



No: HSCL / Stock-Ex/2025-26/55

Date: 15/07/2025

E-mail: monika@himadri.com

Ref: Listing Code: 500184 BSE Limited Department of Corporate Services P. J. Towers, 25 th Floor, Dalal Street, Mumbai- 400 001	Ref: Listing Code: HSCL National Stock Exchange of India Ltd Exchange Plaza, C-1, Block-G Bandra Kurla Complex, Bandra (E) Mumbai- 400 051
--	--

Sub: Investor Presentation

In compliance with Regulation 30 read with Schedule III of the SEBI (Listing Obligations and Disclosure Requirements) Regulations, 2015 we are enclosing herewith Investors presentation on the financial results for the quarter ended 30 June 2025.

The above information will be made available on the Company's website at www.himadri.com.

We request you to kindly take on record the same.

Thanking You,

Yours faithfully,
For Himadri Speciality Chemical Ltd

(Company Secretary &
Compliance Officer)
ACS: 29322

Encl.: as above



Himadri Reloaded The Next Chapter

Himadri Speciality Chemical Ltd

Investor Presentation | July 2025

Marked by Innovation, Resilience and a Commitment to Sustainable Growth

Safe Harbor

This presentation and the accompanying slides (the “Presentation”), which have been prepared by Himadri Speciality Chemical Ltd (the “Company”), have been prepared solely for information purposes and do not constitute any offer, recommendation or invitation to purchase or subscribe for any securities, and shall not form the basis or be relied on in connection with any contract or binding commitment what so ever. No offering of securities of the Company will be made except by means of a statutory offering document containing detailed information about the Company.

This Presentation has been prepared by the Company based on information and data which the Company considers reliable, but the Company makes no representation or warranty, express or implied, whatsoever, and no reliance shall be placed on, the truth, accuracy, completeness, fairness and reasonableness of the contents of this Presentation. This Presentation may not be all inclusive and may not contain all of the information that you may consider material. Any liability in respect of the contents of, or any omission from, this Presentation is expressly excluded.

Certain matters discussed in this Presentation may contain statements regarding the Company’s market opportunity and business prospects that are individually and collectively forward-looking statements. Such forward-looking statements are not guarantees of future performance and are subject to known and unknown risks, uncertainties and assumptions that are difficult to predict. These risks and uncertainties include, but are not limited to, the performance of the Indian economy and of the economies of various international markets, the performance of the industry in India and world-wide, competition, the company’s ability to successfully implement its strategy, the Company’s future levels of growth and expansion, technological implementation, changes and advancements, changes in revenue, income or cash flows, the Company’s market preferences and its exposure to market risks, as well as other risks. The Company’s actual results, levels of activity, performance or achievements could differ materially and adversely from results expressed in or implied by this Presentation. The Company assumes no obligation to update any forward-looking information contained in this Presentation. Any forward-looking statements and projections made by third parties included in this Presentation are not adopted by the Company and the Company is not responsible for such third party statements and projections.

Himadri's strategic roadmap to grow and accelerate towards 2028

FY2026

- Growth : Core Business

+

- Speciality Carbon Black Expansion to be completed by Q3FY26

+

- Birla Tyres commencement in Q1FY26 and will gradually ramp-up

+

- Launch of branded retail offering of Naphthalene balls - Durofresh™

FY2027

- Growth : Core Business

+

- Speciality Carbon Black Expansion full year of operations

+

- Birla Tyres capacity ramp-up in OHT & CV segment

+

- Forward integration to produce – anthraquinone and carbazole to be completed by Q2FY27

+

- Phase 1 commercial plant for LFP Cathode Active Material to be operational in Q3FY27

+

- Ramp up of Naphthalene balls (Durofresh™)

FY2028

- Growth : Core Business

+

- Speciality Carbon Black -Full Year Operations

+

- Anthraquinone and Carbazole -Full Year Operations

+

- Birla Tyres production scale up with OHT, CV & PCR

+

- Commercial plant for LFP Cathode Active Material –Full Year Operations

+


- Naphthalene balls (Durofresh™) – Full operations

Shifting Gears Towards
High-Value Growth

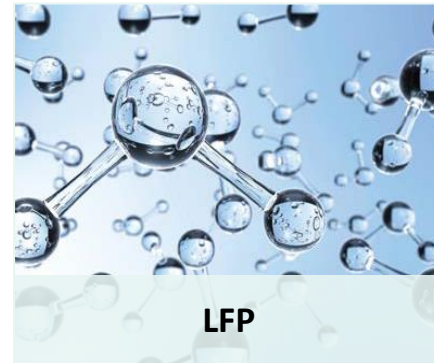
Diversification to drive
Business Resilience

Significant sustainable growth in
profitability over the next 2 years

Unlocking new opportunities with focused investments through internal accrual



Birla Tyres*



LFP



Speciality Carbon Black



Speciality Chemicals

Strategy

**Turnaround +
Gain Market Share**

Pioneer in India

Forward Integration

Vertical Integration

Capex

Rs. 306 Cr

Rs. 1,125 Cr

Rs. 220 Cr

Rs. 120 Cr

**Operational
Commencement**

Q1FY26

Q3FY27

Q3FY26

Q2FY27

Expansion

Acquisition

Greenfield

Brownfield

Brownfield

*Additional Capex will be incurred over next 3 years for upgradation, modernization and full capacity commencement

Each acquisition made with a strategic purpose

Investment in Sicona Battery Technologies

Secured a ~15% post-conversion equity interest in Sicona Battery Technologies Pvt. Ltd. with an investment of Rs. 84.21 Cr.

Investment in International Battery Company (IBC)

The Board has approved the acquisition of a 16.24% stake in International Battery Company, Inc. (IBC), USA, through a mix of stock purchase and subscriptions with a total investment of USD 4.43 Mn (approx. Rs. 37.47 Cr)

Investment in Invati Creations

40% stake for a consideration of Rs. 45.16 Cr

Collaborations poised to accelerate the development and deployment of next-generation EVs and Energy storage solutions

Supporting our vision to provide premium Li-ion battery materials and pioneer advancements in the battery materials industry.

Strengthens our position to capitalise on the growing demand for high-performance batteries, particularly in electric vehicles and renewable energy storage

R&D innovations for tomorrow's market

Excelling while innovating

**Global
knowledge bank**

**Techno-
commercial team**

**World class
laboratory**

**Consistent
R&D**

**An innovative
mindset**

Process of R&D for product development

**1. Conceiving the product
based on market trend**

2. Bench scale study

**3. Pilot production for
establishing the process**

4. Production

5. Product offering

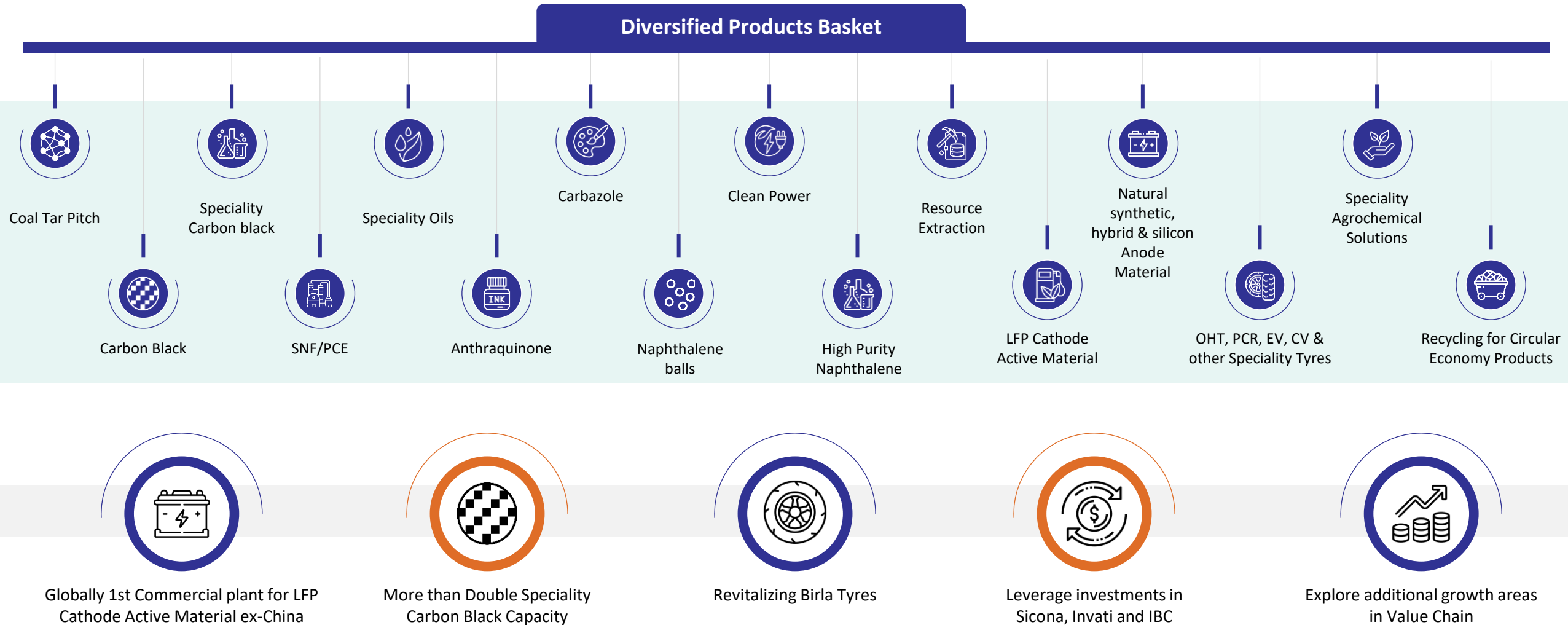
6. Customer feedback

7. Commercialisation

Advanced R&D facilities are accredited by the National Accreditation Board for Testing and Calibration Laboratories (NABL), ensuring the highest standards in research and testing

Supported by a team of global experts, we continuously foster innovation and advance our product offerings to deliver exceptional value

R&D led innovative product portfolio driving growth



Products serving the high growth sunrise sectors



Lithium – Ion Batteries



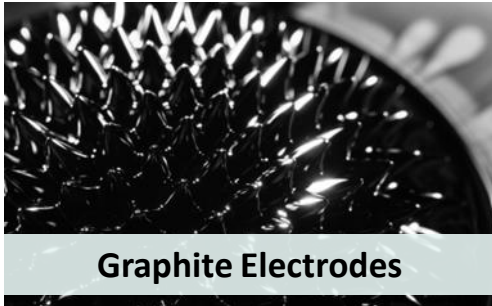
Tyre



Defence



Aluminium



Graphite Electrodes




Paints, Plastic & Fibre



Construction Chemical



Infrastructure



Anti Corrosive Material



Wood Preservative Oils



Power



Specialized Products

Reliability and distinction are catalysts for client retention

Strong client relationships, with long-term agreements

Scale, efficiency and quality represent a competitive advantage that is difficult to replicate

Core Business

Himadri

A woman with dark hair in a ponytail, wearing a white futuristic suit with grey accents, is looking intently at a glowing blue sphere she is holding in her gloved hand. The sphere has a bright blue light source inside, creating a lens flare effect. The background is a plain, light blue gradient.

Reloaded

The Next Chapter

Marking an exciting new chapter in the growing global market

Planned to expand its operation in the liquid coal tar pitch market and establish a strong market presence for export of liquid pitch.

Foray into the international liquid coal tar pitch market to serve all key international markets

We have successfully completed our first export shipment of Liquid Coal Tar Pitch in October 2024, paving the way for large global liquid coal tar pitch market.



Liquid Coal Tar Pitch

Commissioned high temperature liquid coal tar pitch terminal at Haldia and Mangalore port

Himadri's plan to strengthen its footprint in the coal tar pitch export market

Levers

- Approvals across major Aluminum players
- Brand recognition in the global market
- Serving customers across 56 countries
- R & D capabilities
- Recognition in the solid pitch market
- World class quality

Durofresh™: Unlocking value in B2C naphthalene balls market

Backed by decades of expertise and a strong legacy in naphthalene manufacturing, we possess the technical capability and quality assurance required to excel in consumer-facing markets.

Capture greater value within its existing value chain by directly engaging with end consumers, thus enhancing margins and building brand equity

Market Potential :

- The global naphthalene mothballs market is poised for steady growth, valued at USD 1.5 Bn in 2024 and expected to reach USD 2.1 Bn by 2033, growing at a CAGR of 4.5% from 2026
- The Asia Pacific region, which includes India, is the fastest-growing market, projected to expand at CAGR of 6.5%
- Domestically, the Indian naphthalene market is forecasted to reach USD 232 Mn by 2030, growing at a CAGR of 3.5% from 2024

To seize this opportunity, we are launching “Durofresh™”, a refined naphthalene ball brand engineered to set the benchmark for quality and efficacy



Durofresh™ balls deliver an industry leading 99.5 % purity which makes them completely stain free and significantly boosts vapour strength for faster, longer lasting protection



Advancing speciality value chain

Coal Tar Pitch

Positioned among the few global manufacturers of specialized pitches; consistently improved anode lifespan via process optimization.

Speciality Carbon Black

Launched a series of application-specific speciality blacks with superior performance parameters which finds application in fibres, semicon cables, engineering plastics, inks and several other specialised applications

SNF & PCE

Developed application-specific SNF for non-construction segment (agrochemicals, gypsum and latex) and next-generation products in PCE

Battery Material

Coal Tar Pitch is a key ingredient in the production of anode materials for batteries. Developed technology to manufacture critical material for Lithium-ion Batteries and we are one of the few companies globally to have backward integration for this material



Speciality Carbon Black

Himadri

A woman with dark hair in a ponytail, wearing a white futuristic suit with grey accents, is holding a highly reflective, metallic sphere. The sphere reflects the woman's face and the background. The word "Reloaded" is written in large, bold, purple letters across the middle of the image, with the woman's face and the sphere partially visible through the letters.

Reloaded

The Next Chapter

Capex to more than double speciality carbon black capacity

Brownfield expansion of a new speciality carbon black line of 70,000 MTPA

Increasing the total speciality carbon black capacity to 1,30,000 MTPA making it world's largest speciality carbon black capacity at single site

Estimated capex of Rs. 220 Cr


Sufficient land available for the future expansion

Scheduled to be operational by Q3FY26



New speciality carbon black grades

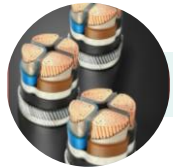
8 Speciality Black Series with more than 60 Grades



ONYX




COLORX



ELECTRA



VIRTEX



JETEX



BARONX



KLAREX



ENERGEX

New Li+ and LB Series of Speciality Blacks launched for Battery Application

New Speciality Carbon Black Grades applications

- Synthetic fibres
- High-performance plastics
- U.S. FDA-compliant applications

Offer excellent Color and UV protection applications

- Pressure pipes
- Plastic films and molding
- Solvent- and water-based coatings
- Industrial decorative paints

Advanced conductive applications

- Batteries
- Conductive polymers
- Coatings
- Rubber and composites

Speciality Chemicals

Himadri

A woman with dark hair in a ponytail, wearing a white lab coat, is shown in profile. She is holding a glowing blue sphere in her gloved hand. The sphere has a bright blue light source inside, creating a lens flare effect. The background is a plain, light blue wall.

Reloaded

The Next Chapter

Leveraging the existing infrastructure and expertise in coal tar derivatives

Expected capex of **Rs. 120 Cr**, plant to be commissioned by **Q2 FY27**

Setting up facility to extract **high value-added speciality products** namely Anthraquinone & Carbazole from our existing coal tar distillates

First of its kind in India at this scale and aims to eliminate the country's reliance on these chemical imports.

Anthraquinone

- Dye, Paper, Wood Pulp, Hydrogen Peroxide, Agriculture etc.

Carbazole

- Dyes & Pigments, Pharmaceuticals, Electronics, Polymeric Materials, Agrochemicals etc.



Future Plans

Target Market

Target markets : Domestic and global sectors

Forward Integration

Forward integrating from our existing coal tar distillates to unlock value

Enhanced Synergy

New facility will enhance the synergy within our already integrated state-of-the-art complex

Customer Expansion

Leverage our existing customer base in the dyes and pigments market

Entry into LiB Components

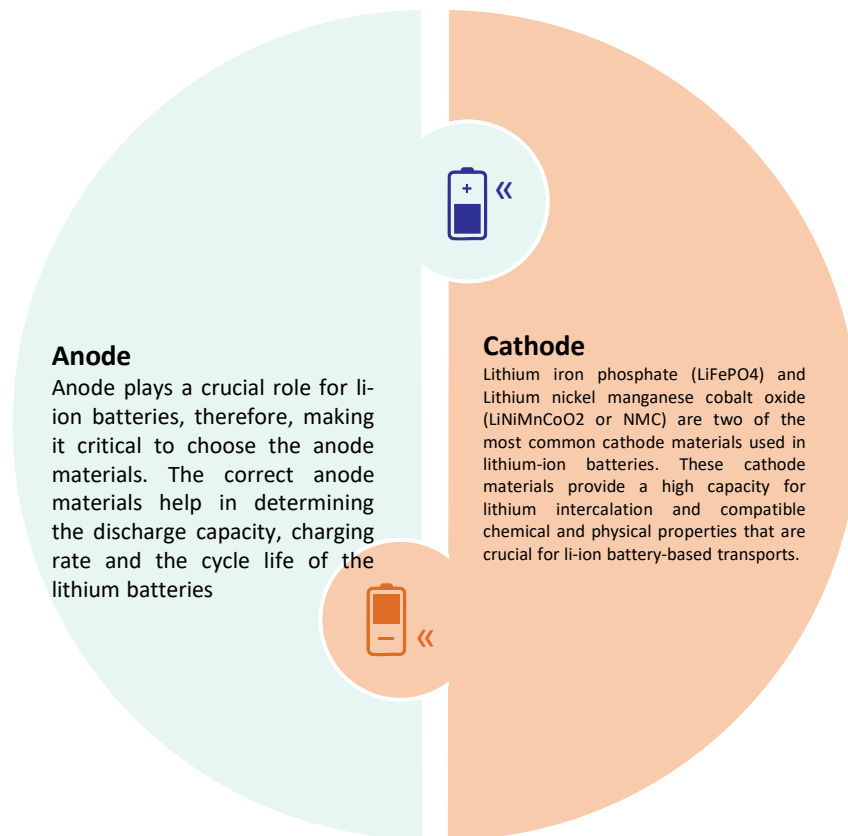
Himadri

A woman with dark hair in a ponytail, wearing a white futuristic suit with grey accents, is looking intently at a glowing blue sphere she is holding in her gloved hand. The sphere has a bright blue light source inside, creating a lens flare effect. The background is a plain, light blue wall.

Reloaded

The Next Chapter

Together anode and cathode - represent close to 65% of the total Li-ion cell cost



Our LFP Cathode Active Material Vision

- To produce 2,00,000 MTPA of Lithium Iron Phosphate (LFP) Cathode Active Material, catering to 100 GWh of Li-ion Battery, in a phased manner over the next 5-6 years
- 1st Commercial plant for LFP Cathode Active Material globally ex-China, for catering to the domestic & international market – a pioneering step towards Atma-Nirbhar Bharat

Anode Material

- Strong R&D team and execution roadmap for Anode materials
- Coal Tar Pitch (CTP) is a key ingredient in the production of anode materials for these batteries
- Exclusive technology licensing partnership with Sicona that grants Himadri the rights to access, localise, and commercialize Sicona's proprietary Silicon-Carbon (SiC_x) anode technology in India
- Developments in Natural, Synthetic, Hybrid and Silicon Anode Materials for multiple applications
- Ongoing interactions with potential customers for approval process

Demand is surging, and migrating toward higher-performance chemistries

Cathode Material Landscape

- **Market Projection** : Cathode Material demand to reach 9.4 Mn tonnes annually by 2030 for global LiB cell production
- **Domestic Demand** : Expected growth to 311 KT (base scenario) and 499 KT (promising scenario) annually by 2030

Anode Material Landscape

- **Market Projection** : Global Anode sales volume trend is expected to grow to 8 Mn MTPA in 2030 from 2.206 Mn MTPA in 2024 at CAGR of 24%
- The market trend confirms a quantitative pull for advanced anodes; our multi chemistry portfolio is positioned to supply each growth pocket. By coupling legacy expertise in natural and synthetic graphite with Sicona's technology, we can serve both cost driven and performance driven customers.

India is emerging as a strategic and trusted alternative for global battery supply chains

This presents a compelling export opportunity for Indian Cathode Active Material (CAM) and Anode Material producers

With an integrated value chain spanning LFP CAM production, and materials R&D, we are uniquely positioned to support global battery manufacturers—and drive the government of India's and Himadri's shared vision of an Atma Nirbhar Bharat forward.

Advancing our work with LFP cathode active material

To produce 2,00,000 MTPA of Lithium Iron Phosphate (LFP) Cathode Active Material, catering to 100 GWh of Li-ion Battery, in phases in 5-6 years

1st Commercial plant for LFP Cathode Active Material globally ex- China, for catering to the domestic & international market – a pioneering step towards Atma-Nirbhar Bharat

Demonstration and commercialisation milestones


- A LFP demonstration plant is being set up. This will fast-track customer approvals and accelerate time-to-market.
- The first commercial plant with 40,000 MTPA capacity is expected to be operational by Q3FY2027. Aligned with robust domestic and global demand.

Global-India customer engagement

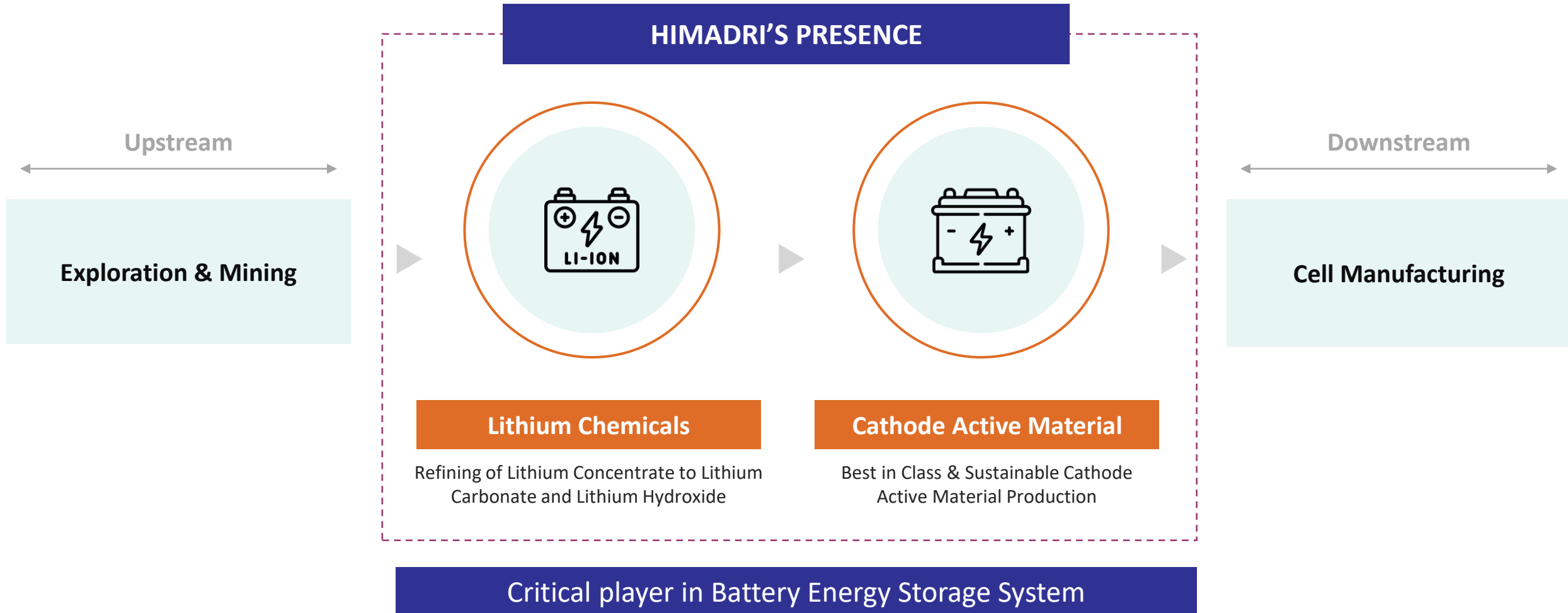
- Customer engagement have intensified with both Indian and global battery manufacturers.
- The response has been strongly positive reinforcing our belief in LFP's dominance in global EV and ESS space.

Sustainable supply chain and raw material security

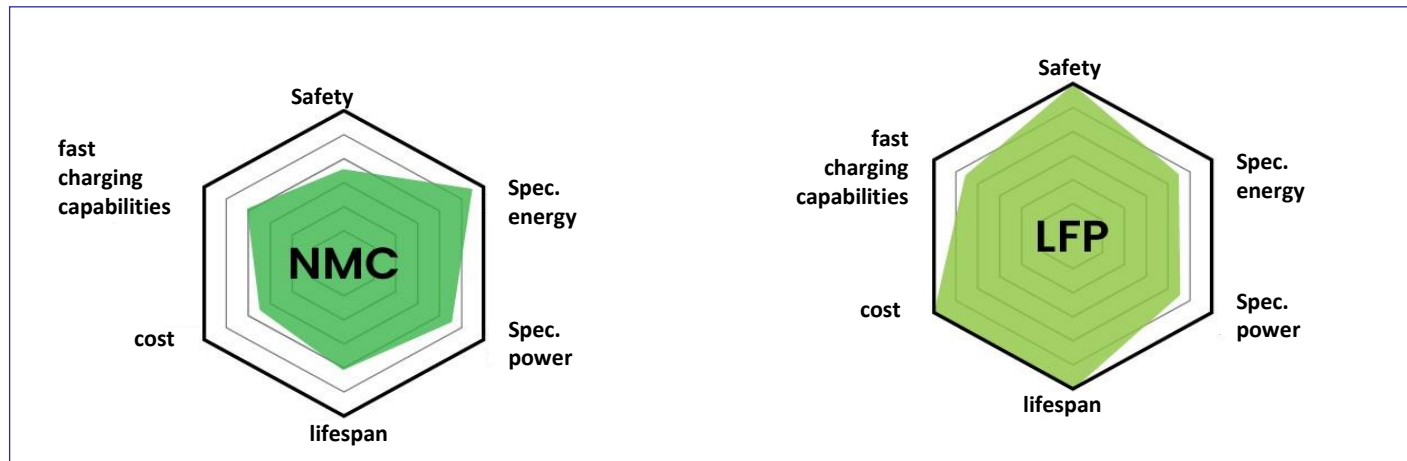
- Actively developing a cost-optimised, environmentally friendly process for producing Li_2CO_3
- Strategic interest is being explored in phosphate mines, securing a key raw material for LFP.
- Discussions with lithium miners are ongoing to ensure reliable supply of lithium concentrate.
- These steps collectively support a risk-free and secure supply chain for LFP production.



Where we play a role



Primary cathode active material used now – NMC & LFP



NMC and LFP are among the top choices for EVs, offering balanced energy density, power density, safety, and overall performance, making them ideal for both EVs and energy storage systems

Working of LFP battery

LFP batteries use lithium iron phosphate as the cathode material alongside a graphite electrode with a metallic backing as the anode.

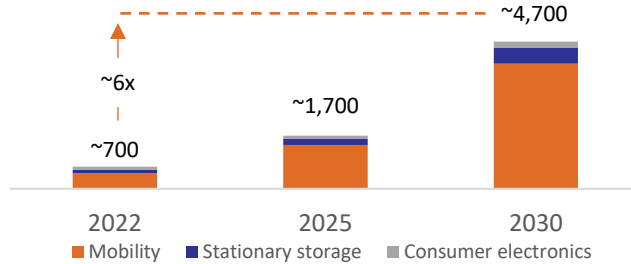
Unlike many cathode materials, LFP has its atoms arranged in a crystalline structure forming a 3D network of lithium ions compared to the 2D slabs from nickel manganese cobalt, helping better electrical conductivity.

Phosphate in LFP is a non-toxic material compared to cobalt oxide, and LFP batteries are capable of delivering constant voltage at a higher charge cycle

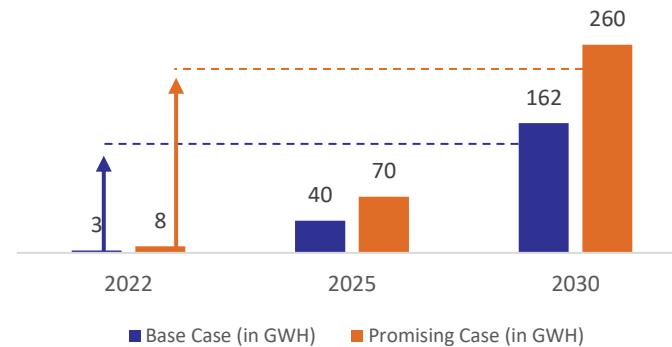
Well poised to cater to global demand for LiB raw materials

LiB Growth Potential

Li-ion battery demand is expected to grow by about 27% annually to reach around 4,700 GWh by 2030.*



India Battery Energy Storage Demand



Himadri is actively positioning itself to cater to a significant portion of the global demand for LiB raw materials

EV penetration in India rose to 7.3% in FY 2025, up from 6.8% in FY 2024, indicating a rapid shift toward cleaner mobility.

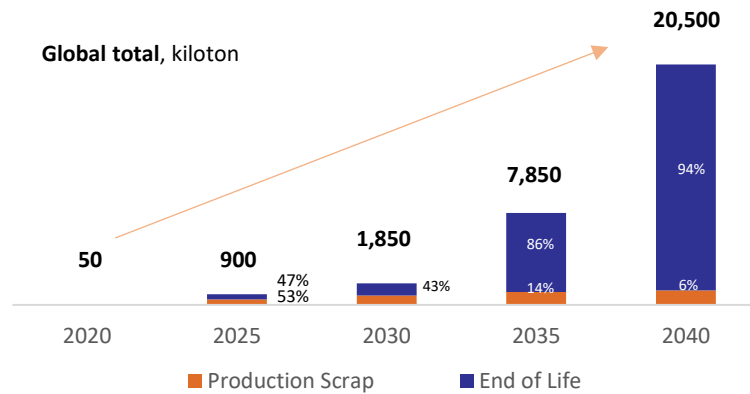
Leading OEMs such as Tata Motors are launching premium yet accessible EVs, while global majors like Tesla and BYD are finalising their India entry plans.

As India marches toward its ambitious goal of achieving 500 GW of renewable energy capacity, stationary energy storage systems (ESS) are poised to become a major demand centre

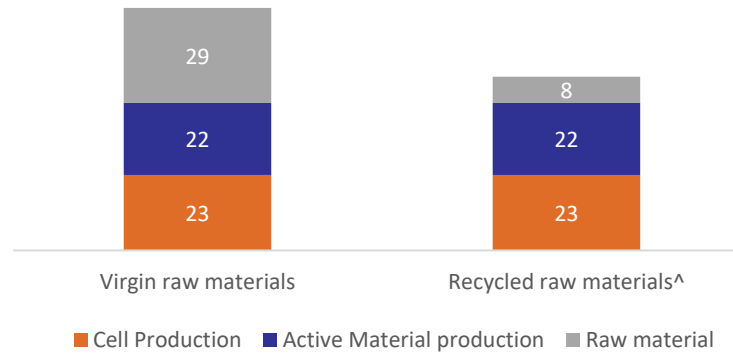
Powering the future through circular energy systems

The Global Availability of EV batteries for recycling is expected to increase 25% YoY till 2040 resulting in a huge volume influx. Himadri is keen to play a significant role in the LiB recycling in India

The global supply of EV batteries for recycling is steadily increasing, driven primarily by production scrap before 2030 & end-of-life batteries after 2030*



Total CO₂e battery cell production emissions from a nickel-based lithium-ion battery with virgin versus recycled materials, kgCO₂e per kWh*



We are the only Indian company selected by the Indo German Science and Technology Centre for a landmark battery recycling initiative, strengthening our circular economy efforts

Lowering the dependency on mined minerals and providing a circular economy structure

Reducing the total CO₂ emission

(* Source: McKinsey Battery Insights, ^ - Assuming mechanical pre-treatment and hydrometallurgical recycling)

Strategic Acquisitions

Himadri

A woman with dark hair in a ponytail, wearing a white futuristic suit with grey accents, is shown in profile. She is holding a glowing blue sphere in her gloved hand. The sphere has a bright blue light source inside, creating a lens flare effect. The background is a plain, light blue gradient.

Reloaded

The Next Chapter

Strategic stake in Sicona Battery Technologies

Exclusive technology licensing partnership with Sicona that grants Himadri the rights to access, localise, and commercialise Sicona's proprietary Silicon-Carbon (SiCx®) anode technology in India

Sicona's Transformative Year: Key Updates and Milestones

- **Pilot Plant Achievements**
 - Ramped up production in the latter half of 2024, exceeding targets by producing Gen3 SiCx® material
- **Expansion Plans**
 - Sicona intends to establish production facilities across burgeoning and developing battery and electric vehicle manufacturing geographies.

Innovative Technologies at Sicona: Potential Applications and Global Impact

- **Silicon-Carbon (SiCx®) Anode Materials**
 - Offers over 20% increase in energy density compared to conventional graphite-only cells
 - Reduces charging times by more than 40%
- **Gen3 SiCx® Performance**
 - Demonstrated superior performance metrics, including higher tap density, lower electrode resistance, and improved cycle life compared to commercial SiOx materials

What sets Sicona apart

- **Intellectual Property Portfolio:** Extensive IP portfolio underpins its technological advancements providing a competitive edge in the battery materials
- **Market Positioning:** Cost-effective and scalable manufacturing processes, offering high-performance battery materials without reliance on expensive and hazardous supply chains
- **Commitment to Sustainability:** Goal of reducing greenhouse gas emissions by enhancing the performance and adoption of electric vehicles, aligning with global sustainability objectives

Strategic investment in IBC: Catalyzing global growth

New product

IBC is developing its LFP-based Prabal 2000 using Himadri's LFP Cathode active and anode materials, backed by a strong joint product roadmap

Plant Location

Operates a 50MWh lithium-ion battery cell facility in South Korea, which began production in 2023 and is developing a Gigafactory in Bengaluru, in JV with Mahanagar Gas Limited (MGL, a GAIL subsidiary)

Operation Commencement

Bengaluru Gigafactory by Q4FY26

Market Focus

B2B fleet, 2- & 3-wheeler OEMs, global battery exports

International Battery Company, Inc (IBC) is a full-service lithium-ion cell manufacturing company specializing in the design, development, and manufacturing of prismatic form factor cells for niche players in the mobility and energy storage sectors

IBC's AI platform : IBC's proprietary Industrial AI platform, which helps it drive faster innovation and co-development of advanced materials

Partnership is driven by a shared vision of producing LiB materials & innovative technologies

About Invati Creations

Strong focus on engineering Lithium-ion electrode materials for efficient energy storage with higher energy density and longer battery life and using groundbreaking nanotechnology biosciences to provide real-world solutions.

Engages in R&D of various molecules and nanotech solutions, addressing challenges in life-science verticals, designing technology for diverse industries such as agrochemical, animal health and energy storage.

Invati holds multiple patented and patentable technologies for novel molecule inventions spanning various applications, including the pioneering development of the first-ever broad-spectrum antiviral drug molecule.

Why Invati Creations?

Aligns with Himadri's vision of producing high-quality Lithium-ion (Li-ion) battery materials and reinforces its commitment in exploring innovative technologies in the battery material segment

Acquisition cost

40% stake for a consideration of Rs. 45.16 Cr

Directors

Himadri has **two nominee directors** on the Invati Board

Birla Tyres

Himadri

Reloaded

The Next Chapter

Birla Tyres - turnaround opportunity

Link: <https://birlatyre.com/>



The Case for Acquisition

- Strategic fit with the Company's focus on being a lead player across EV value chain

Value Propositions of the Acquisition

- Birla Tyres enduring Legacy
- Turnaround with High Value Opportunities
- Strategic Foray into B2C Tyre Space
- Broadening of Customer base
- Enhanced Geographical Reach

Birla Tyres is proud to unveil the launch of its new brand identity, including a modernized logo and a redesigned corporate website, reflecting the company's renewed direction under its new promoters



Future Plans

Focusing on building a comprehensive product portfolio of speciality tyres to service Off-Highway tyres (OHT), Commercial Vehicles (CV), Agri, Industrial and EV segments

Commissioning our Passenger Car Radial (PCR) tyre unit that will cater to meet the needs of EVs & SUV segment vehicles.

Leveraging our expertise in carbon black production to develop tyres for commercial and passenger vehicles under the Birla Tyres brand

Sustainability Goals

Himadri

A woman with dark hair in a ponytail, wearing a white futuristic suit with grey accents, is holding a glowing blue sphere. The sphere has a bright blue light source inside, creating a lens flare effect. The background is a plain, light blue wall.

Reloaded

The Next Chapter

Where sustainability meets innovation

POWER THE FUTURE

Transformation Unfolds:
From Growing Carbon Value
Chain to Promising Mobility and
Energy Storage Opportunity



We will address substantial part of the critical raw material requirements of Lithium-Ion Batteries

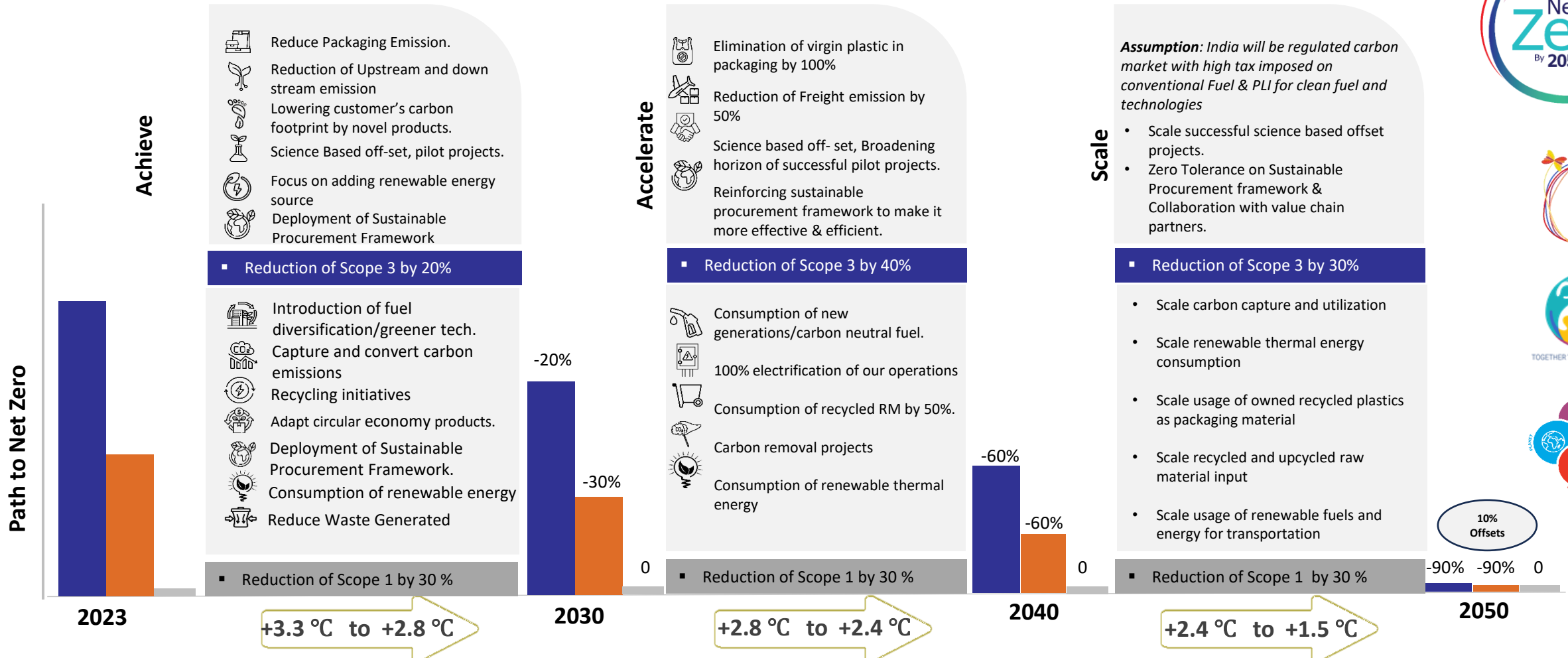
NET ZERO

■ Scope 3 – Baseline Year 2023 (FY23-24)

■ Scope 1 – Baseline Year 2021 (FY 21-22)

■ Scope 2 = 0, Baseline Year 2021 (FY 21-22)





























OUR
AMBITION



Scope 1,2 & 3 targets include science-based projects aligning MIT-SLOAN En-roads climate simulator

SBTi – Absolute Contraction Approach has been applied to freeze the target against the timeline

Sustainability Objectives 2025 – 26

Objectives	Measures	Target FY 2026	Target FY 2025	Result FY 2025	Main Domain	UNGC -SDGs
Vision Zero Accident / Incident	By 2025, Loss Time Injury Frequency Rate below 1(Vs 2021)	< 1	<1	0	People	 
Energy Consumption	By 2025, Reduce Energy Intensity per metric tonne of product sold (Vs 2021)	-20%	-10%	-17.42%	Planet	 
CO2e emission Intensity (Scope-1 & scope-2)	By 2025, Reduce Scope 1 and Scope 2 CO2e emission intensity per metric tonne of product sold (Vs 2021)	-30%	-25%	-36.08%	Planet	  
CO2e emission Intensity (Scope-3)	By 2025, Reduce scope 3 CO2e emission intensity per Metric tonne of product sold (Vs 2024)	-8%*	5%	-22.25%	Planet	  
Zero Liquid Discharge	All plant must operate with ZLD status(Vs 2021)	100%	100%	100%	Planet	  
Solid Waste	Reduce solid waste (Hazardous and sent to landfill) per metric tonne of product sold (Vs 2021)	<1%	<1%	0.01%	Planet	 
Recycle Materials	Maintain the proportion of Non-virgin raw material from external sources used in production to avoid depletion of natural resources(Vs 2021)	> 95%	>95%	>95%	Planet	 
Gender Diversity	Increase female representation in management team(vs 2021)	6.5%	5%	5.56%	People	
Compliance Training	Increase percentage of Targeted staff, who completed anti bribery and corruption training (Vs 2021)	> 95%	>95%	99%	Governance	
Value Chain Partner	By 2026, conduct sustainability assessment of our value chain partners (Upstream & Downstream) covering at least 75% of group spend & Sales of FY 2025	100%	85%	88.1% (against 75% Spend)	Communities	  
Carbon neutral product	By 2026, introduction of carbon neutral product to customers - % Variants/ % FG in MT	0.2%	0.1%	0.1%	Communities	  
Customer decarbonisation	Introduction of customer-side carbon footprint reduction collaboration project	1	New Objective	New Objective	Communities	  

* New Objective

Leading ESG practices globally



Recognition with the EcoVadis Platinum Medal, placing the company among the top 1% of over 1,30,000 companies assessed globally for sustainability practices

Commendable recognition in maiden CDP assessment

Achieved a commendable 'B' rating in its maiden CDP evaluation in 2024 for both Climate Change and Water Security

This achievement places Himadri alongside over 24,700 organizations worldwide that are utilizing data-driven insights to promote environmentally sustainable decisions, contributing to a positive impact on the planet



A CDP Score provides a snapshot of a company's disclosure and environmental performance

A	A List Criteria	<i>Best Practice Transparency & Performance</i>
A-		
B	Leadership	<i>Implementing current best practices</i>
B-		
B	Management	<i>Taking coordinated action on environmental issues</i>
B-		
C	Awareness	<i>Knowledge of impacts on/ of environment</i>
C-		
D	Disclosure	<i>Starting to disclose environment impacts</i>
D-		

Working sustainably progressing responsibly



Achieved 'Merit' in International Safety Award by British Safety Council during 2024



CDP- Supplier Engagement Assessment: A rating



Awarded with [ICRA ESG] Combined Rating 80, Exceptional



Joined the United Nations Global Compact (UNGC) as a direct signatory

Latest triumphs in excellence and innovation



Honoured to have received **four prestigious awards**, recognising our efforts as **Winners** in:

- Sustainability Leader of the Year
- Energy Efficiency
- Environment Protection
- Good Health & Well-Being



Recognised with **six prestigious awards** at the **13th The Golden Globe Tigers Award 2025** held in Kuala Lumpur, across key categories in CSR, workplace excellence, climate action, and sustainability leadership.



Honoured with the **Golden Peacock Award for Occupational Health & Safety 2025** by Institute of Director



Himadri honoured with Top Global Recognition at LACP Spotlight Awards 2024/25

Himadri has received global recognition by securing the **Platinum Award** and clinching **#1 rank in Top 100 Worldwide**



Honoured with **Silver Recognition** for its presentation on Vision Zero Accident at the **8th CII IQ-Safety Practice Competition**, reflects Himadri's commitment to building a safe, proactive, and prevention-focused work environment

Financials

Himadri

A woman with dark hair in a ponytail, wearing a white futuristic suit with grey accents, is looking intently at a glowing blue sphere she is holding in her gloved hand. The sphere has a bright blue light source inside, creating a lens flare effect. The background is a plain, light blue gradient.

Reloaded

The Next Chapter

Driving profitable growth with capital efficiency

Financial Capital	Sources of Capital	Output of Investments	Efficient growth
Strategic capital is deployed for powering sustainable growth	Robust cash flows and high liquidity enable disciplined investments aligned with our growth ambition	Strategic investments are complemented by consistently high earnings	Sustained focus on low leverage and high capital efficiency
Rs. 3,647.5 Cr Networth	Rs. 371.2 Cr Net positive cash balance as of 31 st March'25	Revenue Rs. 4,595.8 Cr with a growth of 9.82% YoY	20.84 Interest coverage ratio
Rs. 2.2 Cr Long term debt	Rs. 715.5 Cr Cash Profit	EBITDA Rs. 843.5 Cr with a growth of 33.39% YoY	34 % ROCE
~Rs. 1,450 Cr Expected Capex	35.3% Cash Profit growth	PAT Rs. 558.0 Cr with a growth of 35.78% YoY	

Q1FY26 – Result highlights

SALES VOLUMES IN Q1FY26

Sales Volumes increased by 1% yoy to 1,40,090 MT in Q1FY26

REVENUE IN Q1FY26

Revenue decreased by 8% to Rs. 1,100 Cr yoy in Q1FY26

EBITDA IN Q1FY26

EBITDA increased by 25% to Rs. 234 Cr yoy in Q1FY26

PAT IN Q1FY26

Pat increased by 48% to Rs. 183 Cr yoy in Q1FY26

Net Debt

Net Debt of Rs. 107 Cr as on 30 June 2025

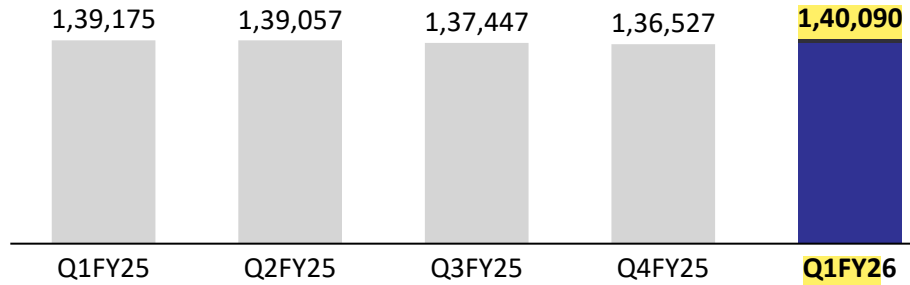
ROCE

32% (excl. investment & CWIP)

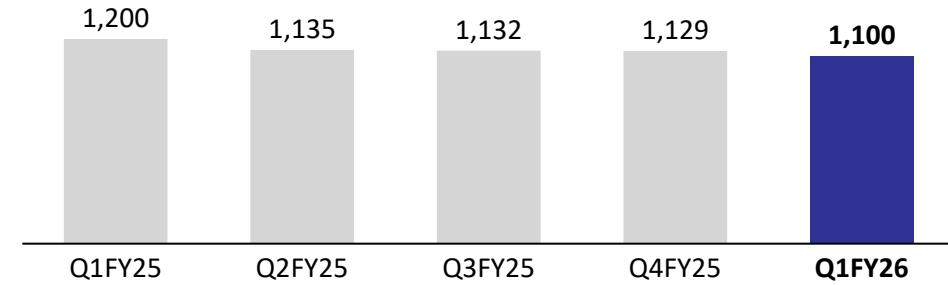
Revenue impacted due to correction in raw material prices

Q1FY26 – Result highlights

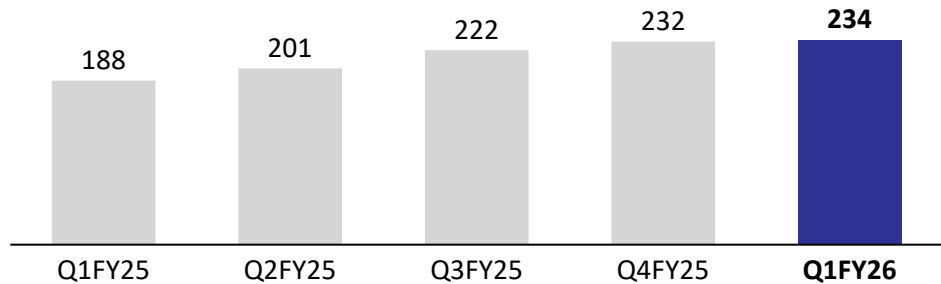
Sales Volume (MT)



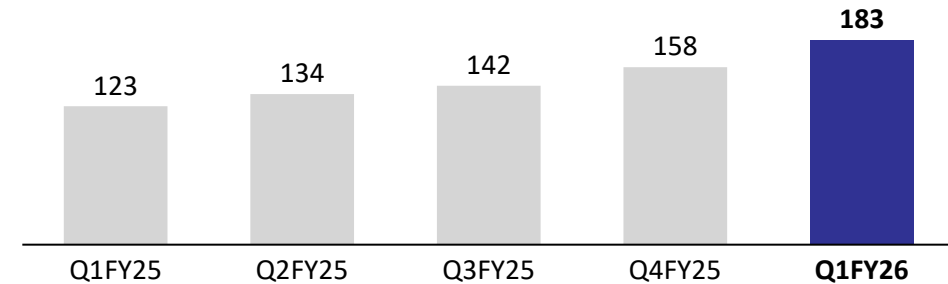
Revenue (Rs. in Cr)



EBITDA (Rs. in Cr)



PAT (Rs. in Cr)



Standalone Profit & Loss Statement – Q1 FY26

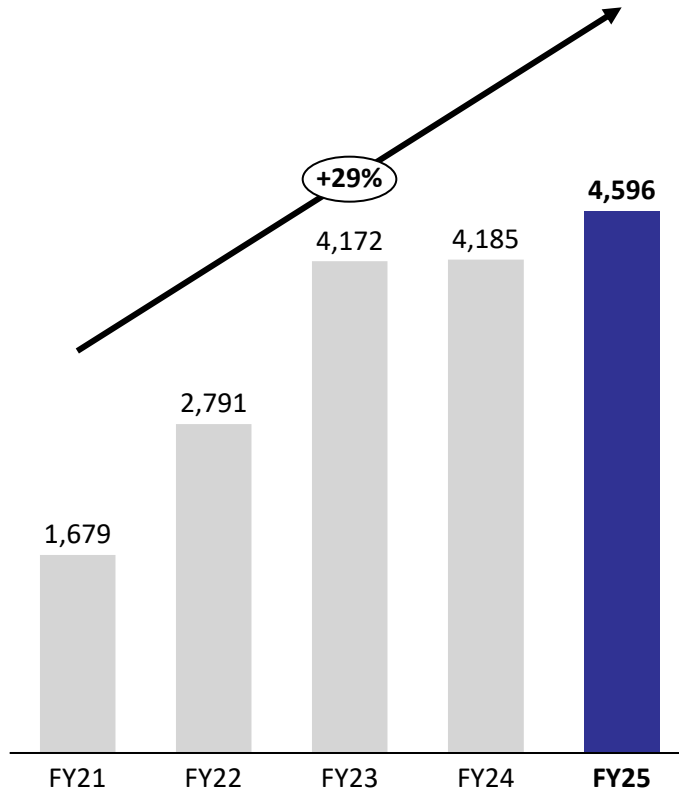
Particulars (Rs. in Cr)	Q1FY26	Q1FY25	Y-o-Y	Q4FY25	Q-o-Q	FY25
Net Revenue From Operations	1,100.42	1,199.77	-8.28%	1,129.01	-2.53%	4,595.80
Cost of Materials Consumed	704.05	851.32		744.55		3,151.98
Gross Profit	396.37	348.45	13.75%	384.46	3.10%	1443.82
Employee Benefits Expense	33.73	29.74		30.30		124.37
Other Expenses	128.67	131.06		121.95		475.90
EBITDA	233.97	187.65	24.68%	232.21	0.76%	843.55
Other Income	27.60	12.55		13.37		50.90
Foreign Exchange Fluctuation (Loss)/Gain	9.80	4.31		2.27		7.47
Depreciation and Amortization Expense	12.90	12.37		12.26		49.62
EBIT	258.47	192.14	34.52%	235.59	9.71%	852.30
Finance Costs	14.37	12.90		8.71		44.57
Exceptional Items	0.00	0.00		0.00		0.00
Profit / (Loss) Before Tax	244.10	179.24	36.19%	226.88	7.59%	807.73
Tax Expenses	61.53	55.79		68.65		249.67
Profit / (Loss) for the year	182.57	123.45	47.89%	158.23	15.38%	558.06
Other Comprehensive Income	1.56	1.26		-2.69		15.31
Total Comprehensive Income for the year	184.13	124.71	47.65%	155.54	18.38%	573.37

Consolidated Profit & Loss Statement – Q1 FY26

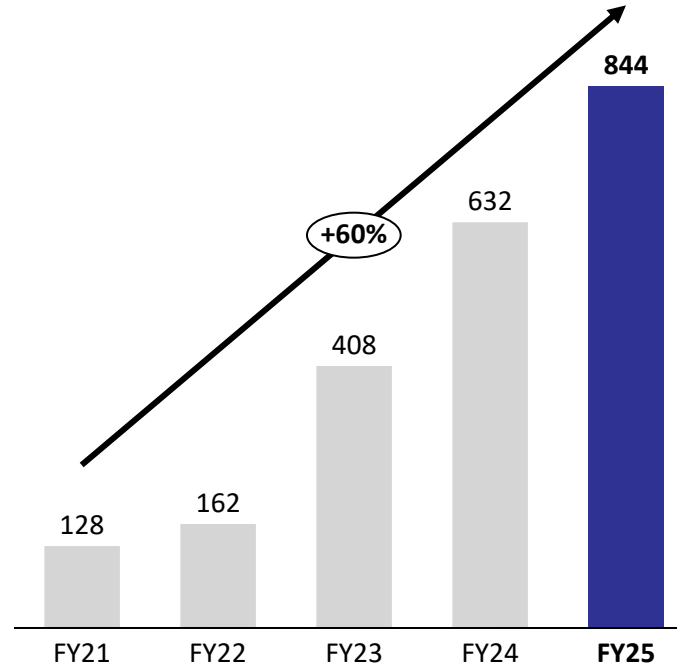
Particulars (Rs. in Cr)	Q1FY26	Q1FY25	Y-o-Y	Q4FY25	Q-o-Q	FY25
Net Revenue From Operations	1,118.29	1,200.41	-6.84%	1,134.64	-1.44%	4,612.63
Cost of Materials Consumed	709.45	849.77		744.56		3,147.03
Gross Profit	408.84	350.64	16.60%	390.08	4.81%	1,465.60
Employee Benefits Expense	41.12	31.46		35.68		139.39
Other Expenses	132.47	131.57		123.39		479.47
EBITDA	235.25	187.61	25.39%	231.01	1.84%	846.74
Other Income	26.68	12.64		13.52		51.69
Foreign Exchange Fluctuation (Loss)/Gain	9.76	4.31		2.30		7.48
Depreciation and Amortization Expense	14.64	12.93		13.72		54.97
EBIT	257.05	191.63	34.14%	233.11	10.27%	850.94
Finance Costs	15.83	12.95		8.76		44.77
Exceptional Items	0.00	0.00		0.00		0.00
Profit / (Loss) Before Tax	241.22	178.68	35.00%	224.35	7.52%	806.17
Tax Expenses	61.86	55.90		68.89		251.08
Profit / (Loss) for the year	179.36	122.78	46.08%	155.46	15.37%	555.09
Other Comprehensive Income	1.73	1.07		-1.78		19.53
Total Comprehensive Income for the year	181.09	123.85	46.22%	153.68	17.84%	574.62

Sustainable increase in financial performance

Revenue (Rs. in Cr)

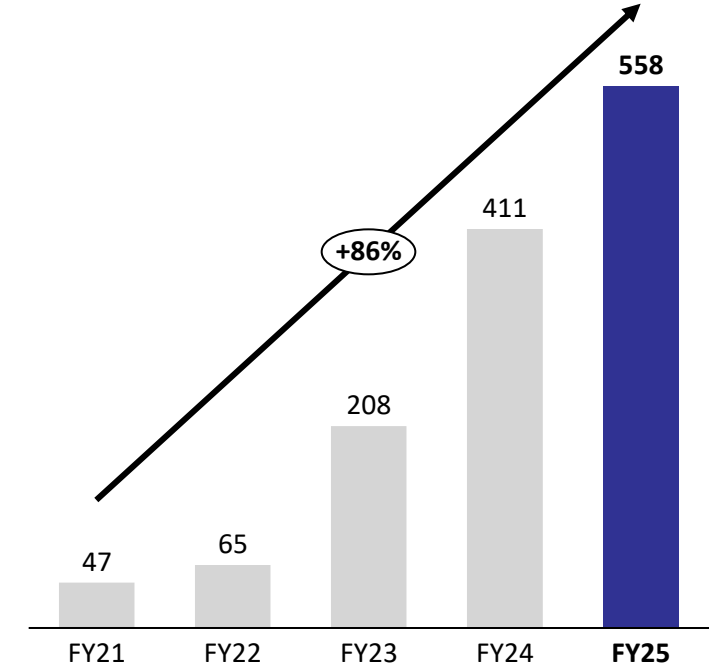


EBITDA (Rs. in Cr)*

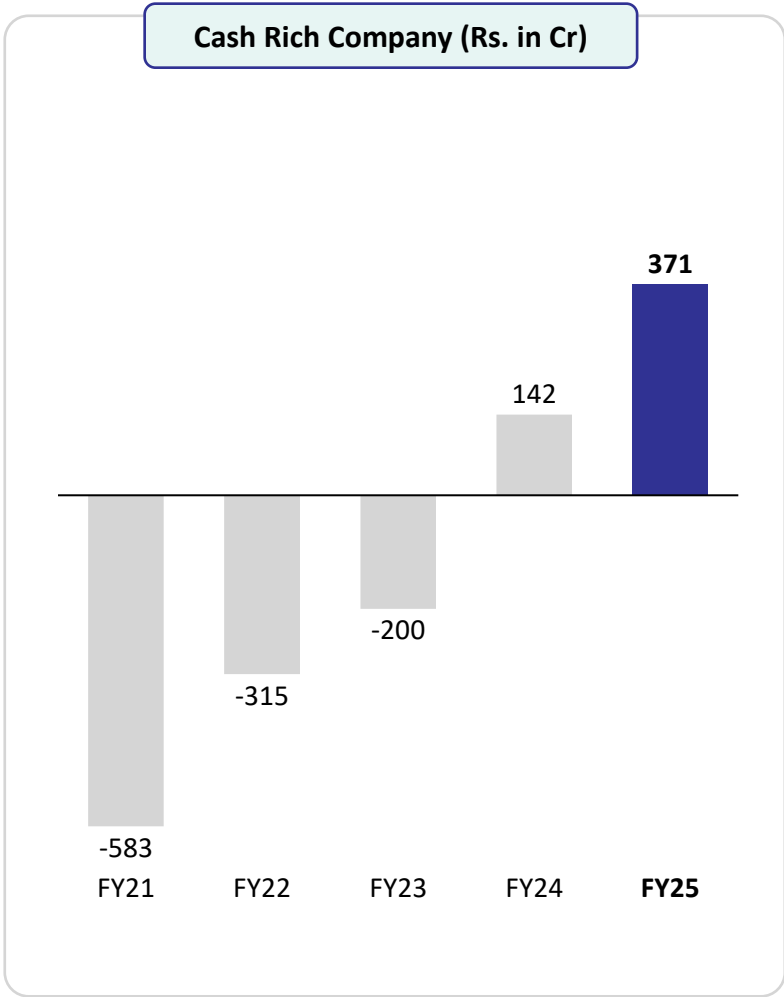
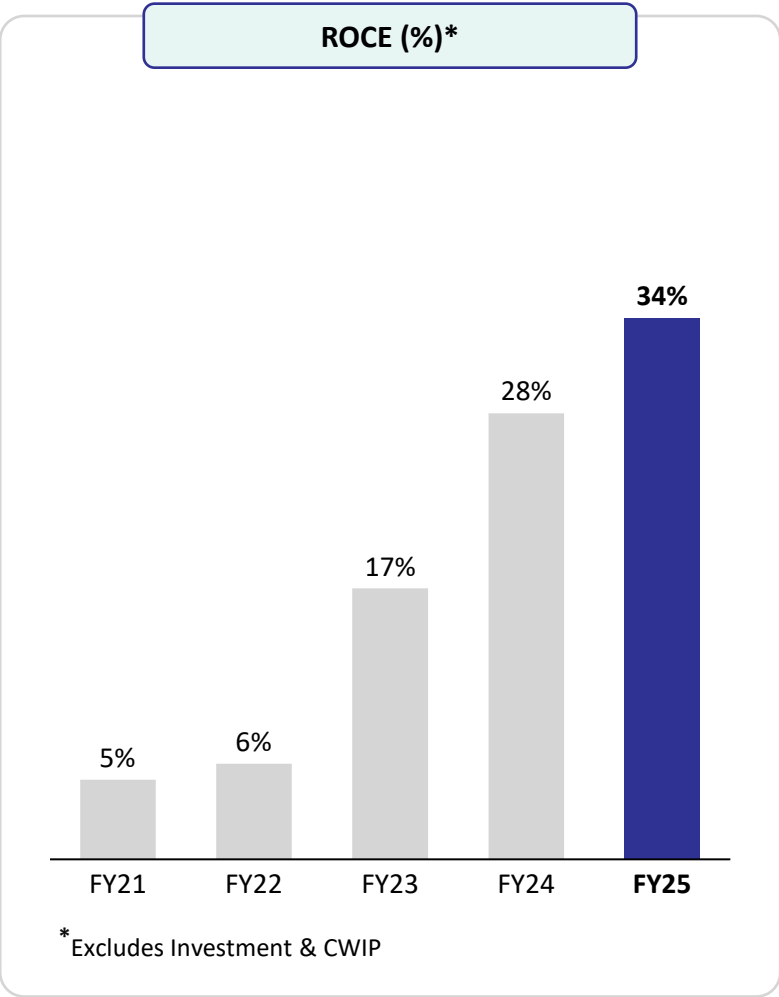
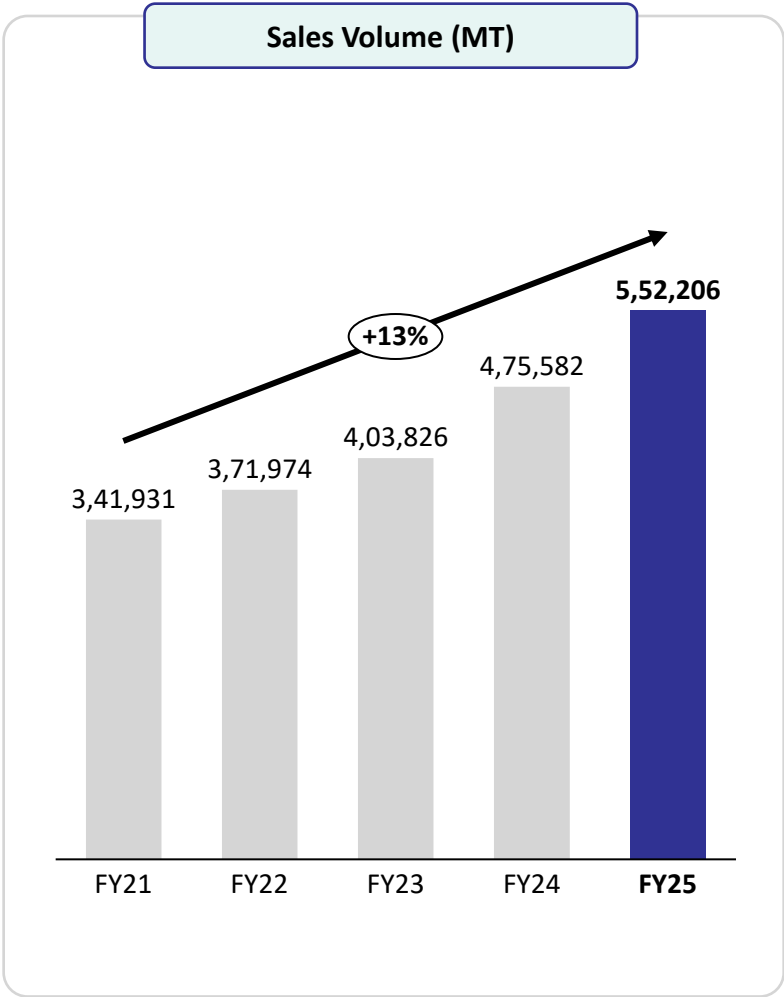


* Earnings before interest, tax, depreciation, amortisation, foreign exchange fluctuation gain/ (loss) and other income

PAT (Rs. in Cr)



Progressive returns on capital



Growing present, promising future

Unparalleled access to growth opportunities

**Global speciality
chemical
conglomerate**

**Pioneer in Lithium
ion battery
materials**

**Quality-led
production**

**Sustainability
focused**

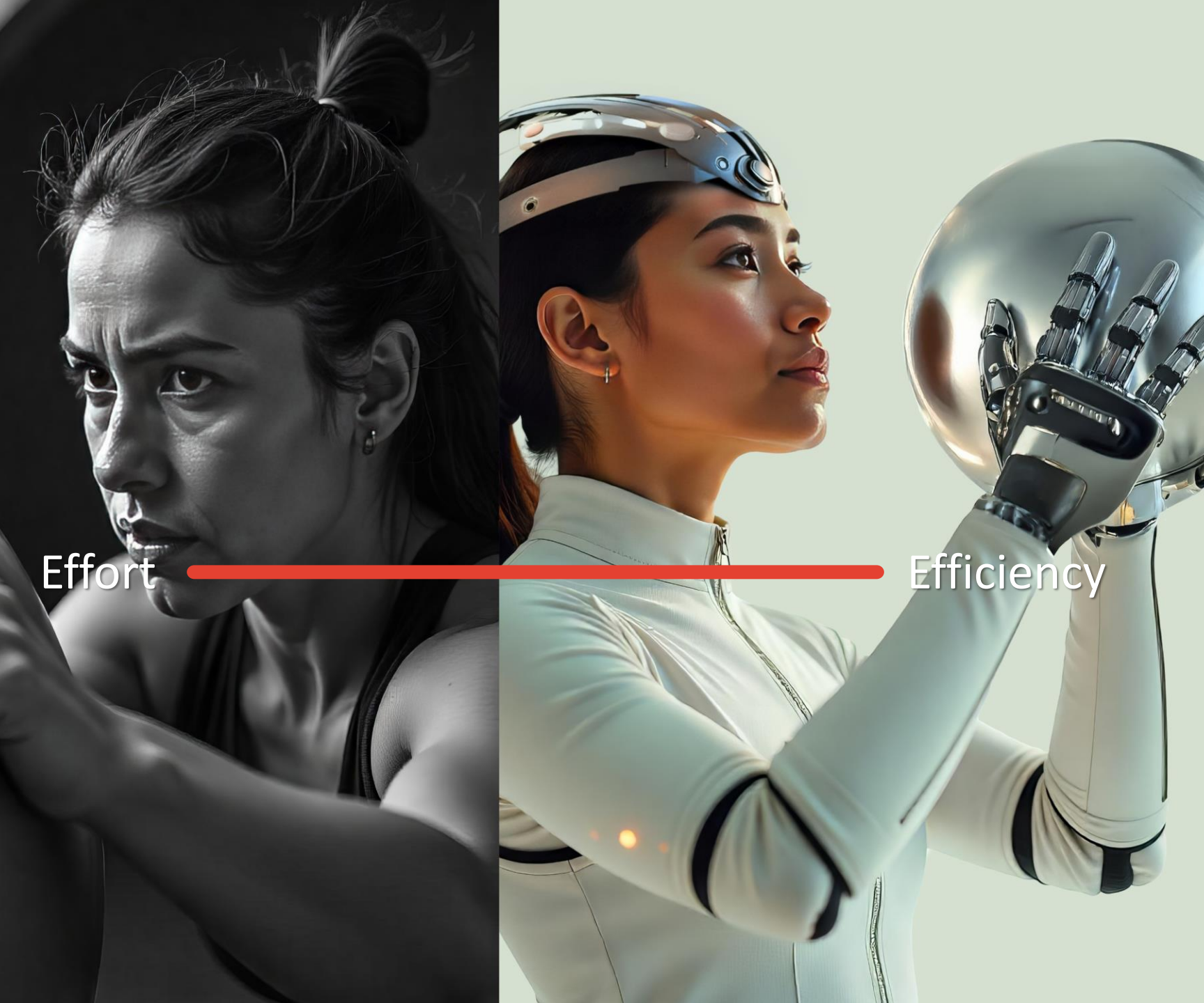
**Innovating today,
shaping tomorrow's
technology**

**Expansive global
network**

**Strong customer
relationships**

**Products catering to
diversified
industries**

Transformation Unfolds....



Effort

Efficiency

Company :

Himadri Speciality Chemical Ltd

CIN: L27106WB1987PLC042756

Ms. Monika Saraswat

Company Secretary

Email: monika@himadri.com

www.himadri.com

Mr. Sahil Sawalkar

AGM - Strategy

Email: sahil.sawalkar@himadri.com

Investor Relations Advisors :



MUFG Intime India Private Limited

A part of MUFG Corporate Markets, a division of MUFG Pension & Market Services

Ms. Payal Dave :

+91 9819916314

payal.dave@in.mpms.mufg.com

Mr. Bhavya Shah:

+91 8082748577

bhavya.shah@in.mpms.mufg.com

Meeting Request

[Link](#)

