

Ref No. 3249/25

6 November 2025

The Department of Corporate Services
BSE Limited
P. J. Towers, Dalal Street, Fort,
Mumbai 400001
(Scrip code : 500245)

Dear Sir / Madam,

Subject : Presentation for the conference call


Pursuant to Regulation 30 of the SEBI (Listing Obligations and Disclosure Requirements) Regulations, 2015 and in continuation of earlier communication vide letter 3244/25 dated 3 November 2025; this is to inform that the presentation to be discussed at the conference call has been enclosed herewith and also uploaded at the website of the Company viz. www.kirloskarferrous.com

You are requested to take the same on record.

Thanking you,

Yours faithfully,
For Kirloskar Ferrous Industries Limited

**MAYURESH
VINAYAK
GHARPURE**

 Digitally signed by MAYURESH
VINAYAK GHARPURE
Date: 2025.11.06 17:49:58
+05'30'

Mayuresh Gharpure
Company Secretary

Encl : a/a

Presentation for Q2 FY 26 Investors Call 7th November 2025



Disclaimer

This presentation has been prepared solely for use at the investor/analyst presentation. By attending the meeting where this presentation is made, or by reading the presentation slides, you agree to be bound by the following limitations:

Statements in this presentation, particularly those which relate to management's views and analysis, describing the Company's objectives, projections, estimates and expectations may constitute "forward looking statements" within the meaning of applicable laws and regulations. Actual results may differ materially from those anticipated in the forward-looking statements. The company assumes no obligation to update forward-looking statements to reflect actual results, changed assumptions or other factors.



Business Updates



Financial Highlights



Other Updates

Business Updates

Macro Environment

- Lower realizations due to commodity price corrections
- Continued strong demand in casting from tractor industry

Business Operations-

- Tube and casting segments drive growth amid year-on-year realization decline and commodity cost pressure
- Casting volumes increase, supported by improved market demand
- Oliver Engineering scales up production and sales momentum
- New customer and component additions contribute to volume growth
- ONGC order secures H2 tube volumes



Business Updates



Financial Highlights

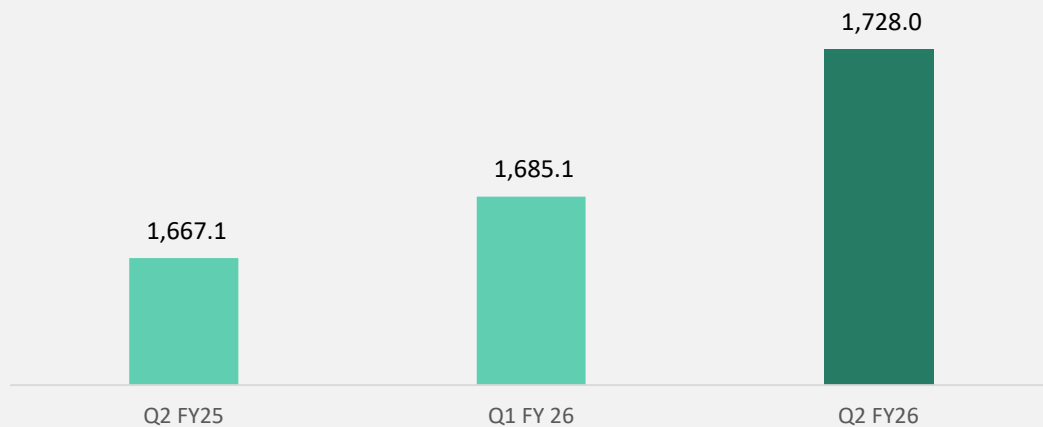


Other Updates

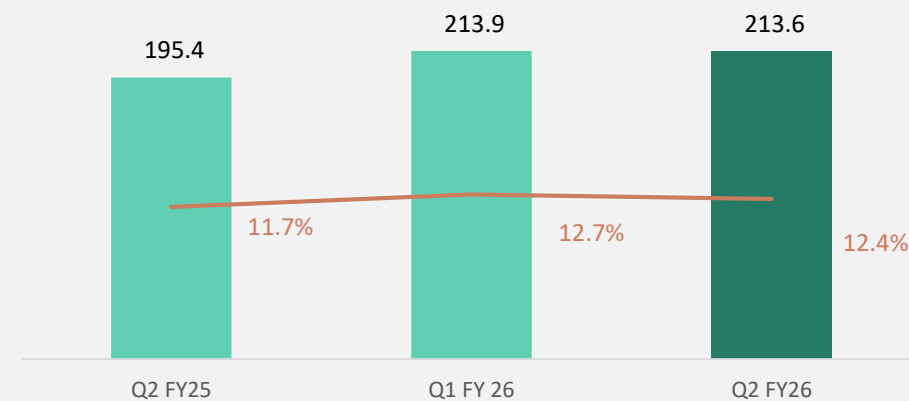
P&L Highlights – Standalone Quarterly

All amounts in INR Crores.

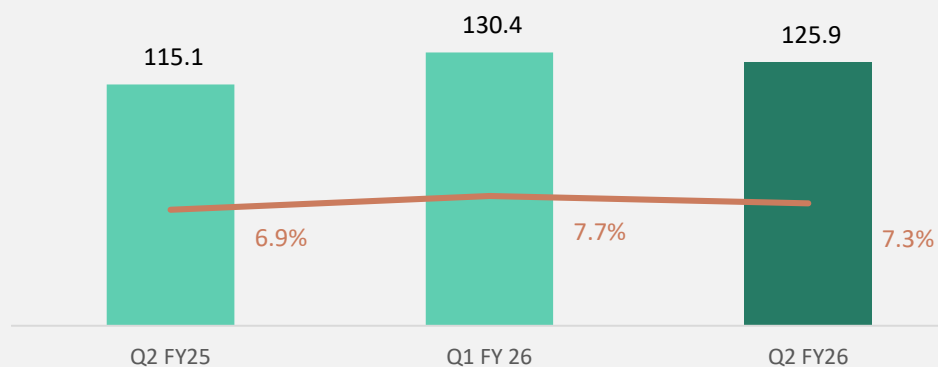
REVENUE



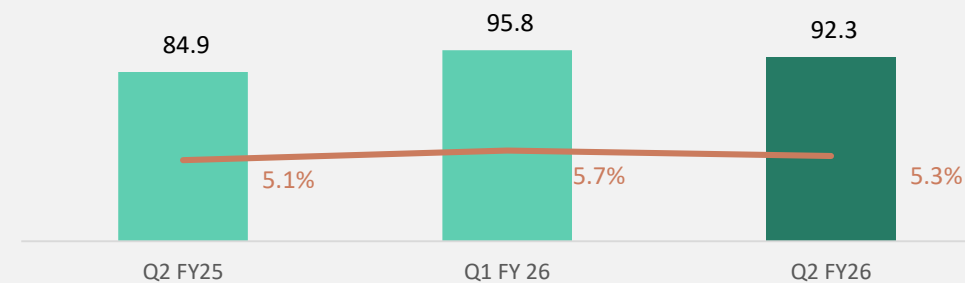
EBITDA# & % TO SALE



PBT* & % TO SALE



PAT & % TO SALE

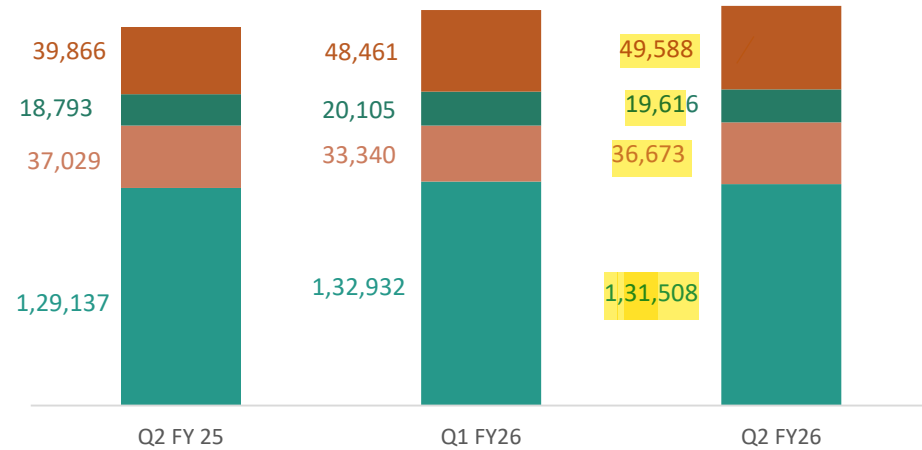


EBITDA excluding Other Income and Exceptional Item

*PBT before exceptional items.

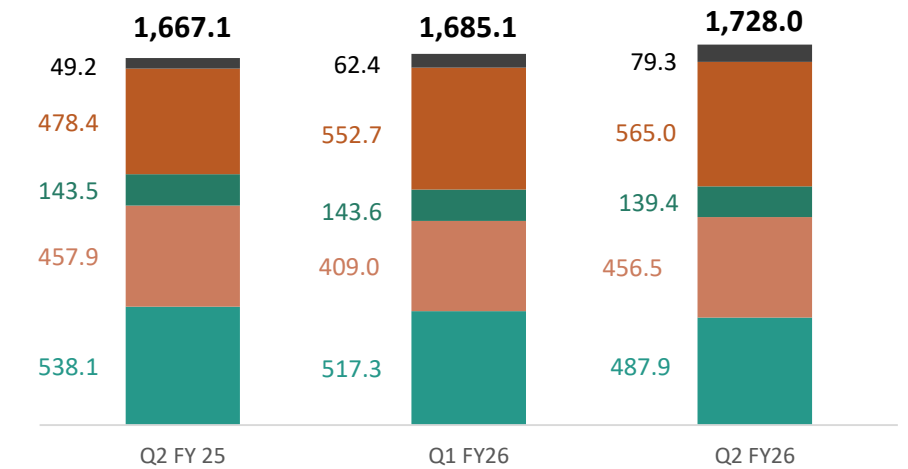
Volume and Sales Update - Standalone Quarterly

SALES VOLUME (MT)



Sales Volume	Pig Iron	Casting	Steel	Tubes
Q-o-Q	-1%	10%	-2%	2%
Y-o-Y	2%	-1%	4%	24%

SALES (INR Crore)



Sales	Pig Iron	Casting	Steel	Tubes
Q-o-Q	-6%	12%	-3%	2%
Y-o-Y	-9%	0%	-3%	18%

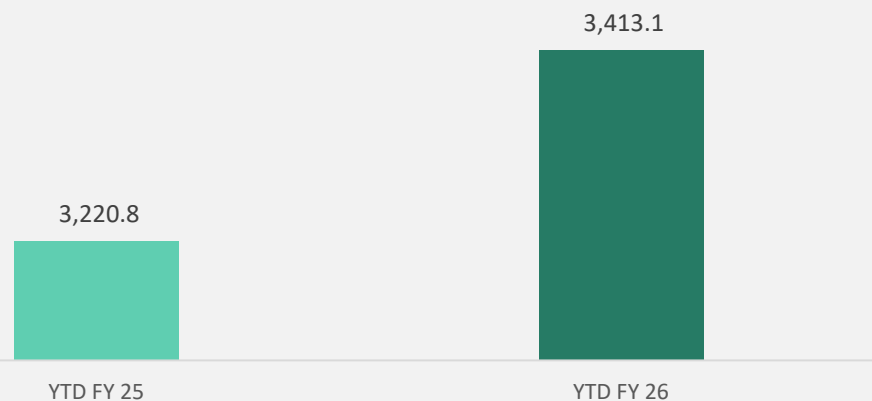
REALISATIONS

INR per MT	Q2 FY 25	Q1 FY26	Q2 FY26
Pig Iron	41,669	38,915	37,098
Casting	1,23,653	1,22,682	1,24,466
Steel	76,362	71,435	71,055
Tubes	1,20,010	1,14,057	1,13,940

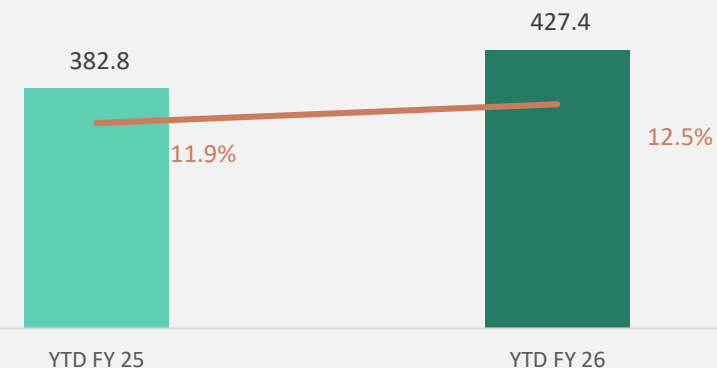
P&L Highlights – Standalone YTD

All amounts in INR Crores.

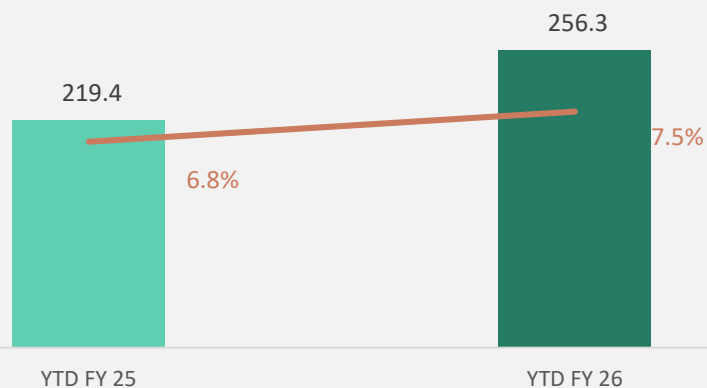
REVENUE



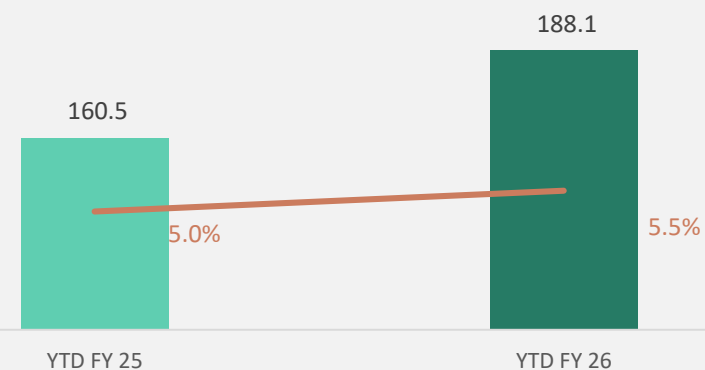
EBITDA# & % TO SALE



PBT* & % TO SALE



PAT & % TO SALE

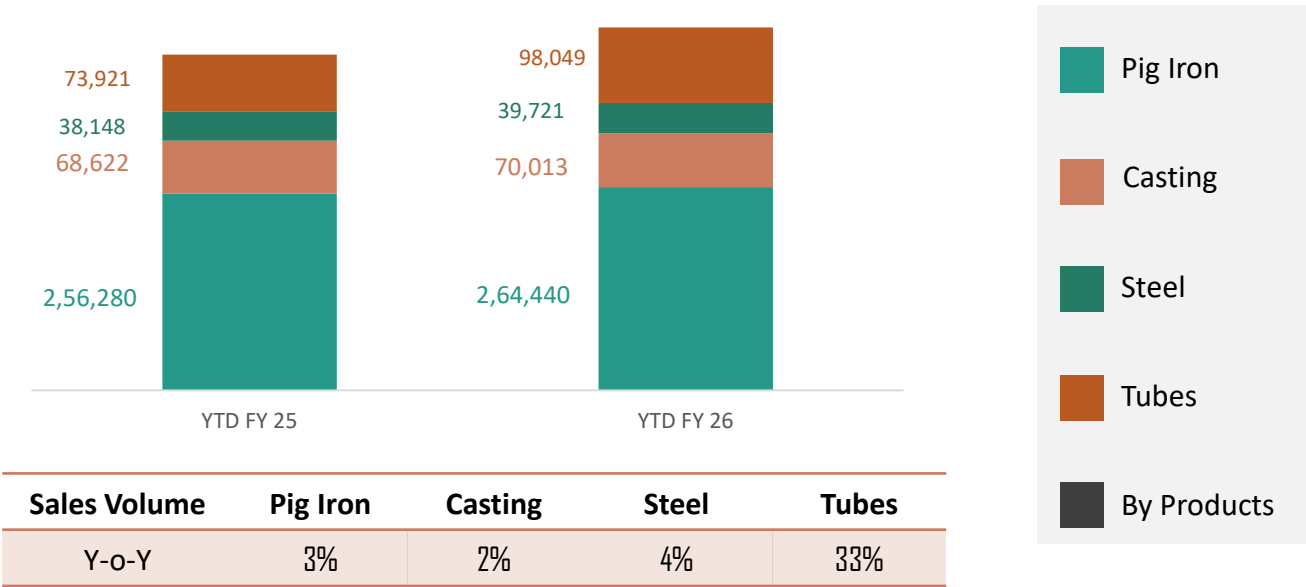


EBITDA excluding Other Income and Exceptional Item

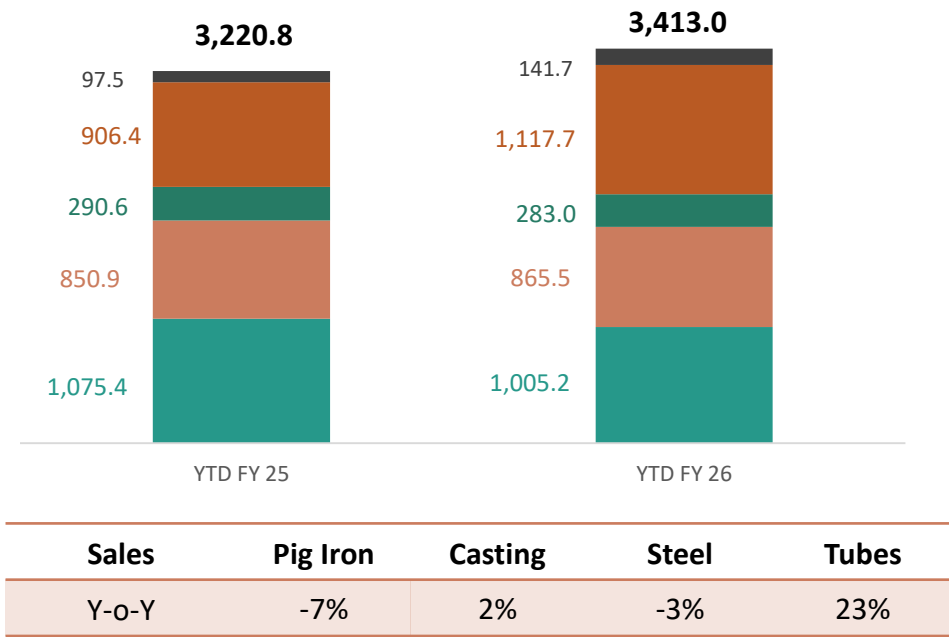
*PBT before exceptional items.

Volume and Sales Update - Standalone YTD

SALES VOLUME (MT)



SALES (INR Crore)



REALISATIONS

INR per MT	YTD FY 25	YTD FY 26
Pig Iron	41,962	38,011
Casting	1,23,996	1,23,617
Steel	76,179	71,247
Tubes	1,22,617	1,13,998

P&L Standalone

Particulars	Quarter ended			Period ended		Year ended
	30th September 2025	30th June 2025	30th September 2024	30th September 2025	30th September 2024	31st March 2025
	Unaudited	Unaudited	Unaudited	Unaudited	Unaudited	Audited
Revenue from Operations	1,728.0	1,685.1	1,667.1	3,413.1	3,220.8	6,566.3
Other Income	8.8	12.5	16.6	21.3	24.5	62.3
Total income (1+2)	1,736.8	1,697.5	1,683.7	3,434.4	3,245.4	6,628.6
Expenses						
(a) Cost of Materials consumed	1,014.6	955.5	999.8	1,970.1	1,920.9	3,782.2
(b) Purchase of stock-in-trade	-	-	-	-	-	-
(c) Changes in inventories of finished goods, Stock-in - Trade and work-in-progress	(56.2)	36.2	(70.7)	(20.0)	(111.3)	(48.9)
(d) Employee benefits expense	95.4	86.3	93.3	181.7	181.0	352.4
(e) Finance costs	32.6	34.0	36.9	66.6	70.2	144.4
(f) Depreciation and amortisation	63.9	62.0	60.0	125.8	117.8	243.7
(g) Other expenses	460.7	393.1	449.3	853.8	847.4	1,722.7
Total Expenses	1,610.9	1,567.1	1,568.6	3,178.0	3,026.0	6,196.5
Exceptional Items	-	-	-	-	-	-
Profit Before tax before exceptional items	125.9	130.4	115.1	256.3	219.4	432.1
Profit After tax	92.3	95.8	84.9	188.1	160.5	317.3
EBITDA (excluding other income)	213.6	213.9	195.4	427.4	382.8	757.9

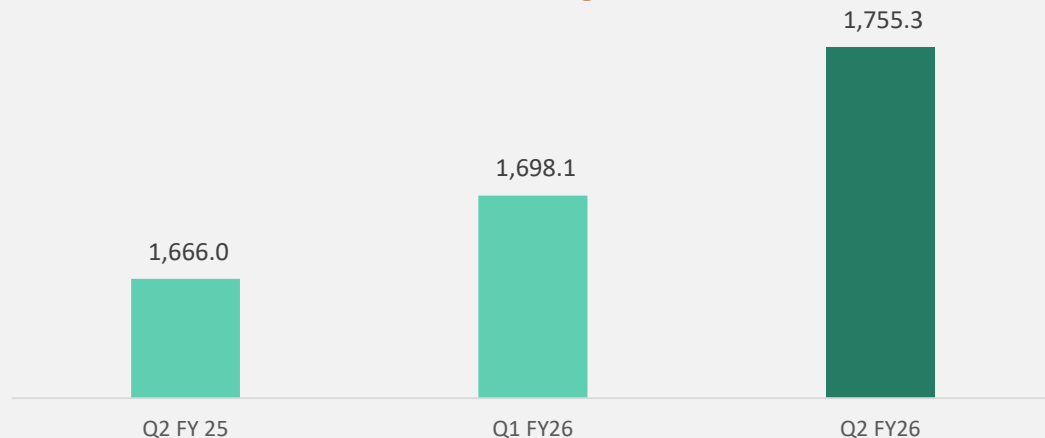
Key Ratios standalone

Particulars	Quarter Ended			Period Ended		Year Ended
	30th September 2025	30th June 2025	30th September 2024	30th September 2025	30th September 2024	31st March 2025
Material Costs	55.5%	58.9%	55.7%	57.1%	56.2%	56.9%
Power Costs	8.5%	6.1%	9.0%	7.3%	9.0%	8.0%
Employee Benefit Expenses	5.5%	5.1%	5.6%	5.3%	5.6%	5.4%
Finance Costs	1.9%	2.0%	2.2%	2.0%	2.2%	2.2%
PBT (before exceptional items)	7.3%	7.7%	6.9%	7.5%	6.8%	6.6%
PAT	5.3%	5.7%	5.1%	5.5%	5.0%	4.8%
EBITDA (excluding other income)	12.4%	12.7%	11.7%	12.5%	11.9%	11.5%

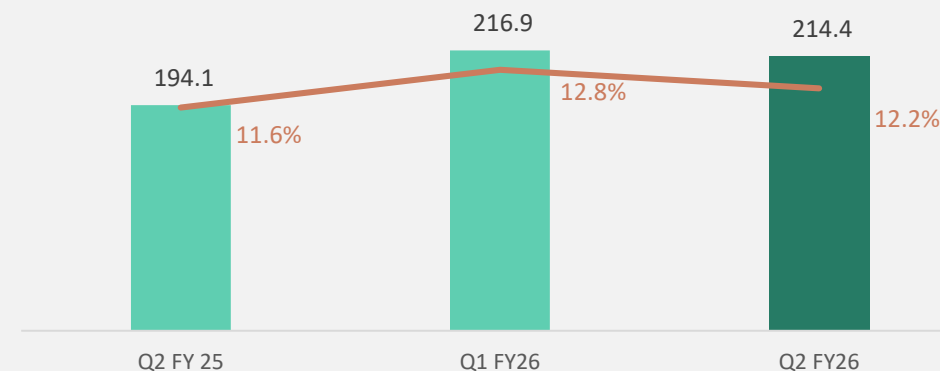
P&L Highlights – Consolidated Quarterly

All amounts in INR Crores.

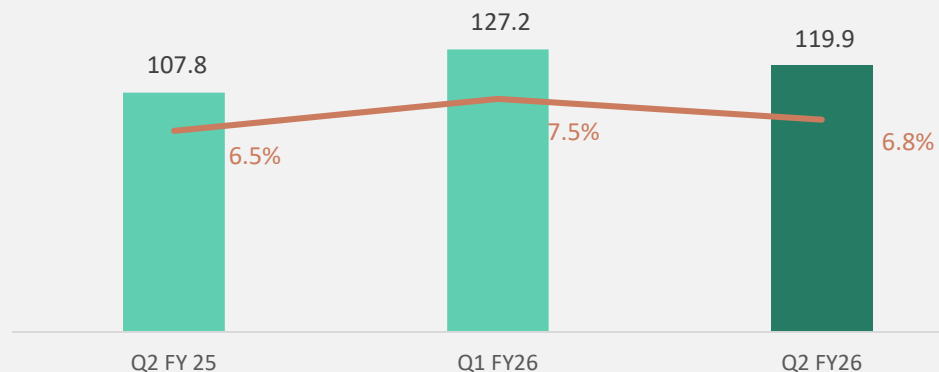
REVENUE



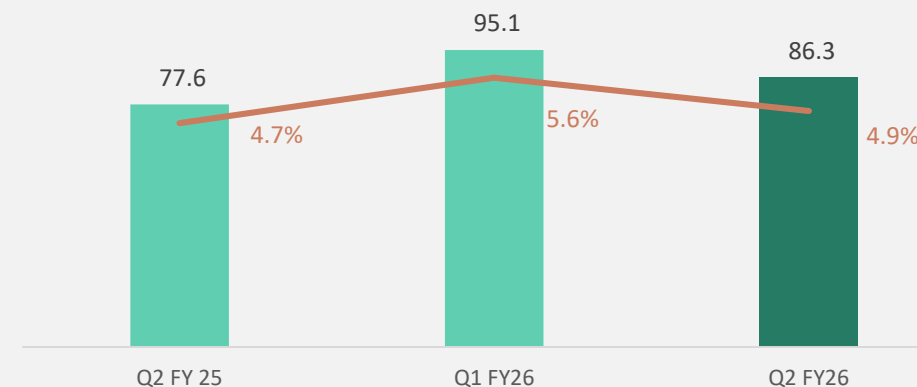
EBITDA# & % TO SALE



PBT* & % TO SALE



PAT & % TO SALE



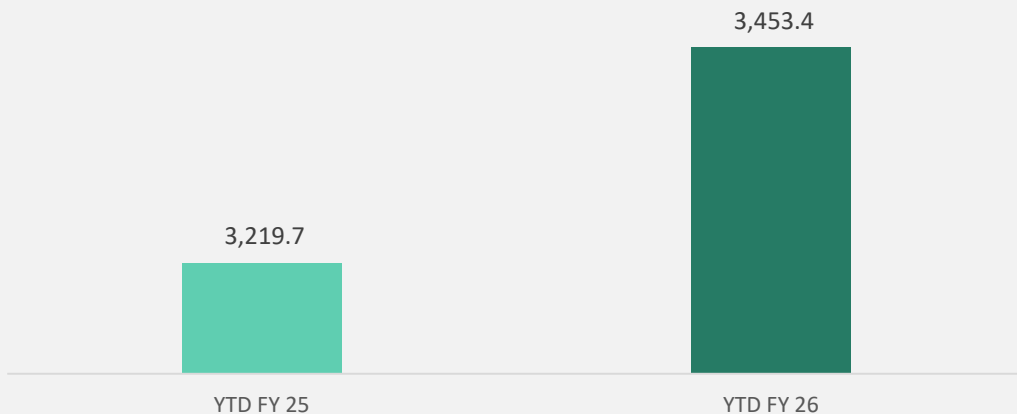
EBITDA excluding Other Income and Exceptional Item

*PBT before exceptional items.

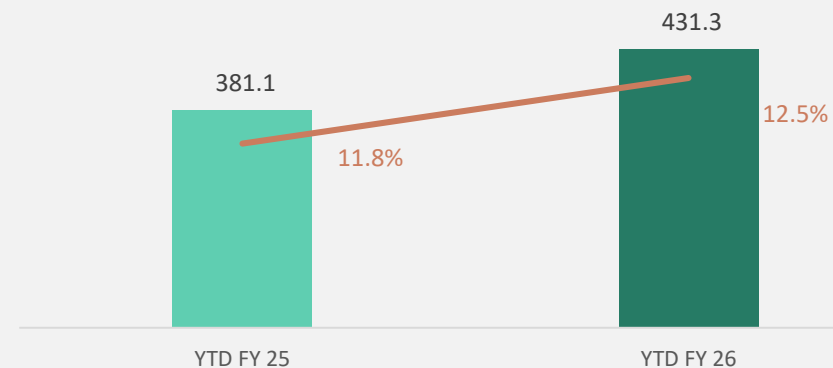
P&L Highlights – Consolidated YTD

All amounts in INR Crores.

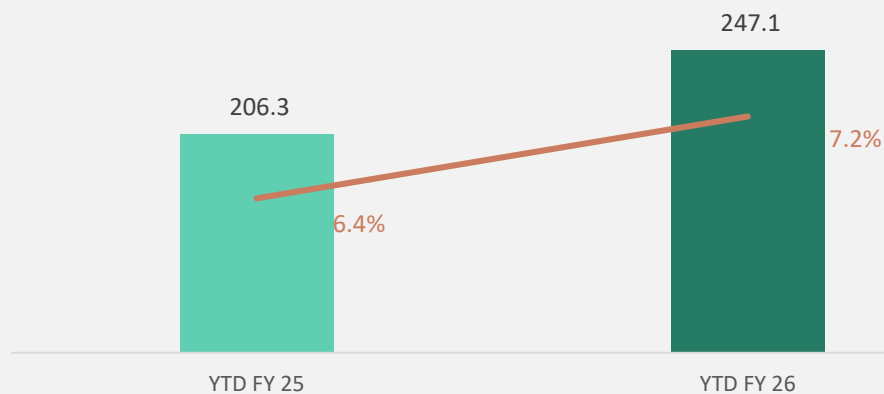
REVENUE



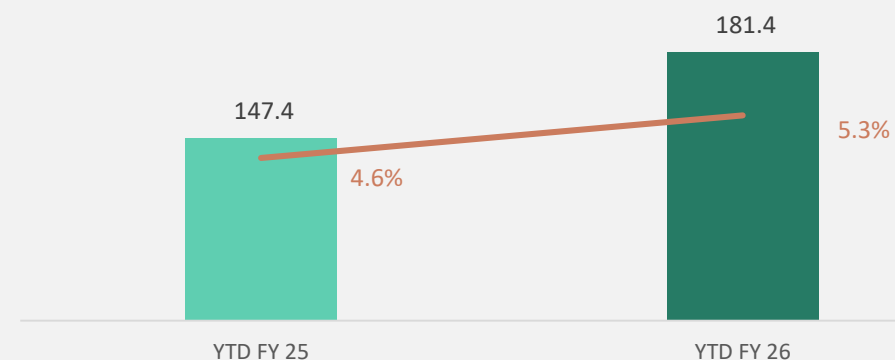
EBITDA# & % TO SALE



PBT* & % TO SALE



PAT & % TO SALE



EBITDA excluding Other Income and Exceptional Item

*PBT before exceptional items.

P&L Consolidated

All amounts in INR Crores.

Particulars	Quarter ended			Period ended		Year ended
	30th September 2025	30th June 2025	30th September 2024	30th September 2025	30th September 2024	31st March 2025
	Unaudited	Unaudited	Unaudited	Unaudited	Unaudited	Audited
Revenue from Operations	1,755.3	1,698.1	1,666.0	3,453.4	3,219.7	6,564.2
Other Income	4.4	8.5	13.7	12.9	19.2	52.6
Total income (1+2)	1,759.7	1,706.6	1,679.7	3,466.3	3,238.9	6,616.8
Expenses						
(a) Cost of Materials consumed	1,028.7	962.0	998.8	1,990.6	1,919.8	3,780.2
(b) Purchase of stock-in-trade	-	-	-	-	-	-
(c) Changes in inventories of finished goods, Stock-in - Trade and work-in-progress	(59.4)	32.3	(70.7)	(27.1)	(111.3)	(48.9)
(d) Employee benefits expense	97.1	87.1	93.3	184.2	181.0	352.8
(e) Finance costs	32.6	34.0	36.9	66.6	70.2	144.4
(f) Depreciation and amortisation	66.4	64.1	63.1	130.5	123.8	255.8
(g) Other expenses	474.6	399.9	450.6	874.4	849.1	1,724.1
Total Expenses	1,639.9	1,579.3	1,571.9	3,219.2	3,032.6	6,208.3
Profit Before tax before exceptional items	119.9	127.2	107.8	247.1	206.3	408.5
Exceptional Items	-	2.5	-	2.5	-	-
Profit Before tax	119.9	129.7	107.8	249.6	206.3	408.5
Profit After tax	86.3	95.1	77.6	181.4	147.4	294.0
EBITDA (excluding other income)	214.4	216.9	194.1	431.3	381.1	756.2



Business Updates



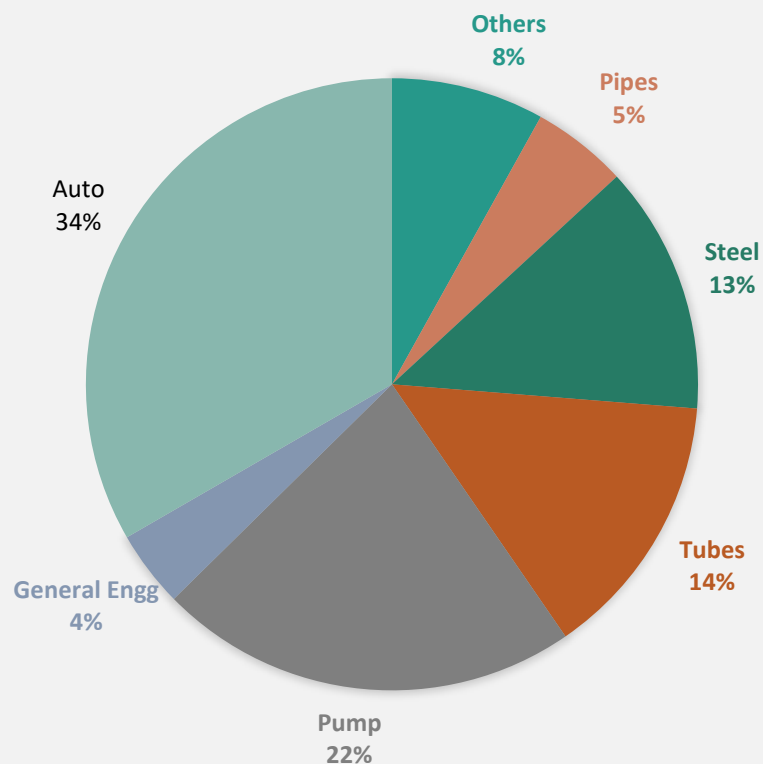
Financial Highlights



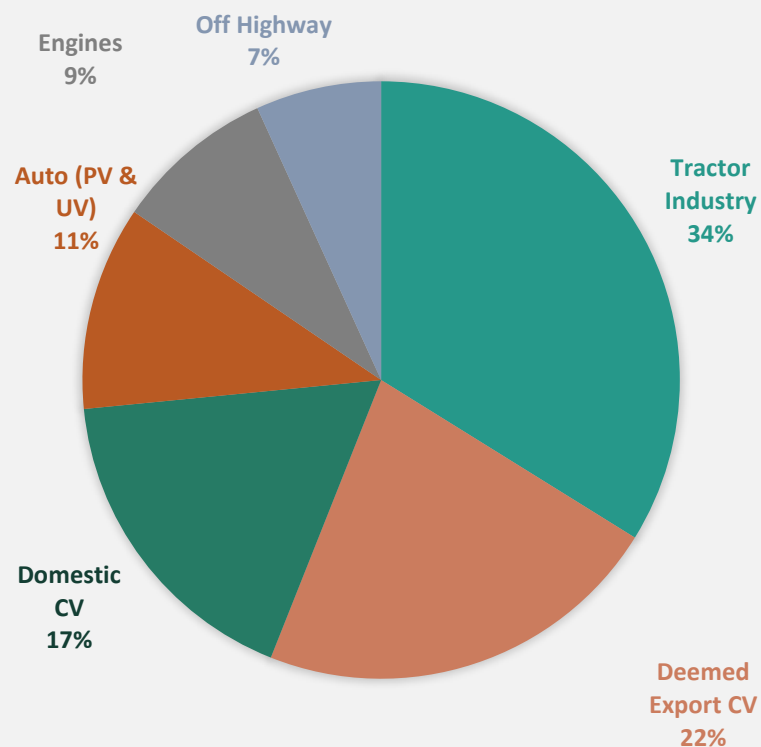
Other Updates

End User Profile

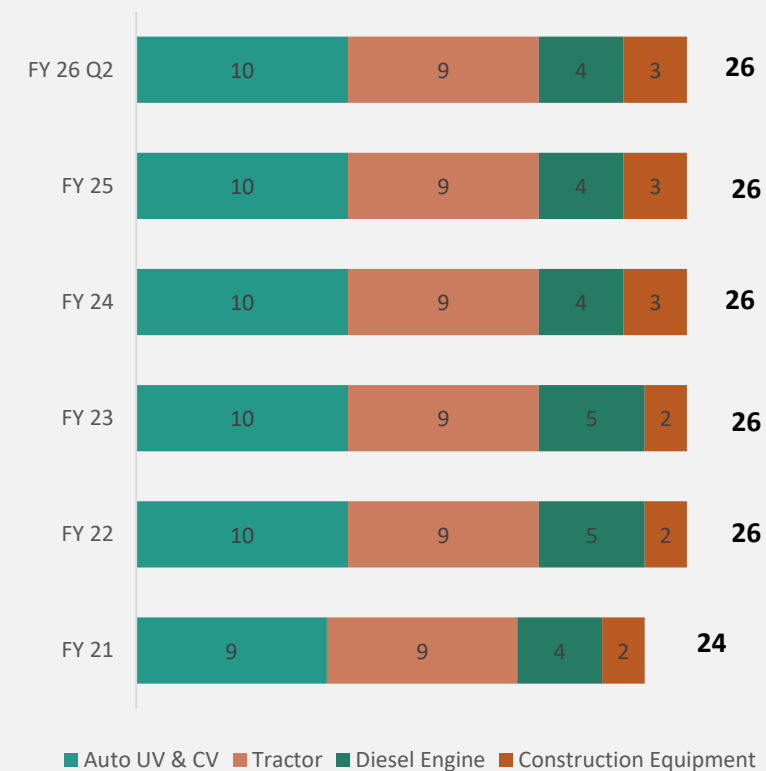
Pig Iron



Castings



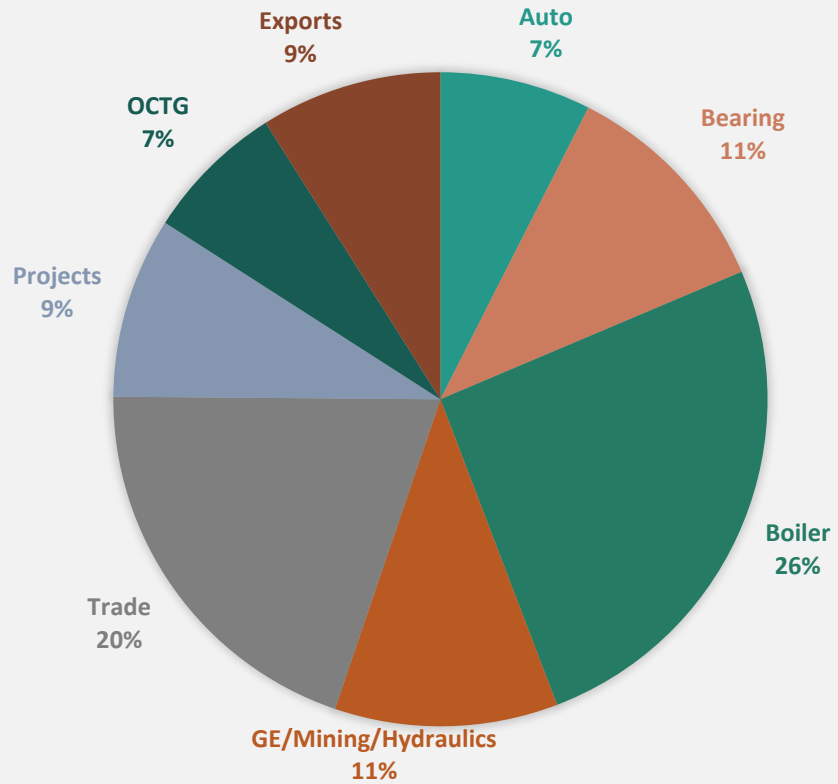
Castings Customer Base



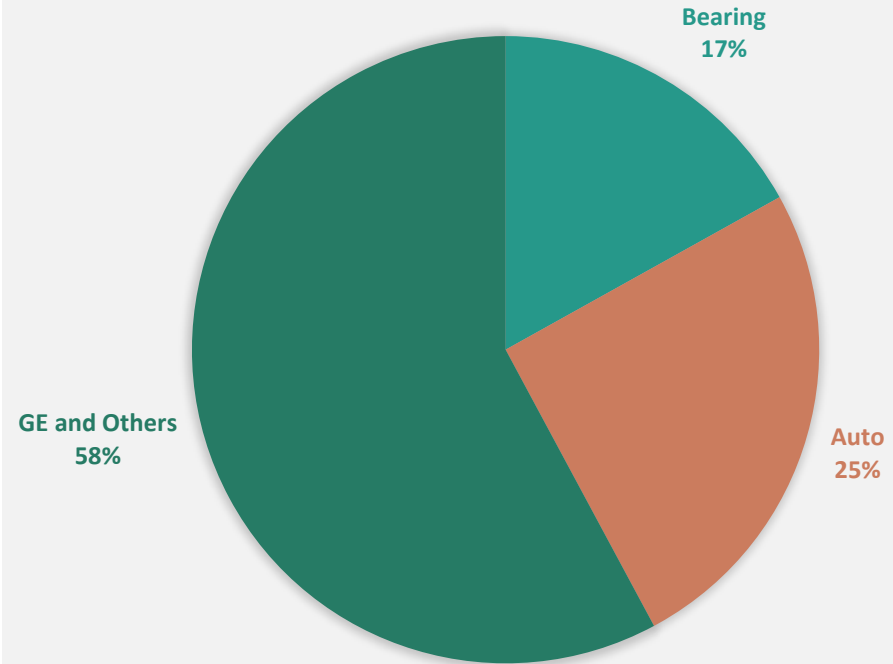
Updates- Q2 FY 26

End User Profile

Tubes



Steel



Updates- Q2 FY 26

Key Project Updates

Sr. No	Project		Key Objective		Projected timeline for completion
1	Coke Bunker Heating with flue gases-at Koppal Plant	➤	To remove the moisture in the coke to reduce the coke consumption	➤	QIII 2025-26
2	Iron Ore fines screening system	➤	Recovery of Nut Iron ore	➤	QIII 2025-26
3	Coke Bunker Heating with flue gases-at Hiriya Plant	➤	To remove the moisture in the coke to reduce the coke consumption	➤	QIV 2025-26
4	Rotary cleaning drum for R&R Cleaning	➤	Reduction in slag generation and power consumption	➤	QIII 2025-26
5	New Foundry Line at Solapur - Phase II	➤	High pressure module; for auto sector opportunity	➤	QIII 2025-26
6	Wind mill Phase-1	➤	Power cost Reduction and achieving green power	➤	QIV 2025-26
7	SOLAR PROJECT - 30 MW	➤	Power cost Reduction and achieving green power	➤	QIV 2025-26

Updates- Q2 FY 26

limitless

Kirloskar Ferrous Industries Limited
A Kirloskar Group Company

kirloskar
Ferrous

Thank You

KFIL Company Secretary:

Mr. Mayuresh Gharpure

Tel: (020) 69065040

Email: kfilinvestor@kirloskar.com

Group Investor Relations:

Ms. Mayura Bhusari

Tel: (020) 67060374

Email: mayura.bhusari@kirloskar.com

