



Gujarat Alkalies and Chemicals Limited

(Promoted by Govt. of Gujarat)

Regd. Office & Works : P.O. Ranoli-391350, Dist. Vadodara (Gujarat) INDIA

Phone : +91-0265-6111000, 7119000 Fax : +91-0265-6111012

Website : www.gacl.com CIN NO : L24110GJ1973PLC002247

Ref. : SEC/SE/2023/

1st September, 2023

BSE Ltd. 1 st Floor, New Trading Ring Phiroze Jeejeebhoy Towers Dalal Street MUMBAI : 400 001 Company Code No. : 530001	National Stock Exchange of India Ltd. "Exchange Plaza", C-1, Block 'G' Bandra-Kurla Complex Bandra (East) MUMBAI : 400 051 Company Code No. : GUJALKALI
--	---

Dear Sir/Madam,

Reg.: 50th Annual Report of the Company for the Financial Year 2022-23 together with the Notice of 50th Annual General Meeting of the Company scheduled to be held on 26th September, 2023.

We submit herewith the 50th Annual Report of the Company for the Financial Year 2022-23 together with the Notice of 50th Annual General Meeting of the Company scheduled to be held on Tuesday, the 26th September, 2023 at 11.30 a.m. through Video Conference (VC) / Other Audio Visual Means (OAVM).

The said Annual Report together with the Notice is also available on the Website of the Company at www.gacl.com

A copy of 50th Annual Report is being emailed to all the Shareholders of the Company whose e-mail IDs are registered with the Company or R&T Agent or DPs.

Kindly take the above on record.

Thanking you,

Yours faithfully,

For GUJARAT ALKALIES AND CHEMICALS LIMITED

(S S BHATT)
COMPANY SECRETARY &
CHIEF GENERAL MANAGER (LEGAL, CC & CSR)

Encl. : as above

E-mail : cosec@gacl.co.in



Dahej Complex : P.O. Dahej - 392130, Tal. Vagra, Dist. Bharuch (Gujarat) INDIA
Phone : +91-02641-613200/613256

Preparing for a **Giant** Leap



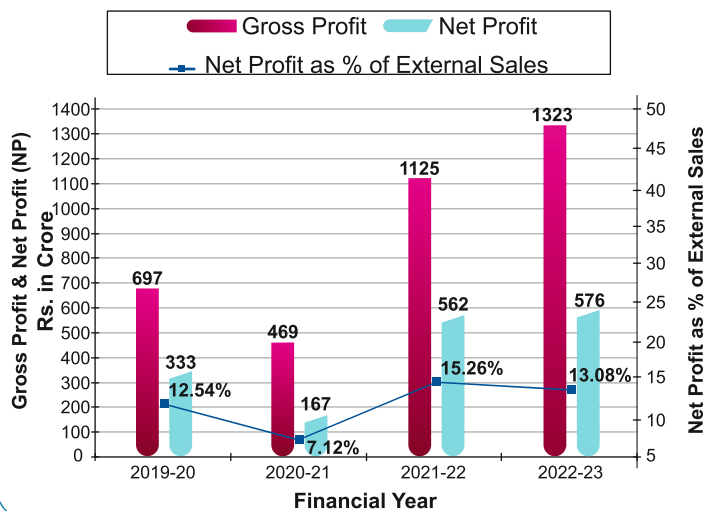
MAIN PRODUCTS AND THEIR USERS

SR. NO.	PRODUCTS	PRODUCTION (MT)		INCREASE / (DECREASE) %	POTENTIAL END USERS
		2022-23	2021-22		
1.	Caustic Soda Lye	4,75,224	4,54,765	4.50	Soaps and Detergents, Rayon, Textiles, Pulp and Paper, Chemicals, Effluent Treatment, Pharmaceuticals, Dyes & Intermediates, Petroleum Refining, Alumina Integration, Polymer Industry.
2.	Caustic Soda Flakes / Prills	1,21,052	1,17,173	3.31	
3.	Potassium Hydroxide	39,739	38,268	3.84	
4.	Potassium Carbonate	12,892	10,806	19.30	
5.	Caustic Potash Flakes	20,523	22,054	(6.94)	
6.	Chlorine Gas / Liquid	4,46,163	4,27,107	4.46	PVC, Chlorinated Paraffins, Pesticides and other chemicals, Hydrochloric Acid, Chloromethanes and Water Treatment.
7.	Hydrochloric Acid (30%)	3,73,174	3,29,277	13.33	Chemicals, Fertilizers, Water Treatment and Phosphoric Acid, Metal Treatment.
8.	Chloromethanes	75,657	55,860	35.44	Solvent, Fluorocarbon refrigerants, Pharmaceuticals, Aerosol Propellants, Paint Stripping.
9.	Phosphoric Acid (85%)	28,995	28,459	1.88	Phosphate salts and phosphating of metals, Pharmaceuticals, Sugar refining and Fine Chemicals.
10.	Hydrogen Peroxide (100%)	59,903	57,027	5.04	Textiles, Pulp and Paper, Chemicals, Pharmaceuticals, Pesticides, Dyes and Effluent Treatment.
11.	Aluminium Chloride	48,712	55,059	(11.53)	Pesticides and Pharmaceuticals, Aromatic Chemicals, Reforming Hydrocarbons, Friedel Crafts Reaction.
12.	Poly Aluminium Chloride (18%)	72,023	65,872	9.34	Water Treatment, Separation of slurry, Sizing in Paper Industry, Decolorisation & Decontamination of Dyes in Textile Industry and Sewage Water Treatment.
13.	Chlorinated Paraffin Wax	5,317	2,542	109.17	Secondary Plasticiser in PVC compounding for Pipes, Hoses, Cables, etc., Additive in Lubricating Oils and Paints.
14.	Chlorotoluene Products	220	16,562	(98.67)	As general solvent for inks, paints, lacquers and epoxyresin, medication solution as preservative and photography industries, Vat Dyes, Pharmaceuticals.
15.	Stable Bleaching Powder	11,666	16,208	(28.02)	Bleaching agent in paper, textile industry, Household Bleaching / cleaning applications, Waste water Treatment and Sewage disposal, Oxidizing Agent and Disinfecting Agent.
16.	Sodium Chlorate	21,352	21,144	0.98	Bleaching agent in Pulp & paper industry & Manufacturing of Speciality Chemicals like Rocket Propellants.
17.	Anhydrous Sodium Sulphate	146	652	(77.61)	Detergent Industry, Pulp & Paper Processing, Food Industry, Textile Industry, Glass Industry, Pharma Industry.
	TOTAL (1) to (17)	18,12,758	17,18,835	5.46	

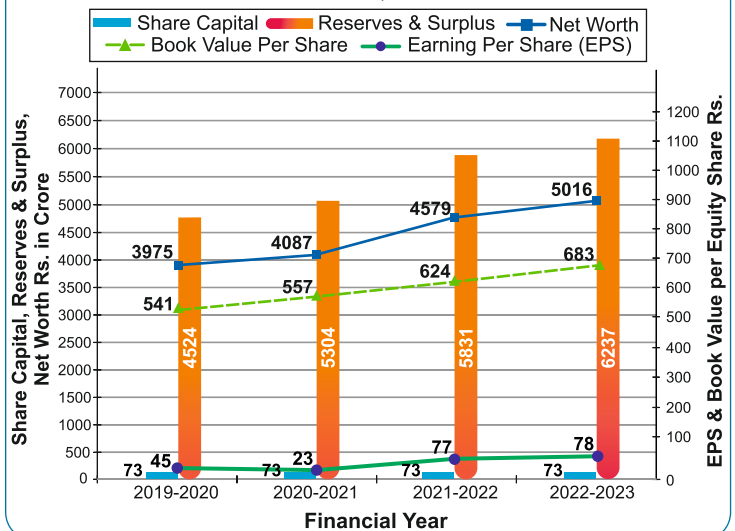
FINANCIAL HIGHLIGHTS (ON STANDALONE BASIS)

- Net External Sales of Rs.4,401.86 Crores during the year 2022-23 as against Rs.3,683.40 Crores in the previous year.
- EBITDA has increased by 12.03% to Rs.1,156.74 Crores during the year 2022-23 from Rs.1,032.56 Crores in previous year.
- Profit before tax (PBT) has increased by 3.93% to Rs.861.19 Crores during the year 2022-23 from Rs.828.63 Crores in previous year.
- Profit after tax (PAT) has increased by 2.44% to Rs.575.70 Crores during the year 2022-23 from Rs.561.98 Crores in previous year.

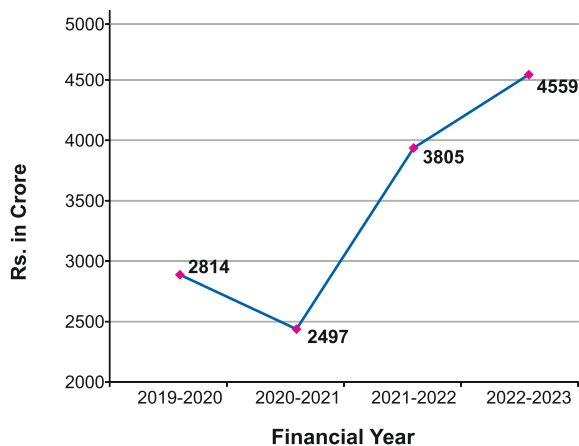
GROSS PROFIT - NET PROFIT (NP) AND NP AS % OF EXTERNAL SALES



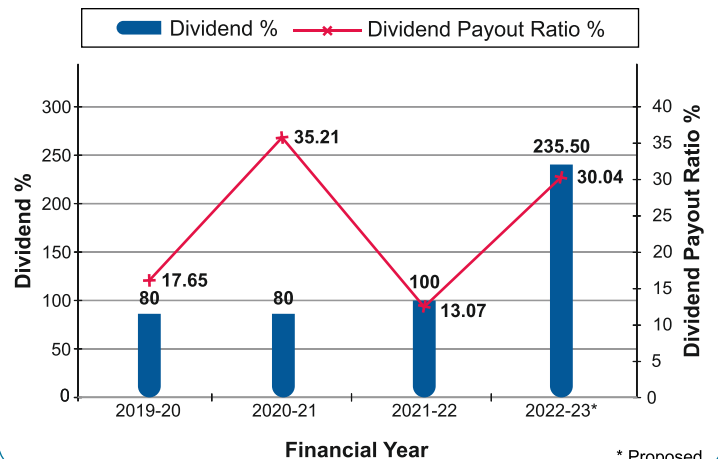
SHARE CAPITAL, RESERVES & SURPLUS, NET WORTH, BOOK VALUE PER EQUITY SHARE & EPS



TOTAL REVENUE



DIVIDEND % & DIVIDEND PAYOUT RATIO %



* Proposed

Driving Growth through Strategic Expansion Initiatives

In its relentless pursuit of growth, GACL is actively engaged in establishing new projects and expanding its existing capacities. Recent endeavors include the successful commissioning of multiple projects, such as 10,000 TPA Hydrazine Hydrate Project, 105,000 TPA Chloromethanes Project, 33,870 TPA Purified Phosphoric Acid Project, expansion of existing Caustic Soda production capacity at Dahej from 785 TPD to 1310 TPD and 800 TPD Caustic Soda Plant integrated with a 130 MW Coal based Power Plant of GACL-NALCO Alkalies & Chemicals Pvt. Ltd. (GNAL), a Joint Venture with M/s. National Aluminium Company Ltd. (NALCO) at Dahej. Furthermore, GACL is actively working on establishing 30,000 TPA Chlorotoluenes Project and has joined hands with GAIL (India) Limited to set up a state-of-the-art Bioethanol plant with a capacity of 500 KLD in the state of Gujarat.



A Renewed Commitment to Sustainability



GACL places great importance on responsible growth and corporate governance, with a strong focus on sustainable energy practices. In addition to implementing eco-friendly technologies, the organization has made significant investments in alternative energy sources. It currently has wind power generation capacity of 171.4 MW and a solar power generation capacity of 36.62 MW. By continually expanding its capacity for renewable energy generation and adopting a captive use approach, GACL is committed to achieving a 'net zero' status. Through a collaboration with GAIL (India) Limited, GACL is establishing a Bioethanol plant with a capacity of 500 KLD, aimed at achieving a 20% Ethanol Blending in Petrol target. Approximately 25% of the organization's electricity consumption for the production of Caustic Soda, Hydrogen, and other products is derived from alternative energy sources. 8 MT/Day Hydrogen is produced through Green Energy. Additionally, GACL and NTPC Renewable Energy Ltd. (NTPC-REL) have signed an MoU to foster collaboration in the fields of renewable energy and green chemicals.

BOARD OF DIRECTORS (AS ON 08.08.2023)

Dr. Hasmukh Adhia, IAS (Retd.)	Chairman (from 20.06.2023)
Shri Raj Kumar, IAS	Chairman (from 20.02.2023 to 19.06.2023)
Shri M K Das, IAS	Director
Shri J. P. Gupta, IAS	Director
Shri Rajiv Lochan Jain	Independent Director
Shri S. B. Dangayach	Independent Director
Shri Nitin Shukla	Independent Director
Smt. Shridevi Shukla	Independent Director
Shri Swaroop P. IAS	Managing Director

COMPANY SECRETARY

Shri Sanjay S. Bhatt

CHIEF FINANCIAL OFFICER

Shri Vinayak Kudtarkar

AUDITORS

Messrs K.C Mehta & Co LLP
Chartered Accountants
Vadodara

INTERNAL AUDITORS

Messrs Parikh Mehta & Associates
Chartered Accountants
Vadodara

COST AUDITORS

Messrs Y. S. Thakar & Co.
Cost Accountants in Practice
Vadodara

SECRETARIAL AUDITORS

Messrs Samdani Shah & Kabra
Company Secretaries in Practice
Vadodara

BANKERS

State Bank of India
IDBI Bank Ltd.
HDFC Bank Ltd.
Central Bank of India
AXIS Bank Ltd.
UCO Bank
Indian Bank

CIN : L24110GJ1973PLC002247

REGISTERED OFFICE

VADODARA COMPLEX AND COELHO COMPLEX :

P.O. : Ranoli - 391 350
Dist. : Vadodara
GUJARAT (INDIA)
Phone : (0265) – 6111000/7119000

DAHEJ COMPLEX - 1 :

Village : Dahej - 392 130
Tal. : Vagra,
Dist. : Bharuch
GUJARAT (INDIA)
Phone : (02641) - 613100

DAHEJ COMPLEX - 2 :

Plot No. DII/9, GIDC Dahej,
PCPIR, Near GNFC-TDI Plant,
Village: Rahiad, Taluka: Vagra,
Dist.: Bharuch
Gujarat-392 130, India.

Company's Website : www.gacl.com

REGISTRAR & SHARE TRANSFER AGENT:

Link Intime India Pvt. Ltd. (Unit : GACL)
B-102 & 103, Shangrila Complex, First Floor,
Opp. HDFC Bank, Near Radhakrishna Char Rasta, Akota
Vadodara : 390 020, GUJARAT (INDIA)
Phone : (0265) - 6136000
E-mail : vadodara@linkintime.co.in

**50th Annual General Meeting**Date : 26th September, 2023

Day : Tuesday

Time : 11:30 a.m.

Through Video Conference/Other
Audio-Visual Means**Registered Office:**

P.O. : Ranoli : 391 350,

Dist. : Vadodara

Gujarat, India

Vision

To continue to be identified and recognized as a dynamic, modern and eco-friendly chemical company with enduring ethics and values.

Mission

- To manage our business responsibly and sensitively, in order to address the needs of our customers and stakeholders.
- To strive for continuous improvement in performance, measuring results precisely and ensuring GACL's growth and profitability through innovations.
- To demand from ourselves and others the highest ethical standards and to ensure products and processes to be of the highest quality.

CONTENTS

Particulars	Page No.		Particulars	Page No.	
	Stand-alone	Consolidated		Stand-alone	Consolidated
Notice		03			
E-Voting Instructions/Process for joining AGM through VC/OAVM		08			
Board's Report.....		16	11. Inventories	153.....	218
Management Discussion and Analysis.....		72	12. Trade Receivables	153.....	218
Product Flow Chart.....		82	13. Cash and Cash Equivalents	155.....	220
Standalone Financial Highlights of Ten Years.....		84	14. Other Balances with Banks	156.....	221
Corporate Governance Report.....		86	15. Share Capital	156.....	221
General Information for Members.....		111	16. Other Equity	157.....	222
Certificate by Managing Director & CFO		118	17. Borrowings	158.....	223
			18. Lease Liabilities	159.....	224
			19. Provisions	159.....	224
Independent Auditors' Report	119.....	186	20. Deferred Tax Liabilities (Net)	160.....	225
Balance Sheet	128.....	192	21. Trade Payables	160.....	225
Statement of Profit and Loss	130.....	194	22. Other Financial Liabilities	162.....	227
Cash Flow Statement	131.....	195	23. Other Current Liabilities	162.....	227
Notes :			24. Revenue from Operations	163.....	228
01. General Information	134.....	198	25. Other Income	164.....	229
02. Significant Accounting Policies	134.....	198	26. Cost of Materials Consumed	164.....	229
03. Property, Plant and Equipment and Capital Work-in-Progress	145.....	210	27. Changes in Inventories of Finished Goods, Work-in-progress & Stock-in-trade	164.....	229
04. Other Intangible Assets and Intangible Assets under Development	148.....	213	28. Employee Benefits Expense	165.....	230
05. Investment in Joint Venture	149.....	214	29. Finance Costs	165.....	230
06. Other Investments	150.....	215	30. Depreciation and Amortisation Expense	165.....	230
07. Loans	151.....	216	31. Power, Fuel & Other Utilities	165.....	230
08. Other Financial Assets	152.....	217	32. Other Expenses	166.....	231
09. Non-current Tax Assets (Net) & Current Tax Liabilities (Net)	152.....	217	33. Tax Expenses	167.....	232
10. Other Assets	152.....	217	34-49. Other Notes	168.....	233

NOTICE

NOTICE IS HEREBY given that the Fiftieth (50th) Annual General Meeting of the Shareholders of **GUJARAT ALKALIES AND CHEMICALS LIMITED (GACL)** will be held on Tuesday, the 26th day of September, 2023 at 11:30 a.m. (IST) through Video Conferencing ("VC") / Other Audio Visual Means ("OAVM") to transact the following business:

ORDINARY BUSINESS :

- To consider and adopt the (i) Audited Financial Statements of the Company for the Financial Year ended 31st March, 2023 together with the Reports of the Board of Directors and Auditors thereon; (ii) Audited Consolidated Financial Statements of the Company for the Financial Year ended 31st March, 2023 and the Report of Auditors thereon and in this regard, to consider and if thought fit, to pass with or without modification(s), the following resolutions as **Ordinary Resolutions** :
 - "RESOLVED THAT** the Audited Financial Statements of the Company for the Financial Year ended 31st March, 2023 together with the Reports of the Board of Directors and Auditors thereon, as circulated to the members, be and are hereby considered and adopted."
 - "RESOLVED THAT** the Audited Consolidated Financial Statements of the Company for the Financial Year ended 31st March, 2023 and the Report of Auditors thereon, as circulated to the members, be and are hereby considered and adopted."
- To declare Dividend on Equity Shares for the Financial Year ended 31st March, 2023 and in this regard, to consider and if thought fit, to pass with or without modification(s), the following resolution as an **Ordinary Resolution** :

"RESOLVED THAT as recommended by the Board of Directors of the Company, a dividend at the rate of Rs.23.55 per Equity Share (@235.50%) of Rs.10/- each fully paid-up, be and is hereby declared for the Financial Year ended 31st March, 2023 and the same be paid out of the profits of the Company."
- To appoint a Director in place of Shri J P Gupta, IAS (DIN: 01952821) who retires by rotation at this Annual General Meeting and being eligible, offers himself for reappointment and in this regard, to consider and if thought fit, to pass with or without modification(s), the following resolution as an **Ordinary Resolution** :

"RESOLVED THAT in accordance with the provisions of Section 152 and other applicable provisions of the Companies Act, 2013, Shri J P Gupta, IAS (DIN: 01952821), who retires by rotation at this Annual General Meeting, be and is hereby reappointed as a Director of the Company."

SPECIAL BUSINESS:

- To consider and if thought fit, to pass with or without modification(s), the following resolution as a **Special Resolution** :

"RESOLVED THAT pursuant to provision of Sections 13, 61 and 64 of the Companies Act, 2013 ("act") read with the Companies (Share Capital and Debentures) Rules, 2014 and any other applicable provisions of the Act and in accordance with the provisions of Memorandum of Association and Articles of Association of the Company, the consent of the Members of the Company be and is hereby accorded to reclassify and increase the authorized share capital of the Company as below :

- The existing Authorized Share Capital i.e. Rs. 150,00,00,000/- (Rupees One Hundred Fifty Crores Only) divided into 10,00,00,000 (Ten Crore) Equity Shares of Rs. 10/- (Rupees Ten Only) each aggregating to Rs.100,00,00,000 (Rupees One Hundred Crore Only) and 50,00,000 (Fifty Lakhs) Cumulative Redeemable Preference Shares of Rs. 100/- (Rupees One Hundred Only) each aggregating to Rs. 50,00,00,000 (Rupees Fifty Crore Only) be and is hereby reclassified to Rs. 150,00,00,000/- (Rupees One Hundred Fifty Crores Only) divided into 15,00,00,000 (Fifteen Crore) Equity Shares of Rs. 10/- (Rupees Ten Only) each aggregating to Rs.150,00,00,000 (Rupees One Hundred Fifty Crore Only), after cancelling the existing unissued Cumulative Redeemable Preference Share capital comprising of 50,00,000 (Fifty Lakhs) Cumulative Redeemable Preference Shares of Rs.100/- each.
- The said existing reclassified Authorized Share Capital be and is hereby increased to Rs. 250,00,00,000/- (Rupees Two Hundred Fifty Crores Only) divided into 25,00,00,000 (Twenty-Five Crore) Equity Shares of Rs. 10/- (Rupees Ten Only) each aggregating to Rs.250,00,00,000 (Rupees Two Hundred Fifty Crore Only)."

"RESOLVED FURTHER THAT the existing Clause V of the Memorandum of Association of the Company be and is hereby replaced with the following new Clause V:

- The Authorized Share Capital of the Company is Rs. 250,00,00,000/- (Rupees Two Hundred Fifty Crores Only) divided into 25,00,00,000 (Twenty Five Crore) Equity Shares of Rs. 10/- (Rupees Ten Only) each aggregating to Rs.250,00,00,000 (Rupees Two Hundred Fifty Crore Only) with power to increase, sub-divide, split and/or reduce the capital of the Company and to divide the shares in the capital for the time being into several classes and to issue any part of the capital, original or



increased and to attach thereto respectively, such preferential, deferred, guaranteed, qualified or special rights, privileges and conditions as may be determined by or in accordance with the Articles of Association of the Company and to vary, modify, amalgamate or abrogate any such rights, privileges or conditions in such manner as may for the time being be provided by the Articles of Association of the Company and by the terms of issue.”

“**RESOLVED FURTHER THAT** for the purpose of giving effect to this resolution, the Managing Director and/or Company Secretary of the Company be and are hereby severally authorized to do all such acts, deeds, matters and things as may be considered necessary, desirable or expedient and to sign, execute and submit all the requisite documents with the appropriate authority including filing of requisite forms/documents with Registrar of Companies and to settle any question that may arise in relation thereto in order to give effect to the above resolution.”

5. To amend Authorised Share Capital clause of the Articles of Association of the Company and in this regard, to consider and if thought fit, to pass with or without modification(s), the following resolution as a **Special Resolution**:

“**RESOLVED THAT** pursuant to the provisions of Section 14 and other applicable provisions of the Companies Act, 2013 (“the Act”) and Rules made thereunder (including any statutory modifications or re-enactment thereof, for the time being in force), consent of the members of the Company be and is hereby accorded to alter and substitute the existing Clause 3 of the Articles of Association of the Company with following new Clause 3:

3. The Authorised Share Capital of the Company shall be as stated in Clause V of Memorandum of Association from time to time.”

“**RESOLVED FURTHER THAT** for the purpose of giving effect to this resolution, the Managing Director and /or Company Secretary of the Company be and

are hereby severally authorized to do all such acts, deeds, matters and things as may be considered necessary, desirable or expedient and to sign, execute and submit all the requisite documents with the appropriate authority including filing of requisite forms/documents with Registrar of Companies and to settle any question that may arise in relation thereto in order to give effect to the above resolution.”

6. To consider and if thought fit, to pass with or without modification(s), the following resolution as an **Ordinary Resolution**:

“**RESOLVED THAT** in accordance with the provisions of Section 148 and other applicable provisions, if any, of the Companies Act, 2013 read with the Companies (Audit and Auditors) Rules, 2014 (including any statutory modification(s) and/or re-enactment(s) thereof for the time being in force), the remuneration as approved by the Board of Directors and set out in the statement annexed to the Notice, to be paid to M/s. Y. S Thakar & Co., Cost Accountants, Vadodara (Firm Registration No. 000318), the Cost Auditors appointed by the Board of Directors, on recommendation(s) of the Audit Committee to conduct the audit of Cost Records of the Company for the Financial Year ending March 31, 2024 be and is hereby ratified.”

“**RESOLVED FURTHER THAT** the Board of Directors of the Company be and is hereby authorized to do all acts and take all such steps as may be necessary, proper or expedient to give effect to this resolution.”

**By Order of the Board
for GUJARAT ALKALIES AND CHEMICALS LIMITED**

**Sd/-
SANJAY S. BHATT**
Company Secretary

& Chief General Manager (Legal, CC & CSR)

Place : Gandhinagar

Date : 8th August, 2023

ANNEXURE TO THE NOTICE OF THE 50TH ANNUAL GENERAL MEETING

STATEMENT AS REQUIRED UNDER SECTION 102(1) OF THE COMPANIES ACT, 2013

The following explanatory statement set out all the material facts relating to Special Business mentioned in the Notice :

Item Nos. 4 & 5

Presently, the Authorised Capital of the Company is Rs. 150,00,00,000/- (Rupees One Hundred Fifty Crores Only) divided into 10,00,00,000 (Ten Crore) Equity Shares of Rs. 10/- (Rupees Ten Only) each aggregating to Rs.100,00,00,000 (Rupees One Hundred Crore Only) and 50,00,000 (Fifty Lakhs) Cumulative Redeemable Preference Shares of Rs. 100/- (Rupees One Hundred Only) each aggregating to Rs. 50,00,00,000 (Rupees Fifty Crore Only).

Pursuant to the Guidelines on Dividend Distribution and Capital Restructuring of State Public Sector Undertakings (SPSUs) Issued by the Government of Gujarat, the Company proposes to amend its Share Capital Clause specified in Memorandum of Association of the Company by reclassifying the Preference Share Capital component of Authorized Share Capital by shifting the unissued part of Preference Share capital as mentioned above into Equity Share Capital which will be reflected in Clause V of Memorandum of Association of the Company as mentioned in the Resolution.

The Company also proposes to Increase the Authorized Share Capital of the Company from Rs. 150,00,00,000/- (Rupees One Hundred Fifty Crores Only) to Rs. 250,00,00,000/- (Rupees Two Hundred Fifty Crores Only). The said reclassification and increase of the share capital will also require consequential amendment to the capital clause i.e. the Clause V of the Memorandum of Association and Article 3 of the Articles of Association of the Company.

Pursuant to Sections 13 and 14 of the Companies Act, 2013 ('the Act'), the said reclassification of the Authorized Share Capital and the consequent alteration of Capital Clause of the Memorandum and Articles of Association of the Company, requires approval of the Members of the Company by way of a Special Resolution. Accordingly, the approval of the Members is sought to reclassify and increase the Authorized Share Capital as well as consequential alteration of the Capital Clause V of the Memorandum of Association and Article 3 of the Articles of Association of the Company.

A draft copy of the modified Memorandum and Articles of Association of the Company is available for inspection electronically by the Members of the Company from the date of circulation of this Notice upto the date of the AGM.

Members seeking to inspect such documents may send an e-mail to cosec@gacl.co.in.

None of the Directors and Key Managerial Personnel of the Company or their relatives are in any way, interested or concerned financially or otherwise, in these resolutions at Item Nos. 4 & 5.

The Board recommends the Special Resolutions at Item Nos. 4 & 5 of the Notice for approval of members.

Item No. 6

The Board of Directors at its Meeting held on 08.08.2023 have, on the recommendation of the Audit Committee at its Meeting held on 08.08.2023 subject to any other approval, approved the appointment of M/s. Y. S Thakar & Co., Cost Accountants, Vadodara (Firm Registration No. 000318) as Cost Auditors of the Company to conduct the Audit of the Cost Records of the Company for the Financial Year ending March 31, 2024 at a remuneration of Rs.3,19,000/- plus applicable GST.

In accordance with the provisions of Section 148 of the Companies Act, 2013 read with the Companies (Audit and Auditors) Rules, 2014, the remuneration payable to M/s. Y. S Thakar & Co. Cost Auditor, as recommended by the Audit Committee and approved by the Board is required to be ratified by the Members of the Company.

Accordingly, ratification by the Members is sought for the remuneration payable to the Cost Auditor for the Financial Year ending March 31, 2024 by passing Ordinary Resolution as set out at Item No. 6 of the Notice.

None of the Directors / Key Managerial Personnel of the Company and their relatives is/are, in any way, concerned or interested, financially or otherwise, in the Resolution.

The Board recommends the Resolution at Item No. 6 of the Notice for approval by the Members.

**By Order of the Board
for GUJARAT ALKALIES AND CHEMICALS LIMITED**

**Sd/-
SANJAY S. BHATT**

Company Secretary
& Chief General Manager (Legal, CC & CSR)

Place : Gandhinagar

Date : 8th August, 2023



NOTES:

1. The Ministry of Corporate Affairs (“MCA”) has vide its General Circular Nos. 14/2020 dated April 8, 2020 and 17/2020 dated April 13, 2020, in relation to “Clarification on passing of ordinary and special resolutions by companies under the Companies Act, 2013 and the rules made thereunder on account of the threat posed by COVID-19”, General Circular Nos. 20/2020 dated May 5, 2020, 02/2021 dated January 13, 2021, 21/2021 dated December 14, 2021, 02/2022 dated May 5, 2022 and 10/2022 dated December 28, 2022 in relation to “Clarification on holding of annual general meeting (AGM) through Video Conferencing (VC) or Other Audio Visual Means (OAVM)”, (collectively referred to as “MCA Circulars”) permitted the holding of the Annual General Meeting (“AGM”) through VC/OAVM, without the physical presence of the Members at a common venue. In accordance with the aforementioned MCA Circulars, provisions of the Companies Act, 2013 (“the Act”) and the Securities and Exchange Board of India (Listing Obligations and Disclosure Requirements) Regulations, 2015 (“SEBI Listing Regulations”), as amended from time to time, the 50th AGM of the Company is being held through VC /OAVM. The deemed venue for the AGM shall be Registered Office of the Company.
2. **A Member entitled to attend and vote at the Annual General Meeting (“the meeting”) is also entitled to appoint a proxy to attend and vote on a poll instead of himself and a proxy need not be a member of the Company. Since, this AGM is being held pursuant to the MCA Circulars, through VC/OAVM, Physical attendance of Members have been dispensed with. Accordingly, the facility for appointment of proxies by the Members will not be available for AGM and hence the Proxy Form and Attendance Slip are not annexed to this Notice.**

Institutional / Corporate Members are requested to send a scanned copy (PDF / JPEG format) of the Board Resolution authorizing its representatives to attend and vote at the AGM, pursuant to Section 113 of the Companies Act, 2013, at cosec@gacl.co.in.
3. In compliance with the MCA Circulars and SEBI’s Circulars dated May 12, 2020, January 15, 2021, May 13, 2022 & January 05, 2023, Notice of AGM along with Annual Report 2022-23 is being sent only through electronic mode to those Members whose E-mail addresses are registered with the Company/Depositories. Members may note that the Notice along with Annual Report 2022-23 has been uploaded on the website of the Company at www.gacl.com and on the websites of the Stock Exchanges at www.bseindia.com and www.nseindia.com and on the website of CDSL at www.evotingindia.com.
4. Members attending AGM through VC/OAVM shall be counted for the purpose of reckoning quorum under Section 103 of the Act.
5. Since the AGM will be held through VC/OAVM, the route map of the venue of the meeting is not annexed hereto.
6. A Statement pursuant to Section 102(1) of the Companies Act, 2013, in respect of business under Item Nos. 4 to 6 is annexed to the Notice.

The particulars of qualification, experience and other Directorships etc. of the Director proposed to be appointed / reappointed are given in the Annexure - I forming part of this Notice.
7. The Register of Members and Share Transfer Books of the Company shall remain closed from Wednesday, 20th September, 2023 to Tuesday, 26th September, 2023 (both days inclusive).
8. The dividend on equity shares, if declared at the AGM, will be paid on or after Saturday, 30th September, 2023 to the Members, whose names appear in the Register of Members / list of Beneficial Owners as on 19th September, 2023 i.e. the date prior to the commencement of book closure. Dividend Warrants/ Demand Drafts will be dispatched to the registered address of the shareholders who have not updated their bank account details.
9. (a) Members holding shares in electronic form may note that their bank details as may be furnished to the Company by respective Depositories will only be considered for remittance of dividend through NECS/ECS or through Dividend Warrants. Beneficial Owners holding Shares in demat form are requested to get in touch with their Depository Participants (DP) to update / correct their NECS/ ECS details to avoid any rejections and also give instructions regarding change of address, if any, to their DPs. It is requested to attach a photocopy of a cancelled cheque with your instructions to your DP.
- (b) The Company has appointed Link Intime India Pvt. Ltd. as Registrar and Share-Transfer Agent (R&T Agent). Members are requested to send all future correspondence to the Link Intime India Pvt. Ltd. at B-102 & 103, Shangrila Complex, 1st Floor, Opp. HDFC Bank, Near Radhakrishna Char Rasta, Akota, Vadodara 390020. Members holding shares in physical mode are requested to notify immediately any change in their addresses, the Bank mandate or Bank details along with required forms viz. Forms ISR-1, ISR-2, ISR-3 / SH-13 and supporting documents to the R&T Agent of the Company.
- (c) Shareholders holding shares in physical form are requested to update/register their PAN, Nomination, Contact Details i.e. Postal address with PIN, Mobile number, E-mail address, Bank Account details and Specimen Signature by providing form ISR-1, ISR-2, ISR-3 / form SH-13 complete in all respects along with other required documents

as prescribed in these forms. These forms are available on the website of the Company at www.gacl.com – Investors – Other Disclosure – Update / Register Email, PAN, KYC, Nomination & Download Forms and also available on the website of Share Transfer Agent viz. <https://www.linkintime.co.in> - Resource – Downloads General -Format of KYC. The said forms can be submitted by any one of the following mode:-

- (i) Sending hard copy of the said forms along with required documents to our RTA, Link Intime India Private Limited at C-101, 247 Park, L.B.S. Marg, Vikhroli (West), Mumbai - 400083, Unit: Gujarat Alkalies and Chemicals Limited; or
- (ii) In person verification (IPV) of the said forms and required documents at the office of our RTA, Link Intime India Private Limited at B-102 & 103, Shangrila Complex, First Floor, Opp. HDFC Bank, Near Radha Krishna Char Rasta, Akota, Vadodara – 390 020; or
- (iii) Through electronic mode, by downloading and filling the said forms with e-sign. The required documents should be uploaded at the website of the RTA of the Company at <https://web.linkintime.co.in/KYC/index.html>. Procedure for uploading is available at the said link.

Shareholders holding shares in dematerialized mode are also requested to update/register their KYC details including email address with the Depository Participants (DP).

10. The Shareholders are advised to encash their dividend warrants within validity period. Thereafter, the payment of unencashed dividend warrants shall be made only after receipt of final list of unclaimed dividend warrants and reconciliation of Dividend Account from Bank. The payment of unclaimed dividend will be made by electronic bank transfer or in case of failure/rejection, by issuing banker's cheque or Demand Draft incorporating the bank accounts details of security holder after receipt of required forms and supporting documents as mentioned in above notes by the Shareholder and verification thereof by the R & T Agent of the Company.

Pursuant to the Finance Act, 2020, dividend income is taxable in the hands of shareholders w.e.f. 1st April, 2020 and Company is required to deduct tax at source on payment of dividend at the prescribed rates. The Shareholders are requested to refer the Finance Act, 2020 and amendments thereof for prescribed rates for various categories of shareholders. Shareholders may submit their forms for non deduction of tax at source (TDS) viz. 15G/15H/10F and other relevant documents with RTA of the Company at <https://www.linkintime.co.in/formsreg/submission-of-form-15g-15h.html> latest by 5th September, 2023.

For any query shareholder can send E-mail to vadodara@linkintime.co.in.

11. (a) Pursuant to the provisions of Section 124(5) of the Companies Act, 2013 read with the Investor Education and Protection Fund Authority (Accounting, Audit, Transfer and Refund) Rules, 2016 as amended (hereinafter referred to as "IEPF Rules"), the Company has transferred the unclaimed dividend under Section 124 (5) of the Act to Investor Education and Protection Fund (IEPF) as detailed below:

Financial Year	Date of			
	Declaration of Dividend	Transferred to Un-paid Dividend A/c.	Transferred to IEPF	Amount Transferred (Rs.)
2014-15	18.09.2015	20.10.2015	11.11.2022	19,53,306.00

- (b) Attention of the Members is drawn to the provisions of Section 124 (6) of the Act which requires the Company to transfer all Shares in respect of which dividend has not been paid or claimed for seven (07) consecutive years or more to IEPF Authority.

In accordance with the aforesaid provision of the Act read with the Investors Education and Protection Fund Authority (Accounting, Audit, Transfer and Refund) Rules, 2016, as amended, the Company has transferred 25,996 Equity Shares of 388 Shareholders of the Company in respect of which dividend declared for the Financial Year 2014-15 has remained unclaimed or unpaid for a period of seven (07) consecutive years or more through Corporate Actions to the Demat Account of IEPF Authority.

- (c) The Members who have not encashed dividend warrant(s) for the years 2015-16, 2016-17, 2017-18, 2018-19, 2019-20, 2020-21 and 2021-22 are requested to claim payment immediately by registering the PAN, KYC details and nomination with Company's R&T Agent, Link Intime India Pvt. Ltd. at the modes specified above. After seven years, unclaimed dividend shall be transferred to the Investor Education and Protection Fund. Pursuant to provisions of the Investor Education and Protection Fund Authority (Accounting, Audit, Transfer and Refund) Rules, 2016, as amended, the details of unclaimed dividend amount lying with the Company as on 31.03.2022 has been uploaded on the Company's website (www.gacl.com) and also filed with the Ministry of Corporate Affairs.

12. Any person, whose unclaimed dividend or shares have been transferred to the IEPF Authority may claim back the same by making an application in Form IEPF 5 to the IEPF Authority, which is available on Website of IEPF Authority at www.iepf.gov.in.
13. As on 31.03.2023, Share Certificates for 369 shares of 12 shareholders / allottees (returned undelivered by Post) are lying in Unclaimed Shares Suspense



Account with the Stock Holding Corporation of India Ltd. (SHCIL), Vadodara in Demat form. As per SEBI (Listing Obligations and Disclosure Requirements) (Fourth Amendment) Regulations, 2018 and SEBI Circular No. PR No.: 51/2018 dated 3rd December, 2018 transfer of shares in physical mode were allowed up to 31.03.2019 and w.e.f. 01.04.2019, transfer of shares of Listed Company can only be affected in the dematerialized form.

14. Pursuant to the provisions of Section 72 of the Companies Act, 2013, Shareholders are entitled to make nomination in respect of the shares held by them in physical form. Shareholders desirous of making nominations are requested to send their requests in Form SH-13 (which is available on the Company's Website : www.gacl.com) to the R&T Agent, Link Intime India Pvt. Ltd. at the address given above.
15. **Members who have not registered their E-mail addresses so far are requested to register their e-mail address for receiving all communication including Annual Report, Notices, Circulars, etc. from the Company electronically.**
16. Members who would like to seek any information on any matter to be placed at AGM with regard to Audited Annual Accounts or any other proposed Resolution(s) during the Meeting or would like to express their views, may register themselves as a speaker by sending their request from their registered E-mail address mentioning their name, DPID/Client ID/Folio number, PAN, Mobile Number at cosec@gacl.co.in on or before 15th September, 2023. Only those Members who have registered themselves as a speaker will be allowed to express their views/ ask questions during the AGM. The Members who do not wish to speak during the AGM but have queries may send their queries in advance on or before 15th September, 2023 mentioning their name, Demat Account Number/ Folio Number, e-mail ID, Mobile Number at cosec@gacl.co.in. The Company will reply to these queries suitably.

Inspection of documents:

All documents referred to in this Notice and Statement u/s. 102 of the Act will be available for inspection electronically by the Members of the Company from the date of circulation of this Notice upto the date of the AGM. Members seeking to inspect such documents may send an e-mail to cosec@gacl.co.in.

17. The Securities and Exchange Board of India (SEBI) has mandated the submission of Permanent Account Number (PAN) by every participant in securities market. Members holding shares in electronic form are, therefore, requested to submit their PAN to their Depository Participants with whom they are maintaining their demat accounts. Members holding shares in physical form should submit their PAN to the Company / R&T Agent.
18. **Procedure for Remote E-Voting, Attending the AGM through Video Conference/Other Audio Visual Means (VC/OAVM) and E-Voting facility during the AGM.**

A. E-Voting facility:

- I. Pursuant to the provisions of Section 108 of the Companies Act, 2013, read with Rule 20 of the

Companies (Management and Administration) Rules, 2014 as amended from time to time and Regulation 44 of the SEBI (Listing Obligations and Disclosure Requirements) Regulations, 2015 read with SEBI Circular on e-Voting facility provided by Listed Entities dated December 9, 2020 and the General Circulars issued by the Ministry of Corporate Affairs dated April 08, 2020, April 13, 2020, May 05, 2020, January, 13, 2021, December 14, 2021, May 05, 2022 and December 28, 2022 the Company is providing facility for voting by electronic means ("e-Voting") and the business in respect of all Shareholders' Resolutions may be transacted through such e-Voting. The facility is provided to the Shareholders to exercise their rights to vote by electronic means from a place other than the venue of AGM ("remote e-Voting") as well as e-Voting system on the date of AGM through e-Voting services provided by Central Depository Services (India) Limited (CDSL).

The Members who would have already cast their votes by remote e-Voting prior to the AGM date may attend the meeting through VC/OAVM but shall not be entitled to cast their votes again.

- II. The Company has fixed Tuesday, 19th September, 2023 as a cut-off date to record the entitlement of the Shareholders to cast their votes electronically by remote e-Voting as well as by e-Voting system on the date of AGM.
- III. The remote e-Voting period commences on Friday, 22nd September, 2023 (09:00 a.m.) and ends on Monday, 25th September, 2023 (05:00 p.m.). During this period, Shareholders of the Company holding shares either in physical form or in dematerialized form as on the cut-off date, i.e. 19th September, 2023 may cast their vote electronically. The e-Voting module shall be disabled by CDSL for voting after 5.00 p.m. on 25th September, 2023. Once the vote on a resolution is cast by the Member, he/she shall not be allowed to change it subsequently.
- IV. Any person, who become Member of the Company after dispatch of the Notice of the meeting and holding shares as on the cut-off date i.e. Tuesday, 19th September, 2023 may obtain USER ID and password by following e-Voting instructions which is part of Notice and the same is also placed in e-Voting Section of CDSL Website i.e. www.cdslindia.com / www.evotingindia.com and Company's Website i.e. www.gacl.com. For further guidance, Members are requested to send their query by E-mail at helpdesk.evoting@cdslindia.com.
- V. In terms of SEBI Circular No. SEBI/HO/CFD/CMD/CIR/P/2020/242 dated December 9, 2020 on e-Voting facility provided by Listed Companies, Individual shareholders holding securities in demat

mode are allowed to vote through their demat account maintained with Depositories / Websites of Depositories and Depository Participants.

Shareholders are advised to update their mobile number and email ID in their demat accounts in order to access e-Voting facility.

B. PROCEDURE FOR REMOTE E-VOTING AND FOR JOINING AGM THROUGH VC/OAVM – FOR INDIVIDUAL SHAREHOLDERS HOLDING SECURITIES IN DEMAT MODE:

Type of shareholders	Login Method
<p>A. Individual Shareholders holding securities in demat mode with CDSL</p>	<p>a) Users already registered for CDSL’s Easi / Easiest facility may follow the following procedure :</p> <ol style="list-style-type: none"> 1) Users who have opted for CDSL Easi / Easiest facility, can login through their existing user id and password. Option will be made available to reach e-Voting page without any further authentication. The URL for users to login to Easi / Easiest are https://web.cdslindia.com/myeasinew/home/login or visit www.cdslindia.com and click on Login icon and select New System Myeasi. 2) After successful login the Easi / Easiest user will be able to see the e-Voting option for eligible companies where the evoting is in progress as per the information provided by company. On clicking the e-voting option, the user will be able to see e-Voting page of the e-Voting service provider for casting of vote during the remote e-Voting period or joining AGM through VC / OAVM & voting during the AGM. Additionally, there is also links provided to access the system of all e-Voting Service Providers i.e. CDSL/ NSDL/KARVY/LINKINTIME, so that the user can visit the e-Voting service providers’ website directly. 3) If the user is not registered for Easi/Easiest, option to register is available at https://web.cdslindia.com/myeasinew/Registration/EasiRegistration <p>b) User may directly access the e-Voting module of CDSL as per the following procedure :</p> <p>The user can directly access e-Voting page by providing Demat Account Number and PAN No. from a e-Voting link available on www.cdslindia.com home page or click on https://evoting.cdslindia.com/Evoting/EvotingLogin.</p> <p>The system will authenticate the user by sending OTP on registered Mobile & Email as recorded in the Demat Account. After successful authentication, user will be able to see the e-Voting option where the evoting is in progress and also able to directly access the system of all e-Voting Service Providers.</p>
<p>B. Individual Shareholders holding securities in demat mode with NSDL</p>	<p>a) Users already registered for NSDL’s IDeAS facility may follow the following procedure :</p> <ol style="list-style-type: none"> 1) If you are already registered for NSDL IDeAS facility, please visit the e-Services website of NSDL. Open web browser by typing the following URL: https://eservices.nsdl.com either on a Personal Computer or on a mobile. 2) Once the home page of e-Services is launched, click on the “Beneficial Owner” icon under “Login” which is available under ‘IDeAS’ section. 3) A new screen will open. You will have to enter your User ID and Password. 4) After successful authentication, you will be able to see e-Voting services. Click on “Access to e-Voting” under e-Voting services and you will be able to see e-Voting page. 5) Click on company’s name “Gujarat Alkalies and Chemicals Limited” or e-Voting service provider’s name. <p>On clicking any of the links, you will be re-directed to e-Voting service provider’s website for casting your vote during the remote e-Voting period or joining AGM through VC/OAVM & voting during the AGM.</p>

	<p>b) Users not registered for NSDL’s IDeAS facility may follow the following procedure :</p> <ol style="list-style-type: none"> 1) Option to register is available at https://eservices.nsd.com 2) Select “Register Online for IDeAS Portal” or click at https://eservices.nsd.com/SecureWeb/IdeasDirectReg.jsp 3) After successful registration, please follow steps given under Sr. No. B(a) above to cast your vote. <p>c) User may directly access the e-Voting module of NSDL as per the following procedure :</p> <ol style="list-style-type: none"> 1) Visit the e-Voting website of NSDL. Open web browser by typing the following URL: https://www.evoting.nsd.com/ either on a Personal Computer or on a mobile. 2) Once the home page of e-Voting system is launched, click on the icon “Login” which is available under ‘Shareholder/Member’ section. 3) A new screen will open. You will have to enter your User ID (i.e. your sixteen digit demat account number held with NSDL), Password/OTP and a Verification Code as shown on the screen. 4) After successful authentication, you will be redirected to NSDL Depository site wherein you can see e-Voting page. 5) Click on Company’s name “Gujarat Alkalies and Chemicals Limited” or e-Voting service provider’s name. On clicking any of the links, you will be redirected to e-Voting page of CDSL’s website for casting your vote during the remote e-Voting period or joining AGM through VC/OAVM & voting during the AGM.
<p>C. Individual Shareholders (holding securities in demat mode) login through their Depository Participants</p>	<ol style="list-style-type: none"> 1) You can also login using the login credentials of your demat account through your Depository Participant registered with NSDL/CDSL for e-Voting facility. 2) After successful login, you will be able to see e-Voting option. 3) Once you click on e-Voting option, you will be redirected to NSDL/CDSL Depository site after successful authentication, wherein, you can see e-Voting features. 4) Click on Company’s name “Gujarat Alkalies and Chemicals Limited” or e-Voting service provider’s name and you will be re-directed to the e-Voting service provider’s Website for casting your vote during the e-Voting period or joining AGM through VC/OAVM & voting during the AGM.

Important note: Members who are unable to retrieve User ID/Password are advised to use “Forget User ID” and “Forget Password” option available at abovementioned website(s).

Helpdesk for Individual Shareholders holding securities in demat mode for any technical issues related to login through Depository i.e. CDSL and NSDL.

Login type	Helpdesk details
Individual Shareholders holding Securities in Demat mode with CDSL	Members facing any technical issue in login can contact CDSL helpdesk by sending a request at helpdesk.evoting@cdslindia.com or contact at 1800 22 5533
Individual Shareholders holding Securities in Demat mode with NSDL	Members facing any technical issue in login can contact NSDL helpdesk by sending a request at evoting@nsdl.co.in or call at toll free no.: 1800 1020 990 and 1800 224 430

C. PROCEDURE FOR REMOTE E-VOTING AND FOR JOINING AGM THROUGH VC/OAVM – FOR (i) SHAREHOLDERS OTHER THAN INDIVIDUAL SHAREHOLDERS HOLDING SHARES IN DEMAT FORM; AND (ii) PHYSICAL SHAREHOLDERS.

- 1) The Shareholders should log on to the e-Voting Website www.evotingindia.com.
- 2) Click on “Shareholders” module.
- 3) Now, enter your User ID :

- a. For CDSL: 16 digits beneficiary ID,
 - b. For NSDL: 8 Character DP ID followed by 8 Digits Client ID,
 - c. Members holding shares in Physical Form should enter Folio Number registered with the Company.
- 4) Next enter the Image Verification Code as displayed and Click on Login.
 - 5) If you are holding shares in demat form and had logged on to www.evotingindia.com and voted on an earlier e-Voting of any company, then, your existing password is to be used.
 - 6) If you are a first-time user, follow the steps given below:

	For Members holding shares in Demat Form other than individual
Permanent Account Number (PAN)	Enter your 10 digit alpha-numeric *PAN issued by Income Tax Department (Applicable for both Shareholders holding shares in demat as well as physical form). Members who have not updated their PAN with the Company/Depository Participant are requested to use the 10 Digits Sequence Number. The Sequence Number is communicated by e-mail indicated in the PAN field or contact Company / RTA.
Dividend Bank Details OR Date of Birth (DOB)	Enter the Dividend Bank Details or Date of Birth (in dd/mm/yyyy format) as recorded in your demat account or in the company records in order to login. If both the details (i.e. Dividend Bank Details and Date of Birth) are not registered with the Company or Depository, please enter the Member ID / Folio No. in the Dividend Bank details field mentioned in instruction (3) hereinabove.

- 7) After entering these details appropriately, click on “SUBMIT” tab.
- 8) Members holding shares in physical form will then directly reach the Company selection screen. However, Members holding shares in demat form will now reach ‘Password Creation’ menu wherein they are required to mandatorily enter their login password in the new password field. Kindly note that this password is to be also used by the demat holders for voting for resolutions of any other company on which they are eligible to vote, provided that company opts for e-voting through CDSL platform. It is strongly recommended not to share your password with any other person and take utmost care to keep your password confidential.
- 9) For Members holding shares in physical form, the details can be used only for e-Voting on the Resolutions contained in this Notice.
- 10) Click on the EVSN 230817018 for GUJARAT ALKALIES AND CHEMICALS LIMITED for which you choose to vote.
- 11) On the voting page, you will see “RESOLUTION DESCRIPTION” and against the same the option “YES/NO” for voting. Select the option YES or NO as desired by you. The option “YES” implies that you assent to the Resolution and option “NO” implies that you dissent to the Resolution.
- 12) Click on the “RESOLUTIONS FILE LINK” if you wish to view the entire Resolution details.
- 13) After selecting the resolution, you have decided to vote on, click on “SUBMIT”. A confirmation box will be displayed. If you wish to confirm your vote, click on “OK”, else to change your vote, click on “CANCEL” and accordingly modify your vote.
- 14) Once you “CONFIRM” your vote on the resolution, you will not be allowed to modify your vote.
- 15) You can also take a print of the votes cast by clicking on “Click here to print” option on the Voting page.
- 16) If a demat account holder has forgotten the login password then Enter the User ID and the image verification code and click on Forgot Password & enter the details as prompted by the system.
- 17) **Additional facility for Non – Individual Shareholders and Custodians – Remote e-Voting only:**
 - Non-Individual shareholders (i.e. other than Individuals, HUF, NRI etc.) and Custodians are required to log on to www.evotingindia.com and register themselves in the “Corporates” module.
 - A scanned copy of the Registration Form bearing the stamp and sign of the entity should be emailed to helpdesk.evoting@cdslindia.com.
 - After receiving the login details a Compliance User will be created using the Admn. Login and Password. The Compliance User would be able to link the account(s) for which they wish to vote on.
 - The list of accounts linked in the login should be mailed to helpdesk.evoting@cdslindia.com and on approval of the accounts they would be able to cast their vote.



- A scanned copy of the Board Resolution and Power of Attorney (POA) which they have issued in favour of the Custodian, if any, should be uploaded in PDF format in the system for the scrutinizer to verify the same.
- **Alternatively, Non Individual shareholders are required to send the relevant Board Resolution/ Authority letter etc. together with attested specimen signature of the duly authorized signatory who are authorized to vote, to the Scrutinizer and to the Company at the email address viz :cosec@gacl.co.in, if they have voted from individual tab & not uploaded same in the CDSL e-Voting system for the scrutinizer to verify the same.**

You can also update your mobile number and e-mail ID records with R&T Agent/Company (for physical shares) and with Depository Participants (for Demat Shares) before cut-off date i.e.19.09.2023, for e-Voting.

In case you have any queries or issues regarding e-Voting, you may refer the Frequently Asked Questions (FAQs) and e-Voting manual available at www.evotingindia.com under 'Help Section' or write an E-mail to helpdesk.evoting@cdslindia.com or contact at toll free no. 1800 22 55 33.

All grievances connected with the facility for voting by electronic means may be addressed to Mr. Rakesh Dalvi, Manager, (CDSL) Central Depository Services (India) Limited, A Wing, 25th Floor, Marathon Futurex, Mafatlal Mill Compounds, N M Joshi Marg, Lower Parel (East), Mumbai : 400 013 or you may send an E-mail to helpdesk.evoting@cdslindia.com or call on 1800 22 55 33.

D. Instructions for Shareholders for E-Voting during the AGM:

1. The procedure for e-Voting on the day of the AGM is same as the instructions mentioned in Points "A", "B" and "C" above for e-Voting.
2. Only those Shareholders, who are present in the AGM through VC/OAVM facility and have not casted their vote on the Resolutions through remote e-Voting and are otherwise not barred from doing so, shall be eligible to vote through e-Voting system available in the AGM.
3. If any Votes are cast by the Shareholders through the e-Voting available during the AGM and if the same shareholders have not participated in the meeting through VC/OAVM facility, then the votes cast by such shareholders shall be considered invalid as the facility of e-Voting during the meeting is available only to the shareholders participating in the meeting.
4. Shareholders who have voted through Remote e-Voting will be eligible to attend the AGM. However, they will not be eligible to vote at the AGM.
5. The voting rights of shareholders shall be in proportion to their shares of the paid-up equity share capital of the Company as on the cut-off date of 19th September, 2023.
6. Mr. Niraj Trivedi, Practicing Company Secretary, 218-221, Saffron Complex, Fatehgunj, Vadodara: 390 002 (Gujarat) has been appointed as Scrutinizer to scrutinize the remote e-Voting process as well as the e-Voting system on the date of the AGM.
7. The result of the voting will be announced by the Chairman of the meeting within stipulated time as per the Scrutinizer's Report to be submitted to the Chairman. The results of voting will be communicated to the stock exchanges and will be placed on the CDSL's Website (under "Notices – Results section") i.e. www.evotingindia.com; on the Website of the Company i.e. www.gacl.com and also on the notice board of the Company.

E. Process for those Members whose E-mail IDs / Mobile No. are not registered:

- i. For Members holding shares in Physical mode - please provide necessary details like Folio No., Name of Members by E-mail to vadodara@linkintime.co.in.
- ii. Members holding shares in Demat mode can get their E-mail ID / Mobile No. registered, which is mandatory while e-Voting and joining AGM through VC/OAVM, by contacting their respective Depository Participant.

F. Instructions for Members joining the AGM through VC/OAVM :

1. The Members can join the AGM through VC/OAVM mode 15 minutes before and after the scheduled time of the commencement of the Meeting by following the procedure mentioned in the Notice. The facility of participation at the AGM through VC/OAVM will be made available for 1,000 Members on first come first served basis. This will not include large Shareholders (Shareholders holding 2% or more shareholding), Promoters, Institutional Investors, Directors, Key Managerial Personnel, the Chairpersons of the Audit Committee, Nomination and Remuneration Committee and Stakeholders Relationship Committee, Auditors etc. who are allowed to attend the AGM without restriction on account of first come first served basis.
2. The link for VC/OAVM to attend AGM will be available where the EVSN of Company will be displayed after successful login as per the instructions mentioned at Sr. No. "A", "B" and "C" above for e-Voting.
3. Members are encouraged to join the Meeting through Laptops for better experience.

4. Members will be required to allow Camera and use Internet with a good speed to avoid any disturbance during the meeting.
5. Please note that Participants Connecting from Mobile Devices or Tablets or through Laptop connecting via Mobile Hotspot may experience Audio/Video loss due to fluctuation in their respective network. It is therefore recommended to use Stable Wi-Fi or LAN Connection to mitigate any kind of aforesaid glitches.

Contact Details

- Company** : **Gujarat Alkalies and Chemicals Limited**
P.O. : Ranoli - 391 350
DIST. : VADODARA (GUJARAT)
Phone: (0265) 6111369, Extn. 453 / 255
E-mail : cosec@gacl.co.in
- Registrar & Share Transfer Agent** : **Link Intime India Private Limited (Unit : GACL)**
B -102 & 103, Shangrila Complex,
1st Floor, Opp. HDFC Bank,
Near Radhakrishna Char Rasta, Akota,
VADODARA : 390 020 (GUJARAT)
Phone: (0265) 6136000
E-mail : vadodara@linkintime.co.in
- e-Voting Agency** : **Central Depository Services (India) Limited**
E-mail : helpdesk.evoting@cdslindia.com
Phone: 1800 22 55 33
- Scrutinizer** : **Mr. Niraj Trivedi**
Practicing Company Secretary
218-221, Saffron Complex,
Fatehgunj,
VADODARA : 390 002 (GUJARAT)
E-mail: csneerajtrivedi@gmail.com



ANNEXURE - I

DETAILS OF DIRECTOR SEEKING APPOINTMENT / REAPPOINTMENT BY THE SHAREHOLDERS OF THE COMPANY AT THE ENSUING ANNUAL GENERAL MEETING IN PURSUANCE OF REGULATION 36 (3) OF SEBI (LISTING OBLIGATIONS AND DISCLOSURE REQUIREMENTS) REGULATIONS, 2015 AND APPLICABLE SECRETARIAL STANDARDS

Name of Director	Shri J P Gupta, IAS		
DIN	01952821		
Date of Birth	01.07.1965		
Date of first appointment on the Board	15.12.2021		
Terms and Conditions of Appointment	Shri J P Gupta, IAS shall be liable to retire by rotation under the Companies Act, 2013.		
Details of Remuneration	Shri J P Gupta, IAS shall not draw any remuneration from Company except sitting fees and out of pocket expenses for attending Board and Committee Meetings.		
No. of Shares held in GACL either by self or any beneficial basis for any other person	NIL		
Relationship with other Directors / Key Managerial Personnel	No relationship with other Directors / Key Managerial Personnel.		
Qualifications	IAS, M. Tech from IIT, New Delhi		
Nature of Expertise in specific functional areas/ Experience	Shri J. P. Gupta is a senior IAS officer, with distinguished academic background of being alumni Jodhpur University and M. Tech from IIT New Delhi. Shri Gupta joined the Indian Administrative Service in 1991. He has wide experience of various departments such as Land Revenue, Urban Development, Transport, Education Department and Commercial Tax, Government of Gujarat. He has also served in the state PSUs like Gujarat Water Infrastructure Limited, Gujarat State Civil Supplies Corporation Limited, Gujarat Medical Services Corporation Limited, Gujarat State Investment Limited, Gujarat Urban Development Company Limited etc. Presently, he is Principal Secretary, Finance Department, Government of Gujarat. In addition to his responsibility as Additional Chief Secretary (Finance Department), he is also Managing Director of Gujarat State Financial Services Limited, Chairman of Gujarat State Investment Limited and Director in other Companies.		
Names of other Companies in which Directorship is held	1 Gujarat Narmada Valley Fertilizers & Chemicals Limited 2 Gujarat State Petronet Limited 3 Gujarat State Fertilizers & Chemicals Limited 4 Gujarat State Petroleum Corporation Limited 5 Sardar Sarovar Narmada Nigam Limited 6 Gujarat Metro Rail Corporation (GMRC) Limited 7 Gujarat State Investment Limited 8 Gujarat State Financial Services Limited 9 Gujarat International Finance Tec-City Company Limited		
	Name of the Company	Name of the Committee of Board	Position as a Chairman / Member
Names of the Committees of the Board of Companies in which Membership/ Chairmanship is held	Gujarat Alkalies and Chemicals Limited	Corporate Social Responsibility Committee	Member
		Corporate Environment Responsibility (CER) Committee	Member
		Project Committee	Member
	Gujarat Narmada Valley Fertilizers & Chemicals Limited	Audit Committee	Member
		Project Committee	Member

	Name of the Company	Name of the Committee of Board	Position as a Chairman / Member
	Gujarat State Petronet Limited	Audit Committee	Member
		Project Committee	Member
	Gujarat State Fertilizers & Chemicals Limited	Finance Cum Audit Committee	Member
		Risk Management Committee	Member
		Corporate Social Responsibility Committee	Member
	Gujarat State Petroleum Corporation Limited	Audit Committee	Member
		Project Committee	Member
		Committee for Financial Restructuring	Member
		Committee for Onshore Block	Member
	Gujarat State Financial Services Limited	Human Resource Committee	Member
		Audit Committee	Member
		Corporate Social Responsibility Committee	Member
	Gujarat State Investments Limited	Finance Committee	Member
		Audit Committee	Member
Gujarat Metro Rail Corporation Limited	CSR Committee	Member	
	Audit Committee	Chairman	
Listed entities from which the person has resigned in the past three years	N.A.	Corporate Social Responsibility Committee	Chairman

For details regarding the number of meetings of the Board / Committees attended by the above Director during the year and remuneration drawn / sitting fees received, please refer to the Board's Report and the Corporate Governance Report forming part of this Annual Report.



BOARD'S REPORT

To
The Members,

Your Directors present this 50th Annual Report of the Company on the business and operations of the Company together with Standalone and Consolidated Audited Financial Statements (Ind AS based) for the Financial Year ended 31st March, 2023 and the report of the Auditors thereon.

PERFORMANCE AND FINANCIAL RESULTS

The financial performance of the Company for the year ended 31st March, 2023 is summarized below:

FINANCIAL RESULTS – SUMMARY AND HIGHLIGHTS

(Rs. in Crores)

Particulars	Standalone		Consolidated	
	2022-23	2021-22	2022-23	2021-22
Revenue from Operations	4,516.50	3,758.74	4,516.50	3,758.74
Other Income	42.15	46.39	42.15	46.39
Profit / (Loss) before Depreciation, Finance Cost and Tax Expense	1,156.74	1,032.56	1,156.74	1,032.56
Less: Depreciation / Amortisation / Impairment	276.09	197.78	276.09	197.78
Profit / (Loss) before Finance Cost and Tax Expense	880.65	834.78	880.65	834.78
Less: Finance Cost	19.46	6.15	19.46	6.15
Share of Profit / (Loss) of Joint Venture	-	-	(166.08)	(2.22)
Profit / (Loss) Before Tax Expense	861.19	828.63	695.11	826.41
Less: Tax Expense (Current & Deferred)	285.49	266.65	285.49	266.65
Profit / (Loss) for the year (1)	575.70	561.98	409.62	559.76
Total Other Comprehensive Income / (Loss) (2)	(96.26)	23.63	(96.26)	23.63
Total (1 + 2)	479.44	585.61	313.36	583.39
Balance of Profit / (Loss) for earlier years	1,973.80	1,484.61	1,968.65	1,481.67
Amount available for Appropriation	2,481.76	2,032.55	2,310.52	2,027.40
Less: Transfer to Reserves	-	-	-	-
Less: Dividend paid on Equity Shares	73.44	58.75	73.44	58.75
Less: Dividend Distribution Tax	-	-	-	-
Balance carried forward	2,408.32	1,973.80	2,237.08	1,968.65
Earning per Share	Rs.78.39	Rs.76.53	Rs.55.78	Rs.76.22
Dividend per Share	Rs.10.00 *	Rs.08.00	Rs.10.00 *	Rs.08.00
Book Value per Share	Rs.683.04	Rs.623.51	Rs.659.72	Rs.622.81

*Dividend per Share Rs.10/- for the FY 2021-22 paid in FY 2022-23.

RESULTS OF OPERATIONS AND THE STATE OF COMPANY'S AFFAIRS

The highlights of the Company's performance for the year ended 31st March, 2023 are as under:

At Standalone Level

- The Company has achieved Net External Sales of Rs.4,401.86 Crores during the year 2022-23 as against Rs.3,683.40 Crores in the Previous Year registering a growth of 19.51%.
- Total production of all products has increased by 5.46% to 18,12,758 MT during the year 2022-23 from 17,18,835 MT in previous year.
- Other Operating income has increased by 52.18% to Rs.114.64 Crores during the year 2022-23 from Rs.75.33 Crores in previous year.
- Other income has decreased by 9.14% to Rs.42.15 Crores during the year 2022-23 from Rs.46.39 Crores in previous year.
- EBITDA has increased by 12.03% to Rs.1,156.74 Crores during the year 2022-23 from Rs.1,032.56 Crores in previous year.
- Profit before tax has increased by 3.93% to Rs.861.19 Crores during the year 2022-23 from Rs.828.63 Crores in previous year.
- Profit after tax has increased by 2.44% to Rs.575.70 Crores during the year 2022-23 from Rs.561.98 Crores in previous year.

At Consolidated Level

- EBITDA has decreased by 3.85% to Rs.990.66 Crores during the year 2022-23 from Rs.1,030.34 Crores in previous year.
- Profit before tax has decreased by 15.89% to Rs.695.11 Crores during the year 2022-23 from Rs.826.41 Crores in previous year.
- Profit after tax has decreased by 26.82% to Rs.409.62 Crores during the year 2022-23 from Rs.559.76 Crores in previous year.

TRANSFER TO RESERVES

The Company has not transferred any sum to the General Reserve Account during the Financial Year 2022-23.

DIVIDEND

Your Directors are glad to recommend a Dividend @ Rs.23.55 per share (i.e. 235.50%) on 7,34,36,928 Equity Shares of Rs.10/- each fully paid up for the year ended 31st March, 2023 (Previous Year – Dividend @ Rs.10.00 per share i.e. 100%). Dividend is subject to approval of members at this Annual General Meeting and shall be subject to deduction of TDS as per Income Tax Act, 1961.

The dividend recommended is in accordance with the Company's "Dividend Distribution Policy".

MATERIAL CHANGES AND COMMITMENTS

There has been no other material changes and commitments, which affect the financial position of the Company which have occurred between the end of the Financial Year 2022-23 and the date of this Report. There has been no change in the nature of business of the Company.

The management does not see any risks to Company's ability to continue as a going concern and expects that the Company will be able to meet its liabilities in the foreseeable future as and when the same would become due.

SHARE CAPITAL

As on 31st March, 2023, the authorized share capital of the Company consisted of 150,00,00,000/- (Rupees One Hundred Fifty Crores Only) divided into 10,00,00,000 (Ten Crore) Equity shares of Rs. 10/- (Rupees Ten Only) each and 50,00,000 (Fifty Lakhs) Cumulative Redeemable Preference Shares of Rs. 100/- (Rupees One Hundred Only) each, and the paid-up equity share capital as on 31st March, 2023, consisted of 7,34,36,928 equity shares of Rs. 10/- each. During FY 2022-23, the Company has not issued any shares, securities / instruments convertible into equity shares, sweat equity shares and shares with differential voting rights. The Company is in process to reclassify and increase the Authorised Share Capital of the Company and necessary resolution(s) have been placed for the approval of the Shareholders in this Annual General Meeting. The Directors recommend the Resolutions for approval of the shareholders of the Company.

ENERGY CONSERVATION, TECHNOLOGY ABSORPTION, FOREIGN EXCHANGE EARNINGS AND OUTGO

Information pertaining to conservation of energy, technology absorption, foreign exchange earnings and outgo as required under Section 134(3)(m) of the Companies Act, 2013 read with Rule 8(3) of the Companies (Accounts) Rules, 2014 is given in the **Annexure - 1** to this report.

SUBSIDIARY, JOINT VENTURE OR ASSOCIATE COMPANY

GACL-NALCO Alkalies & Chemicals Pvt. Ltd.

The Company and National Aluminium Company Limited (NALCO), a Government of India Enterprise (a Navratna Company) have jointly incorporated a Joint Venture Company, viz., GACL-NALCO Alkalies & Chemicals Pvt. Ltd. (GNAL) (CIN U24100GJ2015PTC085247) on 4th December, 2015 for setting up 2,66,667 MTPA (100%) Caustic Soda Plant and 130 MW Coal based Power Plant at Dahej, Gujarat.

The Company holds 60% and NALCO holds 40% in GNAL. Accordingly, GNAL is a subsidiary of the Company. Effective from 1st April 2020, GNAL has become material subsidiary company of the Company. Pursuant to the criteria specified in the SEBI Listing Regulations, GNAL ceased to be a material subsidiary of the Company with effect from 1st April, 2023. The Board noted the same in its meeting held on 8th August, 2023.



The Managing Director of GACL is the Chairman of GNAL. The Managing Director of GACL does not draw any commission or any remuneration from GNAL except incidental expenses of Rs.2,500/- per day of meeting(s) for attending the meetings of the Board of Directors or Committees thereof.

As per Section 129(3) of the Companies Act, 2013 read with Rule 5 of the Companies (Accounts) Rules, 2014, a separate statement containing the salient features of financial statement of the Joint Venture / Subsidiary Company in Form AOC-1 forms part of the Annual Report.

In accordance with the provisions of Section 136 of the Companies Act, 2013, the Annual Report of the Company, containing Standalone and Consolidated Financial Statements of the Company has been placed on the Website of the Company at www.gacl.com. Further, the Audited Financial Statements of GNAL for the year ended 31st March, 2023 are also placed on the Website of the Company at www.gacl.com and also at Website of GNAL at www.gnal.co.in.

Interested Shareholders may obtain a physical copy of the audited financial statements of the Subsidiary Company by sending a request to the Company Secretary at the Company's Registered Office.

GNAL has, on 31st March 2023, successfully completed the start-up of the 200 TPD (ton per day) CEU (Caustic Evaporation Unit) and has produced 100 MT Caustic Soda of 48.5% concentration and with the same, the CEU Unit was partially commissioned. Caustic Soda Flaker unit is commissioned and production commenced. The Captive Power Plant and the Caustic Soda Plant have been commissioned progressively in a phased manner during the current Financial Year 2022-23.

Vadodara Jal Sanchay Pvt. Ltd.

The Government of Gujarat, vide Gazette Notification dated 28.05.2018, notified the "Policy for Reuse of Treated Waste Water" (TWW). As per the said Policy, Reuse of TWW was mandatory for industries consuming minimum 1 lakh liter per day (100 M³/day) of fresh water for Non-Potable purpose and which are situated within 50 km distance from STP or city limits. Reuse of Treated Waste Water should be minimum 25% of the total fresh water consumption within 1 year, 70% by 2025 and 100% by 2030.

In compliance of the said Policy, the Board of Directors of the Company at its Meeting held on 6th February 2020 had approved formation of Special Purpose Vehicle / Joint Venture Company comprising of Gujarat State Fertilizers & Chemicals Limited(GSFC), Gujarat Alkalies and Chemicals Limited(GACL), Gujarat Industries Power Company Limited(GIPCL) and Vadodara Municipal Corporation(VMC) as its joint venture partners for establishment of a new secondary treated waste water plant (STP) of 50 MLD capacity in the state of Gujarat. Accordingly, a Special Purpose Vehicle / Joint Venture Company in the name

of Vadodara Jal Sanchay Private Limited (VJSPL) was incorporated on 22.07.2020 for establishment of new secondary treated waste water plant (STP) of 50 MLD at Vadodara, Gujarat. The Company (GACL) had subscribed 3,00,000 equity shares of Rs.10/- each (i.e., Rs.30 lakhs) (15%) to the Memorandum of Association (MoA) of VJSPL on 15th July 2020. VJSPL is yet to commence its business operations.

Memorandum of Understanding / Termsheet between GACL and GAIL (India) Limited

The Hon'ble Prime Minister has launched Roadmap for 20% Ethanol Blending in Petrol by 2025, with a view to reduce import of crude oil and save valuable foreign exchange.

In response to the Hon'ble Prime Minister of India's call for 'Atmanirbhar Bharat', the Company (GACL) and GAIL (India) Limited (GAIL) have signed Memorandum of Understanding (MoU) for setting up a 500 KLD Bioethanol plant in Gujarat. The estimated project cost is to the tune of Rs.1,000 Crores and it is expected to generate annual revenue of approximately Rs.1500 Crores. A Term Sheet for the same has been executed between the Parties. The techno economical feasibility study has been completed and is being reviewed prior to proposing for investment decision. In the meantime, the steps for identifying and acquiring suitable land are initiated.

Memorandum of Understanding between GACL and NTPC Renewable Energy Ltd. (NTPC-REL)

Gujarat Alkalies and Chemicals Limited (GACL) and NTPC Renewable Energy Limited (NTPC REL), a wholly owned subsidiary of NTPC Limited have signed Memorandum of Understanding (MOU) on 6th July 2022 at New Delhi to explore the business opportunities of mutual interest in the areas of sourcing of renewable power having optimum mix of solar, wind and other clean energy including energy storage solutions to the extent of about 100 MW, as required for the operations and manufacturing of GACL at Vadodara Complex and/or Dahej Complex or any of its other Complexes and to jointly work on synthesizing Green Chemicals such as Methanol and Ammonia for captive use by GACL using Hydrogen and CO₂ available at GACL.

This is a first-of-its-kind novel initiative between leading CPSE and State Government Promoted Company to support country's commitment to achieve renewable energy targets and reduce greenhouse emissions.

A Term Sheet will be signed by both the Parties after concluding negotiations on the tariff and later on both the Parties will mutually decide to enter into definitive agreement(s).

INTERNAL CONTROL SYSTEM AND THEIR ADEQUACY

The Company has in place adequate internal financial controls commensurate with the size and nature of its business. The Company periodically reviews the internal financial controls in the light of new statutes, changes in business models, adoption of new technology solutions and

suggestions for improvements received from employees. During the year, such controls were tested and no reportable material weakness in the design or operation was observed.

For all amendments to Indian Accounting Standards (Ind-AS) and the new standards notified, the Company carries out a detailed analysis and presents the impact on accounting policies, financial results including revised disclosures to the Audit Committee. The approach and changes in policies are also validated with the Statutory Auditors.

The Company has a stated process and periodicity for physical verification of its inventory and fixed assets. All variances are analysed and accounted post necessary approvals.

The Company gets its financial statements reviewed every quarter by its Statutory Auditors. The accounts of GNAL are audited and certified by their Statutory Auditors for consolidation.

None of the auditors of the Company has reported any fraud as specified under second proviso of section 143(12) of the Companies Act, 2013 including any statutory modifications or re-enactments thereof for the time being in force.

CREDIT RATING

Your Company's financial discipline and prudence are reflected in the strong credit rating described by rating agency as per the following particulars:

Instrument	Rating Agency	Rating	Date of Rating
Long Term Bank Facilities	CARE Ratings Limited (CARE)	CARE AA+ (Double A Plus)	CARE Letter No. CARE/ARO/RL/2023-24/2521 dated 23 rd June, 2023
Short Term Bank Facilities	CARE Ratings Limited (CARE)	CARE A1+ (A One Plus)	
Commercial Paper Issue aggregating to Rs.100 Crore	CARE Ratings Limited (CARE)	CARE A1+ (A One Plus)	CARE Letter No. CARE/ARO/RL/2023-24/2522 dated 23 rd June, 2023

During the year under review, CARE reaffirmed the above credit ratings and the same has been informed to the Stock Exchanges (BSE & NSE) vide letter dated 23rd June, 2023 and also placed on the Company's Website at www.gacl.com.

RISK MANAGEMENT

The Company has constituted Risk Management Committee of Directors w.e.f. 11th February, 2016. Shri Rajiv Lochan Jain had been appointed as the Chairman of the said Committee w.e.f. 28th September, 2018. As on 31st March, 2023, below are the Members of the Risk Management Committee:

1. Shri Rajiv Lochan Jain, Chairman;
2. Shri S B Dangayach;
3. Shri Nitin Shukla; and
4. Shri Swaroop P. IAS.

The Company has also constituted Internal Risk Management Committee comprising of Senior Executives of the Company who are heading respective departments viz. Finance, Manufacturing, Marketing, Purchase, Project, Safety, Information Technology, HR, Secretarial and Legal functions. The Managing Director is the Chairman of the Internal Risk Management Committee. The Internal Risk Management Committee reports to the Managing Director and the risks identified by the said Committee along with proposed mitigation actions are discussed periodically on quarterly basis with the Managing Director.

The Risk Management Committee of Directors was renamed as "Risk Management-cum-Safety Committee" w.e.f. 10th November, 2016 by the Board. The existing Internal Risk Management Committee of Senior Executives of the Company continues to function. Out of the various risks identified by the Internal Risk Management Committee, the Audit Committee has identified certain critical risks, which are reviewed by the Risk Management-cum-Safety Committee, the Audit Committee and by the Board of Directors periodically. A Report on the steps taken to mitigate those critical risks is also submitted to the Risk Management-cum-Safety Committee, Audit Committee and the Board of Directors.

Pursuant to provisions of Regulations 17 & 21 of SEBI Listing Regulations and Sections 134 & 177 of the Companies Act, 2013 ("the Act") and other applicable provisions, if any, of the SEBI Listing Regulations and the Act, the Board of Directors of the Company have also approved and framed "Risk Management Policy" of the Company. During the year, the Company has amended its Risk Management Policy in line with amendments under SEBI (Listing Obligations and Disclosure Requirements) (Second Amendment) Regulations, 2021.

VIGIL MECHANISM / WHISTLE BLOWER MECHANISM

The Company has formulated a Vigil Mechanism-cum-Whistle Blower Policy ("Policy") as per the requirements of Section 177 of the Companies Act, 2013 and Regulation 22 of the SEBI Listing Regulations. The Policy is applicable to all Directors and Employees of the Company.

As per the Policy, a whistle blower can make protected disclosures to the Chairman of the Audit Committee. During the Financial Year 2022-23, no unethical and/or improper practice or any other wrongful conduct in the Company by any person was reported under the said Policy.

The Vigil Mechanism-cum-Whistle Blower Policy may be accessed on the Company's Website at the weblink: https://gacl.com/upload_files/45ef1_VIGIL_MECHANISM_CUM_WHISTLE_BLOWER_POLICY%20AS%20PER%20SEBI%20LODR.pdf



CORPORATE SOCIAL RESPONSIBILITY

As per the provision of Section 135 read with Schedule VII of the Companies Act, 2013 and the Companies (Corporate Social Responsibility Policy) Rules 2014, the Company has constituted Corporate Social Responsibility (CSR) Committee and formulated Corporate Social Responsibility Policy (CSR Policy). The composition of CSR Committee is given in the Corporate Governance Report.

The CSR Committee has formulated and recommended to the Board, CSR Policy identifying the activities to be carried out by the Company and the said CSR Policy was approved by the Board of Directors at their Meeting held on 23.07.2014. The Board of Directors at their Meeting held on 26.05.2015 had approved some modifications in the CSR Policy including to undertake CSR activities through GACL Education Society (GES). GES is a Society registered under the Societies Registration Act, 1860 and under the Bombay Public Trust Act, 1950 and registered under section 12A and 80G of the Income Tax Act, 1961. GES has also filed Form CSR-1 and got the required registration number from MCA in pursuance of the applicable provisions of Companies (CSR) Rules, 2014.

The details about various activities carried out by the Company under CSR through GES as well as directly by the Company are given in the Management Discussion and Analysis which forms part of the Annual Report.

The CSR Policy may be accessed on the Company's Website at the weblink:

https://gacl.com/upload_files/987b0_CSR_POLICY.pdf

As per the provisions of Section 135 of the Companies Act, 2013, the statutory amount (i.e., 2% of the average net profits of the last three Financial Years) that was required to be spent by the Company for various CSR activities during the Financial Year 2022-23 was Rs. 1014.03 Lakhs. The Company has spent Rs. 745.20 Lakhs towards various CSR activities during the Financial Year 2022-23. The unspent amount of Rs. 268.83 Lakhs was towards various ongoing CSR projects which was transferred to "GACL Unspent Corporate Social Responsibility Account 2022-23" within 30 days from the close of Financial Year 2022-23. The unspent amount transferred to such account will be utilized for the ongoing projects in next three Financial Years. The Company shall transfer unspent amount, if any, lying in this account at the end of third Financial Year to Fund(s) specified in Schedule VII, within statutory time limit, in accordance with the Companies (Corporate Social Responsibility Policy) Rules, 2014. Thus, your company has met its obligation under section 135 of the Companies Act, 2013.

The Annual Report on CSR activities for the Financial Year 2022-23 is annexed herewith as **Annexure-2**.

DIRECTORS AND KEY MANAGERIAL PERSONNEL

A. Appointment/Reappointment/Cessation of Directors, Key Managerial Personnel and Senior Management

The Board of Directors at its Meeting held on 07.02.2023 noted resignation of Shri Pankaj Kumar, IAS (Retd.), as Chairman & Director of the Company with effect

from 01.02.2023 consequent upon his superannuation as Chief Secretary to Government of Gujarat.

The Board places on record its sincere appreciations and pays rich tributes for the valuable services rendered and contributions made by Shri Pankaj Kumar, IAS (Retd.) to the Company during his tenure as Chairman and Directors of the Company.

As recommended by the Nomination-cum-Remuneration Committee and pursuant to Articles 7 and 11 of the Articles of Association of the Company, the Board of Directors appointed Shri Raj Kumar, IAS, Chief Secretary to Government of Gujarat (GoG) as Chairman and Director on the Board of Directors of the Company vice Shri Pankaj Kumar, IAS, (Retd.) with effect from 21st February, 2023 vide Government of Gujarat's Resolution No. MIS/11-2016/1765/E dated 21st February, 2023.

In terms of the SEBI Listing Regulations, effective from January 1, 2022, the listed entity shall ensure that approval of shareholders for appointment of a person on the Board of Directors is taken at the next General Meeting or within a time period of three (3) months from the date of appointment, whichever is earlier and that the appointment of Director shall be subject to the approval of Members by way of an ordinary resolution. As the period of three months would conclude before AGM, the Company sought approval of Shareholders for following items of special business: (i) appointment of Shri Raj Kumar, IAS as Chairman & Director; of the Company by means of electronic voting (remote e-voting) as mentioned in Postal Ballot Notice dated 21.03.2023. The Resolution contained in Postal Ballot Notice dated 21.03.2023 was approved by requisite majority of Members through remote e-voting. Accordingly, the Resolution was declared to be passed on 08.05.2023.

The Government of Gujarat in exercise of the powers vested in it under the Articles 11 and 14-A of the Articles of Association of the Company has vide its Notification No. AIS/42-2011/858932/G dated 27th May, 2022 communicated to the Company that Shri Milind Torawane, IAS (DIN : 03632394) would hold additional charge of the post of Managing Director of the Company, w.e.f. 28th May, 2022 i.e. the date on which he took over the charge as the Managing Director of the Company upto 23rd June, 2022, or until any further orders (Interim Period), in absence of Shri Harshad Patel, IAS (DIN : 08101424), then Managing Director of the Company, being on sanctioned leave.

Thus, he was nominated as Government Director on the Board of the Company for the Interim Period. On completion of the said Interim Period, Shri Milind Torawane, IAS handed over the Additional Charge of Managing Director of the Company to Shri Harshad R Patel, IAS who resumed the powers of the Managing Director of the Company w.e.f. 23rd June, 2022. The

Office of Shri Harshad R Patel, IAS as Managing Director of the Company continued as Managing Director of the Company during the said Interim Period.

The Board of Directors of the Company, on recommendation of Nomination-cum-Remuneration Committee, appointed Smt. Shridevi Shukla as an Independent Director of the Company with effect from 12.05.2022.

The Company had sought approval of Shareholders for: (i) appointment of Smt. Shridevi Shukla as an Independent Director of the Company; (ii) To approve transactions with Related Parties; (iii) Appointment of Shri Milind Torawane, IAS as Managing Director of the Company for Interim Period, through Postal Ballot Notice dated 6th June, 2022 by means of electronic voting (remote e-voting). The said Resolutions contained in Postal Ballot Notice dated 6th June, 2022 were approved by requisite majority of Members through remote e-voting. Accordingly, all the Resolutions were declared to be passed on 30.07.2022.

The Board of Directors of the Company at its Meeting held on 04.08.2022, pursuant to the Notification No. AIS/35.2022/24/G dated 26th July, 2022 of General Administration Department, Government of Gujarat and as recommended by Nomination-cum-Remuneration Committee at its meeting held on 03.08.2022, had appointed Shri Swaroop P. IAS (DIN: 08103838) as a Non-Rotational Government Director and Managing Director of the Company w.e.f. 29.07.2022 (i.e., the date on which he took over the charge), until further orders. Approval of the Shareholders was received at 49th Annual General Meeting of the Company held on 29th September, 2022.

The Board of Directors at its Meeting held on 04.08.2022 noted transfer and resignation of Shri Harshad R. Patel, IAS as Managing Director of the Company w.e.f. 28.07.2022 pursuant to the Notification No. AIS/35.2022/24/G dated 26th July, 2022 received from General Administration Department, Government of Gujarat.

The Board places on record its sincere appreciations for the valuable services rendered by Shri Milind Torawane, IAS as Interim Managing Director and Shri Harshad R. Patel, IAS as Managing Director of the Company during their tenure as Managing Directors of the Company.

The Board of Directors of the Company through Circular Resolution dated 20th June, 2023 and in pursuant to Letter No. MIS/11-2016/1765/E dated 19th June, 2023 issued by Energy & Petrochemicals Department, Government of Gujarat and as recommended by Nomination-cum-Remuneration Committee had appointed Dr. Hasmukh Adhia, IAS (Retd.) (DIN: 00093974) as Chairman and Director of the Company w.e.f. 20.06.2023.

Approval from the Shareholders for appointment of Dr. Hasmukh Adhia, IAS (Retd.), as Chairman and Director is being sought through Postal Ballot, pursuant to the provisions of SEBI Listing Regulations and the Companies Act, 2013.

The Board of Directors at its Meeting held on 08.08.2023 noted cessation of Shri Raj Kumar, IAS as Chairman and Director of the Company w.e.f. 19.06.2023 pursuant to Letter No. MIS/11-2016/1765/E dated 19th June, 2023 issued by Energy & Petrochemicals Department, Government of Gujarat. The Board places on record its sincere appreciations for the valuable services rendered by Shri Raj Kumar, IAS, as a Chairman and Director of the Company.

Shri J.P. Gupta, IAS (DIN 01952821), Director will retire by rotation at this Annual General Meeting, and being eligible, has offered himself for re-appointment. The Board recommends his re-appointment as Director of the Company.

Brief profile of Shri J. P. Gupta, IAS, Director is forming part of the Notice of this Annual General Meeting.

Pursuant to provisions of Section 203 of the Companies Act, 2013, Shri Swaroop P. IAS on his appointment as Managing Director was also appointed as Key Managerial Personnel of the Company effective from 29.07.2022. Shri Vinayak Kudtarkar, Chief Financial Officer and Shri Sanjay S Bhatt, Company Secretary, are the Key Managerial Personnel of the Company effective from 1st June, 2019 and 14th May, 2014 respectively.

Pursuant to the Regulation of SEBI (Listing Obligations and Disclosure Requirements) Regulations, 2015, as amended time to time, there were following changes in the Senior Management :

During the year, Shri G S Paliwal, ED (Marketing) resigned on 04.05.2022. Shri J K Shah, Complex Head-Vadodara and Shri H H Salot GM (ES) have ceased to be employee of the Company due to retirement on 31.08.2022.

B. Independent Directors

Attributes, Qualifications & Independence of Directors and their Appointment

The Nomination-cum-Remuneration Committee adopted the criteria for determining qualifications, positive attributes and independence of Directors, including Independent Directors, pursuant to the Act and the Rules made thereunder and the SEBI Listing Regulations. The brief particulars of the Directors are provided in the 'Report on Corporate Governance' forming part of this Annual Report.

The Company has received declarations from the Independent Directors confirming that (a) they meet the criteria of Independence as prescribed under Section 149 of the Act and Regulation 16 of the SEBI Listing



Regulations; (b) they are not aware of any circumstance or situation, which could impair or impact their ability to discharge duties with an objective independent judgement and without any external influence; and (c) they have registered/renewed their names in the Independent Directors' Databank, pursuant to the provisions of the Companies Act, 2013 and Rules made thereunder. Further, in the opinion of the Board, the Independent Directors fulfill the conditions prescribed under the SEBI Listing Regulations and are independent of the management of the Company.

C. Board Evaluation

Pursuant to applicable provisions of the Companies Act, 2013 and the SEBI Listing Regulations, the Board carried out an annual performance evaluation of the Board, its Committees, Individual Directors, Managing Director and Chairperson. The manner in which the evaluation is carried out has been explained in the Corporate Governance Report.

D. Nomination and Remuneration Policy

The Board has on the recommendation of the Nomination-cum-Remuneration Committee, formulated a Nomination & Remuneration-cum-Board Diversity Policy for selection, appointment of Directors and Senior Management and their remuneration.

Information about the Policy is provided in the Corporate Governance Report and the said Policy may be accessed on the Company's Website at the weblink:

https://gacil.com/upload_files/482cd_GACL%20NRC%20POLICY.pdf

E. Meetings

During the year, six (06) Board Meetings and five (05) Audit Committee Meetings were held. The details of which are given in the Corporate Governance Report. The intervening gap between the Meetings held was within the period prescribed under the Companies Act, 2013 and SEBI Listing Regulations. Further, the composition and terms of reference of Audit Committee and other Committees are given in the Corporate Governance Report.

During the year under review, all recommendations of Audit Committee were accepted by the Board.

AUDITORS

A. Internal Auditors

As per the recommendation of the Audit Committee, the Board of Directors of the Company at its Meeting held on 18th June, 2020 appointed M/s. Parikh Mehta & Associates, Chartered Accountants, Vadodara as Internal Auditors for conducting Internal Audit of the Company for the period from 1st July, 2020 to 30th June, 2025.

The Internal Auditors independently evaluate the internal controls, adherence to and compliance with

the procedures, guidelines and statutory requirements. The Audit Committee of Directors periodically reviews the reports of the Internal Auditors and the corrective actions if any, are taken by the Management.

B. Statutory Auditors

M/s. K C Mehta & Co LLP, Chartered Accountants, Vadodara (Firm Reg. No. 106237W/W100829) were appointed as the Statutory Auditors of the Company for a period of five years i.e., from the conclusion of 46th Annual General Meeting till the conclusion of 51st Annual General Meeting.

As per Companies Amendment Act, 2017, the provision of Section 139(1) of the Companies Act, 2013 with respect to ratification of the appointment of Statutory Auditors by the members at every Annual General Meeting is omitted.

The Auditor's Report to the Members for the year under review does not contain any qualification, reservation or adverse remark or disclaimer.

C. Cost Auditors

The Board of Directors of the Company at its Meeting held on 8th August, 2023 has approved the appointment of M/s. Y. S Thakar & Co., Cost Accountant in practice, Vadodara (Firm Registration No. 000318) as Cost Auditors for the Financial Year 2023-24 as per the provisions of the Companies Act, 2013, subject to the approval of shareholders of the Company, to conduct the audit of Cost Records maintained by the Company at a remuneration of Rs. 3,19,000/- plus applicable GST.

As per the provisions of the Companies Act, 2013, your Directors propose the Resolution in the Notice in respect of remuneration payable to the Cost Auditors for the Financial Year 2023-24 for your ratification and approval.

The Company maintains necessary cost records as specified by the Central Government under sub-section (1) of Section 148 of the Companies Act, 2013 read with the Companies (Cost Records and Audit) Rules, 2014.

D. Secretarial Auditors

Pursuant to the provisions of Section 204 of the Companies Act, 2013 and the Companies (Appointment and Remuneration of Managerial Personnel) Rules, 2014, the Board of Directors have appointed M/s. Samdani Shah & Kabra, Practicing Company Secretaries to undertake the Secretarial Audit of the Company for the Financial Year 2022-23. The Report of the Secretarial Auditors is annexed herewith as **Annexure - 3**. The Report does not contain any qualification, reservation or adverse remark or disclaimer.

The Company has complied with Regulation 24A of the Listing Regulations. GNAL has got Secretarial

Audit carried out by Practicing Company Secretary. Copy of Secretarial Audit Report of GNAL is annexed at **Annexure-4** and is also available on the website of the Company. The Secretarial Audit Report of GNAL does not contain any qualification, reservation, adverse remark or disclaimer.

As per SEBI Circular No. CIR/CFD/CMD1/27/2019 dated 8th February, 2019 read with Regulation 24A of the Listing Regulations, Annual Secretarial Compliance Report for the year ended on 31st March, 2023 given by M/s. Samdani Shah & Kabra, Practicing Company Secretaries, Secretarial Auditors was submitted to Stock Exchanges (BSE & NSE) within prescribed time limit.

INVESTOR EDUCATION AND PROTECTION FUND (IEPF)

Transfer of Dividend and corresponding Equity Shares to the Investor Education and Protection Fund

During the Financial Year 2022-23, unclaimed dividend for the Financial Year 2014-15 aggregating Rs.19,53,306/- had been transferred to Investor Education and Protection Fund (IEPF).

The Company has also transferred Rs. 25,03,973/- (Net of Tax) to the bank account of the IEPF towards dividend declared by the Company for the Financial Year 2021-22, for such shares which were transferred to the IEPF earlier.

During the Financial Year 2022-23, the Company has also transferred 25,996 Equity Shares to the IEPF in respect of which dividends remained unclaimed for seven consecutive years, pursuant to the provisions of Section 124 of the Companies Act, 2013 read with the Investor Education and Protection Fund Authority (Accounting, Audit, Transfer and Refund) Rules, 2016, as amended.

Shareholders may claim their unclaimed dividend for the years prior to and including the Financial Year 2014-15 and the corresponding shares, if any, from the IEPF Authority by applying in the prescribed Form No. IEPF-5.

This form can be downloaded from the Website of the IEPF Authority at www.iepf.gov.in the access link of which is also available on the Company's Website at www.gacl.com under the section 'Investors'.

Attention of the Members is drawn that the unclaimed dividend for the Financial Year 2015-16 and the corresponding shares will be due for transfer to the IEPF on 19th October, 2023 for which purpose communication has been sent to all the concerned Shareholders advising them to claim their dividends, failing which the said shares will be transferred to IEPF Authority within 30 days from the said due date. Notices in this regard have also been published in newspapers. Details of such shares are available on the Company's Website under the section 'Investors'.

Details of Nodal Officer

In accordance with Rule 7(2A) of Investor Education and Protection Fund Authority (Accounting, Audit, Transfer and Refund) Rules, 2016, the details of Nodal Officer of the

Company, for the purpose of coordination with Investor Education and Protection Fund Authority are as under:

Name: Shri Sanjay S Bhatt
 Designation: Company Secretary & CGM (Legal, CC & CSR)
 Postal Address: PO : Ranoli : 391 350, Dist.: Vadodara (Gujarat)
 Telephone No.: 0265-6111453 / 0265-6111000
 Mobile No.: 7069053850
 E-mail ID: cosec@gacl.co.in

The Company has also displayed the above details of Nodal Officer at its Website at www.gacl.com

CORPORATE GOVERNANCE

The Company has been following the principles and practices of good Corporate Governance and has ensured compliance of all the requirements stipulated under the SEBI Listing Regulations.

A detailed report on Corporate Governance for the year under review along with Certificate issued by Practicing Company Secretary in terms of provisions of the SEBI Listing Regulations is attached herewith forming part of this Annual Report.

BUSINESS RESPONSIBILITY AND SUSTAINABILITY REPORT

As per the provisions of the SEBI Listing Regulations, the Business Responsibility and Sustainability Report (BRSR) containing initiatives taken by the Company from environmental, social and governance perspective is annexed herewith as **Annexure - 5** as part of this Annual Report.

PARTICULARS OF EMPLOYEES

The information pertaining to remuneration and other details of employees as required pursuant to Section 197 of the Companies Act, 2013 read with Rule 5 of the Companies (Appointment and Remuneration of Managerial Personnel) Rules, 2014, as amended, are provided in the **Annexure - 6**.

Further, there was no employee holding 2% or more of the Equity Shares of the Company during the Financial Year 2022-23.

PARTICULARS OF CONTRACTS OR ARRANGEMENTS WITH RELATED PARTIES

The Audit Committee of Directors at its Meeting held on 6th February, 2023 has accorded omnibus approval to execute transactions with related parties up to the value of Rs.1 Crore. During the Financial Year, the transactions entered into by the Company with Related Parties were in the ordinary course of business at arm's length price and/or within the omnibus approval granted by the Audit Committee. The Company has not entered into contracts / arrangements / transactions with Related Parties which could be considered material in accordance with Section 188 of the Act read with the Companies (Meetings of



Board and its Powers) Rules, 2014 and the Policy of the Company on Related Party Transactions.

Since, all the contracts / arrangements / transactions with Related Parties during the year were in the ordinary course of business and/or the same were at arm's length as well as under the special omnibus approval route and not being material transaction as defined under the Act / Rules, disclosure in Form AOC-2 under Section 134(3)(h) of the Act read with Rule 8(2) of the Companies (Accounts) Rules, 2014 is not required.

In lines with amendments in the Listing Regulations, the Policy on Related Party Transactions and Material Subsidiaries Policy was amended and approved by the Board of Directors during the Financial Year.

Policies may be accessed on the Company's Website at the weblinks:

https://gacl.com/upload_files/37a3e_Related%20Party%20Transaction.pdf and https://gacl.com/upload_files/25c45_policy_on_material_subsidaries.pdf

Your Directors draw attention of the Members to Note No. 38 to the Financial Statements which sets out Related Party disclosures.

LOANS, GUARANTEES AND INVESTMENTS

Details of Loans, Guarantees and Investments covered under the provisions of Section 186 of the Companies Act, 2013 are given in the Note No. 5,6,7,17 & 43(i)(g) of the Notes to the Financial Statements.

INSURANCE

The Company has taken adequate insurance for all its properties. The Company has also taken necessary insurance cover as required under the Public Liability Insurance Act, 1991.

The Company has D & O Liability Insurance Policy which is reviewed in terms of the quantum and risk coverage as per the Regulation 25(10) of the SEBI Listing Regulations.

LISTING REGULATIONS COMPLIANCE

Your Company's Equity Shares are listed on BSE Ltd. (BSE) and National Stock Exchange of India Ltd. (NSE) and their listing fees for the Financial Years 2022-23 and 2023-24 have been paid and the provisions of the SEBI Listing Regulations have been complied with.

ANNUAL RETURN

The Draft Annual Return of the Company as on March 31, 2023 is available on the Company's Website and can be accessed at weblink:

https://gacl.com/upload_files/588a6_Draft%20MGT%207-FY%202022-23.pdf

The Annual Return of 2022-23 in prescribed Form No. MGT-7, as required under Section 92(1) of the Companies Act, 2013 read with Rule 11 of the Companies (Management and Administration) Rules, 2014 is placed on the Company's Website at Weblink :

https://gacl.com/upload_files/28109_GACL%20FY-2021-22-Form_MGT_7%20SIGNED.pdf

The same was filed with the Registrar of Companies, Gujarat

(ROC) on Ministry of Corporate Affairs (MCA) portal within prescribed time limit.

DIVIDEND DISTRIBUTION POLICY

The Board of Directors of the Company at its Meeting held on 26th May, 2017 has adopted "Dividend Distribution Policy" effective from 26th May, 2017. The Company has further amended its "Dividend Distribution Policy" approved by the Board of Directors on 22nd May, 2023 which is applicable with effect from 22nd May, 2023 is available on the Company's Website at the link https://gacl.com/upload_files/a7fec_Dividend_Distribution_Policy.pdf

The dividend recommended by the Board for the year ended 31st March, 2023 is in accordance with the said Dividend Distribution Policy.

GENERAL INFORMATION

Your Directors state that no disclosure or reporting is required in respect of the following items since there were no transactions in these matters and/or they are not applicable to the Company during the year under review:

1. Details relating to deposits covered under Chapter V of the Act.
2. Issue of equity shares with differential rights as to dividend, voting or otherwise.
3. Issue of shares (including sweat equity shares) to employees of the Company under ESOP.
4. Issue of shares, Issue of debentures, warrants, bonds, other convertible securities or any non-convertible securities.
5. No significant or material orders were passed by the Regulators / Courts or Tribunals which would impact the going concern status of the Company and its future operations and No application made or proceeding pending under the Insolvency and Bankruptcy Code, 2016 (31 of 2016).
6. No fraud has been reported by the Auditors to the Audit Committee or the Board.
7. There has been no change in the nature of business of the Company.
8. There was no instance of one-time settlement with any Bank or Financial Institution.

Your Directors further state that your Company has constituted a Committee for prevention of Sexual Harassment of Women at Work place named as "Internal Complaint Committee-cum-Gender Equality Committee" under the provisions of the Sexual Harassment of Women at Workplace (Prevention, Prohibition and Redressal) Act, 2013 (hereinafter referred as "the said Act") to enquire into complaints and recommend appropriate action, wherever required. During the year under review, the Committee had not received any complaint of sexual harassment.

SECRETARIAL STANDARDS

During the year under review, the Company has complied with the applicable Secretarial Standards issued by the Institute of Company Secretaries of India and approved by the Central Government under Section 118(10) of the Act.

DIRECTORS' RESPONSIBILITY STATEMENT

Your Directors state that:

- a) in the preparation of the Annual Accounts for the Financial Year ended 31st March, 2023, the applicable accounting standards have been followed;
- b) the Directors had selected such accounting policies and applied them consistently and made judgments and estimates that are reasonable and prudent so as to give a true and fair view of the state of affairs of the Company as at 31st March, 2023 and of the profit of the Company for the year ended on that date;
- c) the Directors had taken proper and sufficient care for the maintenance of adequate accounting records in accordance with the provisions of the Act for safeguarding the assets of the Company and for preventing and detecting fraud and other irregularities;
- d) the Directors have prepared the annual accounts on a going concern basis;
- e) the Directors have laid down internal financial controls to be followed by the Company and that such internal financial controls are adequate and are operating effectively; and
- f) the Directors have devised proper systems to ensure compliance with the provisions of all applicable laws and that such systems are adequate and operating effectively.

MANAGEMENT DISCUSSION AND ANALYSIS

A report on Management Discussion and Analysis forms part of the Board's Report and it deals inter-alia with the Business, Operations & Financial Performance, Research & Development, Expansion & Diversification, Risk Management, Outlook, Safety & Environment, Corporate Social Responsibility, Material Development in Human Resources etc. as stipulated under the SEBI Listing Regulations.

ACKNOWLEDGEMENTS

The Board expresses its gratitude and appreciation to the Government of India, Government of Gujarat, Financial Institutions, Insurance Companies, Banks, other business associates, Promoters, Shareholders and employees of the Company for their continued support. The Directors also gratefully acknowledge all stakeholders of the Company viz.: customers, members, dealers, vendors, banks and other business partners for the excellent support received from them during the year.

The Directors place on record their sincere appreciation to all employees of the Company for their unstinted commitments and continued contribution to the Company.

For and on behalf of the Board

Sd/-
DR. HASMUKH ADHIA, IAS (Retd.)
CHAIRMAN

Place : Gandhinagar

Date : 8th August, 2023



ANNEXURE – 1 to Board's Report

Particulars of Energy Conservation, Technology Absorption and Foreign Exchange Earnings and Outgo required under Section 134(3)(m) of the Companies Act, 2013 read with Rule 8(3) of the Companies (Accounts) Rules, 2014:

A. CONSERVATION OF ENERGY:

(i) Steps taken or impact on conservation of energy:

At Vadodara Complex

1. Remembraning of 250 Nos. 5B+ Gen. element.
2. Recoating of 30 Nos. 5B Gen. element.
3. Installation of 240 KW back pressure steam turbine instead of PRV
4. Installation of 48% CSL recuperator
5. Installation of VFDs in Polished brine pumps

At Dahej Complex

1. Installation of VFD in 02 Nos of pumps in Phosphoric Acid Plant (PAP) resulting into total energy saving of 34848 KWH Per Annum.
2. Replacement of existing VAM (Vapor Absorption Machine) with new energy efficient VCM (Vapor Compression Machine) in Stable Bleaching Powder (SBP) Plant resulting into total energy saving of 3432 MKCAL Per Annum (i.e., 5107.41 MT of Steam Per Annum).
3. Modification in existing APFC Panel in Stable Bleaching Powder (SBP) Plant to reduce energy consumption resulting into total energy saving of 105408 KWH Per Annum.
4. Replacement of 02 Nos of existing Liquid Chlorine Pumps with new energy efficient Pump of different OEM in Caustic Soda Plant (CSP) resulting into total energy saving of 25124 KWH Per Annum.
5. Recoating of Electrolyzer – M in Caustic Soda Plant (CSP). The expected energy saving is 1960000 KWH Per Annum.

(ii) Steps taken by the Company for utilizing alternate sources of energy:

The Company has already installed various Wind Mills having total Wind Power capacity of 171.45 MW. In addition, the Company has also installed 35 MW Solar Power Plant to meet the Solar Renewable Purchase Obligations. The Company has installed 563 KW Solar Rooftop Power Plant at Vadodara Complex and 220 KW Solar Rooftop Power Plant and 640 KW floating solar Power Plant at Dahej. The Company has also installed and running of newly established Back Pressure Turbine (BPT) in place of existing extraction cum condensing Steam Turbine & Generator (STG) (with 1 GTG Running). The expected total energy saving is 160453 MKCAL Per Annum (The equivalent energy saving on NG consumption is 2051 SM3 Per Hour at GCV of 9880 KCAL/SM3) at the Dahej Plant.

(iii) The Capital Investment on Energy Conservation equipments:

The Company has invested Rs. 474.67 Lakhs as capital investment on Energy conservation equipment and during the financial year 2022-2023, saving of Rs.194.13 Lakhs have been achieved at Vadodara complex.

The Company has invested Rs. 163.94 Lakhs as capital investment on Energy conservation equipment and during the financial year 2022-2023, saving of Rs.158.37 Lakhs have been achieved at Dahej complex.

Further savings would be achieved during current and subsequent financial years.

B. TECHNOLOGY ABSORPTION

(i) Major efforts made towards technology absorption

For the production of Caustic Soda through electrolysis process, the Company has adopted Membrane Cell technology for which Electrolysers were imported from ThyssenKrupp, Germany. As a part of modernization/upgradation of Company had replaced old generation Electrolysers with latest generation Electrolysers, which has given benefit of lower power consumption & thereby reduction in manufacturing cost. The Company has very well absorbed technologies imported for other plants also.

(ii) The benefits derived like product improvement, cost reduction, product development or import substitute.

The R&D efforts to keep a business competitive by providing insights into the market and developing new products / services. R&D aims to improvise existing process accordingly and it resulted into the appreciable savings to the areas like, process development for refabrication of spent catalyst & new catalyst development as well as effluent treatment for Hydrogen Peroxide Plant, new import substitute for metal removal agent & raw material source for Phosphoric acid, new import substitute of UV light source for chloromethanes, Cost reduction by using captive consumption of in-house developed cooling water treatment formulations, cleaning formulations, defoamer, waste minimization and technical support to existing new coming projects and support to other departments.

(iii) Information regarding imported technology (imported during last three years)

Details of Technology imported	Technology Imported from	Year of Import	Status
Phosphoric Acid Plant at Dahej	Tenova Advanced Technology, Israel.	September 2016	Commissioned in April 2023.
Chloromethanes Plant at Dahej	Shin Etsu Chemical Company Ltd, Japan.	October 2017	Commissioned in August 2022.
Caustic Soda Expansion at Dahej	Thyssenkrupp AG, Germany.	September 2019	Commissioned in September 2022.

(iv) Expenditure incurred on Research & Development

Sr. No.	Particulars	Amount (Rs. in Lakhs)
a)	Capital	896.50
b)	Revenue	234.62
	Total (a+b)	1131.12

C. FOREIGN EXCHANGE EARNINGS AND OUTGO

1. Activities relating to export, initiatives to increase exports, Development of New export markets for Products and Services and Export Plan.

The Company has continued to maintain focus and avail of export opportunities based on market conditions. During the year under review, the Company has exported goods worth Rs.72,572.00 Lakhs (FOB Value).

2. Total Foreign Exchange Earned and Used during the Financial Year 2022-23

(Rs. in Lakhs)

Foreign Exchange earned in terms of Actual Inflow	Rs.72,572.00
Foreign Exchange outgo in terms of Actual Outflows	Rs.52,713.18

**ANNEXURE – 2 to Board’s Report****ANNUAL REPORT ON CSR ACTIVITIES FOR THE FINANCIAL YEAR 2022-23****1. A brief outline on CSR Policy of the Company:**

GACL has always been, as a conscious corporate citizen, serving the community around its business locations ever since its origin and even much before the concept of CSR took legal frame-work through Companies Act, 2013. GACL initiated various community developmental activities in a systematic way.

The CSR Policy of GACL was formed with a noble objective to ensure an increased commitment at all levels in the organization towards CSR, to operate its business in an economically, socially and environmentally sustainable manner, while recognizing the interests of all its stakeholders. GACL has aligned with the vision of the Company, through its CSR initiatives enhanced value creation in the society and in the community in which it operates. The CSR Policy, pursuant to Section 135 of the Companies Act, 2013 read with Schedule VII to the Companies Act, 2013 and the Companies (Corporate Social Responsibility Policy) Rules, 2014 as amended,

directs the Company, inter-alia, towards conducting CSR initiatives in the core focus areas of promoting education, including special education, enhancing vocational skills especially among differently-abled children, promoting health care including preventive health care and sanitation, generating livelihoods for people in rural areas, promoting and preserving traditional art, culture and heritage and conserving water and ensuring environmental sustainability. The CSR Policy of the Company may be accessed on the Company’s Website at the Weblink :

https://www.gacl.com/upload_files/987b0_CSR_POLICY.pdf

GACL Education Society (GES) is our CSR arm, through which various CSR initiatives of the Company are implemented. The Company also implements CSR projects directly in line with its CSR Policy.

Detailed projects/programs can be accessed on GES Website <https://gacleducationsociety.org/>

2. Composition of CSR Committee :

Sr. No.	Name of Director	Designation / Nature of Directorship	Number of Meetings of CSR Committee held during the year	Number of Meetings of CSR Committee attended during the year
1	Dr. Hasmukh Adhia, IAS (Retd.) Chairman (from 20.06.2023)	Non-Executive Non Independent Director	N.A.	N.A.
2	Shri Raj Kumar, IAS, Chairman (from 21.02.2023 to 19.06.2023)	Non-Executive Non Independent Director	03	N.A.*
3	Shri Pankaj Kumar, IAS (upto 01.02.2023)	Non-Executive Non Independent Director	03	1
4	Shri M K Das, IAS	Non-Executive Non Independent Director	03	2
5	Shri J P Gupta, IAS	Non-Executive Non Independent Director	03	1
6	Shri S.B Dangayach	Non-Executive Independent Director	03	3
7	Smt. Shridevi Shukla	Non-Executive Independent Director	03	2
8	Shri Swaroop P. IAS (from 29.07.2022)	Executive Director	03	2
9	Shri Harshad Patel, IAS (up to 28.07.2022)	Executive Director	03	1

* since no Corporate Social Responsibility Committee was held during 21.02.2023 to 31.03.2023.

3. Provide the Web-link (s) where composition of CSR Committee, CSR Policy and CSR Projects approved by the Board are disclosed on the Website of the Company.

Web-link where composition of CSR Committee on Company’s website is available on

https://gacl.com/upload_files/6bdea_Committee%20List%202004_08_2022.pdf

CSR Policy: https://gacl.com/upload_files/987b0_CSR_POLICY.pdf

CSR projects approved by the Board:

https://gacL.com/upload_files/f19e7_CSR_BOARD_APPROVED_PROJECTS_2022-23.pdf

4. Provide the executive summary along with web-link(s) of Impact Assessment of CSR Projects carried out in pursuance of sub-rule (3) of Rule 8, if applicable.

Impact Assessment of HARSH project was carried out by third party in pursuance of sub-rule (3) of rule 8. GACL had initiated and completed 4 initiatives as part of its CSR activities under the HARSH project in Bharuch District. To assess the impact of this social responsibility, GACL commissioned M/S. Fulcrum – Capitalizing CSR to undertake an “Impact Assessment Study on HARSH Project.”

GACL had carried out below major activities under HARSH project:

- (1) Bio – Shield, which was implemented in the Dahej region (in Suva village of Bharuch District). In this coastal region, vegetation like Mangroves, Pilu, Aal Fodder were planted. Additionally, this green belt along the coastline had helped to reduce local issues like soil erosion, saline intrusion and also created biodiversity.
- (2) In 30 project villages, under Toilet Construction Programme GACL had completed the construction of 960 toilets. This initiative is a major step towards “Zero Open Defecation” mission of India.
- (3) Sanitation Maintenance Support Programme including door to door collection of waste in 20 villages, was also a part of HARSH project. In Sanitation and Health Programme, we established community led domestic waste collection and segregated disposal system at village level.
- (4) Women Empowerment was integral part of all activities under the program. 24 Mahila Bachat Mandals were formed with 323 women members from 12 villages with Rs.7.13 lakhs total savings.

All the project activities had a unique feature i.e. “Women Empowerment” as the core and the centralize theme.

KEY OUTCOMES OF THE PROJECT:

1. HARSH project was well aligned with the need of the community and beneficiaries. It has also increased the happiness quotient of stakeholders.
2. The hygienic and sanitation levels increased not only in the households but also cleanliness increased in the surroundings.
3. The implementation of toilet and its benefits have inspired other villagers to build their own toilets. Hence the indirect impact is much higher than the toilets directly funded by GACL.
4. Due to this project, the self – confidence of female villagers and their involvement in the social activities increased.
5. The objectives of the HARSH project have been successfully achieved due to proper implementation and the social transformation in terms of women empowerment in the village.
6. It was observed that most of the toilets had high utility and were optimally utilized.

Impact Assessment Report: The Impact Assessment Report is available on the website of the Company: https://gacL.com/upload_files/edcdf_GACL_Impact_Assessment_Report.pdf

5. (a) **Average Net Profit of the Company as per sub-section (5) of Section 135:** Rs.50,701.42 lakhs
- (b) **Two percent of average Net Profit of the Company as per sub-section (5) of Section 135:** Rs.1014.03 lakhs
- (c) **Surplus arising out of the CSR Projects or Programmes or activities of the previous Financial Years:** Nil
- (d) **Amount required to be set off for the Financial Year, if any:** Nil
- (e) **Total CSR obligation for the Financial Year ((b)+(c) – (d)):** Rs.1014.03 lakhs
6. (a) **Amount spent on CSR Projects (both Ongoing Projects and other than Ongoing Projects):** Rs.7,20,41,266.61
- (b) **Amount spent in Administrative Overheads:** Rs.22,89,733.39
- (c) **Amount spent on Impact Assessment, if applicable:** Rs.1,89,000.00
- (d) **Total amount spent for the Financial Year (a+b+c):** Rs.7,45,20,000.00
- (e) **CSR amount spent or unspent for the Financial Year:**



Total Amount Spent for the Financial Year (In Rs.)	Amount Unspent (in Rs.)				
	Total Amount transferred to Unspent CSR Account as per sub-section (6) of Section 135.		Amount transferred to any fund specified under Schedule VII as per second proviso to sub-section (5) of Section 135.		
	Amount	Date of transfer	Name of the Fund	Amount	Date of transfer
7,45,20,000/-	2,68,83,000/-	21/04/2023	NIL		

(f) Excess amount for set off, if any

Sr. No.	Particular	Amount (in Rs.)
(1)	(2)	(3)
(i)	Two percent of average Net Profit of the Company as per sub-section (5) of section 135	Rs.10,14,03,000.00
(ii)	Total amount spent for the Financial Year	Rs.7,45,20,000.00
(iii)	Excess amount spent for the Financial Year [(ii)-(i)]	NIL
(iv)	Surplus arising out of the CSR projects or programmes or activities of the previous Financial Years, if any	NIL
(v)	Amount available for set off in succeeding Financial Years [(iii)-(iv)]	NIL

7. Details of Unspent CSR amount for the preceding three Financial Years:

Sr. No.	Preceding Financial Year(s)	Amount transferred to Unspent CSR Account under sub-section (6) section 135 (in Rs.)	Balance Amount in Unspent CSR Account under sub-section (6) of section 135 (in Rs.)	Amount spent in the Financial Year (in Rs.)	Amount transferred to a fund as specified under Schedule VII as per second proviso to sub-section (5) of Section 135, if any		Amount remaining to be spent in succeeding Financial Years (in Rs.)	Deficiency, if any
					Amount (in Rs.)	Date of Transfer		
1	2019-20	NIL	NIL	NIL	NIL	NIL	NIL	NIL
2	2020-21	99,42,510	99,42,510	86,09,929	13,32,581	18-04-2023	NIL	NIL
3	2021-22	6,02,96,000	6,02,96,000	1,72,38,738.76	NIL	NIL	4,30,57,261.24	NIL

8. Whether any capital assets have been created or acquired through Corporate Social Responsibility amount spent in the Financial Year:

No

9. Specify the reason(s), if the company has failed to spend two per cent of the average net profit as per sub-section (5) of Section 135.

As per the provisions of Section 135 of the Companies Act, 2013, the statutory amount (i.e.,2% of the average net profits of the last three Financial Years) that was required to be spent by the Company for various CSR activities during the Financial Year 2022-23 was Rs.1014.03 Lakhs. The Company had spent Rs.745.20 Lakhs towards various CSR activities during the Financial Year 2022-23. Rs.268.83 Lakhs of ongoing projects were transferred to "GACL Unspent Corporate Social Responsibility Account 2022-23". In this manner, GACL had met its obligation under Section 135 of the Companies Act, 2013.

Sd/-
(Swaroop P. IAS)
Managing Director

Sd/-
(Dr. Hasmukh Adhia, IAS (Retd.))
Chairman - CSR Committee

Date : 8th August, 2023

ANNEXURE – 3 to Board's Report

Form MR-3 SECRETARIAL AUDIT REPORT

For the Financial Year ended 31st March, 2023
[Pursuant to Section 204(1) of the Companies Act, 2013, Rule 9
of the Companies (Appointment and Remuneration of Managerial Personnel) Rules, 2014
and Regulation 24A of SEBI (Listing Obligations and Disclosure Requirements), Regulations, 2015]

To,
The Members,
Gujarat Alkalies and Chemicals Limited
P.O.: Ranoli – 391 350,
District: Vadodara.
Gujarat, India

We have conducted the Secretarial Audit of the compliance of applicable statutory provisions and the adherence to good corporate practices by Gujarat Alkalies and Chemicals Limited (“Company”). Secretarial Audit was conducted in a manner that provided us a reasonable basis for evaluating the corporate conducts / statutory compliances and expressing our opinion thereon.

Based on our verification of the Company's Books, Papers, Minute Books, Forms and Returns filed and other records maintained by the Company and also the information provided by the Company, its officers, agents and authorized representatives during the conduct of Secretarial Audit, we hereby report that, in our opinion, the Company has, during the audit period covering the Financial Year ended on March 31, 2023, (“review period”), complied with the statutory provisions listed hereunder and also that the Company has proper Board-Processes and Compliance-Mechanism in place to the extent, in the manner and subject to the reporting made hereinafter:

We have examined the Books, Papers, Minute Books, Forms and Returns filed and other records maintained by the Company for the period under review, according to the provisions of:

- i. The Companies Act, 2013 (“Act”) and the rules made thereunder;
- ii. The Securities Contracts (Regulation) Act, 1956 (“SCRA”) and the rules made thereunder;
- iii. The Depositories Act, 1996 and the Regulations and Bye-laws framed thereunder;
- iv. Foreign Exchange Management Act, 1999 and the rules and regulations made thereunder to the extent of Foreign Direct Investment, Overseas Direct Investment and External Commercial Borrowings;
- v. The following Regulations and Guidelines prescribed under the Securities and Exchange Board of India Act, 1992 (“SEBI Act”): -
 - (a) SEBI (Issue of Capital and Disclosure Requirements) Regulations, 2018; However, there were no actions/ events pursuant to these regulations, hence not applicable;
 - (b) SEBI (Substantial Acquisition of Shares and Takeovers) Regulations, 2011;
 - (c) SEBI (Buyback of Securities) Regulations, 2018; However, there were no actions/ events pursuant to these regulations, hence not applicable;
 - (d) SEBI (Share Based Employee Benefits and Sweat Equity) Regulations, 2021; However, there were no actions/ events pursuant to these regulations, hence not applicable;
 - (e) SEBI (Prohibition of Insider Trading) Regulations, 2015;
 - (f) SEBI (Registrars to an Issue and Share Transfer Agents) Regulations, 1993 regarding the Companies Act and dealing with client;
 - (g) SEBI (Delisting of Equity Shares) Regulations, 2021; However, there were no actions/ events pursuant to these regulations, hence not applicable;
 - (h) SEBI (Depositories and Participants) Regulations, 2018;
 - (i) SEBI (Issue and Listing of Non-Convertible Securities) Regulation, 2021; However, there were no actions/ events pursuant to these regulations, hence not applicable;

We have also examined compliance with the applicable clauses / regulations of the following:

- (i) Secretarial Standards issued by The Institute of Company Secretaries of India; and
- (ii) The Listing Agreements entered into by the Company with BSE Ltd. and National Stock Exchange of India Ltd. read with Securities and Exchange Board of India (Listing Obligations and Disclosure Requirements) Regulations, 2015.



50th Annual Report 2022-23

During the period under review the Company has complied with the provisions of the Act, Rules, Regulations, Guidelines, Standards, etc. as mentioned above.

We further report that;

- A. The Board of Directors of the Company is duly constituted with proper balance of Executive Directors, Non-Executive Directors and Independent Directors. The changes in the composition of the Board of Directors that took place during the period under review were carried out in compliance with the provisions of the Act;
- B. Adequate notice is given to all the Directors to schedule the Board Meetings, Agenda and detailed notes on Agenda were sent at least seven days in advance and a system exists for seeking and obtaining further information and clarification on the agenda items before the meeting and for meaningful participation at the meeting;
- C. As per the minutes of the meetings duly recorded and signed by the Chairman, the decisions of the Board were unanimous and no dissenting views have been recorded;
- D. There are adequate systems and processes in the Company commensurate with the size and operations of the Company to monitor and ensure compliance with all the applicable laws, rules, regulations and guidelines;
- E. During the period under review, there were no specific instances / actions in pursuance of the above referred Laws, Rules, Regulations, Guidelines, etc., having a major bearing on the Company's affairs.

Suresh Kumar Kabra

Partner

Samdani Shah & Kabra

Company Secretaries

ACS No. 9711, CP No. 9927

Place : Vadodara

Date : 8th August, 2023

UDIN : A009711E000723336

Peer Review Certificate No. 1079/2021

This Report is to be read with our letter of even date which is annexed as Appendix A and forms an integral part of this report.

Appendix - A

The Members,

Gujarat Alkalies and Chemicals Limited

P.O.: Ranoli – 391 350,

District: Vadodara

Gujarat, India

Our Secretarial Audit Report of even date is to be read along with this letter, that:

- i. Maintenance of secretarial records and compliance of the provisions of Corporate and other applicable Laws, Rules, Regulations, Standards is the responsibility of the management of the Company. Our examination was limited to the verification and audit of procedures and records on test basis. Our responsibility is to express an opinion on these secretarial records and compliances based on such verification and audit.
- ii. We have followed the audit practices and processes as were appropriate to obtain reasonable assurance about the correctness of the contents of secretarial records. The verification was done on test basis to ensure that correct facts are reflected in secretarial records. We believe that the processes and practices we followed provide a reasonable basis for our opinion.
- iii. Wherever required, we have obtained the management representation about the Compliance of Laws, Rules and Regulations and happening of events, etc.
- iv. The Secretarial Audit Report is neither an assurance as to the future viability of the Company nor of the efficacy or effectiveness with which the management has conducted the affairs of the Company.

Suresh Kumar Kabra

Partner

Samdani Shah & Kabra

Company Secretaries

ACS No. 9711, CP No. 9927

Place : Vadodara

Date : 8th August, 2023

UDIN : A009711E000723336

Peer Review Certificate No. 1079/2021

ANNEXURE – 4 to Board's Report

FORM NO. MR – 3

SECRETARIAL AUDIT REPORT

FOR THE FINANCIAL YEAR ENDED MARCH 31, 2023

[Pursuant to Section 204(1) of the Companies Act, 2013 and Rule No. 9 of The Companies (Appointment and Remuneration of Managerial Personnel) Rules, 2014]

28th April, 2023

To,
The Members,
GACL-NALCO Alkalies & Chemicals Private Limited
GACL Corporate Building – 391 350, Dist. Vadodara

I have conducted the secretarial audit of the compliance of applicable statutory provisions and the adherence to good corporate practices by **GACL-NALCO Alkalies & Chemicals Private Limited** (CIN:U24100GJ2015PTC085247)(hereinafter called 'the Company'). Secretarial Audit was conducted in a manner that provided me a reasonable basis for evaluating the corporate conducts/statutory compliances and expressing my opinion thereon.

Based on my verification of **GACL-NALCO Alkalies & Chemicals Private Limited's** books, papers, minute books, certificates, forms and returns filed and other records maintained by the Company and also the information provided by the Company, its officers, agents and authorized representatives during the conduct of secretarial audit, I hereby report that in my opinion, the Company has, during the audit period covering the financial year ended March 31, 2023, complied with the statutory provisions listed hereunder and also that the Company has proper Board-processes and compliance mechanism in place to the extent, in the manner and subject to the reporting made hereinafter.

I have examined the books, papers, minute books, forms and returns filed, and other records maintained by the Company for the financial year ended on March 31, 2023 according to the provisions of:-

- (i) The Companies Act, 2013 ('the Act') and the rules made thereunder;
- (ii) The Securities Contracts (Regulation) Act, 1956 ('SCRA') and the rules made thereunder;
- (iii) The Depositories Act, 1996 and the Regulations and bye-laws framed thereunder;
- (iv) Foreign Exchange Management Act, 1999 and the rules and regulations made thereunder to the extent of External Commercial Borrowings;
- (v) The following applicable Regulations prescribed under the Securities and Exchange Board of India Act, 1992 ('SEBI Act'):
 - a) The Securities and Exchange Board of India (Registrars to an Issue and Share Transfer Agents) Regulations, 1993, regarding the Companies Act and dealing with client;

As the Company is not listed on any Stock Exchange, none of the other Regulations under the SEBI Act are applicable to the Company except as mentioned in this report.

- (vi) Environment Protection Act, 1986 and other environmental laws;
- (vii) Explosive Act, 1864;
- (viii) Labour Laws; and
- (ix) Public Liability Insurance Act, 1991;
- (x) Electricity Act, 2003 and the Rules and Regulations notified thereunder;

I have also examined compliance with the applicable clauses of the following:-

- i) the Secretarial Standards issued by The Institute of Company Secretaries of India; and
- ii) The Securities and Exchange Board of India (Listing Obligations and Disclosure Requirements) Regulations, 2015;

The Company is not a listed entity, but the Company became a material subsidiary of Gujarat Alkalies and Chemicals Limited, a listed Company, w.e.f. 1st April, 2020 and continued to be so during the Financial Year 2022-23 as well as per Regulations 16 of the SEBI (Listing Obligations and Disclosure Requirements) Regulations, 2015.

During the period under review the Company has complied with the provisions of the Act, Rules, Regulations, Guidelines, Standards, etc., mentioned above.

I further report that –

The Board of Directors of the Company is duly constituted and all the Directors are Non-Executive Directors. The Company has appointed a Woman Director. However, Smt. Sonali Jingar, Woman Director of the Company has resigned w.e.f. 10th March, 2023. The Company informed that it is in process of appointment of Woman Director. The Company is not required to appoint any Independent Director as per Rule 4(2) of the Companies (Appointment and Qualifications of Directors) Rules, 2014 and the explanation given under Regulation 24 (1) of the SEBI (Listing Obligations and Disclosure Requirements) Regulations, 2015. During the period under review the changes in the composition of the Board of Directors were carried out in compliance with the provisions of the Act;



Adequate notice is given to all Directors to schedule the Board Meetings, agenda and detailed notes on agenda were sent at least seven days in advance, and a system exists for seeking and obtaining further information and clarifications on the agenda items before the meeting and for meaningful participation at the meeting. Urgent business, if any, is considered at a shorter notice with the consent of the Directors present. Majority decision is carried through while the dissenting members' views, if any, are captured and recorded as part of the minutes. Recording of meetings held by video conferencing are maintained by the Company.

I further report that there are adequate systems and processes in the Company commensurate with the size and operations of the Company to monitor and ensure compliance with applicable laws, rules, regulations and guidelines. I have relied on the representations made by the Company and its officers in respect of the systems and processes and mechanism formed for compliances under the applicable laws.

I further report that during the audit period, -

- i) the Company had not made any issue of equity shares or Debt Instruments during the year under report;
- ii) at the Annual General Meeting held on 22.07.2022, the members have passed an Ordinary Resolution pursuant to Section 188 of the Companies Act, 2013 to approve the Material Related Party Transaction with the holding company;
- iii) at the Extra Ordinary General Meeting held on 13.02.2023, the members have passed Special Resolutions pursuant to Section 179 and Section 180 (1)(c) & 180 (1)(a) of the Companies Act, 2013 to for increasing borrowing powers of the company from Rs. 1770 Crores to Rs. 1900 Crores and for creation of charge or mortgage on the Company's Properties of the Company to secure the borrowings up to the said limit;
- iv) There were no instances of (a) Merger / amalgamation / reconstruction etc.; and (b) Foreign technical collaborations.

CS VIJAY L VYAS

COMPANY SECRETARY IN PRACTICE

FCS No.: 1602; C P No.: 13175

UDIN NO.F001602E000219151

Peer Review Certificate: 1836/22

Place : VADODARA
Date : 28th April, 2023

To,
GACL-NALCO Alkalies & Chemicals Private Limited
GACL Corporate Building,
P.O. Ranoli-391350,
Dist. Vadodara.

28th April, 2023

My report of even date is to be read along with this letter –

1. Maintenance of Secretarial record is the responsibility of the management of the company. My responsibility is to express an opinion on these secretarial records based on my audit.
2. I have followed the audit practices and processes as were appropriate in the prevalent pandemic situation to obtain reasonable assurance about the correctness of the contents of the Secretarial records. The verification was done on test basis to ensure that correct facts are reflected in secretarial records. I believe that the processes and practices, I followed provide a reasonable basis for our opinion.
3. I have relied on the registers and records required for audit along with a declaration from the CEO and Company Secretary regarding completeness and correctness of the records and registers so provided by the Company, for the purpose of the Secretarial Audit Report for the year 2022-23.
4. I have not verified the correctness and appropriateness of financial records and Books of Accounts of the company.
5. Where ever required, I have obtained the Management Representation about the compliance of laws, rules and regulations and happening of events etc.
6. The compliance of the provisions of Corporate and other applicable laws, rules, regulations, standards is the responsibility of management. My examination was limited to the verification of procedures on test basis.
7. The Secretarial Audit report is neither an assurance as to the future viability of the company nor of the efficacy of effectiveness with which the management has conducted the affairs of the company.

Thanking you,
Yours faithfully,

CS VIJAY L VYAS

COMPANY SECRETARY IN PRACTICE

FCS: 1602 :CP: 13175

Peer Review Certificate : 1836/22

ANNEXURE – 5 to Board’s Report
BUSINESS RESPONSIBILITY AND SUSTAINABILITY REPORT
SECTION A: GENERAL DISCLOSURE

I. Details of the Listed Entity

S.No.	Requirement	Company Details
1.	Corporate Identity Number (CIN) of the Listed Entity	L24110GJ1973PLC002247
2.	Name of the Listed Entity	Gujarat Alkalies and Chemicals Limited
3.	Year of Incorporation	1973
4.	Registered office address	P.O. Ranoli - 391350, Dist. Vadodara, Gujarat, India
5.	Corporate address	P.O. Ranoli - 391350, Dist. Vadodara, Gujarat, India
6.	E-mail	investor_relations@gacl.co.in cosec@gacl.co.in
7.	Telephone	+91 265 6111000 / 7119000
8.	Website	https://gacl.com
9.	Financial year for which reporting is being done	April 2022 – March 2023
10.	Name of the Stock Exchange(s) where shares are listed	1. National Stock Exchange (NSE) of India Limited 2. Bombay Stock Exchange
11.	Paid-up Capital	73,43,69,280
12.	Name and contact details (telephone, email address) of the person who may be contacted in case of any queries on the BRSR Report.	
	Name	Shri Swaroop P. IAS
	Designation	Managing Director
	Telephone Number	0265 – 2232801/6111210
	Email Address	md@gacl.co.in
13.	Reporting boundary - Are the disclosures under this report made on a standalone basis (i.e. only for the entity) or on a consolidated basis (i.e. for the entity and all the entities which form a part of its consolidated financial statements, taken together).	
	Standalone Basis.	

II. Products/services

14. Details of business activities (accounting for 90% of the turnover):			
S. No.	Description of Main Activity	Description of Business Activity	%Of Turnover of the entity
1	Bulk Chemical Products	Manufacturing and Marketing of Chemicals	100%

15. Products/Services sold by the entity (accounting for 90% of the entity’s Turnover):			
S. No.	Products / Services	NIC Code	% of total Turnover Contributed
1	Caustic Soda Lye	201	38.60%
2	Caustic Soda Flakes	201	12.85%
3	Phosphoric Acid	201	7.00%
4	Hydrogen Peroxide	201	6.56%
5	Caustic Potash Flakes	201	5.85%



6	Aluminium Chloride	201	5.65%
7	Others	201	5.25%
8	Methylene Chloride	201	5.00%
9	Sodium Chlorate	201	3.69%
10	Potassium Carbonate	201	3.63%
11	Caustic Potash Lye	201	2.98%
12	Caustic Soda Prills	201	2.94%

III. Operations

16. Number of locations where plants and/or operations/offices of the entity are situated:

Location	Number of plants	Number of offices	Total
National	3	1	4
International	Nil	Nil	Nil

17. Markets served by the entity:

a. Number of locations

Location	Number
National (No. of states)	21
International (No. of Countries)	50

17. b. What is the contribution of exports as a percentage of the total turnover of the entity:

16.49%

17. c. A brief on types of customers

The Company serves soaps and detergents, glass, chemicals, fertilizers, textiles, water treatments, paper, pharma customers, etc. both directly as well as through dealers. Our Chlor-Alkali business supports varied range of application including production of pulp and paper, soaps, detergents, viscose fiber, zeolites, food additives, textile processing and more. The business largely serves the need of diverse and critical industries. (B2B).

IV. Employees

18. Details as at the end of Financial Year:

a. Employees and workers (including differently abled):

S. No.	Particulars	Total(A)	Male		Female	
			No. (B)	% (B / A)	No. (C)	% (C / A)
EMPLOYEES						
1.	Permanent (D)	608	589	96.88	19	3.12
2.	Other than Permanent (E)	5	5	100	0	0
3.	Total employees (D + E)	613	594	96.90	19	3.10
WORKERS						
4.	Permanent (F)	731	712	97.40	19	2.60
5.	Other than Permanent (G)	3209	3066	95.54	143	4.46
6.	Total workers (F + G)	3940	3778	95.89	162	4.11

18. b. Differently abled Employees and workers:						
S. No.	Particulars	Total(A)	Male		Female	
			No. (B)	% (B / A)	No. (C)	% (C / A)
DIFFERENTLY ABLED EMPLOYEES						
1.	Permanent (D)	5	5	100	0	0
2.	Other than Permanent (E)	0	0	0	0	0
3.	Total differently abled employees (D + E)	5	5	100	0	0
DIFFERENTLY ABLED WORKERS						
4.	Permanent (F)	4	4	100	0	0
5.	Other than permanent (G)	0	0	0	0	0
6.	Total differently-abled workers (F + G)	4	4	100	0	0

19. Participation/ Inclusion/ Representation of women			
	Total (A)	No. and percentage of Females	
		No. (B)	% (B / A)
Board of Directors	8	1	12.50
Key Management Personnel (other than MD)	2	0	0

20. Turnover rate for permanent employees and workers									
	FY 2022-23 (Turnover rate in current FY)			FY 2021-22 (Turnover rate in previous FY)			FY 2020-21 (Turnover rate in Year prior to Previous FY)		
	Male	Female	Total	Male	Female	Total	Male	Female	Total
Permanent Employees	8.45	26.92	9.24	4.58	9.52	4.75	1.89	4.55	1.98
Permanent Workers	0.14	0.00	0.14	0.00	0.00	0.00	0.25	0.00	0.25

V. Holding, Subsidiary and Associate Companies (including joint ventures)

21. a. Names of holding / subsidiary / associate companies / joint ventures				
S. No.	Name of the holding /subsidiary / associate companies / joint ventures (A)	Indicate whether holding/ Subsidiary/ Associate/ Joint Venture	% of shares held by listed entity	Does the entity indicated at column A, participate in the Business Responsibility initiatives of the listed entity?(Yes/No)
1	GACL-NALCO Alkalies and Chemicals Private Limited	Subsidiary	60%	Yes

VI. CSR Details

22. (i) Whether CSR is applicable as per section 135 of Companies Act, 2013:	Yes
(ii) Turnover (in Rs.)	INR 4,40,185.66 lakhs
(iii) Net worth (in Rs.)	INR 5,01,601.83 lakhs

VII. Transparency and Disclosures Compliances

23. Complaints/Grievances on any of the principles (Principles 1 to 9) under the National Guidelines on Responsible Business Conduct:

	Grievance Redressal Mechanism in Place (Yes/No)	FY22-23 Current Financial Year			FY21-22 Previous Financial Year		
		Number of complaints filed during the year	Number of complaints pending resolution at close of the year	Remarks	Number of complaints during the year	Number of complaints pending resolution at close of the year	Remarks
Stakeholder group from whom complaint is received	(If Yes, then provide web-link for grievance redress policy)						
Communities	Yes	0	0	Not Applicable	0	0	Not Applicable
https://www.gacl.com/upload_files/GACL%20Grievance%20Handling%20Policy.pdf							
Investors (other than shareholder)	Yes	0	0	Not Applicable	0	0	Not Applicable
https://www.gacl.com/gacl_policies.php?nv=02							
Shareholders		37	0	Not Applicable	33	0	Not Applicable
https://www.gacl.com/gacl_policies.php?nv=02							
Employees and workers	Yes	Nil	Nil	Nil	Nil	Nil	Nil
https://www.gacl.com/upload_files/GACL%20Grievance%20Handling%20Policy.pdf							
Customers	Yes	Nil	Nil	Nil	Nil	Nil	Nil
https://www.gacl.com/upload_files/GACL%20Grievance%20Handling%20Policy.pdf							
Value Chain Partners	Yes	Nil	Nil	Nil	Nil	Nil	Nil
https://www.gacl.com/upload_files/GACL%20Grievance%20Handling%20Policy.pdf							

24. Overview of the entity's material responsible business conduct issues. Please indicate material responsible business conduct and sustainability issues pertaining to environmental and social matters that present a risk or an opportunity to your business, rationale for identifying the same, approach to adapt or mitigate the risk along with its financial implications, as per the following format.

S. No.	Material issue identified	Indicate whether risk or opportunity (R/O)	Rationale for identifying the risk / opportunity	In case of risk, approach to adapt or mitigate	Financial implications of the risk or opportunity (Indicate positive or negative implications)
1	Climate Change	R	Change in climate and extreme weather condition affects the continuity of the business.	GACL has opted for climate resilient infrastructure and appropriate strategies are in place to prevent any kind of disruptions to business continuity.	N
2	Energy Consumption	R	Excessive and unaccounted energy consumption by the company may adversely impact operations.	GACL is continuously monitoring and controlling the energy consumption.	N
3	GHG & Air Emission	R	Excessive carbon emissions contribute to adverse environmental impact from regulatory perspective posing risk to the business.	GACL has initiated transition to renewable energy sources to reduce carbon footprints and emissions. GACL has been capturing CO ₂ from flue gas to produce a value added product, namely Potassium Carbonate	N
4	Renewable Energy	O	Shifting to renewable energy helps GACL in reducing operating costs, increasing profitability and meeting regulatory compliances through reduced emissions	GACL already has installed for its captive use 171.45 MW of Wind Power installation and 36.4 MW of solar installations (meeting about 25% of its total electrical energy requirements). The Company aims to increase share of Renewable energy further.	P
5	Water consumption and waste generation	R	Excessive consumption of water will impact water availability leading to water scarcity, which affects our business. Water being a substantial part of our end product, it also affects operating costs.	GACL has adopted responsible usage of water by tracking water withdrawal, consumption and discharge. Also, a part of water is recycled and reused. The Company has also planned to purify sewage water of Vadodara Municipal Corporation and use in the plant. A floating solar power plant has been installed in one of the water reservoir to reduce evaporation losses.	N

			Waste generation poses risk to regulatory compliances and increases operating costs.		
6	Compliance management	R	Any non-compliance to the statutory requirements by the Company may result into disruptions in operations, penalties, and loss of reputation.	GACL has established a system to track and address all the statutory compliances.	N
7	Labour standard, Human rights grievances & working conditions	R	Reported incidents of human rights breach, unethical labour practices within the Company leads to disruptions in operations, fine, penalties and reputational risk.	GACL has adopted policies to comply with labor laws, respect human rights and maintain healthy working conditions. Mechanisms are also in place to cater needs of the work force and address grievances of the employees and workers.	N
8	Corruption & Bribery	R	Reported instances of corruption and bribery lead to loss of credibility, adversely affecting the business.	GACL has adopted and implemented ABAC policy https://gacl.com/upload_files/GACL%20Anti%20Bribery%20and%20Anti%20Corruption%20Policy.pdf to ensure that appropriate procedures are in place to avoid any instance of corruption and bribery.	N
9	Occupational health & safety	R	GACL operates in chemical industry, hence OHS is one of the major risks for the employees and workers handling chemicals.	GACL has implemented OHS Management System and OHSEE policy. https://gacl.com/upload_files/aea7e_human_resource.jpg Regular safety training, toolbox talk, and third-party safety audit are conducted. Kindly refer to Principle 3 for more details.	N
10	Community Relations & Engagement	O	Regular interactions with the community helps in smother operations, and boosts reputation of the Company as a socially responsible corporate	Several activities for social up liftment in stakeholder communities such as education, skill development, health care, sanitation, child care, nutrition, women empowerment etc. are regularly taken up by Company. Kindly refer to Principle 8 for more details.	P

11	Sustainable Supply Chain Management	O	The Company having more than 35 products and corresponding raw materials, proximity to consumers, source of major raw materials and connectivity to rail, road and ports are vital for efficient and sustainable supply chain management	The major raw material Salt, is largely sourced from surrounding areas (within radius of 200 km), key customers are served through dedicated pipelines, a country wide dealers' network is established for reaching out to all consumers through the most efficient rail, road or sea route.	P
----	-------------------------------------	---	--	--	---

SECTION B: MANAGEMENT & PROCESS DISCLOSURE

PRINCIPLE 1	- Businesses should conduct and govern themselves with integrity, and in a manner that is Ethical, Transparent and Accountable
PRINCIPLE 2	- Businesses should provide goods and services in a manner that is sustainable and safe
PRINCIPLE 3	- Businesses should respect and promote the well-being of all employees, including those in their value chains
PRINCIPLE 4	- Businesses should respect the interests of and be responsive to all its stakeholders
PRINCIPLE 5	- Businesses should respect and promote human rights
PRINCIPLE 6	- Businesses should respect and make efforts to protect and restore the environment
PRINCIPLE 7	- Businesses, when engaging in influencing public and regulatory policy, should do so in a manner that is responsible and transparent
PRINCIPLE 8	- Businesses should promote inclusive growth and equitable development
PRINCIPLE 9	- Businesses should engage with and provide value to their consumers in a responsible manner.

I. Policy and management processes

Disclosure	P	P	P	P	P	P	P	P	P
Questions	1	2	3	4	5	6	7	8	9
1. a. Whether your entity's policy/policies cover each principle and its core elements of the NGRBCs. (Yes/No)	Y	Y	Y	Y	Y	Y	Y	Y	Y
b. Has the policy been approved by the Board? (Yes/No)	Y	Y	Y	Y	Y	Y	Y	Y	Y
c. Web Link of the Policies, if available	Y	Y	Y	Y	Y	Y	Y	Y	Y
2. Whether the entity has translated the policy into procedures. (Yes /No)	Y	Y	Y	Y	Y	Y	Y	Y	Y
3. Do the enlisted policies extend to your value chain partners? (Yes/No)	Y	Y	Y	Y	Y	Y	Y	Y	Y



4. Name of the national and international codes/certifications/labels/ standards (e.g. Forest Stewardship Council, Fairtrade, Rainforest Alliance,Trustea) standards(e.g. SA 8000, OHSAS, ISO, BIS) adopted by your entity and mapped to each principle.	Y	Y	Y	Y	Y	Y	Y	Y	Y
5. Specific commitments, goals and targets set by the entity with defined timelines, if any.	Kindly refer Note to this question								
6. Performance of the entity against the specific commitments, goals and targets along-with reasons in case the same are not met.	Kindly refer Note to this question								

Note:1. a. The Company has formulated and implemented following policies in accordance with the Principles of NGRBC-

NGRBC Principle	Name of Policy	Link of the Policy
Principle 1	<ul style="list-style-type: none"> • Anti Bribery and Anti Corruption Policy • Nomination & Remuneration-Cum-Board Diversity Policy • Business Responsibility and Sustainability Policy 	<ul style="list-style-type: none"> • https://gacl.com/upload_files/GACL%20Anti%20Bribery%20and%20Anti%20Corruption%20Policy.pdf • https://gacl.com/upload_files/482cd_GACL%20NRC%20POLICY.pdf • https://gacl.com/upload_files/0c8fc_GACL%20BRSR%20Policy.pdf
Principle 2	<ul style="list-style-type: none"> • Supply Chain Policy • Business Responsibility and Sustainability Policy 	<ul style="list-style-type: none"> • https://gacl.com/upload_files/86543_supply_chain.jpg • https://gacl.com/upload_files/0c8fc_GACL%20BRSR%20Policy.pdf
Principle 3	<ul style="list-style-type: none"> • Business Responsibility and Sustainability Policy • Human Resource Policy • Training and Development Policy • QHSEE Policy • Risk Management Policy • Grievance Handling Policy 	<ul style="list-style-type: none"> • https://gacl.com/upload_files/0c8fc_GACL%20BRSR%20Policy.pdf • https://gacl.com/upload_files/aea7e_human_resource.jpg • https://gacl.com/upload_files/25810_training.jpg • https://gacl.com/upload_files/QHSEEn_Policy_Eng.jpg • https://gacl.com/upload_files/e87ff_RISK_MANGT_POLICY.pdf • https://gacl.com/upload_files/GACL%20Grievance%20Handling%20Policy.pdf
Principle 4	<ul style="list-style-type: none"> • Risk Management Policy • Grievance Handling Policy 	<ul style="list-style-type: none"> • https://gacl.com/upload_files/e87ff_RISK_MANGT_POLICY.pdf • https://gacl.com/upload_files/GACL%20Grievance%20Handling%20Policy.pdf
Principle 5	<ul style="list-style-type: none"> • Risk Management Policy • Grievance Handling Policy 	<ul style="list-style-type: none"> • https://gacl.com/upload_files/e87ff_RISK_MANGT_POLICY.pdf • https://gacl.com/upload_files/GACL%20Grievance%20Handling%20Policy.pdf
Principle 6	<ul style="list-style-type: none"> • QHSEE Policy • Business Responsibility &Sustainability Policy 	<ul style="list-style-type: none"> • https://gacl.com/upload_files/QHSEEn_Policy_Eng.jpg • https://gacl.com/upload_files/0c8fc_GACL%20BRSR%20Policy.pdf
Principle 7	<ul style="list-style-type: none"> • Business Responsibility &Sustainability Policy 	<ul style="list-style-type: none"> • https://gacl.com/upload_files/0c8fc_GACL%20BRSR%20Policy.pdf
Principle 8	<ul style="list-style-type: none"> • Corporate Social Responsibility Policy 	<ul style="list-style-type: none"> • https://gacl.com/upload_files/987b0_CSR_POLICY.pdf
Principle 9	<ul style="list-style-type: none"> • Information Technology Cyber Security Policy • Risk Management Policy • Grievance Handling Policy 	<ul style="list-style-type: none"> • https://gacl.com/upload_files/1864e_information_technology_cyber_security_policy_GACL.pdf • https://gacl.com/upload_files/e87ff_RISK_MANGT_POLICY.pdf • https://gacl.com/upload_files/GACL%20Grievance%20Handling%20Policy.pdf

Note 4:	
Principle 3	ISO 45001:2018
Principle 6	ISO 14001:2015 and ISO 50001: 2018
Principle 9	ISO 9001:2015

Note 5 and 6: Please refer the following table.		
Principles	Objectives	Commitments
Principle 1	<ul style="list-style-type: none"> All employees shall be trained on the company's ethics policy and code of conduct by 2023-24 	<ul style="list-style-type: none"> GACL is committed towards ethical standards and avoiding any instances related to bribery, corruption and unethical practices.
Principle 2	<ul style="list-style-type: none"> By 2023-24 all major suppliers shall be assessed basis on the environmental and social parameters 	<ul style="list-style-type: none"> GACL is committed to engaging with major suppliers.
Principle 3	<ul style="list-style-type: none"> Ensure zero incidents in all operations. 	<ul style="list-style-type: none"> GACL is committed to fostering employee well-being through strong emphasis on mental health, and employee assistance programs.
Principle 4	<ul style="list-style-type: none"> Ensure enhancement in stakeholder engagement 	<ul style="list-style-type: none"> GACL is committed to engaging with stakeholders on periodic basis to boost the confidence of all the stakeholders
Principle 5	<ul style="list-style-type: none"> All employees shall be trained on the company's human rights policy by 2023-24. https://www.gacl.com/upload_files/aea7e_human_resource.jpg 	<ul style="list-style-type: none"> GACL is committed to upholding and respecting the rights of employees and workers with respect to equal opportunity, non-discrimination, safety and security.
Principle 6	<p>Waste</p> <ul style="list-style-type: none"> Adopt 4R strategy (Reduce, Reuse, Recycle and Recovery) for managing non-hazardous and hazardous waste across our operations <p>Water</p> <ul style="list-style-type: none"> Engage with communities' water stewardship program <p>Energy & Emission</p> <ul style="list-style-type: none"> Invest in renewable sources of energy across all the operations. 	<p>Waste</p> <ul style="list-style-type: none"> GACL is committed to minimizing waste by co-processing which can be used as input or others. <p>Water</p> <ul style="list-style-type: none"> GACL is committed to reducing our water footprint and across our operations <p>Energy & Emission</p> <ul style="list-style-type: none"> GACL is committed to reducing GHG emissions in operations by creating GHG inventory of scope 1 and 2 emissions
Principle 7	Ensure to participate more with public and regulatory policy, in a manner that is responsible and transparent	GACL is committed to enabling more initiative to participate more with various trade representation for this purpose in a responsible and transparent manner.
Principle 8	Ensure enhancement in inclusive growth and equitable development	GACL is committed to enabling initiatives towards community development.
Principle 9	Ensure enhancement in value addition to the consumers.	GACL is committed to enhance value to its customers by periodically engaging with them to identify their needs and expectations.



II. Governance, Leadership and Oversight

7. Statement by director responsible for the business responsibility report, highlighting ESG related challenges, targets and achievements (listed entity has flexibility regarding the placement of this disclosure).

Right from its inception in 1973, Gujarat Alkalies and Chemicals Limited has remained a very progressive, forward looking and socially responsible corporation. As a result, in its 50th year since inception, the Company is proud to look back at its trajectory of last 50 years, wherein from a very modest start with a caustic soda manufacturing capacity of 37425 MTA, the Company today enjoys the lion's share in the market with 8,52,750 MTA of Caustic Soda. This has been a phenomenal and sustainable growth journey, which also demonstrated company's commitment towards diversification, inclusive growth, environment protection, conservation of natural resources and increasing use of renewable energy.

The Company has earned its reputation amongst its customers as a dependable, ethical, transparent and accountable supplier. At the same time, the Company remained committed to meeting expectations of all other stakeholders, including employees, suppliers, investors, regulators, statutory bodies, neighbours, and community at large.

Envisioning towards a dynamic, modern, and eco-friendly chemical company with enduring ethics and values in India, we at Gujarat Alkalies and Chemicals Ltd. are always responsible and sensitive towards environment, Social and Governance. Under the broader umbrella of Environment, Social, and Governance (ESG) we at GACL perform our business with the utmost responsible manner. We are always committed towards highest ethical standards and to ensure products and processes to be of the highest quality, we always look for continuous development of our process and performance. We at GACL always ensure to comply with all applicable legislations and other requirements which we subscribe.

The major factors, amongst others, which have contributed to Company's sustainable growth journey are as under:

Embracing new technologies

At a very early stage of its growth journey, way back in 1989, the Company played a trend-setter's role in Caustic Soda Industry in India by switching over to the membrane-based process from mercury-based process, which gave a great boost to its efforts towards cleaner technology, environment protection and energy conservation. The Company was very first in India to use single loop controllers for process automation, way back in 1986. Since then, the Company has always been on fore-front to update its technologies and processes from time-to-time.

Diversified Product Portfolio

The Company's diversified product portfolio, built over the years through forward integration, comprising more than 35 products as of now, has significantly reduced Company's dependence on Caustic soda group of products, thus building its resilience for sustaining during cyclic changes in caustic soda industry.

The Company's products are used as feedstock by diverse industries like, aluminium, textiles, rayon, soaps & detergents, pulp & paper, fine chemicals, dyes, paints, pharmaceuticals, agrochemicals, metal treatment, petroleum refining, polymers & plastics, fertilisers, refrigerants, propellants, disinfectants, sugar refining, beverages, food preservatives, effluent treatment and drinking water purification. The Company is proud to be a partner in supply of clean drinking water to the community with use of its unique product, poly aluminium chloride, being used by several local bodies like Delhi Jal Board, Bruhad Mumbai Municipal Corporation, and many other municipal corporations across the country.

In most cases, the Company's products, for their consistent quality and dependability, earn premium over similar products offered by our peers. As a result, most of the plants are operating at close to or higher than their rated capacities.

Diversified Energy Sourcing

The Company's operation are highly energy intensive. The Company maintains diverse sources for electrical power supply which include Company's own gas based power plant at Dahej, participation in a gas based power plant of GIPCL at Vadodara, power sourced from exchange, back-to-back power supply arrangements from a thermal power plant through GUVNL, grid power and, the most importantly, from its own Captive Renewable Wind and Solar Plants of more than 208 MW capacity, which contribute to the extent of about 25% of Company's electrical power requirement. The Company also uses hydrogen (produced as co-product in its operations) as a fuel, which helps reducing Company's carbon footprint to a significant extent.

Efficient Supply Chain Management

The Company sources its major raw material salt from a large number of Micro, Small and Medium Sized salt manufacturers located within a radius of about 200 KM. The Company also provides technical assistance to these salt producers for efficient salt farming and production of high-quality salt. These arrangements not only ensure the best quality requiring minimum consumption of chemicals for further purifications but also a dependable supply chain. Similarly, owing to the proximity of rail, road and sea transport facilities, the Company is able to transport its products at far away destinations with reasonable costs. The Company also has a country wide strong dealer network, which serves as extended arms of the Company in reaching out to all the end users of its products. The Company also serves many of its nearby customers through dedicated pipelines.

Continuous learning and innovation

We believe in continuous learning and upgradation which is the key to the sustainable growth in our business. The adaptation to the most modern technologies, efficient processes, and minimum wastages have not only helped the company in maximising discharging its responsibilities to the society at large, but have also helped in optimizing the operating cost.

With this we are happy to share that, we have developed improved process for manufacturing high purity guaiacol, cold water-soluble methyl cellulose, High Purity Vanillin, Cold Water-Soluble Hydroxy Propyl Methyl Cellulose. In addition to this, we have developed improved process for the crystallization for manufacturing sodium percarbonate powder and treating sodium cyanide containing liquid effluent on Industrial scale. Also, we have developed improved process to produce hydrazine hydrate as well, for which commercial production has already commenced. Contributing towards "AatmaNirbhar Bharat Abhiyan" GACL had considered putting up a plant to manufacture Hydrazine Hydrate (N₂-H₄.H₂O) for which our country is mostly dependent on other countries. The indigenous environment friendly technology developed by us is our contribution towards the dream of our nation i.e., "Make in India". For this, we had closely collaborated with the Indian Institute of chemical technology (Hyderabad), one of the leading CSIR laboratories and received joint patent in India and USA for this process.

In GACL we have strategized water recycling plan and initiatives for water conservation which is being taken care of by our R & D Department. We had developed In-house Scale Corrosion Inhibitors (i.e. Scalewins) and Biocides (i.e. Biowins) formulations, which are used to control Scale, Corrosion, Fouling and Biological growth in Cooling Water System. Here, the cooling water treatment is carried out with in-house tailor-made formulations as per need of cooling water system. For this, our R&D team provide the required technical support. The role of these formulations is to control scale & corrosion of cooling water system and conserve large quantity of water by means of increase in Cycle of Concentration (COC) of cooling towers. We achieved high COC with this treatment. We are happy to share that during the scarcity of water in Dahej area all cooling towers of each plant could be run without regular blowdown using our formulation and treatment while achieving same performance as standards of cooling towers.

Responsible Corporate Citizenship

We at GACL believe that development of the society where we live, can lead us to new heights and successes in our business. Under CSR activities for the development of the community we are continuously working on areas like promotion of education, Home for Mentally Differently abled Children/Special children (HMDC), healthcare, hygiene & sanitation, sustainable livelihood, skill development, promotion of art, culture, and heritage, and water conservation. In addition to this, we also emphasize on projects of human development index. In several education projects, we broadly map rural infrastructure gaps and intervene to provide required infrastructures, including construction and refurbishment of Anganwadis, community halls, housing, high mast towers, classroom projects, providing teachers in secondary schools & mid-day meals. To emerge as a model and exemplary organization in the field of social work, we are working towards holistic growth and sustainable development of communities at large with focused social upliftment.

We at GACL always give priorities to holistic growth encompassing development on environment, social and governance fronts. We have also been continuously nurturing environment through development of green belts, prevention of soil erosion, rain water harvesting and installations of renewable energy sources.

It is evident that our sustained growth over a period of half a century is the result of our holistic approach as described above. We intend to continue growth in our business together with our valuable contribution in the growth and upliftment of all our stakeholders. We remain committed to sustainability achieved through these means.



8. Details of the highest authority responsible for implementation and oversight of the Business Responsibility policy(ies).

The Managing Director, Chief Financial Officer and Company Secretary of the Company shall be jointly and severally responsible for implementing the Business Responsibility Sustainability Policy. The Managing Director of GACL shall be the Head of Business Responsibility and Sustainability and will oversee the implementation of the Policy.

9. Does the entity have a specified Committee of the Board/ Director responsible for decision making on sustainability related issues? (Yes / No). If yes, provide details.

Yes. The Board of Directors of the Company has constituted ESG Committee.
The said Committee is responsible to review and approve the action plan formulated by the Company to carry out its Business Responsibility and Sustainability Report (BRSR) and Environmental, Social, and Governance (ESG) obligations and to recommend the same to the Board, from time to time.

10. Details of Review of NGRBCs by the Company:

Subject for Review	Indicate whether review was undertaken by Director / Committee of the Board/ Any other Committee									Frequency (Annually/ Half yearly/ Quarterly/ Any other – please specify)								
	P	P	P	P	P	P	P	P	P	P	P	P	P	P	P	P	P	
	1	2	3	4	5	6	7	8	9	1	2	3	4	5	6	7	8	9
Performance against above policies and follow up action	All the ESG Policies are reviewed by the Managing Director, Chief Financial Officer, and Company Secretary of the Company on periodic basis.																	
Compliance with statutory requirements of relevance to the principles, and rectification of any non-compliances	All the policies are evaluated to determine their effectiveness in accordance with the latest developments in ESG space pertaining to applicable national/international standards and legislative requirements. If required, appropriate changes are made to the policies and same are duly communicated to all stakeholders.																	

11. Has the entity carried out independent assessment/ evaluation of the working of its policies by an external agency? (Yes/No). If yes, provide name of the agency.

P1	P2	P3	P4	P5	P6	P7	P8	P9
GACL is looking forward to carrying out an independent assessment/ evaluation of the implemented policies by an external agency.								

12. If answer to question (1) above is “No” i.e. not all Principles are covered by a policy, reasons to be stated:

Not Applicable.
GACL has formulated policies in accordance with nine NGRBC principles. Kindly refer to explanation of Question 1, Section B of BRSR.

SECTION C : PRINCIPLE WISE PERFORMANCE DISCLOSURE

PRINCIPLE 1 - BUSINESSES SHOULD CONDUCT AND GOVERN THEMSELVES WITH INTEGRITY, AND IN A MANNER THAT IS ETHICAL, TRANSPARENT AND ACCOUNTABLE.

ESSENTIAL INDICATORS

1. Percentage coverage by training and awareness programmes on any of the principles during the financial year:			
Segment	Total number of training and awareness programmes held	Topics / principles covered under the training and its impact	%age of persons in respective category covered by the awareness programmes
Board of Directors	5	<ul style="list-style-type: none"> • Vigil Mechanism-cum-whistle blower policy • Prohibition of Insider Trading • Code of Conduct of the Company • Training on the principles of BRSR and GACL policies • Training on Cyber Security Awareness 	100%
Key Managerial Personnel	5		100%
Employees other than BoD and KMPs	27	<ul style="list-style-type: none"> • Trainings on safety in chemical plants • Training on English proficiency and development of management skills • Training on emergency response plan and fire fighting • Training on compliance management and statutory requirements in chemical industry • Energy conservation • Mental & Physical Health • POSH 	100%
Workers	1	<ul style="list-style-type: none"> • POSH • Trainings on safety in chemical plants • Training on emergency response plan and fire 	100%

2. Details of fines / penalties /punishment/ award/ compounding fees/ settlement amount paid in proceedings (by the entity or by directors / KMPs) with regulators/ law enforcement agencies/ judicial institutions, in the financial year, in the following format (Note: the entity shall make disclosures on the basis of materiality as specified in Regulation 30 of SEBI (Listing Obligations and Disclosure Requirements) Regulations, 2015 and as disclosed on the entity's website):

GACL has not received any form of fine/ penalties/ punishment/ award/ compounding fees for the reporting period.

Monetary					
	NGRBC Principle	Name of the regulatory/ enforcement agencies/judicial institutions	Amount (In INR)	Brief of the Case	Has an appeal been preferred? (Yes/No)
Penalty/ Fine	Nil	Nil	Nil	Nil	Nil
Settlement	Nil	Nil	Nil	Nil	Nil
Compounding fee	Nil	Nil	Nil	Nil	Nil



Non-Monetary					
	NGRBC Principle	Name of the regulatory/ enforcement agencies/judicial institutions	Amount (In INR)	Brief of the Case	Has an appeal been preferred? (Yes/No)
Imprisonment	Nil	Nil	Nil	Nil	Nil
Punishment	Nil	Nil	Nil	Nil	Nil

3. Of the instances disclosed in Question 2 above, details of the Appeal/ Revision preferred in cases where monetary or non-monetary action has been appealed.

Case Details	Name of the regulatory/ enforcement agencies/ judicial institutions
Not Applicable. GACL has not received any form of fine/ penalties/ punishment/ award/ compounding fees against any of the NGRBC Principles for the reporting period.	

4. Does the entity have an anti-corruption or anti-bribery policy? If yes, provide details in brief and if available, provide a web-link to the policy.

Yes. The policy applies to all employees (whether permanent, fixed term, or temporary) and personnel resources provided by third parties on a contractual and all Business Partners including consultants, contractors, their respective employees, trainees, seconded staff, casual workers, volunteers and interns working for GACL. The policy ensures that appropriate anti-corruption and anti-bribery procedures are in place across GACL to avoid any violations of applicable laws and regulations so that GACL does not engage in illegal, bribery and corruption practices. The policy is being hosted on the GACL's official webpage.
https://www.gacl.com/upload_files/GACL%20Anti%20Bribery%20and%20Anti%20Corruption%20Policy.pdf

5. Number of Directors/KMPs/employees/workers against whom disciplinary action was taken by any law enforcement agency for the charges of bribery/ corruption:

	FY 2022-23 (Current Financial Year)	FY 2021-22 (Previous Financial Year)
Directors	Nil	Nil
KMPs	Nil	Nil
Employees	Nil	Nil
Workers	Nil	Nil

6. Details of complaints with regard to conflict of interest:

	FY 2022-23 (Current Financial Year)		FY 2021-22 (Previous Financial Year)	
	Number	Remarks	Number	Remarks
Number of complaints received in relation to issues of Conflict of Interest of the Director	Nil	Nil	Nil	Nil
Number of complaints received in relation to issues of Conflict of Interest of the KMPs	Nil	Nil	Nil	Nil

7. Provide details of any corrective action taken or underway on issues related to fines / penalties / action taken by regulators/ law enforcement agencies/ judicial institutions, on cases of corruption and conflicts of interest.

Not Applicable. GACL has not received any form of penalties for any of the NGRBC Principles for the reporting period.

PRINCIPLE 2 - BUSINESSES SHOULD PROVIDE GOODS AND SERVICES IN A MANNER THAT IS SUSTAINABLE AND SAFE.

ESSENTIAL INDICATORS

1. Percentage of R&D and capital expenditure (capex) investments in specific technologies to improve the environmental and social impacts of product and processes to total R&D and capex investments made by the entity, respectively.			
	Current FY 22-23	Previous FY 21-22	Details of improvement in environmental & social impacts
R&D	-	-	
Capex	0.6%	2%	Modification in CCU, installation of dual fire burner, installation of steam turbine and other VFDs.

2. a. Does the entity have procedures in place for sustainable sourcing? (Yes/No)

Yes. GACL has established practices to ensure sustainable sourcing of key raw materials. A supply chain and purchase policy in place. The policy is available at https://www.gacl.com/upload_files/86543_supply_chain.jpg

Few major activities of sustainable sourcing are mentioned hereunder:

Our Company has a policy of procurement which reflects sustainable sourcing taking into consideration economical aspect in procurement, environmental friendly processes and giving due weightage to social aspects.

In our endeavor of sustainable sourcing we have appealed all our major suppliers to adopt sustainable sourcing in their business.

One of the major raw materials is Salt which is a natural product being produced from either sea water or from subsoil water by natural evaporation process in sun light. No chemical which may harm environment is used during manufacturing process. It is transported in bulk in vehicle and no packaging material is used. Considering environment friendly usage, we had changed specifications of Salt from July 2017 and washed Salt is used at both the complexes. By using improved quality salt, chemical consumption and sludge generation has reduced considerably. We procure about 8 (eight) lakhs MT of Salt for Baroda & Dahej complexes from the manufacturers who have salt works spread over different locations within State and these comprise very small to large manufacturers. We have been using Rail rakes instead of Trucks for transportation of major quantity of Salt from faraway places like Maliya, Gandhidham which is eco-friendly means of transportation.

Another major raw materials are Potassium Chloride and Rock Phosphate which are natural materials available in the mines. Both these are imported materials from Canada & Jordan and annual consumption is about 0.60 Lakhs MT & 1.60 Lakhs MT respectively for manufacturing of Potassium Hydroxide & Phosphoric Acid respectively.

Being natural material no processing is required for meeting our requirement and hence no chemicals are consumed. Both the materials are transported in bulk by ship by aggregating the requirement of multiple users thus saving in fuel consumption. Local transportation of Rock Phosphate is also done in bulk. However, local transportation of Potassium Chloride is done in bags which are reusable & recycled. Both these materials are nonhazardous and not harmful to the operating people.

Packaging materials like carboys, barrels, bags etc. which are used for filling the finished products are procured from the nearby sources and from small vendors. These packaging materials can be recycled & reused for other purposes. In procurement of certain raw materials like Lime, Alumina Tri Hydrate we have changed packaging size from 50 kg to jumbo bag of 1 MT. Jumbo bags can be reused for other purposes.

We support MSME vendors, procure material from them, strive to release payment to them as per government directives and indirectly help to create employment.

We have multiple sources of power viz. renewable energy and state grid. We are sourcing natural gas from GAIL and GSPL.

For entire (100%) procurement of our Company, we follow Procurement Policy of our Company that supports sustainable sourcing.

2. b. If yes, what percentage of inputs were sourced sustainably?

Majority inputs were sourced sustainably. GACL is committed to ensure further sustainable sourcing to optimize the sources of supply.



3. Describe the processes in place to safely reclaim your products for reusing, recycling and disposing at the end of life, for (a) Plastics (including packaging) (b) E-waste (c) Hazardous waste and (d) other waste.

Plastic waste, Battery waste and E-waste are sent to approved GPCB approved recyclers. Hazardous wastes are disposed of as per the Hazardous & Other waste (Management & Transboundary Movement) Rules-2016 and its amendments. Sludge materials are being sent for land filling.

Liquid and solid types of organic hazardous waste are sent to GPCB approved incinerators or pre-processors. The final product is being used as fuel in cement industries. Spent oil is being sent to GPCB approved recycler.

Biomedical waste is generated in very low quantities and sent to approved GPCB incinerator.

4. Whether Extended Producer Responsibility (EPR) is applicable to the entity's activities (Yes / No). If yes, whether the waste collection plan is in line with the Extended Producer Responsibility (EPR) plan submitted to Pollution Control Boards? If not, provide steps taken to address the same.

GACL does not fall under the ambit of Extended Producer Responsibility (EPR), as per the waste management rules (the E-Waste Management Rules 2016, 2018 and 2023, the Plastic Waste Management Rules 2016 and the Battery Waste Management Rules 2022) formulated by Central Government. No consumer products are manufactured by GACL involves plastic, electrical component, and battery. Hence, Extended Producer Responsibility (EPR) is not applicable.

PRINCIPLE 3 - BUSINESSES SHOULD RESPECT AND PROMOTE THE WELL-BEING OF ALL EMPLOYEES, INCLUDING THOSE IN THEIR VALUE CHAINS.

ESSENTIAL INDICATORS

1. Well-being:

a. Details of measures for the well-being of employees:

Category	% Of employees covered by										
	Total (A)	Health insurance		Accident Insurance		Maternity Benefits		Paternity Benefits		Day Care facilities	
		Number (B)	% (B/A)	Number (C)	% (C/A)	Number (D)	% (D/A)	Number (E)	% (E/A)	Number (F)	% (F/A)
Permanent Employees											
Male	589	589	100	589	100	0	0	0	0	0	0
Female	19	19	100	19	100	19	100	0	0	0	0
Total	608	608	100	608	100	19	3.13	0	0	0	0
Other than Permanent Employees											
Male	5	5	100	5	100	0	0	0	0	0	0
Female	0	0	0	0	0	0	0	0	0	0	0
Total	5	5	100	5	100	0	0	0	0	0	0

1. b. Details of measures for the well-being of workers:

Category	% Of workers covered by										
	Total (A)	Health insurance		Accident Insurance		Maternity Benefits		Paternity Benefits		Day Care facilities	
		Number (B)	% (B/A)	Number (C)	% (C/A)	Number (D)	% (D/A)	Number (E)	% (E/A)	Number (F)	% (F/A)
Permanent workers											
Male	712	712	100	712	100	0	0	0	0	0	0
Female	19	19	100	19	100	19	100	0	0	0	0
Total	731	731	100	731	100	19	2.60	0	0	0	0

Other than Permanent workers											
Male	3066	3066	100	3066	100	0	0	0	0	0	0
Female	143	143	100	143	100	143	100	0	0	0	0
Total	3209	3209	100	3209	100	143	4.46	0	0	0	0

2. Details of retirement benefits, for Current FY and Previous Financial Year.

Benefits	FY 2022-23 Current Financial Year			FY 2021-22 Previous Financial Year		
	No. of employees covered as a % of total employees	No. of workers covered as a % of total workers	Deducted and deposited with the authority (Y/N/N.A.)	No. of employees covered as a % of total employees	No. of workers covered as a % of total workers	Deducted and deposited with the authority (Y/N/N.A.)
ESI	-	100%	Yes	-	100%	Yes
PF	99.18%	100%	Yes	99.3%	100%	Yes
Gratuity	99.18%	23%	Yes	99.3%	32%	Yes
Others	-	-	-	-	-	-

Note: (1) Workers sourced through 3rd Party are provided PF and ESI benefits.

(2) Employees retained as Consultants / Advisors after attaining superannuation age are not covered under PF and Gratuity.

3. Accessibility of workplaces - Are the premises / offices of the entity accessible to differently abled employees and workers, as per the requirements of the Rights of Persons with Disabilities Act, 2016? If not, whether any steps are being taken by the entity in this regard.

Yes.

4. Does the entity have an equal opportunity policy as per the Rights of Persons with Disabilities Act, 2016? If so, provide a web-link to the policy.

Yes, BRSR policy of GACL has equal opportunity clause which is available at

https://www.gacl.com/upload_files/0c8fc_GACL%20BRSR%20Policy.pdf

GACL believes in providing equal opportunity for all. It is reflected in company's website whenever a new position for recruitment is open. However, GACL is in the process to establish and implement the equal opportunity policy.

5. Return to work and Retention rates of permanent employees and workers that took parental leave.

Gender	Permanent Employees		Permanent Workers	
	Return to work rate (%)	Retention rate (%)	Return to work rate (%)	Retention rate (%)
Male	NA	NA	NA	NA
Female	100	100	100	100
Total	100	100	100	100

6. Is there a mechanism available to receive & redress grievances for the following categories of employees & workers? If yes, give details of the mechanism in brief.

	Yes/No (If Yes, then give details of the mechanism in brief)
Permanent Workers	Yes, GACL has a grievance redressal mechanism in place and Industrial Relation Committee comprising of Sr. Executives and Representatives of Permanent Workers.
Other than Permanent Workers	

Permanent Employees	<p>GACL has a Grievance Redressal Procedure for all the stakeholders available on the website : https://www.gacl.com/upload_files/GACL%20Grievance%20Handling%20Policy.pdf</p> <p>GACL has established Grievance Handling Committee and is responsible for investigating the grievance and liaising with the stakeholders, developing resolutions and actions to rectify any issues. All grievances are received by HR and the Grievance Handling committee are acknowledged within 5 days of receiving. The committee is responsible to investigate the matter in coordination with the concerned employee and communicate with relevant stakeholders to resolve the complaint.</p>
Other than Permanent Employees	

7. Membership of employees & workers in association(s) or Unions recognized by the listed entity:						
Category	FY 2022-23 (Current Financial Year)			FY 2021-22 (Previous Financial Year)		
	Total employees / workers in respective category (A)	No. of employees / workers in respective category, who are part of association(s) or Union (B)	% (B / A)	Total employees / workers in respective category (C)	No. of employees / workers in respective category, who are part of association(s) or Union (D)	% (D / C)
Total Permanent Employee						
Male	0	0	0	0	0	0
Female	0	0	0	0	0	0
Total Permanent Workers						
Male	712	678	95.22	731	714	97.67
Female	19	15	78.95	17	15	88.24

8. Details of training given to employees & workers:										
Category	FY 2022-23 (Current Financial Year)					FY 2021-22 (Previous Financial Year)				
	Total (A)	On Health and Safety Measures		On Skills upgradation		Total (D)	On Health and Safety Measures		On Skills upgradation	
		No. (B)	% (B/A)	No. (C)	% (C/A)		No. (E)	% (E/D)	No. (F)	% (F/D)
Employees										
Male	594	594	100	594	100	575	343	59.65	343	59.65
Female	19	19	100	19	100	26	26	100	26	100
Total	613	613	100	613	100	601	369	61.40	369	61.40
Workers										
Male	3778	3778	100	3778	100	2829	1754	62	1754	62
Female	162	162	100	162	100	112	112	100	112	100
Total	3940	3940	100	3940	100	2941	1866	63.45	1866	63.45

9. Details of performance & career development reviews of employees & workers:						
Category	FY 2022-23 (Current Financial Year)			FY 2021-22 (Previous Financial Year)		
	Total (A)	No. (B)	% (B/A)	Total (D)	No. (C)	% (D/C)
Employees						
Male	594	594	100	575	575	100
Female	19	19	100	26	26	100
Total	613	613	100	601	601	100
Workers						
Male	899	899	100	923	923	100
Female	20	20	100	18	18	100
Total	919	919	100	941	941	100

10. Health and safety management system:

a. Whether an occupational health and safety management system has been implemented by the entity? (Yes/ No). If yes, the coverage of such system?

Yes, GACL has established an Occupational Health and Safety Management System in line ISO 45001:2018 standard requirements. All the business units of GACL are certified with ISO 45001:2018. GACL has established an QHSEE policy https://www.gacl.com/upload_files/QHSEEn_Policy_Eng.jpg to carry out daily operations in line with all the applicable legal and requirements pertaining to health & safety. GACL also organizes various health and safety trainings for the employees including contractors for the effective implementation of health and safety management system. GACL has constituted a safety committee which meets quarterly and have participation from management and non-management. Proper measures are taken with respect to use of PPEs within the site. Every month safety trainings are conducted for employees and workers. Toolbox talks are organized as and when required. GACL has implemented emergency response plan and training on the same is imparted.

b. What are the processes used to identify work-related hazards and assess risks on a routine and non-routine basis by the entity?

GACL has implemented HIRA as per ISO requirements which is yearly reviewed. Job safety analysis is conducted by safety team to identify work related risks. All the information is manually recorded. GACL has an incident accident reporting mechanism. Plant head is informed for the incident from the workers and investigation is conducted against it. Subsequently, suggestion and corrective actions are taken.

c. Whether you have processes for workers to report the work-related hazards and to remove themselves from such risks. (Y/N)

Workers can report work-related hazards and remove themselves from such risks by communicating to safety officers during daily plant round. GACL has also implemented safety permit system.

d. Do the employees/ worker of the entity have access to non-occupational medical and healthcare services? (Yes/ No)

GACL Employees and Permanent Workers as well as their dependent family members have either access to non-occupational medical and health care services at empaneled hospitals and medical centers or reimbursement of Medclaim premium subject to a ceiling amount. The non-permanent workers are covered under Employees State Insurance Scheme and Workmen Compensation Policy for non-occupational medical assistance. The Company also reimburses Medclaim insurance premium subject to a ceiling amount to all its retired employees and surviving spouse.



11. Details of safety-related incidents in the following format:

Safety Incident/Number	Category	FY 2022-23 Current Financial Year	FY 2021-22 Previous Financial Year
Lost Time Injury Frequency Rate (LTIFR) (per one million-person hours worked)	Employees	0.08	0.38
	Workers		
Total recordable work-related injuries	Employees	12	15
	Workers		
No. of fatalities	Employees	0	0
	Workers	0	0
High consequence work-related injury or ill-health (excluding fatalities)	Employees	0	0
	Workers	0	0

12. Describe the measures taken by the entity to ensure a safe and healthy workplace.

GACL has a dedicated team to take decisions for ensuring safe and healthy workplace. GACL is organized quiz competitions, poster making, elocution on safety topics and celebrating safety week. All the winners are provided with certificates and prize money. Apart from these activities, the company conducts training and awareness sessions on safety in chemical industry, emergency response plan, toolboxtalks, fire safety etc. GACL has a robust firefighting system comprising of fire hydrants, smoke detectors, fire extinguishers, public address system. Mock drill on fire safety is also organized by the GACL provides first-hand experience to the employees and workers. GACL has published a pocketbook on safety for quick reference to employees and workers. All the departments including contractors have taken safety oath to adhere to the safety measures within the GACL's premises. An annual external audit of the safety system is being conducted and monthly internal safety audit also being conducted to review the performance of Occupational Health and Safety Management System.

13. Number of Complaints on the following made by employees & workers:

	FY 2022-23 (Current Financial Year)			FY 2021-22 (Previous Financial Year)		
	Filed during the year	Pending resolution at the end of year	Remarks	Filed during the year	Pending resolution at the end of year	Remarks
Working Conditions	Nil	Nil	Nil	Nil	Nil	Nil
Health & Safety	Nil	Nil	Nil	Nil	Nil	Nil

14. Assessments for the year:

	% Of your plants and offices that were assessed (by entity or statutory authorities or third parties)
Health and safety practices	100%
Working Conditions	100%

Note: Annually as per MSISC requirement safety audit is conducted by a third party namely G&G EHS Consultant.

15. Provide details of any corrective action taken or underway to address safety-related incidents (if any) and on significant risks / concerns arising from assessments of health & safety practices and working conditions.

GACL has implemented corrective actions suggested in the safety audit conducted by the third party. Such as, bag stacking was eliminated because it caused injury. The safety manual and on-site emergency plans were updated. Assembly points were shifted from the center to the boundary of the company to make it more convenient.

PRINCIPLE 4 - BUSINESSES SHOULD RESPECT THE INTERESTS OF AND BE RESPONSIVE TO ALL ITS STAKEHOLDERS.

ESSENTIAL INDICATORS

1. Describe the processes for identifying key stakeholder groups of the entity.

GACL has identified stakeholders as individuals or groups that have interests that are affected or could be affected by our business activities. Based on the identification, GACL has categorized them into internal and external groups. GACL believes in engaging with stakeholders on a periodic basis to understand their expectations and concerns and address them. GACL has identified the following stakeholder groups:

S.No.	Stakeholder Group	Importance
1	Employees and Contractual workforce	Employees and contractual workforce ensure the smooth functioning of our operations. Employees help our organisation by bringing fresh ideas and perspectives, which lead to innovation and development of new products and processes.
2	Shareholders and Investors	Shareholders and investors help drive overall business growth for our company by providing capital investment.
3	Contractors (Who provide manpower)	Contractors support us with contract workers providing us with greater flexibility to scale up or down as needed for our operations.
4	Suppliers	Our suppliers help us procure high quality raw materials required for our end-products and ensure timely delivery of our products to our consumers.
5	Logistics Partners	Our logistics partners facilitate smooth transportation of our products to our consumers
6	NGOs & Local Communities	Engaging with NGOs help us to better implement our social and environmental initiatives for the local communities. Engaging with local communities gives us the social license to operate.
7	Customers	Customers are the foundation for the growth of a company. Customer satisfaction is key to our growth and their negative feedback may cause reputational damage.
8	Regulatory bodies	Engaging periodically with the regulatory bodies allows us to remain compliant with the latest rules and regulations and gives us access to guidance and protocols to safe manage chemicals produced at our sites.

2. List stakeholder groups identified as key for your entity & the method, frequency & purpose of engagement with each stakeholder group.

Stakeholder group	Whether identified as Vulnerable & Marginalized Group (Yes/No)	Channels of communication (Emails, SMS, Newspapers, Pamphlets, Advertisement, Community meetings, Notices Board, Website)	Frequency of engagement (Annually/ Half yearly/ Quarterly/ others)- Please specify	Purpose and scope of engagement including key topics and concerns raised during such engagements
Employees and Contractual workforce	No	- Notice Boards, emails, regular trainings, one to one meetings	Continuous	<ul style="list-style-type: none"> - Work-life balance - Transparent appraisal and promotion policy - Fair remuneration structure - Career development Plan - Productivity enhancement - Training & Skill development - Safe working practices - General welfare of work force



Shareholders / Investors	No	- Annual reports, Annual General Meeting, Newsletter, Emails, Advertisement	Annually/ Quarterly/ Periodically	- State of affairs of the Company
Contractors	No	- Notice Boards, emails, regular trainings, one to one meetings, notices, formal agreements	Daily	- Work-life balance - Statutory compliance requirements - Fair remuneration structure - Safe working practices - General welfare of work force
Logistics Partners	No	- Emails, Annual General Meeting, Newsletter, Emails, through direct interaction	Daily	- Ethical business practices - Increased awareness for partnering in green initiatives - Safe and efficient transit/transport
NGOs & Local Communities	Yes	- Annual reports, Meeting, Newsletter, Emails, through direct interaction	Continuous	- Need assessment - infrastructure development - training community members - community involvement
Customers	No	- Emails, Customer satisfaction survey, through direct interaction	Quarterly/ Annually	- Ethical business practices - Increased awareness for partnering in green initiatives - Safe handling of products - Customer complaints redressal
Government Bodies / Regulatory bodies	No	- Annual reports, Compliance reports, Meeting, Newsletter, Emails	Periodically	- Ethical governance, Compliance - Contribution to Nation Building

PRINCIPLE 5 - BUSINESSES SHOULD RESPECT AND PROMOTE HUMAN RIGHTS.

ESSENTIAL INDICATORS

1. Employees and workers who have been provided training on human rights issues and policy(ies) of the entity, in the following format:

Category	FY 2022-2023 Current Financial Year			FY 2021-2022 Previous Financial Year		
	Total (A)	No. of employees/ workers covered (B)	% (B/A)	Total (C)	No. of employees/ workers covered (D)	% (D/C)
Employees						
Permanent	608	608	100	597	597	100
Other than permanent	5	5	100	4	4	100
Total Employees	613	613	100	601	601	100

Workers						
Permanent	731	731	100	748	748	100
Other than permanent	3209	3209	100	2193	2193	100
Total Workers	3940	3940	100	2941	2941	100

2. Details of minimum wages paid to workers & employees in the following format:

Category	FY 2022-23 Current Financial Year					FY 2021-22 Previous Financial Year				
	Total (A)	Equal to Minimum Wage		More than Minimum Wage		Total (D)	Equal to Minimum Wage		More than Minimum Wage	
		No. (B)	% (B / A)	No.(C)	% (C / A)		No.(E)	% (E / D)	No.(F)	% (F / D)
Employees										
Permanent										
Male	589	0	0	589	100	571	0	0	571	100
Female	19	0	0	19	100	26	0	0	26	100
Other than Permanent										
Male	5	0	0	5	100	4	0	0	4	100
Female	0	0	0	0	0	0	0	0	0	0
Workers										
Permanent										
Male	712	0	0	712	100	731	0	0	731	100
Female	19	0	0	19	100	17	0	0	17	100
Other than Permanent										
Male	3066	Please refer note			2098	Please refer note				
Female	143	Please refer note			95	Please refer note				

Note: Workers (Other than permanent workers) in the Company are engaged through third party contractor.

3. Details of remuneration/salary/wages in the following format:

	Male		Female	
	Number	Median remuneration/ salary/ wages of respective category	Number	Median remuneration/ salary/ wages of respective category
Board of Directors (Executive Directors)	7*	N.A.	1	N.A.
Key Managerial Personnel	2	40.49	0	Nil
Employees other than BoD and KMP	592	15.13	19	11.03
Worker	899*	15.00	20	13.93

*Directors are not paid remuneration except sitting fees for attending Board/Committee Meetings. The Managing Director is appointed by the Government of Gujarat and he does not draw any remuneration from the Company except charge allowance and other perquisites / reimbursement as per the Government's order.

**Workers (Other than permanent workers) in the Company are engaged through third party contractor.



4. Do you have a focal point (Individual/ Committee) responsible for addressing human rights impacts or issues caused or contributed to by the business? (Yes/No).

Yes, a committee has been formed for addressing such issues.

5. Describe the internal mechanisms in place to redress grievances related to human rights issues.

GACL has a Grievance Redressal Procedure for all the stakeholders available on the website : https://www.gacl.com/upload_files/GACL%20Grievance%20Handling%20Policy.pdf

GACL has established Grievance Handling Committee and is responsible for investigating the grievance and liaising with the stakeholders' for developing resolutions and actions to rectify any issues. All grievances are received by HR and the Grievance Handling committee are acknowledged within 5 days of receiving. The committee is responsible to investigate the matter in coordination with the concerned employee and communicate with relevant stakeholders to resolve their complaint.

6. Number of Complaints on the following made by employees and workers:

	FY 2022-23 Current Financial Year			FY 2021-22 Previous Financial Year		
	Filed during the year	Pending resolution at the end of the year	Remarks	Filed during the year	Pending resolution at the end of the year	Remarks
Sexual Harassment	Nil	Nil	Nil	Nil	Nil	Nil
Discrimination at workplace	Nil	Nil	Nil	Nil	Nil	Nil
Child Labour	Nil	Nil	Nil	Nil	Nil	Nil
Forced Labour/Involuntary Labour	Nil	Nil	Nil	Nil	Nil	Nil
Wages	Nil	Nil	Nil	Nil	Nil	Nil
Other human rights related issues	Nil	Nil	Nil	Nil	Nil	Nil

7. Mechanisms to prevent adverse consequences to the complainant in discrimination and harassment cases.

The Whistle Blower Policy of GACL https://gacl.com/upload_files/45ef1_VIGIL_MECHANISM_CUM_WHISTLE_BLOWER_POLICY%20AS%20PER%20SEBI%20LODR.pdf facilitates a mechanism where employees can raise their concerns without any hesitation and fear. The suggestion box present at each project site and office premises provides an anonymous channel to raise any concern. GACL also has a POSH Policy in place. There are SHE boxes present in the office premise for female employees and workers to report any grievances anonymously.

8. Do human rights requirements form part of your business agreements and contracts? (Yes/No).

Yes, the Supplier Code of Conduct and other business agreements have human rights requirements.

9. Assessments for the year:

	% Of your plants and offices that were assessed (by entity or statutory authorities or third parties)
Child labour	100%
Forced/involuntary labour	100%
Sexual harassment	100%
Discrimination at workplace	100%
Wages	100%
Others – please specify	-

10. Provide details of any corrective actions taken or underway to address significant risks / concerns arising from the assessments at Question 9 above.

Nil. There were no incidents of human rights reported across all the plant sites of GACL. There were no instances of child labour and sexual harassment reported at workplace.

PRINCIPLE 6 - BUSINESSES SHOULD RESPECT AND MAKE EFFORTS TO PROTECT AND RESTORE THE ENVIRONMENT.

ESSENTIAL INDICATORS

1. Details of total energy consumption (in Joules or multiples) and energy intensity, in the following format:		
Parameter	FY 2022-23 (Current Financial Year)	FY 2021-22 (Previous Financial Year)
Total electricity consumption (A)	4307750.341 GJ	3426070.468 GJ
Total fuel consumption (B) – Natural Gas	4565285.33 GJ	5959840 GJ
Energy consumption through other sources (C) (Hydrogen- as a clean carbon-free fuel)	446873 GJ	568820 GJ
Total energy consumption (A+B+C)	9319908.67 GJ	9954730 GJ
Energy intensity per million rupee of turnover (Total energy consumption/turnover in Million rupees)	211.72	270.039
Energy intensity (optional) – the relevant metric may be selected by the entity	Not Applicable	Not Applicable
Indicate if any independent assessment/ evaluation/assurance has been carried out by an external agency? (Y/N) If yes, name of the external agency. –No.		

2. Does the entity have any sites / facilities identified as designated consumers (DCs) under the Performance, Achieve and Trade (PAT) Scheme of the Government of India? (Y/N) If yes, disclose whether targets set under the PAT scheme have been achieved. In case targets have not been achieved, provide the remedial action taken, if any.
Yes, GACL has identified both the plants as DC under the PAT scheme. GACL has achieved the PAT target. Vadodara has received 1387 energy certificates and Dahej has received approx. 9000 energy certificates. The Company's Dahej unit received Top Performer Designated Consumer Award for Chlor Alkali Sector of PAT Cycle II.

3. Provide details of the following disclosures related to water, in the following format:		
Parameter	FY 2022-23 (Current Financial Year)	FY 2021-22 (Previous Financial Year)
Water withdrawal by source (in kilolitres)		
(i) Surface water(for FY 2022-23, Total water recycle is 371925 KL) (for FY 2021-22, Total water recycle is 441816 KL)	5633886 KL	5405395 KL
(ii) Groundwater	0	0
(iii) Third party water	0	0
(iv) Seawater / desalinated water	0	0
(v) Others (Purchase Water)	0	0
Total volume of water withdrawal (in kilolitres) (i + ii + iii + iv + v)	5633886 KL	5405395 KL
Total volume of water consumption (in kilolitres)	5633886 KL	5405395 KL
Water intensity per million rupee of turnover (Water consumed /million turnover)	128	146.3
Water intensity (optional) – the relevant metric may be selected by the entity	Not applicable	Not applicable
Indicate if any independent assessment/ evaluation/assurance has been carried out by an external agency? (Y/N) If yes, name of the external agency. - No		



4. Has the entity implemented a mechanism for Zero Liquid Discharge? If yes, provide details of its coverage and implementation.

No. However, at the Dahej & Vadodara, facility some of the water is getting recycled from the liquid effluent stream. Total water recycled is 371925 KL for FY 2022-23 and 441816 KL for FY 2021-22.

5. Please provide details of air emissions (other than GHG emissions) by the entity, in the following format:

Parameter	Please specify unit	FY 2022-23 (Current Financial Year)	FY 2021-22 (Previous Financial Year)
NOx	MT	63.67	58.485
SOx	MT	14.641	10.821
Particulate matter (PM)	MT	15.16	22.28
Persistent organic pollutants (POP)	MT	Not Applicable	Not Applicable
Volatile organic compounds (VOC)	MT	Not Applicable	Not Applicable
Hazardous air pollutants (HAP)	MT	Not Applicable	Not Applicable
Others – please specify	Not Applicable	Not Applicable	Not Applicable

Indicate if any independent assessment/ evaluation/assurance has been carried out by an external agency? (Y/N) If yes, name of the external agency. –No.

6. Provide details of greenhouse gas emissions (Scope 1 & Scope 2 emissions) & its intensity in the following format:

Parameter	Unit	FY 2022-23 (Current Financial Year)	FY 2021-22 (Previous Financial Year)
Total Scope 1 emissions (Break-up of the GHG into CO2, CH4, N2O, HFCs, PFCs, SF6, NF3, if available)	Metric tonnes of CO2 equivalent	256874	335341
Total Scope 2 emissions (Break-up of the GHG into CO2, CH4, N2O, HFCs, PFCs, SF6, NF3, if available)	Metric tonnes of CO2 equivalent	646045.07	455814.52
Total Scope 1 and Scope 2 emissions per million rupee of turnover	Metric tonnes of CO2 equivalent/ Million Turnover	20.51	21.46
Total Scope 1 and Scope 2 emission intensity (optional) – the relevant metric may be selected by the entity	-	Not Applicable	Not Applicable

Indicate if any independent assessment/ evaluation/assurance has been carried out by an external agency? (Y/N) If yes, name of the external agency. –No.

Note- We avoided 557429 Metric tonnes of CO2 equivalent by augmenting renewable power in our operations in the year 2021-22 and 2022-23

7. Does the entity have any project related to reducing Green House Gas emission? If Yes, then provide details.

Yes, GACL has taken the following steps to reduce greenhouse gas emissions:

- 171.45 MW of Wind Power installation for captive use
- 35 MW Solar Power generation capacity for captive use
- Floating solar panels of 640 KW at Dahej.
- Utilization of hydrogen as a fuel.
- Installation of 630 KWH rooftop solar panel.

- Installation of new NaOH recuperator to recover heat of 48% CSL, as thus heat-up DM water feed to electrolyser. By implementing this scheme, we have achieved saving in steam consumption for heating of brine by 15.0 MT/Day.
- Installation of 240 KWH back pressure steam turbine. We have installed a backpressure steam turbine for the same pressure-reducing function as a PRV while converting steam energy into electrical energy.
- Installation of VFD in CCU cooling water pumps.
- Back Pressure Turbine of 6 MW at Dahej Complex
- 45 MT per Day K₂CO₃ plant using CO₂ captured from flue gases as feedstock

8. Provide details related to waste management by the entity in the following format:

Parameter	FY 2022-23 (Current Financial Year)	FY 2021-22 (Previous Financial Year)
Total Waste generated (in metric tonnes)		
Plastic waste (A)	287.63 MT	220.06 MT
E-waste (B)	15.02 MT	3 MT
Bio-medical waste (C)	0.01 MT	0.02 MT
Construction and demolition waste (D)	0	0
Battery waste (E)	5.5 MT	2.3 MT
Radioactive waste (F)	0	0
Hazardous waste (G) - (chemical sludge, spent alumina, high boiling waste, used oil)	26819.69 MT	26386.05 MT
Other Non-hazardous waste generated (H) – (Brine Sludge)	13020 MT	11950.8 MT
Total (A+B + C + D + E + F + G + H)	40147.86 MT	38562.23 MT
For each category of waste generated, total waste recovered through recycling, re-using or other recovery operations (in metric tonnes)		
Category of waste		
(i) Recycled	0	0
(ii) Re-used	0	0
Total	0	0
For each category of waste generated, total waste disposed by nature of disposal method (in metric tons)		
Category of waste		
(i) Incineration	157.44 MT	162.72 MT
(ii) Landfilling	39254.7 MT	37711.92 MT
(iii) Pre/Co-processing	600.14 MT	576.12 MT
Total	40012.28 MT	38450.76 MT
Indicate if any independent assessment/ evaluation/assurance has been carried out by an external agency? (Y/N) If yes, name of the external agency. –No.		

9. Briefly describe the waste management practices adopted in your establishments. Describe the strategy adopted by your entity to reduce usage of hazardous & toxic chemicals in your products & processes & the practices adopted to manage such wastes.

GACL has established and implemented a well-structured waste management plan across its all the sites. The plan comprising an integrated waste management strategy including segregating the waste at the source level and prevent adverse impacts on the environment and biodiversity by facilitating the 3 R Principles (Reduce, Reuse, and Recycling). The waste is generated from the sites is being handled and disposed of as per the consent order of the Gujarat Pollution Control Board (GPCB). The recyclable waste has been sent to authorized recyclers for further processing. The organic waste has been sent to approved waste incinerators.



10. If the entity has operations/offices in/around ecologically sensitive areas (such as national parks, wildlife sanctuaries, biosphere reserves, wetlands, biodiversity hotspots, forests, coastal regulation zones etc.) where environmental approvals / clearances are required, please specify details in the following format:

S.No.	Location of operations/offices	Type of operations	Whether the conditions of environmental approval/ clearance are being complied with? (Y/N)	If no, the reasons thereof and corrective action taken, if any.
GACL does not have any operations / offices in/around ecologically sensitive areas.				

11. Details of environmental impact assessments of projects undertaken by the entity based on applicable laws, in the current financial year:

Name and brief details of project	EIA Notification No.	Date	Whether conducted by independent external agency (Yes / No)	Results communicated in public domain (Yes / No)	Relevant Web link
GACL does not have new projects in the current financial year. EIA has not been conducted for any of the projects for this reporting period.					

12. Is the entity compliant with the applicable environmental law/ regulations/ guidelines in India; such as the Water (Prevention & Control of Pollution) Act, Air (Prevention & Control of Pollution) Act, Environment Protection Act & rules thereunder (Y/N). If not, provide details of all such non-compliances, in the following format:

S.No.	Specify the law / regulation / guidelines which was not complied with	Provide details of the non-compliance	Any fines / penalties / action taken by regulatory agencies such as pollution control boards or by courts	Corrective action taken if any
Yes, GACL is compliant with applicable environmental laws and regulations. GACL has not received any fines/penalties/ and such actions taken by regulatory agencies such as pollution control boards and courts for the reporting period.				

LEADERSHIP INDICATORS

1. Provide break-up of the total energy consumed (in Joules or multiples) from renewable and non-renewable sources, in the following format:

Parameter	FY 2022-23 (Current Financial Year)	FY 2021-22 (Previous Financial Year)
From renewable sources		
Total electricity consumption (A)	1054935.979GJ	1131060.25 GJ
Total fuel consumption (B) Hydrogen Gas	446873 GJ	568820 GJ
Energy consumption through other sources (C)	0	0
Total energy consumed from renewable sources (A+B+C)	1501808.98	1699880
From non- renewable sources		
Total electricity consumption (D)	3252814.36 GJ	2295010.213 GJ
Total fuel consumption (E)	4565285.33 GJ	5959840.03 GJ
Energy consumption through other sources (F)	0	0
Total energy consumed from non -renewable sources (D+E+F)	7818099.69 GJ	8254850.24 GJ
Indicate if any independent assessment/ evaluation/assurance has been carried out by an external agency? (Y/N) If yes, name of the external agency. -No.		

2. Provide following details related to water discharged:

Parameter	FY 2022-23 (Current Financial Year)	FY 2021-22 (Previous Financial Year)
Water discharge by destination and level of treatment (in kiloliters)		
(i) To Surface water	0	0
- No treatment	0	0
- With treatment – please specify level of treatment	0	0
(ii) To Groundwater	0	0
- No treatment	0	0
- With treatment – please specify level of treatment	0	0
(iii) To Seawater	1436439 KL	1376783 KL
- No treatment	0	0
- With treatment – primary & tertiary treatment	1436439 KL	1376783 KL
(iv) Sent to third parties	415965 KL	519236 KL
- No treatment	0	0
- With treatment – through ETP	415965 KL	519236 KL
(v) Others	0	0
- No treatment	0	0
- With treatment – please specify level of treatment	0	0
Total water discharged (in kiloliters)	1852404 KL	1896019 KL

Indicate if any independent assessment/ evaluation/assurance has been carried out by an external agency? (Y/N) If yes, name of the external agency. –No.

3. With respect to the ecologically sensitive areas reported at Question 10 of Essential Indicators above, provide details of significant direct & indirect impact of the entity on biodiversity in such areas along-with prevention and remediation activities.

GACL does not have any operational sites in ecologically sensitive areas. Therefore, there was no direct or indirect impact on biodiversity.

4. If the entity has undertaken any specific initiatives or used innovative technology or solutions to improve resource efficiency, or reduce impact due to emissions / effluent discharge / waste generated, please provide details of the same as well as outcome of such initiatives, as per the following format:

S. No.	Initiative undertaken	Details of the initiative (Web-link, if any, may be provided along-with summary)	Outcome of the initiative
1	Waste Water recycle	Installed wastewater recycling UF+RO plant in order to reduce water and wastewater.	Water consumption and wastewater is reduced by 371925 KL for FY 2022-23(Approximately 1000 KLD)
2	Use of renewable source of energy	WE have installed 171 MW wind farm and 35 MW solar plant.	Share of energy requirement from renewable sources increased to 20 %.

5. Does the entity have a business continuity and disaster management plan? Give details in 100 words/ web link.

Yes. GACL has established and implemented a Disaster Management Plan. The Disaster Management Plan involves an Onsite Emergency Plan in line with the statutory guidelines. The disaster management plan defines mechanisms to deal with possible Environment and Social risks, mitigation plan, levels of emergencies, details of assembly points. It also highlights the roles and responsibilities during emergencies, firefighting details, communication protocols and details of emergency preparedness.



6. Percentage of value chain partners (by value of business done with such partners) that were assessed for environmental impacts.

GACL currently is finalizing the process to assess the environmental impacts of its suppliers.

PRINCIPLE 7 - BUSINESSES, WHEN ENGAGING IN INFLUENCING PUBLIC AND REGULATORY POLICY, SHOULD DO SO IN A MANNER THAT IS RESPONSIBLE AND TRANSPARENT.

ESSENTIAL INDICATORS

1. a. Number of affiliations with trade and industry chambers/ associations.

There are ten affiliations with trade and industry chambers/ associations.

b. List the top 10 trade and industry chambers/ associations (determined based on the total members of such body) the entity is a member of/ affiliated to.

S. No.	Name of the trade and industry chambers/ associations	Reach of trade and industry chambers/ associations (State/National)
1	Alkali Manufacturers Association of India	National
2	Indian Chemical Council	National
3	Gujarat Chemical Association	State
4	National Safety Council	National
5	Gujarat Safety Council	State
6	Federation of Gujarat Industries	State
7	Exim Club	State
8	CHEMEXCIL - Basic Chemicals, Cosmetics & Dyes Export Promotion Council (Set up by the Ministry of Commerce & Industry Government of India)	National
9	Gujarat Employers' Organization	State
10	Dahej Industries Association	State

2. Provide details of corrective action taken or underway on any issues related to anti- competitive conduct by the entity, based on adverse orders from regulatory authorities.

Name of authority	Brief of the case	Corrective action taken
Nil. There were no such issues reported on anti- competitive conduct from regulatory authorities during the reporting period.		

PRINCIPLE 8 - BUSINESSES SHOULD PROMOTE INCLUSIVE GROWTH AND EQUITABLE DEVELOPMENT.

ESSENTIAL INDICATORS

1. Details of Social Impact Assessments (SIA) of projects undertaken by the entity based on applicable laws, in the current financial year.

Name and brief details of project	SIA Notification No.	Date of notification	Whether conducted by independent external agency (Yes/No)	Results communicated in public domain (Yes/No)	Relevant web link
Not Applicable.					

2. Provide information on project(s) for which ongoing Rehabilitation and Resettlement (R&R) is being undertaken by your entity, in the following format:

S. No.	Name of project for which R&R is ongoing	State	District	No. of projects affected Families (PAFs)	% of PAFs covered by R&R	Amounts paid to PAFs in the FY (in INR)
--------	--	-------	----------	--	--------------------------	---

Not applicable. GACL does not acquire any land for its business which will lead to any form of displacement of local people from their livelihoods.

3. Describe the mechanisms to receive and redress grievances of the community.

Yes, GACL has a Grievance Redressal Procedure for all the stakeholders (including the community) and the same is available on the website –

https://www.gacl.com/upload_files/GACL%20Grievance%20Handling%20Policy.pdf

GACL has established Grievance Handling Committee and the committee is responsible for investigating the grievance and liaising with the stakeholders for developing resolutions and actions to rectify such issues.

4. Percentage of input material (inputs to total inputs by value) sourced from suppliers:

	FY 2022-2023	FY 2021-2022
Directly sourced from MSMEs/ small producers	14.00%	16.00%
Sourced directly from within the district and neighboring districts	60%	60%

LEADERSHIP INDICATORS

1. Provide details of actions taken to mitigate any negative social impacts identified in the Social Impact Assessments (Reference: Question 1 of Essential Indicators above):

Not applicable. GACL was not conducted Social Impact Assessment in FY 2022-2023.

2. Provide the following information on CSR projects undertaken by your entity in designated aspirational districts as identified by government bodies:

S. No.	State	Aspirational District	Amount spent (In INR)
1	Gujarat	Narmada	84,77,700
2	Gujarat	Dahod	16,25,717

3. Details of beneficiaries of CSR Projects:

Sr. No	CSR project	No. of persons benefited from CSR Projects	% of beneficiaries from vulnerable and marginalized groups
1	Flooring Repairing work of Primary School	353	100
2	Career Guidance and Counseling Workshops with School Children	556	100
3	Ranoli Village Drainage Line	11726	46.49
4	Smart classroom project Vadodara District	4120	100
5	Cancer Radiation Center, Ankleshwar	27	33.33
6	Rahiyad Village - Pond Beautification	1694	64.0
7	Rahiyad Village-Drinking Water pipeline	1694	64.0
8	Rainwater Harvesting in Schools, Bharuch	850	100
9	Rain Water Harvesting Project in Schools , Narmada	1930	100
10	Solar panel project – Ramkrishna Mission, Vadodara	40480	100
11	The Wishing Factory – Thalassaemia Patients support	11	100
12	Construction of Anganwadi for children	151	100

13	Installation of high mast tower for community	1677	60.94
14	Construction of Sanitation block at Govt. Primary school	144	100
15	Installation of health care equipment at hospital	22	100
16	Construction of Washing Platform for women	818	60.39
17	Sports Day Support to Rahiyad Primary school	259	100.00
18	Musical instrument and student bench support to Paniyadara High school	82	82
19	Construction of MDM Sheds in schools	107	100
20	Construction of Drinking water tank at Govt. Primary school	353	100
21	Construction of Drainage line at Atali	1150	64.87
22	Support for procurement ECT machine and Food trolley of Hospital for Mental Health	1695	31.27
23	Supported for procurement of Water cooler at Nandesari Vidhyalay	1129	100
24	Facilities at Ranoli PHC (Slotted Rack, Fogging Machine, Patient waiting area Shed)	18480	50
25	Sports Day at Ranoli Boy's School	272	100
26	Tree plantation at Koyli	10691	58.84
27	Support for Musical Instrument at Dhanora Primary School	157	100
28	Mandva wadi Project-GVT	100	100
29	Kitchen Garden project- N.M. Sadguru Water and Development Foundation	25	100
30	E-Vehicle to Sainik School –Balachhadi	700	100
31	Construction of Sainik School, Silvasa	700	100
32	Procurement of Study Chair with writing pad at ITI (Disable) Tarsali for children with disability	47	100
33	Agriculture and Animal Husbandry Training (Ranoli, Angadh,Rampura and Dhanora , Nandesari and Rupapura,Koyli)	413	54.96
34	Supported for procurement of 48 Personal Lockers,40 Folding tables, 2 Electric gizer and a Computer at Girl's Home Koyli	36	100
35	Financial assistance under Mid Day Meal program to Akshay Patra Foundation	3036	100
36	Support for Mural art work at Kevadiya Colony Railway Station.	12369	50
37	Embossed Education tiles in 9 Government Primary School	988	100.00
38	Self Defense Training Sessions in 40 government primary schools of Petrochemical area Vadodara District	3716	100
39	Medical Health camp in 5 locations of Bharuch District	1686	51.07
40	Nutrition support to TB patient's under TB Mukta Bharat Abhiyan	1200	100
41	Safety Training at Nandesari Vidhyalay and K.V. English School Ranoli	615	100
42	Room Repairing at Galenda Primary School	80	100
43	Financial Support to 5 BMC (Biodiversity Management Committee) for Medicinal Plants Cultivation at Narmada District	100	100
44	Management of Home for Mentally Differently Abled Children (HMDC)	63	100

PRINCIPLE 9 - BUSINESSES SHOULD ENGAGE WITH AND PROVIDE VALUE TO THEIR CONSUMERS IN A RESPONSIBLE MANNER.

ESSENTIAL INDICATORS

1. Describe the mechanisms in place to receive and respond to consumer complaints and feedback.

Yes, GACL has a Grievance Redressal Procedure for all the stakeholders (including the community) and the same is available on the website https://www.gacl.com/upload_files/GACL%20Grievance%20Handling%20Policy.pdf

GACL has established Grievance Handling Committee and the committee is responsible for investigating the grievance and liaising with the stakeholders' for developing resolutions and actions to rectify such issues.

GACL has a systematic approach to receiving and responding to consumer complaints and addressing their feedback. The company has a hybrid business model which caters to direct consumers as well as dealers and sub-dealers. Complaints of various types are received including material specific and material packaging. The consumer can contact the Marketing Team at GACL and raises their respective concerns. The Marketing department immediately transfers the concern to the Production and Quality control department. Initially, the concerns are discussed with the customer, if required the company visits the customer site and conducts a root cause analysis, and appropriate corrective actions are taken to avoid reoccurrence.

GACL also ensures feedback from customers, through its customer satisfaction survey which is rolled out for all locations once in a year.

2. Turnover of products &/ services as a percentage of turnover from all products/service that carry information about:

	As a percentage to total turnover
Environmental and social parameters relevant to the product	100%
Safe and responsible usage	
Recycling and/or safe disposal	

3. Number of consumer complaints in respect of the following:

	FY 2022-23 Current Financial Year			FY 2021-22 Previous Financial Year		
	Received during the year	Pending resolution at end of year	Remarks	Received during the year	Pending resolution at end of year	Remarks
Data privacy	Nil	Nil	Nil	Nil	Nil	Nil
Advertising	Nil	Nil	Nil	Nil	Nil	Nil
Cyber-security	Nil	Nil	Nil	Nil	Nil	Nil
Delivery of essential services	Nil	Nil	Nil	Nil	Nil	Nil
Restrictive Trade Practices	Nil	Nil	Nil	Nil	Nil	Nil
Unfair Trade Practices	Nil	Nil	Nil	Nil	Nil	Nil
Other - Quality Control	3	0	Complaint resolved successfully within stipulated time	11	0	Complaint resolved successfully within stipulated time

4. Details of instances of product recalls on account of safety issues:

	Number	Reasons for recall
Voluntary recalls	Nil	Nil
Forced recalls	Nil	Nil



5. Does the entity have a framework/ policy on cyber security and risks related to data privacy? (Yes/No) If available, provide a web-link of the policy.

Yes.GACL's approach to cyber security is included in its Cyber security Policy and the same is available on the website.The policy can be accessed here: https://www.gacl.com/upload_files/1864e_Information_technology_cyber_security_policy_GACL.pdf

6. Provide details of any corrective actions taken or underway on issues relating to advertising, and delivery of essential services; cyber security and data privacy of customers; re-occurrence of instances of product recalls; penalty / action taken by regulatory authorities on safety of products / services.

There were no issues related to advertising and delivery of essential services reported in the reporting period. There were no actions by any regulatory authority, and no issues on safety of the product reported in the reporting period.

LEADERSHIP INDICATORS

1. Channels/platforms where information on products and services of the entity can be accessed (provide web link, if available).

Information relating to all products of GACL is available on the Company's website.<https://www.gacl.com/products.php?nv=23>

2. Steps taken to inform and educate consumers about safe and responsible usage of products and/or services.

GACL ensures that its consumers are well-informed about the safe and responsible use of its products. GACL shares Transport Emergency Cards (TREM cards) and Material Safety Data Sheets (MSDS) containing the critical information for safe handling of the products with all the consumers.

GACL also ensures 24/7 Customer Support service through its Central Control room and the number is displayed on the website.

GACL also shares the relevant details about products including safe and responsible usage of products through frequent mailers.

3. Mechanisms in place to inform consumers of any risk of disruption / discontinuation of essential services.

GACL has a systematic approach to informing consumers about any changes in the plant operations. In case of a planned plant shutdown, customers are informed well in advance about non availability of the materials. In case of sudden plant breakdowns, customers are informed immediately.

4. Does the entity display product information on the product over and above what is mandated as per local laws? (Yes/No/Not Applicable) If yes, provide details in brief. Did your entity carry out any survey with regard to consumer satisfaction relating to the major products / services of the entity, significant locations of operation of the entity or the entity as a whole? (Yes/No)

GACL abides by the laws and regulations and ensures compliance with the same. At GACL, we ensure to display of product information as per mandated laws. Details related to product net weight, material description and safe handling of material is displayed on the packaging of the product. Additionally, Transport Emergency Cards, Certificate of analysis, BIS Standards certification, MSDSM and Hazardous Chemical Panel are also displayed on the product.

5. Provide the following information relating to data breaches:

a. Number of instances of data breaches along-with impact

b. Percentage of data breaches involving personally identifiable information of customers

Nil. There were no incidents related to data breaches at GACL in the current financial year.

Note: In case of any deviation/ difference of data presented in the XBRL and this report, the data presented in this report should be considered as final.

ANNEXURE – 6 to Board's Report

PARTICULARS OF EMPLOYEES

DETAILS PERTAINING TO REMUNERATION AS REQUIRED UNDER SECTION 197(12) OF THE COMPANIES ACT, 2013 READ WITH RULE 5(1) OF THE COMPANIES (APPOINTMENT AND REMUNERATION OF MANAGERIAL PERSONNEL) RULES, 2014.

(i) The percentage increase in remuneration of each Director, Chief Financial Officer and Company Secretary during the Financial Year 2022-23, ratio of the remuneration of each Director to the median remuneration of the employees of the Company for the Financial Year 2022-23 are as under:

Sr. No.	Name of Director / KMP	Designation	Remuneration of Director / KMP for Financial Year 2022-23	% increase in remuneration in the Financial Year 2022-23	Ratio of remuneration of each Director / to median remuneration of employees (on annualized basis)
1	Shri Harshad R Patel, IAS (upto 28.07.2022)	Managing Director*	8.63	N.A.	N.A.
2	Shri Milind Torawane, IAS (Interim Period: 28.05.2022 to 23.06.2022)	Managing Director* ¹	N.A.	N.A.	N.A.
3	Shri Swaroop P. IAS (from 29.07.2022)	Managing Director* ²	0.18	N.A.	N.A.
4	Shri Vinayak Kudtarkar	General Manager (Finance) & CFO [#]	39.23	5.57%	N.A.
5	Shri Sanjay S Bhatt	Company Secretary & CGM (Legal, CC& CSR) [#]	47.54	7.61%	N.A.

• The remuneration of the Managing Director and other Key Managerial Personnel [General Manager (Finance) & CFO and Company Secretary] during the Financial Year 2022-23 are not comparable with Financial Year 2021-22 due to following reasons:

* Shri Harshad R Patel, IAS, was nominated as Government Director on the Board of the Company with effect from 7th February, 2022 to 28th July, 2022. The Company had received Letter No. PAO-GNR-SRB-IAS-117/1049 dated 17th February, 2022 of Pay and Accounts Office, Gandhinagar, sanctioning for payment of remuneration of Rs.1,57,600/- Per Month with effect from 7th February 2022 (i.e. the date on which he took over the charge) in the Pay Range of Rs.1,44,200 – Rs.2,18,200 (Level 14 of Pay Matrix) subject to usual deduction as per Rules to Shri Harshad R Patel, IAS, as Managing Director of the Company.

*¹ Shri Milind Torawane, IAS, was nominated as Managing Director (Additional Charge) on the Board of the Company with effect from 28th May, 2022 to 23rd June, 2022 (interim period), in absence of Shri Harshad R. Patel, IAS, the Managing Director of the Company, being on sanctioned leave. The Company had not paid any charge allowance/ remuneration for the interim period to Shri Milind Torawane, IAS.

*² Shri Swaroop P. IAS, Commissioner of Land Reforms & Ex-officio Secretary to Government, Revenue Department, Government of Gujarat is nominated as Government Director on the Board of the Company with effect from 29th July, 2022. He is holding additional charge as Managing Director of the Company and therefore he does not draw any regular remuneration from the Company. The Company has received Order No. AIS-45-2022-0872-G dated 8th February, 2023 from General Administration Department, Government of Gujarat, Gandhinagar sanctioning Special Pay (Charge Allowance) payable at 5% of the Basic Pay as per Sixth Pay Commission to Shri Swaroop P. IAS, as Managing Director of the Company w.e.f. 29.07.2022 to 31.01.2023. Special Pay (Charge Allowance) of Rs. 18,094/- was paid to him for the period from 29.07.2022 to 31.01.2023 on 28.02.2023.

The remuneration of Shri Vinayak Kudtarkar, CFO, as stated above is not comparable due to release of variable incentive at higher performance rating, normal annual increment applicable to the management grade employees as per Company's policy etc.

The remuneration of Shri S.S. Bhatt, Company Secretary, as stated above is not comparable due to release of variable incentive at higher performance rating, normal annual increment applicable to the management grade employees as per Company's policy etc.



NOTES

1. The Remuneration of the Managing Director is decided by Government.
 2. Details for other Directors are not given as other Directors are paid only Sitting Fees for attending Board Meetings and the Committee Meetings. No other remuneration is paid to the Directors.
- (ii) The median remuneration of employees of the Company during the Financial Year was Rs.15.09 lakhs.
- (iii) In the Financial Year 2022-23, there was increase of 0.07% in the median remuneration.
- (iv) There were 1532 permanent employees on the roll of the Company as on 31st March, 2023.
- (v) Average percentile increase already made in the salaries of employees other than the Managerial Personnel in the last Financial Year and its comparison with the percentile increase in the managerial remuneration and justification thereof and point out if there are any exceptional circumstance for increase in the managerial remuneration:
The remuneration of Management and Non-Management personnel is subject to revision every four years other than annual increments. The next revision will be in the Financial Year 2025. Therefore, there is no direct relationship between performance of the Company and remuneration of employees except that in case of performance incentives to management employees. However, during the periodical revision of remuneration, the performance of the Company is taken into account. One of the criteria to evaluate the individual performance is "Organization Performance" in different grades of Management employees.
- (vi) It is hereby affirmed that the remuneration paid is as per the Remuneration Policy for Directors (in case of Managing Director, the remuneration is decided by the Government), Key Managerial Personnel and other management personnel is as per the Company's Policy and for other non-management employees as per the settlement arrived with their employees' union.

DETAILS PERTAINING TO REMUNERATION AS REQUIRED UNDER SECTION 197(12) OF THE COMPANIES ACT, 2013 READ WITH RULE 5(2) OF THE COMPANIES (APPOINTMENT AND REMUNERATION OF MANAGERIAL PERSONNEL) RULES, 2014.

SR. NO.	EMPLOYEE NAME	DESIGNATION OF EMPLOYEE	REMUNERATION RECEIVED (RS.)	QUALIFICATION & EXPERIENCE IN YEARS	DATE OF COMMENCEMENT OF EMPLOYMENT	AGE (YEARS)	LAST EMPLOYMENT HELD
(1)	(2)	(3)	(4)	(5)	(6)	(7)	(8)
PART - A (FULL YEAR)		NIL					
PART - B (PART OF THE YEAR)							
1	AKHILESHKUMAR GUPTA	SENIOR MANAGER	83,30,382	B.SC.(CHEM.) (37)	15/01/1989	60	THE GITAR LABORATORIES
2	ARUN PATEL	CHARGEMAN GRADE I	11,16,982	SSC (38)	28/08/1985	60	NIL
3	BHARATKUMAR DESAI	SENIOR FOREMAN	38,91,913	HSC (40)	14/10/1983	60	NIL
4	DATTARAM MORE	HEAD LAB TECHNICIAN	10,11,321	7TH STD.(40)	13/11/1983	60	NIL
5	DILIP PATIL	CHARGEMAN GRADE I	40,86,674	HSC (41)	16/03/1996	60	GLAXO INDIA LTD
6	DILIPKUMAR JOSHI	CHARGEMAN GRADE I	34,78,563	SSC,NCTVT(AOCP) (38)	01/04/1996	60	DIAMINES AND CHEM
7	GHANSHYAM PATEL	MASTER TECHNICIAN GRADE I	35,40,229	SSC,HSC,ITI (INST.) DIP.ELECT. (40)	08/08/1997	60	GSFC LTD
8	GIRJASHANKAR PALIWAL	EXECUTIVE DIRECTOR	46,70,196	B.SC.(CHEM.),M.S.C.(CHEM.), BUSINESS MGT.(28)	21/10/2013	51	JUBILANT LIFE SCIENCE
9	GORDHAN VAISHANANI	SECURITY INSPECTOR	29,20,575	SSC (39)	31/01/1997	60	CISF
10	HARISHBHAI PATEL	CHARGEMAN GRADE I	49,28,307	HSC,B.A. (38)	10/06/1985	60	NIL
11	HEMANTKUMAR BHAVSAR	MANAGER	55,49,593	B.COM.,M.COM., LLB (36)	10/07/1987	60	NIL
12	HITENDRA SALOT	GENERAL MANAGER	92,03,838	B.E.(MECH.) (39)	21/01/1994	60	DEEPAK FERTILIZER
13	INDRAVADAN PATEL	SENIOR ASSISTANT	53,39,093	B.COM.,IPMM,M.COM., DTP (34)	27/10/1989	60	NIL
14	JAGDISHKUMAR JOSHI	CHARGEMAN GRADE I	32,47,976	HSC (34)	01/05/1996	60	RALLIS INDIA
15	JAYESHKUMAR BRAHMBHATT	CHARGEMAN GRADE I	48,32,797	OLD SSC,B.A,M.A. (40)	01/11/1983	60	NIL
16	JAYESHKUMAR SHAH	GENERAL MANAGER	84,70,654	B.E.(CHEM.) (35)	22/04/1988	60	NIL

SR. NO.	EMPLOYEE NAME	DESIGNATION OF EMPLOYEE	REMUNERATION RECEIVED (RS.)	QUALIFICATION & EXPERIENCE IN YEARS	DATE OF COMMENCEMENT OF EMPLOYMENT	AGE (YEARS)	LAST EMPLOYMENT HELD
(1)	(2)	(3)	(4)	(5)	(6)	(7)	(8)
17	MANHARBHAI PATEL	ADDITIONAL GENERAL MANAGER	97,49,478	B.SC.(CHEM.),LLB.PGD. SAFETY & DISASTER MGT., DIP.IND. ENVI.,PGDMM (37)	05/05/1995	60	CHEMSTAR ORGANICS LTD
18	MANUBHAI PARMAR	CHARGEMAN GRADE I	41,46,040	SSC (38)	05/06/1985	60	NIL
19	MAYURKUMAR JOSHI	CHARGEMAN GRADE I	10,87,244	SSC, NCTVT(AOCP) (39)	15/04/1996	60	GSFC LTD
20	MUSTAKHUSAIN OPERATOR	SHIFT INCHARGE	49,75,115	SSC,BOILER ATTN., DIP.MECH. (38)	15/01/1990	60	SANDOZ LTD
21	PRAKASHCHANDRA PRAJAPATI	ASST ENGINEER	47,62,127	SSC,ITI(ELECT.),DIP. ELECT, B.E.(ELECT.) (37)	30/06/1986	60	NIL
22	RAJENDRAKUMAR NIMA	CHARGEMAN GRADE I	9,69,719	SSC, NCTVT(AOCP) (39)	21/06/1996	60	SYNBIOTICS LTD
23	RAMESHBHAI AHIR	SENIOR PEON	13,38,028	7TH STD. (22)	11/03/2001	55	NIL
24	RAMESHCHANDRA PATEL	DEPUTY GENERAL MANAGER	83,06,748	B.E.(CHEM.) (33)	16/05/1991	60	MANISH ORGANICS
25	RASIKBHAI SINOJIYA	SR BOILER ATTENDANT GRADE I	53,11,311	SSC, BOILER ATTN (40)	08/01/1990	60	GLAXO INDIA LTD
26	RAVI TANK	DEPUTY GENERAL MANAGER	71,45,555	B.E.(CHEM.), M.E.(CHEM.) (30)	20/08/1994	60	GSFC LTD
27	SURESHBHAI PARMAR	CHARGEMAN GRADE I	33,26,749	SSC (38)	29/06/1985	60	NIL
28	UDAYCHANDRA MISHRA	ADDITIONAL GENERAL MANAGER	36,80,863	B.SC.CHEM & PROC. ENGG., CERTI.COMPU. APPLI (33)	26/06/2006	55	KANORIA CHEMICALS
29	VIJAY PATADIA	SENIOR ASSISTANT	8,74,636	B.COM.,M.COM. (34)	05/05/1989	59	NIL
30	VINAYKUMAR SINGH	CHARGEMAN GRADE I	31,65,927	HSC (39)	29/04/1996	60	LUPIN
31	VISHNUBHAI PATEL	SENIOR MANAGER	65,22,941	B.SC.(CHEM.) (36)	28/10/1987	60	NIL

NOTE : THE AMOUNT OF "REMUNERATION" SHOWN ABOVE INCLUDES SALARY, ALLOWANCES, THE COMPANY'S CONTRIBUTION TO PROVIDENT FUND, LEAVE ENCASHMENT, LEAVE TRAVEL CONCESSION / LEAVE TRAVEL ASSISTANCE, MEDICAL REIMBURSEMENT, CONTRIBUTION TO SUPER ANNUATION FUND, GROUP PERSONAL ACCIDENT POLICY PREMIUM, MONETARY VALUE OF PERQUISITES ETC. GRATUITY IS CONSIDERED AS ACTUAL AT THE TIME OF RETIREMENT.

None of the above Employee is a relative of Director of the Company.

DETAILS OF TOP 10 EMPLOYEES REMUNERATION (CTC) FOR FINANCIAL YEAR 2022-23

SR. NO.	EMPLOYEE NAME	DESIGNATION OF EMPLOYEE	REMUNERATION* RECEIVED (RS.)
1	S S BHATT	COMPANY SECRETARY & CHIEF GENERAL MANAGER (LEGAL, CC & CSR)	45,18,536
2	R S PATIL	GENERAL MANAGER (OPERATIONS) & COMPLEX HEAD - DAHEJ	40,74,919
3	R D DESAI	ADDITIONAL GENERAL MANAGER (CPP)	39,84,504
4	V H PATEL	GENERAL MANAGER (OPERATIONS) & COMPLEX HEAD - BARODA	38,77,521
5	V D TUPSAMUDRE	CHIEF GENERAL MANAGER (PURCHASE)	38,60,774
6	H D PAREKH	ADDITIONAL GENERAL MANAGER (HR, IR & A & T&D) (DAHEJ)	38,58,930
7	PANKAJ MITTAL	GENERAL MANAGER (MKTG.)	38,01,461
8	M B SHAH	ADDITIONAL GENERAL MANAGER (CPP) & HEAD PMO	36,07,314
9	V R KUDTARKAR	GENERAL MANAGER (F) & CHIEF FINANCIAL OFFICER	35,78,760
10	R R BORA	ADDITIONAL GENERAL MANAGER (ES)	35,68,689

*The above remuneration is Cost to the Company (CTC). However, actual remuneration drawn may differ due to various factors such as variable incentives, leave encashment availed, promotion, perks & benefits, reimbursement given by Company on actual basis etc.



MANAGEMENT DISCUSSION AND ANALYSIS

AN OVERVIEW OF ECONOMY - INDUSTRY STRUCTURE AND DEVELOPMENTS

GLOBAL ECONOMY

India is estimated to be the fastest growing economy at 6.9 percent in 2023 and 6.3 percent in 2024 as per IMF latest estimates. As per IMF's World Economic Outlook (WEO) April 2023, global growth is projected to slow down from an estimated 3.4 percent in 2022 to 2.8 percent in 2023, amid ongoing geopolitical conflicts, accompanying sanctions and resulting international spillovers through global commodity prices, trade and financial linkages, labour supply etc. For 2023, inflation is projected at 7.00 percent in advanced economies and 5.87 percent in emerging market and developing economies.

Following more than three years of pandemic, war between Russia-Ukraine has led to high commodity prices, adding to supply disruptions, increasing food insecurity, exacerbating inflation, contributing to tighter financial conditions, magnifying financial vulnerability, and heightening policy uncertainty growth in emerging market and developing economies (EMDEs) this year has been downgraded to 2.8 percent. Despite the negative shocks to global activity in 2023, there is essentially no rebound projected next year. Global growth is forecast to edge up only slightly to a still-subdued 3 percent in 2024, as many headwinds in particular, high commodity prices and continued monetary tightening are expected to persist. Moreover, the outlook is subject to various downside risks, including intensifying geopolitical tensions, growing stagflationary headwinds, rising financial instability, continuing supply strains, and worsening food insecurity.

INDIAN ECONOMY

The growth in GDP has touched the \$3.75 trillion-mark in 2023 so far from around \$2 trillion in 2014 and its position as the fifth largest economy in the world. At current prices, India's GDP ranks above the UK, France, Canada, Russia, and Australia.

India's overall exports projected to scale new heights, growing at 13.84 % during FY 2022-23 over FY 2021-22 to achieve USD 770.18 billion worth of exports. Merchandise exports have registered highest ever annual exports of USD 447.46 billion with 6.03% growth during FY 2022-23 surpassing the previous year (FY 2021-22) record exports of USD 422.00 billion. Services export lead the overall exports growth and projected to set a new record annual value of USD 322.72 billion with growth rate at 26.79 percent during FY 2022-23 over FY 2021-22.

The Government of India has introduced Production-Linked Incentive (PLI) Scheme in April 2020. The Government is considering introduction of PLI Scheme for the chemicals and petrochemical sectors. The government also aims India to be energy independent by 2047 and achieve net zero by 2070.

India's proximity to the Middle East, the world's source of petrochemicals feedstock, enables it to benefit on economies of scale.

The Indian chemicals industry is expected to reach US\$ 304 billion by 2025. The demand for chemicals is expected to expand by 9% per annum by 2025. The chemical industry is expected to contribute US\$ 383 billion to India's GDP by 2030.

An investment of Rs. 8 lakh crore (US\$ 107.38 billion) is estimated in the Indian chemicals and petrochemicals sector by 2025. The domestic demand for chemicals and petrochemicals (C&PC) is expected to nearly triple and reach \$ 1 trillion by 2040. The C&PC sector is growing at a rate of 1.2-1.5 times the GDP. This provides a huge opportunity for growth of the industry.

During FY 2023-24, the Indian chlor-alkali industry began with signs of declining international prices and high imports on west coast. However, the expectation of an overall strong economic growth could provide some respite to chlor-alkali industry. The chemical industry is expected to contribute US\$ 300 billion to India's GDP by 2025. India holds a strong position in exports and imports of chemicals at a global level and ranks 14th in exports and 8th in imports at global level.

INDIAN CHLOR-ALKALI INDUSTRY AT A GLANCE

At present, there are 34 active Chlor-Alkali Units in India. The production of Caustic Soda during the FY 2022-23 has been 45 lacs MT as against the total installed capacity of about 59.39 lacs MTPA (as on 31.03.2023) i.e., capacity utilization of approx. 76%. **During the same period GACL has produced 4.75 lacs MT against the installed capacity of 4.12 lacs MTPA.**

The products of Chlor-alkali industry are the basic raw materials for various industries like Alumina, Paper & Pulp, Soaps & Detergents, Dyes, Pharmaceuticals, Water Treatment chemicals, Pesticides and other Agrochemicals etc.

The additional capacity expansion during FY 2022-23 was approx. 8.99 Lakhs MTPA in Western India, by additional new facilities as well as expansion of existing Plants (Source: AMAI).

The Chlorine Supply of approx 120 MTPD to a major customer through pipeline at Vadodara Complex has eased the day-to-day concern of Chlorine disposal and also helped in maximizing Caustic Soda production. This has also helped in better realization of Chlorine price from the market. Coupled with this factor, Chlorine demand in various other sectors was also satisfactory and has resulted into achieving more than 100% capacity utilization at our Dahej & Vadodara Plants.

We are a multi-product Company, having more than 35 products in our basket, yet the major revenues are coming

from Caustic Soda group and therefore market scenario of Caustic Soda and Chlorine is of utmost importance to us.

The installed capacity of Caustic Soda in the country is about 59.39 lacs MTPA as on 31.03.2023 as compared to 50.40 lacs MTPA as on 31.03.2022. Now, all the medium & large-scale Chlor-Alkali units have converted their plants to Membrane Cell Technology. The Membrane Cell process is energy efficient, as the power requirement is much less i.e. in the range of 2150-2200 kwh/MT, as compared to Mercury Cell Technology, where it is around 3150-3300 kwh/MT. GACL has the advantage of having its entire production from Membrane Cell since long.

ABOUT GACL

Your Company was established in 1973 and over a period of time, it has emerged as one of the largest producers of Caustic Soda in India with present installed production capacity of 5,85,750 lakhs MTPA of Caustic Soda as on 31st March, 2023 and enjoys the economies of scale. Your Company has about 20% share in the domestic Caustic Soda market.

Your Company has implemented elaborate Environment Management System (EMS), Quality Management System (QMS), Occupational Health & Safety management System (OH & S) & Energy Management System (EnMS) and has embarked on continual improvement. Your Company has achieved ISO 9001:2015, ISO 14001:2015, 45001: 2018 and ISO 50001: 2018 Integrated Management System Certificates.

The Quality Policy of your Company reflects its emphasis and commitments. Since inception, your Company has from time to time, expanded its operations in Chlor-Alkali Sector and also diversified into several higher end products, through forward & backward integrations. GACL was the first Indian Company to replace the Mercury Cell Technology with environment friendly and energy efficient Membrane Technology way back in the year 1989.

GACL has always ensured upgrading and adapting to eco-friendly and green technologies while it ensured the optimum capacity utilization during the Financial Year 2022-23 at Vadodara Complex. Your Company has achieved capacity utilization of 100% and more in some of the products viz. Hydrogen Peroxide (110.7%), Phosphoric Acid (108.5%) and Sodium Chlorate Granules (106.8%). Despite substantial expansion during the year the capacity utilization for Caustic Soda Lye has remained at 95.2% of expanded capacity on pro-rata basis. Similarly, for Chloromethanes products, after expanding the overall installed capacity by 2.9 times, the aggregate capacity utilization remained at 62.1%. The capacity utilization of Poly Aluminum Chloride remained at 98.3%, Potassium Carbonate at 97.7% and Anhydrous Aluminum Chloride at 90.7%. Being a chemical manufacturing Company, GACL carries its passion for protecting the environment at every stage of its operations, keeping in view the interests of Customers, Shareholders, Employees, Society, other Stakeholders and Mother Nature.

Your Company's products basket comprises of Caustic Soda (Lye, Flakes/ Prills), Liquid Chlorine, Hydrochloric Acid, Chloromethanes, Hydrogen Peroxide, Anhydrous Aluminum Chloride, Caustic Potash (Lye & Flakes), Potassium Carbonate, Aluminium Chloride, Phosphoric Acid, Chlorinated Paraffin, Poly Aluminium Chloride (various grades), Chlorotoluene, Sodium Chlorate etc. The major revenues are derived from Caustic Soda Group and therefore, Caustic Soda and Chlorine market scenario has a wide impact on your Company's performance.

Your Company's products are used by various industries viz. Textiles, Pulp & Paper, Soaps & Detergents, Alumina, Water Treatment, Petroleum, Plastics, Fertilizers, Pharmaceuticals, Agrochemicals, Plant Protection, Dyes & Dyes Intermediates, refrigeration gases, epoxy etc. and it has marked its presence across the globe even against stiff international competition by exporting its world class products viz. Caustic Soda Flakes, Caustic Soda Prills, Potassium Carbonate, Potassium Hydroxide Flakes, Hydrogen Peroxide, Liquid Chlorine, Phosphoric Acid, Aluminium Chloride, PAC, Hydrochloric Acid and CPW to Europe, West Asia, South East Asia, Africa, Middle East/Far East, SAARC countries etc.

Production of Caustic Soda by electrolysis process is highly power intensive and your Company devised a sustainable strategy to meet its growing energy demands. Besides 90 MW Gas based Captive Co-generation Power Plant and participation in a 145 MW Joint Captive Gas based Power Plant of GIPCL, your Company has taken major initiative for green energy by setting up Wind Farms for a total installed capacity of 171.45 MW as on 31st March 2023. Your Company has already installed 35 MW of Solar Power Plant. With this, the aggregate renewable energy capacity is 206.45 MW including 171.45 MW of Wind Power capacity. Your Company has also installed floating Solar Power Plant having capacity of 640 kw and Solar Rooftop installations having 220 kw Solar Rooftop installations at Dahej complex and 563 KW Solar Rooftop Power Plants installed at Vadodara Complex.

BUSINESS, OPERATIONS & FINANCIAL PERFORMANCE

The total production (excluding power generation) has increased by 5.46% to 18,12,758 MT during the Financial Year 2022-23 from 17,18,835 MT in previous year.

The Production of Caustic Soda Lye, Caustic Soda Flakes, Caustic Soda Prills, Chloromethanes, Potassium Hydroxide, Potassium Carbonate, Hydrogen Peroxide, Phosphoric Acid, Poly Aluminium Chloride, Chlorinated Paraffin Wax and Sodium Chlorate Granules has increased during the Financial Year 2022-23 as compared to the previous year.

However, the production of Caustic Potash Flakes, Aluminium Chloride, Stable Bleaching Powder, Chloro Toluene Products and Anhydrous Sodium Sulphate has decreased during the Financial Year 2022-23 as compared to the previous year.

During the Financial Year 2022-23, your Company has achieved Net External Sales of Rs.4,401.86 Crores on standalone basis as against Rs.3,683.40 Crores in the previous year registered a growth of 19.51%.



The Other Operating Income, for the financial year 2022-23 had been Rs.114.64 Crores as against Rs.75.33 Crores in the previous year and the Other Income decreased to Rs.42.15 Crores from Rs.46.39 Crores in the previous year. The Other income includes Rs.19.30 Crores towards interest income and Rs.18.80 Crores towards dividend income.

The Company could achieve Earning Per Share of Rs.78.39 as on 31.03.2023, as compared to Rs.76.53 as on 31.03.2022. Cash Earning Per share was Rs.154.86 as on 31.03.2023, as compared to Rs.139.77 as on 31.03.2022. Book value of Share has improved to Rs.683.04 per share as on 31.03.2023, as compared to Rs.623.51 per share as on 31.03.2022. The Return on Capital Employed achieved at 14.45% as on 31.03.2023, as compared to 15.15% as on 31.03.2022. During the year total debt level has marginally increased to Rs.595.81 Crores as on 31.03.2023 as compared to Rs.593.34 Crores as on 31.03.2022, which resulted into Debt : Equity ratio to 0.12 : 1 as on 31.03.2023, as compared to 0.13 : 1 as on 31.03.2022.

The overall Raw Material expenses have increased to Rs.1,507.84 Crores during the financial year as compared to Rs.1,278.54 Crores for the previous year, mainly due to increase in production of Caustic Soda Lye, Caustic Soda Flakes, Caustic Soda Prills, Chloromethanes, Potassium Hydroxide, Potassium Carbonate, Hydrogen Peroxide, Phosphoric Acid, Poly Aluminium Chloride, Chlorinated Paraffin Wax and Sodium Chlorate Granules as well as increase in procurement cost of major Raw Materials like Salt, Potassium Chloride, Heavy Normal Paraffin, Aluminium Ingots, Alumina Trihydrate Powder, Rock Phosphate, Amyl Alcohol and Natural Gas. Net External Electricity charges have increased by 45.05% to Rs.885.01 Crores during the financial year from Rs.610.14 Crores in the previous financial year mainly due to increase in power purchased from external sources.

The cost of Fuel, Natural Gas and Water charges increased to Rs.233.43 Crores during the financial year from Rs.128.91 Crores in the previous financial year due to increase in procurement cost of Natural Gas. Employees' remuneration has decreased to Rs.252.40 Crores during the financial year from Rs.271.93 Crores in the previous financial year mainly due to Provisioning requirements as per Ind AS-19. Depreciation and amortization expense has increased to Rs.276.09 Crores during the financial year from Rs.197.78 Crores in the previous year due to commissioning of Chloromethanes, Hydrazine Hydrate, Caustic Soda Expansion and Tank Farm at Dahej during current financial year. Other expenses have increased by 8.44% to Rs.521.57 Crores during the financial year from Rs.480.97 Crores in the previous financial year. The Finance cost has increased to Rs.19.46 Crores during the financial year from Rs.6.15 Crores in the previous financial year mainly due to charging of ECB Loan interest in revenue due to commissioning of plants during current financial year.

EBITDA has increased to Rs.1,156.74 Crores in Financial Year 2022-23 from Rs.1,032.56 Crores in the previous year,

registering a growth of 12%. The Profit after finance cost but before depreciation and amortization (Cash Profit) has increased to Rs.1,137.28 Crores in Financial Year 2022-23 from Rs.1,026.41 Crores in the previous year. Your Company has achieved Profit Before Tax of Rs.861.19 Crores for the Financial Year 2022-23 as compared to Rs.828.63 Crores of the previous year.

The Profit After Tax for the year increased to Rs.575.70 Crores as compared to Rs.561.98 Crores of the previous year.

At Consolidated Level, EBITDA has decreased by 3.85% to Rs.990.65 Crores during the year 2022-23 from Rs.1,030.34 Crores in previous year. Profit Before Tax has decreased by 15.89% to Rs.695.10 Crores during the year 2022-23 from Rs.826.41 Crores in previous year. Profit After Tax has decreased by 26.82% to Rs.409.62 Crores during the year 2022-23 from Rs.559.76 Crores in previous year.

KEY FINANCIAL RATIOS

Key Financial Ratios (Standalone) for the Financial Year ended 31st March, 2023, are provided here-below:

Ratio	Unit	FY 2022-23	FY 2021-22	% Inc. / (Dec.)
Debtors Turnover	Times	14.99	12.45	20.40
Inventory Turnover	Times	7.85	9.10	(13.74)
Interest Coverage	Times	59.43	168.00	(64.63)
Current Ratio	Times	1.68	1.49	12.75
Debt Equity Ratio	Times	0.12	0.13	(7.69)
Operating Profit Margin	%	26.28	28.03	(1.75)
Net Profit Margin	%	13.08	15.26	(2.18)
Return on Net Worth	%	12.00	12.97	(0.97)

RESEARCH AND DEVELOPMENT

Research and Development is an essential arm for any industry in today's business and generation of new knowledge. Our Company's R&D plays a critical role for development/improvement in process as well as for development of new products & import substitutes, Energy conservation & water conservation through improved water treatment, recycle & reuse of water.

Company's R & D with collaboration of CSIR-IICT has developed Eco-friendly technology for manufacture of Hydrazine Hydrate for which joint patent is granted by US and Indian Patent office. Based on this technology commercial scale plant for manufacture of 10000 MTA of Hydrazine Hydrate is put up by the Company, which has become operational.

R&D is working on alternate source of imported/proprietary raw materials/chemicals likes 2- Methyl Cyclohexyl Acetate, Iso Amyl Alcohol, Alamine -336, Stabilizers in Hydrogen Peroxide, Palladium Catalyst, etc., which is used in existing plants. Our R & D is also working on regeneration of spent catalyst, spent raw materials, waste water treatment

for monetary as well as environmental benefits. During the year under review, Indian patent office have granted patent of Hydroxy Propyl Methyl Cellulose, in which we are using our two products as raw materials.

EXPANSION AND DIVERSIFICATION

As a part of its ambitious growth plan, the Company had taken up various projects, which included adding a new product(s) in the product portfolio as well as expanding the current product lines by putting up additional capacities through new plants. These projects included (a) 105,000 TPA Chloromethanes Plant at Dahej at new a complex (b) 10,000 TPA Hydrazine Hydrate Plant at existing Dahej complex (c) Caustic Soda expansion from 259,050 TPA to 432,300 TPA at existing Dahej complex and (d) 33,780 TPA Purified Phosphoric Acid (Food Grade Phosphoric Acid) Project at existing Dahej complex. Besides, a new green field project for manufacturing Caustic Soda integrated with a captive thermal power plant was also taken up as a joint venture with NALCO.

We are pleased to inform that all these new plants are now operative commercially. The Chloromethanes Plant was commissioned in August 2022, the Hydrazine Hydrate Plant was commissioned in September 2022, the Caustic Soda expansion Plant was commissioned in September 2022 and the Purified Phosphoric Acid Plant was commissioned in April 2023. Though, the Joint venture plant for Caustic Soda was commissioned at the end of previous Financial Year 2021-22, it was stabilized with progressive ramping of the capacity during the Financial Year 2022-23.

The Company had its proud moments recently, on 10th October 2022, when four of its projects viz. Chloromethanes Plant, Hydrazine Hydrate Plant, Caustic Soda expansion plant and the Caustic Soda Plant in joint venture with NALCO were dedicated to the Nation by our Hon'ble Prime Minister. As mentioned by Hon'ble Prime Minister in his address then, these projects would also contribute towards savings in precious foreign exchange for the country by cutting down imports with the products manufactured at these plants.

The Company also celebrated the dispatches of 1st consignments of commercial products viz. Hydrazine Hydrate, an import substitute product manufactured using indigenously developed technology and Purified Phosphoric Acid, also an import substitute product, on 8th July 2023 in the presence of stake holders of the Company and Director of CSIR-IICT, Hyderabad, who had been Company's partner in development of patented production process (in India and USA) for Hydrazine Hydrate.

The Company, as a long-term strategic measure, to enhance its in-house chlorine consumption, has planned to put-up a 30,000 TPA Chlorotoluenes Project at Dahej to produce benzyl chloride, benzaldehyde and benzyl alcohol, which is planned to be made operational during the Financial Year 2024-25.

In order to promote Green Technology, and to meet the Solar Renewable Purchase Obligations, the Company had

installed in the past 35 MW of Solar Power Plant and 171.45 MW of Wind Power Plants, with an aggregate renewable energy capacity of 206.45. To these the Company had later added roof-top solar installations at Dahej and Vadodara complex of 220 KW and 560 KW capacities respectively. In addition, a 640 KW floating solar plant was also installed at Dahej. With all these, the Company's aggregate renewable power capacity installation for captive use stands at 207.87 MW. The captive use of the power from these installations has been providing benefits of lower power cost to the Company for its power intensive operations.

The discussions with NTPC REL, a wholly owned subsidiary of NTPC Ltd., for sourcing 100 MW of renewable power on round the clock basis is at advance stage of finalization. The joint initiatives with NTPC REL, for synthesizing green chemicals for captive use viz. methanol and ammonia using hydrogen and CO₂ made available by the Company, are also at the stage of techno-economical feasibility studies.

As a step towards contributing to the drive for 'Atmanirbhar Bharat' through the mission launch by the Hon'ble Prime Minister for achieving 20% ethanol blending in petrol, the Company is working with GAIL India Ltd. for setting up a 500 KLD Bio-ethanol plant in Gujarat. The techno-economical feasibility study has been completed and is being reviewed prior to proposing for investment decision. In the meantime, the steps for identifying and acquiring suitable land are initiated.

As a preparation for taking up the next quantum leap on its growth trajectory, the Company has envisioned several actions for taking up new initiatives in the next five years for value addition to its current products, expansions, forward integration, backward integration, diversification etc., with a broad objective to increase its annual turnover to over Rs. 10,000 crores by 2028. These plans are currently at various stages of conception / evaluation and, based on their fitting with the company's overall strategy for growth, would be taken up progressively for implementation, as appropriate, over the next 3 to 4 years.

The Company looks forward to continuing its growth journey in the years to come.

SEGMENT-WISE OR PRODUCT-WISE PERFORMANCE

The operations of your Company are under one segment only i.e., Chemical Manufacturing. The total production (excluding power generation) of your Company has increased by 5.46% to 18,12,758 MT during the Financial Year 2022-23 from 17,18,835 MT in previous year.

Product-wise production details are given in back side of the cover page of the Annual Report. Further, the quantitative product-wise data relating to production and sales for last ten years are also given in the Annual Report.

OPPORTUNITIES & THREATS, RISKS & CONCERNS

The strengths of your Company are economies of scale, state of the art eco-friendly technologies, extensive usage of renewable energy, integrated downstream plants, strong



network for Marketing and Distribution, In-house Research and Development facilities, proximity to major raw material source and markets etc. Economical power supply has remained a major area of concern for your Company, during the year under review, the weighted average cost of electrical power continued remaining high because of higher fuel cost (natural gas & coal) and reduced availability of wind power, leading to increased dependence on grid power sourced from DISCOMs.

Your Company has been following business plan for growth and therefore, continued sustaining operating performance. Your Company has continued to concentrate both on enhancement of top line and bottom line. The major factors contributing to the profitability of your Company during the year under review, were increase in Net External Sales, Increase in Other Operating Income, decrease in Employee Benefits expenses and decrease in Job Work / Processing Charges. Increase in raw material consumption, natural gas consumption, External Electricity charges, water, fuel & Natural Gas costs, finance cost, Depreciation and Amortisation expense, Stores and Spare Parts consumed and Repairs & Maintenance Expense, Insurance Cost, Packing Materials Cost and Other expenses etc. were major factors which adversely affected the profitability of your Company during the year under review.

To augment its power resource with eco-friendly renewable energy in 2022-23, your Company's total Wind Energy Generation Capacity has gone up to 171.45 MW. Your Company has already installed 35 MW Solar Power Projects for captive use with an aggregate renewable energy capacity of 206.45 MW & 640 kW (AC) Floating Solar Power Plant on the reservoir of captive power plant & 220 kW (AC) Solar Roof top Installations at Dahej Complex.

Dispute with Delhi Jal Board

An investigation was conducted by the Director General of the Competition Commission of India (CCI) against your Company, for alleged contravention of the provisions of Section 3(1) read with 3(3)(d) of the Competition Act, 2002, in respect of sales of chemical products to Delhi Jal Board (DJB). The Competition Commission of India vide its order dated 05.10.2017 imposed penalty Rs.1.88 Crores. Your Company had filed an Appeal before the NCLAT Challenging the order of the CCI. The Hon'ble NCLAT through its order dated 04.12.2017 granted stay on the operation of the impugned order of the CCI subject to a deposit of 10% of the penalty amount. The Delhi Jal Board has filed its Reply to the Appeal. Your Company has also filed its Rejoinder to the Reply of the DJB. Your Company had submitted convenience compilation and Note of Submission before NCLAT. The Delhi Jal Board had also submitted their Note of Submission. The matter is at the stage of final arguments. Your Company will strongly defend the case. Your Company believes that it had not indulged in any such activity.

ECB LOAN

To part finance the cost of the expansion, your Company has from time-to-time availed following financial assistance

by way of External Commercial Borrowing (ECB) instead of Rupee Term Loan with a view to minimize the interest outgo. These ECB Loans are not hedged, there being natural hedge available due to exports and considering low risk profile of your Company :

1. ECB loan of US \$ 20 Million equivalent to Rs.133.25 crore from ICICI Bank Limited in Financial Year 2016-17.
2. ECB loan of US \$ 68.70 Million equivalent to Rs.500.22 crore (Rs. 362.35 crore in Financial Year 2020-21 and Rs. 137.87 crore in Financial Year 2021-22) from State Bank of India.

RISK MANAGEMENT

Your Company has constituted Internal Risk Management Committee comprising of Senior Executives of your Company who are heading respective departments viz. Finance, Manufacturing, Marketing, Purchase, Project, Safety, Information Technology, HR, Secretarial and Legal functions. The Managing Director is the Chairman of the Internal Risk Management Committee. The Internal Risk Management Committee reports to the Managing Director and the risks identified by the said Committee along with proposed mitigation actions are discussed periodically on quarterly basis with the Managing Director.

Your Company has constituted the Risk Management Committee of Directors w.e.f. 11th February, 2016. Shri Rajiv Lochan Jain has been appointed as the Chairman of the said Committee w.e.f. 28th September, 2018. As on 31st March, 2023, below were the Members of the Risk Management Committee:

1. Shri Rajiv Lochan Jain, Chairman;
2. Shri S B Dangayach;
3. Shri Nitin Shukla; and
4. Shri Swaroop P. IAS.

The said Committee was reconstituted by the Board at their Meeting held on 4th August, 2022. The said Risk Management Committee was renamed as "Risk Management-cum-Safety Committee" w.e.f. 10th November, 2016 by the Board. The existing Internal Risk Management Committee of Senior Executives of your Company continues to function. Out of the various risks identified by the Internal Risk Management Committee, the Audit Committee has identified certain critical risks, which are reviewed by the Risk Management-cum-Safety Committee, the Audit Committee and by the Board of Directors. A Report on the steps taken to mitigate those critical risks is also submitted to the Risk Management-cum-Safety Committee, Audit Committee and the Board of Directors.

INTERNAL CONTROL SYSTEM AND THEIR ADEQUACY

Your Company has in place adequate internal financial controls commensurate with the size and nature of its business. Your Company periodically reviews the internal financial controls in the light of new statutes, changes in business models, adoption of new technology solutions and

suggestions for improvements received from employees. During the year, such controls were tested and no reportable material weakness in the design or operation was observed.

For all amendments to Indian Accounting Standards (Ind-AS) and the new standards notified, your Company carries out a detailed analysis and presents the impact on accounting policies, financial results including revised disclosures to the Audit Committee. The Approach and changes in policies are also validated with the Statutory Auditors.

Your Company has a stated process and periodicity for physical verification of its inventory and fixed assets. Any variances are analysed and accounted post necessary approvals.

Your Company gets its financial statements reviewed every quarter by its Statutory Auditors. The accounts of GNAL are audited and certified by their Statutory Auditors for consolidation.

None of the auditors of the Company have reported any fraud as specified under second proviso of section 143 (12) of the Companies Act, 2013 including any statutory modifications or re-enactments thereof for the time being in force.

OUTLOOK

Your Company deals in marketing of Caustic Soda (Lye, Flakes & Prills), Liquid Chlorine, Hydrochloric Acid, Chloromethanes, Hydrogen Peroxide, Anhydrous Aluminum Chloride, Caustic Potash (Lye & Flakes), Potassium Carbonate (Powder & Granules), Phosphoric Acid, Poly Aluminum Chloride (various grade), Chlorotoluene, Sodium Chlorate, Chlorinated Paraffin etc. Plants are integrated in such a way that part of finished product of one plant is consumed as a raw material in other plant to produce further value added products. The Company thus enjoys some advantage over its competitors because of its forward integration philosophy.

As a value addition to Hydrochloric Acid, we had commissioned Poly Aluminum Chloride at our Vadodara (Coelho) Complex and able to capture sizable domestic market for various grades of PAC. The physical export of PAC (Powder) has also been increased, wherein realisations are promising. Because of the quality, consistent efforts for branding our SBP against existing brands and regional penetration in North & South market, we are successful in selling SBP among various segments like Water Treatment plants, Disinfection, Aquaculture etc., across India. We are successful in seizing the additional market for additional availability of MDC & Chloroform.

In addition to this captive consumption of Hydrogen Gas is maximized through expanded Hydrogen Peroxide Plant, which is also fetching additional revenue. Further, the company has successfully optimized its Sodium Chlorate Plant at Dahej, which finds applications primarily in Paper & Pulp Industry for "Elemental Chlorine Free Bleaching".

Gujarat is predominantly an industrial state, which contains

a number of large, medium & small business units in the Chemical, Petrochemical, Plastics, Textile, Fertilizer and other Industries. As part of market development, the emphasis is to interact with customers and develop new market for the products. Providing prompt after sales service as & when required is part of this strategy and this helps the company to increase its volume especially for new products.

GACL is also exporting many of its products viz Caustic Soda Flakes, Caustic Soda Prills, Potassium Carbonate, Potassium Hydroxide Flakes, Hydrogen Peroxide, Phosphoric Acid, liquid Chlorine, Aluminum Chloride, PAC, Hydrochloric Acid and CPW to Europe, West Asia, South-East Asia, Africa, Middle-East/Far East, SAARC countries etc.

India has successfully transitioned into a net exporter with the commissioning of GACL new Chloromethanes capacity. GACL is exporting Methylene Chloride product to 20 Countries, and within a short period. we have achieved remarkable sales growth. This accomplishment highlights India's expanding presence in the global market and the Company's success in capitalizing new opportunities.

Company is facing import threat and dumping of various products at low prices, which affects capacity utilization, prices etc. and is pro-actively taking corrective action for imposition of Anti-Dumping Duty within the WTO guidelines.

As, approx. 67% of the total production capacity of India is located in Western region, it has been observed that - there is 10-15% surplus supply available than the actual current demand in the region.

In order to balance the Western market, we used to cater the market of Eastern India. Accordingly, we have successfully executed supplies of CS Lye to M/s. National Aluminium Company Limited (NALCO) and M/s. Vedanta Limited, M/s. Utkal Alumina International Ltd as well as Hindalco Industries Limited in the tune of approx. 79,559.22 MT i.e. 70,864.86 MT through Rail Racks and 8,694.36 MT through Ship/Coastal. In addition to this, we have done Exports of approx. 38,048 MT.

FOREIGN EXCHANGE EARNINGS AND OUTGO

GACL has consistently embraced a proactive approach in undertaking various activities to sustainably export volume, boost revenues, and explore new export market for both existing and new products. These proactive stances showcase dedication to continue growth and the expansion of global presence.

GACL has experienced a quantum leap in Export capabilities. Company has achieved an impressive 46% growth in Export turnover, increasing from INR 497 Crore to INR 726 Crore.

In the current Financial Year also, the company targets at wider markets for Exports of various products with the help of company's accreditation of IS/ISO 9001, 14001, 18001 & 50001 and having registration of Benzyl Alcohol and Aluminium Chloride with 'REACH' while for Poly Aluminium Chloride and Caustic Soda registration have been made with NSF International, USA and Halal India.



SAFETY & ENVIRONMENT

Our commitment to safety and preservation of environment has been encompassed in our “Quality, Health, Safety, Environment and Energy (QHSE En) Policy”.

Your Company has implemented elaborate Environment Management System (EMS), Quality Management System (QMS), Occupational Health & Safety Management System (OH&S) and Energy Management System (EnMS) and has embarked on continual improvement. TUV(India) Pvt. Ltd. has granted ISO 9001: 2015, ISO 14001: 2015, ISO 45001: 2018 and ISO 50001: 2018 Integrated Management System Certificates to your Company.

Your Company has continued its emphasis on safety awareness not only for its employees and contract labourers but also for customers handling our products and community in neighbourhood of our plants. Your Company regularly organizes public awareness programs in surrounding villages emphasizing the importance of safety and focusing on industrial hazards. Safety awareness programme for the employees as well as for contract workers are also organized regularly. Your Company has also adopted a unique concept of “Plant Healthiness Check-up” to identify and address areas for improvement of the manufacturing facility.

Your Company has also its Emergency Response Plan (ERP) system to minimize effect of any Emergency situations. The ERP is also frequently reviewed and updated by considering various Maximum Credible Scenarios. Preparedness and response to this ERP is evaluated periodically by conducting various Mock-drills. Your Company regularly conducts safety audit through third-party.

Adequate steps have been taken for Pollution Control, Green Belt Development etc. besides due compliance with statutory requirements for the protection of environment. At the landfill site for our Vadodara Complex, green belt has been developed and maintained in 101171 sq. mts. of land. Your Company has also developed and maintained about 24000 sq. mts. green area inside the Plant area. In the field of water conservation, GACL has installed wastewater recycling RO Plant for converting wastewater into reusable water. Daily 400 to 500 M³ of wastewater is treated and converted to reusable water which is recycled back to the Plant.

In Dahej Complex, large area has been covered by development and maintenance of green belt, landscaping, flora & fauna, rainwater harvesting and natural ponds. Your Company has installed facility for recycling part of its liquid effluent stream, using RO System in Dahej Complex. Your Company has undertaken water conservation by channelizing Cooling Tower Water Spillage, treated sewage and drip irrigation. Nearly 24,000 nos. of trees have been planted and 54.4-acre green belt developed.

Your Company regularly sends hazardous waste for co-

processing to provide AFT (Alternate Fuel) and Raw Material for Cement Industries via pre-processing through third party. The canteen and garden waste are being converted into organic manure through in-house vermi-composting facility on regular basis at both the Complexes.

GACL is one of the Promoters of Vadodara Enviro Channel Limited (VECL). VECL was formed by various nearby industries for the purpose of safe discharge of treated effluent in sea. Thus, entire treated liquid effluents of Caustic Soda & Coelho Complex are being discharged through VECL.

Gujarat Pollution Control Board (GPCB) had issued a closure direction to VECL under The Water Act 1974. VECL has submitted compliance report to GPCB vide letter dtd. 14.04.2022. GPCB has given temporary revocation upto 26.04.2023. VECL has submitted letter on dtd. 26.03.2023 for permanent revocation. No adverse comment is received from GPCB in the matter so far.

CORPORATE SOCIAL RESPONSIBILITY

During the year under review, your Company has continued to fulfill its Corporate Social Responsibilities to enhance Human Development Index (HDI) by undertaking thematic activities viz. (a) Promotion of Education and related activities (b) Care for Special Children (c) Healthcare, Hygiene and Sanitation (d) Livelihood and skill development activities (e) Art, Culture and Heritage (f) Water Conservation and Environment related activities.

Promoting inclusive growth has been a priority for GACL from both a social and business perspective. Your Company strives to make a difference to its customers, to the society and to the nation’s development directly through its products and services, as well as through its development initiatives and community outreach.

During the Financial Year 2022-23, your Company had carried out various CSR activities. kindly refer [Annexure-2](#) of Board’s Report i.e. Annual Report on CSR activities, for more details on various CSR Activities.

MATERIAL DEVELOPMENT IN HUMAN RESOURCES

Harnessing the incredible power of chemistry & people, GACL has embarked on a mission to produce the crème de la crème of chemical products in the country along with eco-friendly technology that provides value to the Industrial productions and common lives every day. Your Company’s Human Resources Department identifies itself as the Process Department of People, it formulates strategies, executes human resource policies and practices which directly contribute to enhancing employee competencies and behaviours which would help Company reach greater heights.

Today all organizations are struggling to deal with external pressures such as globalization, aggressive competition and the increasing pace of change. This is compounded by internal pressures to lower costs, ability to strategize

effectively, demonstrate business impact and maintain accountability for results. The only way to counter all of this is by developing a talent and leadership pool that acts as a path paver for achieving greater results. For this, your company has Succession Planning in place for its Senior Management Personnel.

As the organization gets older, clock begins to tick for the old generation of employees to retire and a new generation of employees to step in. This comes with a lot of challenges -along with that of retention - as the Nextgen performers are eager to expand their horizons and enhance their capabilities. Hence, we at GACL have developed an indigenous platform of Learning Management System (LMS), customised to cater organisational needs for skill development through upskilling and reskilling at all levels. This platform provides knowledge sharing opportunities from experienced technocrats and enables young entrants to gain life-long learning opportunities with innovation.

'Welfare of each is bound up in the welfare of all'. We at GACL see to it that our policies reach not only the employees but their families as well. We have one of the best of medical schemes, such as Covid welfare facility, Children education fund, Post-retirement Medical Insurance, Housing Loan Insurance, Extra leave & Flexi leave benefit for Maternity and so on for all category of employees. Our separation benefits are the most lucrative that ensures social security beyond statutes. GACL is one family when it comes to Welfare & Wellness.

GACL HR operates in allyship at workplace, for every employee-oriented process there is a committee consisting of members from all category of employees from helpers to Executive Director level to collaborate and maintain harmonious Industrial Relations.

HR Digitization, HR policies, transparency towards and active participation of employees has made it possible for GACL to keep the pace of exponential growth and establish a culture of esprit de corps. Even at the time of adversity of pandemic/lockdown, Operations & Business were running with the same zeal of catering to the society. Your company also achieved remarkable record of nearly 22,000 training hours (Virtual & Offline) during the year under review, which reflects its people orientation and its aim to become a learning organisation in near future by nurturing knowledge and paving a way for innovation, making GACL truly an idea-land of Chemical Companies.

AWARDS AND RECOGNITIONS

Your company has adopted a constant pursuit of growth and prosperity. In an effort to do so, it is important to acknowledge your company's achievements and recognitions. This not only boosts your employees' confidence and zeal but also enables the company to push its limits and aim higher always. GACL continued its impressive run and added new awards and recognitions.

GACL has been honoured with the prestigious National Award for its Dahej Complex under the category of "Top

Performer Designated Consumer for Chlor Alkali Sector of Perform Achieve & Trade (PAT) Cycle II under National Mission for Enhanced Energy Efficiency (NMEEE)". On behalf of GACL, Mr Pankaj Pujara, Advisor to MD and Mr. Amit Mehta, DGM (ES) jointly received this prestigious honour from the Hon'ble Cabinet Minister, Shri R.K. Singh (Power, New and Renewable Energy) in Delhi on the occasion of the 21st BEE Day and the celebration of the 1st Decade of the PAT Scheme. An initiative by the Ministry of Power, the National Mission for Enhanced Energy Efficiency (NMEEE) consists of various initiatives to enhance energy efficiency in energy-intensive industries. Under this, the Perform, Achieve and Trade (PAT) scheme aims at reducing Specific Energy Consumption (SEC) i.e. energy use per unit of production for Designated Consumers (DCs) in energy-intensive sectors, with an associated market mechanism to enhance the cost-effectiveness through certification of excess energy saving which can be traded.

GACL won 17th National Award of Institute of Cost Accountants of India for the Excellence in the Cost Management-2019. Significantly, winning this prestigious recognition is a rare distinction achieved by GACL as it has won this National Award consecutively three years, 2017, 2018 and 2019 under the category Manufacturing – Public – Medium. Conferred by The Institutes of Cost Accountants of India (ICAI – CMA) this honour is awarded in recognition of Excellence in the Cost Management Practices adopted by the GACL which inter alia include the following:

- Elaborate Costing System which facilitates ascertainment of correct & reliable cost of production
- Continuous monitoring of various costs against Budgets
- Various Costing Based MIS Reports to support the management in its Cost Management Drive which includes monitoring, controlling and reducing of various costs.

GACL firmly believes that Effective Cost Management enables the management in achieving the desired Cost Competitiveness for Various Products. Award function for 17th National Award for Excellence in the Cost Management -2019 was held on 20th April 2022 in New Delhi. The award was handed over by the Honourable cabinet minister Shri Piyush Goyal Ji.

At the 50th Flower, Fruits, and Bonsai Exhibition/Competition, GACL has been awarded second place in two categories namely Class C Flowers and F Cut Flowers. The event was organized by The Baroda Agri Horticulture Committee (BAHC) with the Department of Horticulture, Govt. of Gujarat, and other organizations supporting horticulture, floriculture, gardening, and bonsais. The event was held from 23rd to 27th February 2023 at the Navalakhi Ground, Vadodara. Around 70 stalls were set up and the exhibition received a fair turnout. This achievement of GACL reinforces its commitment to developing a culture of growing plants and inculcating environmental consciousness among the people.



INFORMATION TECHNOLOGY

In line with your company's overall growth objective and strengthening of our IT infrastructure, the Company continues to focus and invest in information technology tools and applications for leveraging business value. Processes are reviewed regularly and are digitized, resulting in enhanced speed, accuracy, management of data, controls, and effectiveness. Implementation of a robust IT system has allowed for seamless working at office premises at all sites, remote location, and Work from Home. IT Processes are continuously strengthened for enhanced effectiveness. For cyber risks, we have implemented measures for cyber security including remote access to applications through encrypted VPN, Online and offline employee trainings and awareness on cyber security, Digital Signature, and Dual authentication to access applications.

CAUTIONARY STATEMENT:

The Company assumes no responsibility in respect of forward-looking statements, expectations and assumptions herein which may undergo changes in future on the basis of subsequent development, information, or unforeseen circumstances or force majeure events. This shall not be considered as investment guidance or advice or invitation. The readers are advised to make their own independent assessment and judgement.

For and on behalf of the Board

Sd/-
DR. HASMUKH ADHIA, IAS (RETD.)
CHAIRMAN

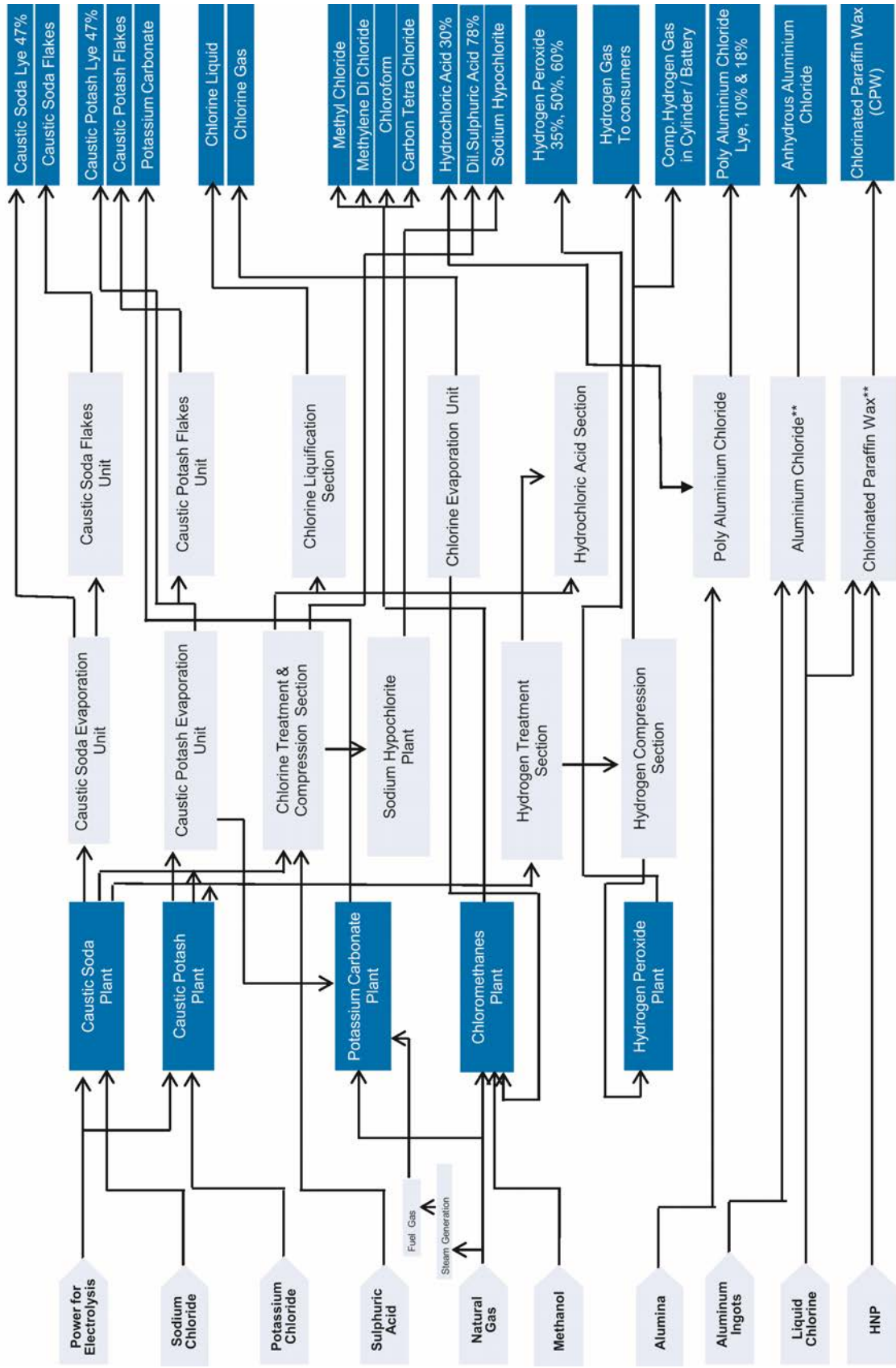
Place: Gandhinagar

Date : 8th August, 2023

QUANTITATIVE DATA FOR TEN YEARS

PARTICULARS	UNIT	2022-23	2021-22	2020-21	2019-20	2018-19	2017-18	2016-17	2015-16	2014-15	2013-14
PRODUCTION :											
CAUSTIC SODA LYE	MT	475224	454765	417312	436445	432407	403090	403847	384925	383834	379846
CAUSTIC SODA FLAKES	MT	103127	101133	115813	123754	122267	108214	125994	127376	124531	134593
CAUSTIC SODA PRILLS	MT	17925	16040	21165	17596	11330	8595	5981	9104	9237	17406
CHLORINE GAS / LIQUID	MT	446163	427107	392465	406039	398762	372361	372420	355921	353295	348380
HYDROCHLORIC ACID (30%)	MT	373174	329277	299100	324769	310216	374675	377866	341220	338211	326429
CAUSTIC POTASH LYE	MT	39739	38268	35959	30615	24761	24087	23120	23540	20915	18728
POTASSIUM CARBONATE	MT	12892	10806	11620	8782	7872	7870	8512	8058	5912	7001
CAUSTIC POTASH FLAKES	MT	20523	22054	19992	16983	13508	13263	12115	13323	13025	10234
CHLOROMETHANES	MT	75657	55860	58100	58020	51325	32742	36097	38000	38530	37888
SODIUM CYANIDE	MT	-	-	-	-	-	-	-	102	1549	1898
PHOSPHORIC ACID (85%)	MT	28995	28459	25054	27700	27555	27418	27517	27392	25732	25075
HYDROGEN PEROXIDE (100%)	MT	59903	57027	49336	55819	48414	45017	45318	43028	38127	29039
ALLUMINIUM CHLORIDE	MT	48712	55059	44419	37417	37494	35085	33887	31265	29573	29189
CALCIUM CHLORIDE	MT	-	-	-	-	-	-	-	-	6889	9169
POLY ALUMINIUM CHLORIDE (18%)	MT	72023	65872	59661	66198	51919	37989	35775	33481	30022	27792
CHLORINATED PARAFFIN WAX	MT	5317	2542	4662	5370	5621	3572	3267	3911	7860	8004
CHLORO TOLUENE PRODUCTS	MT	220	16562	14094	10010	11606	9134	8451	7873	6570	6154
STABLE BLEACHING POWDER	MT	11666	16208	19705	17107	17030	16200	12830	10108	8999	9006
SODIUM CHLORATE	MT	21352	21144	17917	19200	20006	20118	17575	11570	4977	22
ANHYDROUS SODIUM SULPHATE	MT	146	652	1096	1019	-	-	-	-	-	-
POWER GENERATION	MU KWH	255.78	444.05	563.01	458.06	365.99	361.86	336.00	258.56	199.82	354.68
POWER GENERATION - WIND FARM	MU KWH	291.18	314.50	265.25	366.95	387.15	357.76	340.38	259.28	207.63	173.79
POWER GENERATION - SOLAR	MU KWH	56.30	60.02	63.14	44.11	19.08	-	-	-	-	-
SALES :											
CAUSTIC SODA LYE	MT	342643	327402	278314	283701	293465	271296	268563	244492	237720	222274
CAUSTIC SODA FLAKES	MT	102735	101428	116767	122587	122462	108332	125884	128870	125811	136076
CAUSTIC SODA PRILLS	MT	18002	16049	21602	17843	11089	8120	5954	9146	9764	16828
CHLORINE GAS / LIQUID	MT	350454	342159	311205	315864	315744	261712	276816	273103	268066	265875
HYDROCHLORIC ACID(30%)	MT	346844	285520	257636	288589	277197	336680	343044	302874	301045	291099
CAUSTIC POTASH LYE	MT	9027	8343	6850	7110	5049	5208	4231	3828	3637	2886
POTASSIUM CARBONATE	MT	12894	11227	10996	9066	7624	8128	8627	7152	6414	6379
CAUSTIC POTASH FLAKES	MT	20539	22129	19880	17290	13188	13573	12299	12983	13104	10041
CHLOROMETHANES	MT	72763	56060	58265	58478	50379	33715	35786	37923	39990	39360
SODIUM CYANIDE	MT	0	0	0	0	0	0	0	280	1448	1854
PHOSPHORIC ACID (85%)	MT	29064	28542	24861	28066	27636	28154	27180	27029	27228	24312
HYDROGEN PEROXIDE (100%)	MT	59730	57191	49373	55953	48410	44132	45264	43856	37735	28932
ALLUMINIUM CHLORIDE	MT	49329	56655	42311	37886	36759	35358	35066	31112	29988	29095
CALCIUM CHLORIDE	MT	0	0	0	0	0	0	0	1500	7376	8799
POLY ALUMINIUM CHLORIDE	MT	66135	60647	53018	65778	48651	36584	37774	35337	29647	28394
CHLORINATED PARAFFIN WAX	MT	5466	2339	4762	5268	5592	3688	3259	3798	8410	7501
HYDROCHLORIC ACID - CP	MT	9432	3944	7646	8609	8980	5936	5559	6489	13193	13595
BENZYL CHLORIDE	MT	31	8475	6480	4475	4744	3391	3467	2955	2698	2447
BENZYL DEHYDE	MT	76	2495	2350	1946	1654	1555	1364	1170	968	744
BENZYL ALCOHOL	MT	167	5690	5252	4488	4421	4433	3649	3519	3062	2704
HCL FROM HBC	MT	359	23586	20376	14472	15971	13033	12087	14710	11701	12024
SODIUM CHLORATE	MT	21354	21186	18222	18850	20151	20121	17667	11389	4879	-
STABLE BLEACHING POWDER	MT	11623	16283	19545	17137	16949	16203	12990	9981	8998	8984
ANHYDROUS SODIUM SULPHATE	MT	121	667	1092	1068	-	-	-	-	-	-
POWER TO GRID	MU KWH	32.97	34.49	34.66	50.01	40.87	38.93	7.83	10.21	5.91	13.26
SALES VOLUME (EXCL. INTER-UNIT)	Rs./Cr.	4401.86	3683.40	2344.49	2654.20	3102.32	2417.70	2020.25	1955.97	1931.81	1882.85

VADODARA COMPLEX WITH UNIQUE - PRODUCT MIX



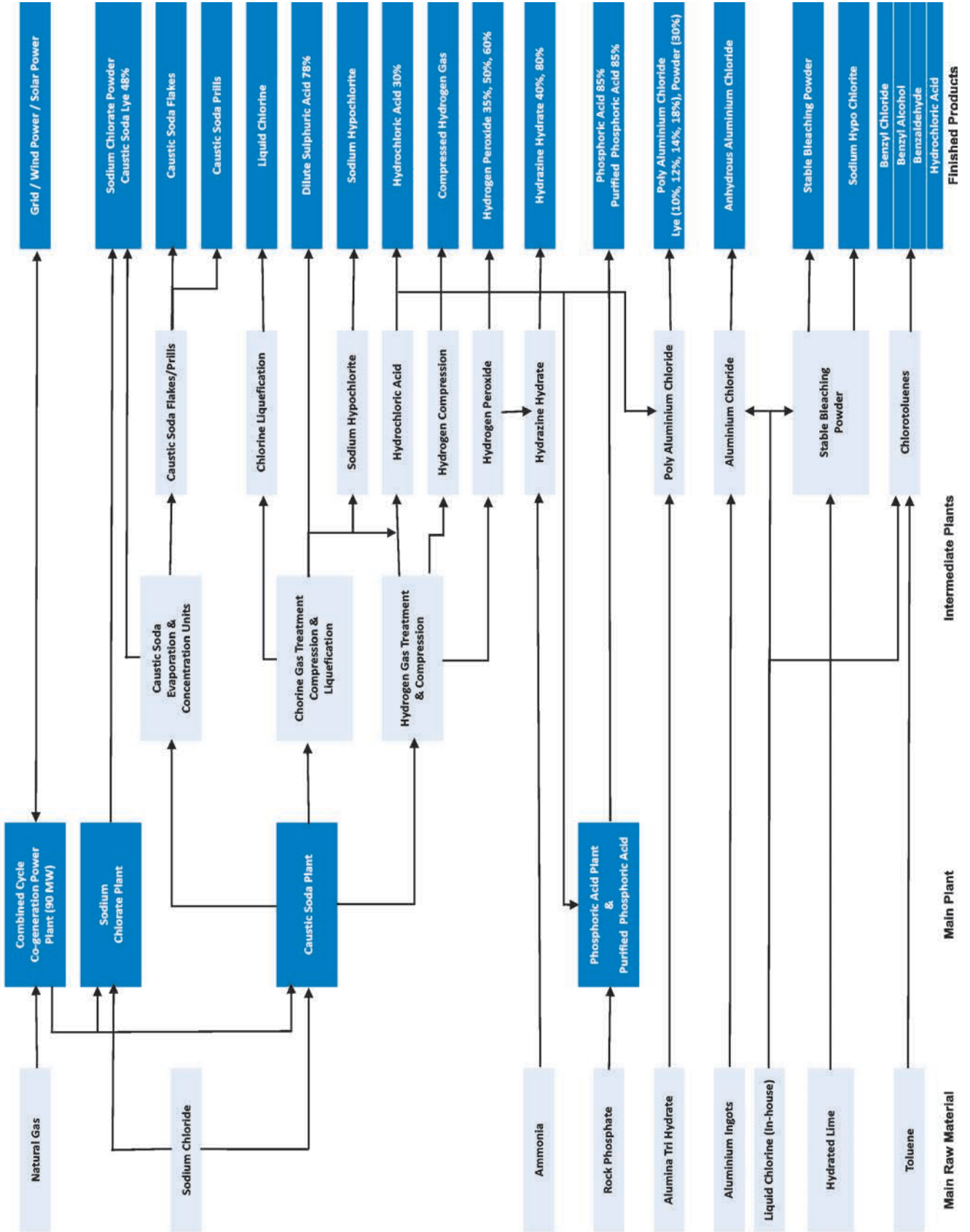
Finished Products
** By Job Work

Intermediate Plants

Main Plant

Main Raw Material

DAHEJ COMPLEX WITH UNIQUE - PRODUCT MIX

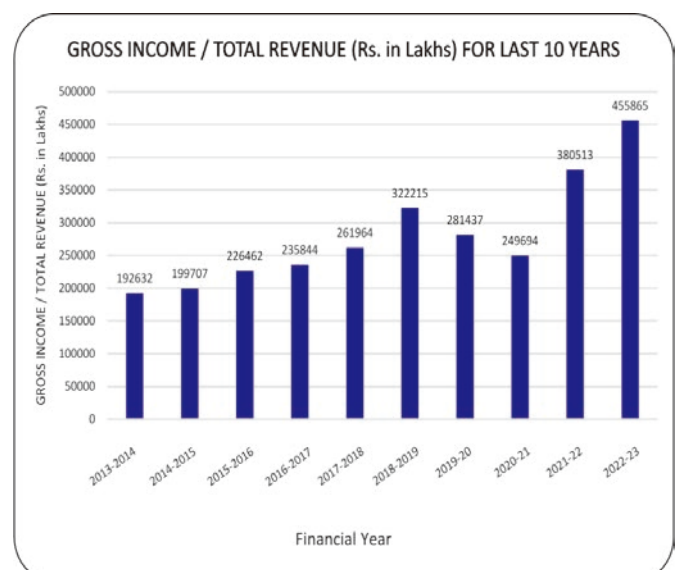
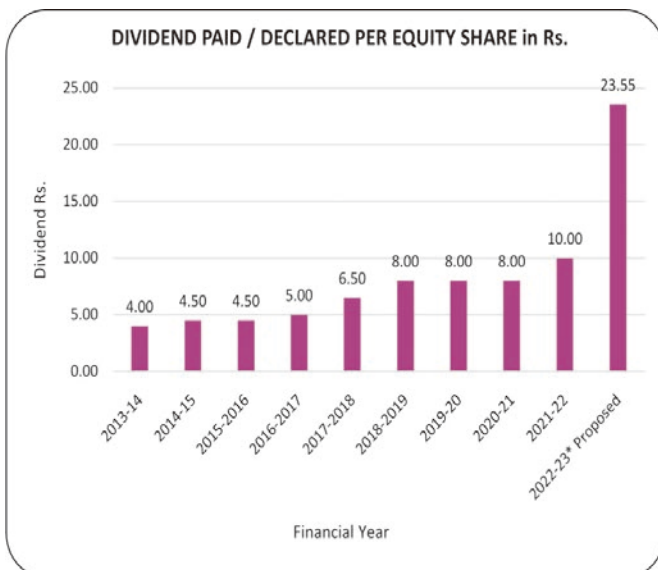
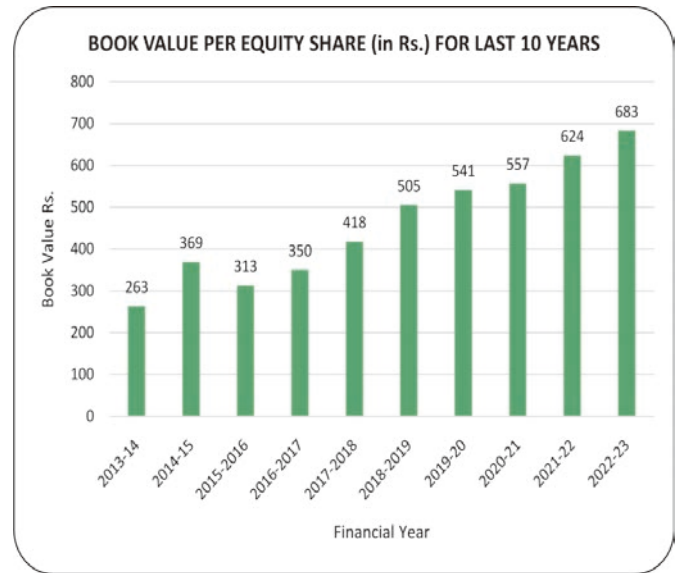
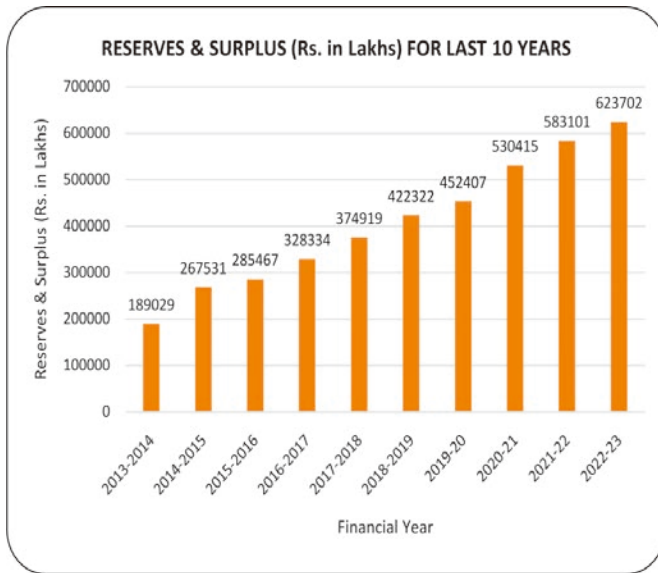




STANDALONE FINANCIAL HIGHLIGHTS OF TEN YEARS

PARTICULARS	2022-23	2021-22	2020-21	2019-20	2018-19	2017-18	2016-17	2015-16	2014-15	2013-14
OPERATING RESULTS										
	(Rs. in Lakhs)									
GROSS INCOME / TOTAL REVENUE	455,865	380,513	249,694	281,437	322,215	261,964	235,844	226,462	199,707	192,632
EBITDA	115,674	103,256	42,562	66,749	117,593	89,244	50,554	38,007	32,287	40,373
FINANCE COSTS	1,946	615	1,546	1,404	2,094	1,490	1,283	993	933	635
DEPRECIATION AND AMORTIZATION EXPENSE	27,609	19,778	17,436	16,183	13,997	12,732	11,092	10,744	9,806	15,065
PROFIT/(LOSS) BEFORE INVESTMENT ALLOWANCE RESERVE & TAXATION	86,119	82,863	23,580	49,162	101,502	75,022	38,178	26,270	21,548	24,673
PRIOR PERIOD ADJUSTMENTS (NET)	-	-	-	-	-	-	-	-	-	18
OTHER EXCEPTIONAL ITEM	-	-	-	-	-	-	-	-	-	-
PROFIT/(LOSS) BEFORE TAX	86,119	82,863	23,580	49,162	101,502	75,022	38,178	26,270	21,548	24,655
PROVISION FOR TAXATION :										
- CURRENT INCOME TAX-MAT	15,121	-	-	-	-	-	8,140	5,425	4,333	-
- DEFERRED INCOME TAX	12,818	(456)	1,682	3,444	4,456	3,335	4,424	4,003	(1,195)	1,358
- PROVISION FOR TAXATION INCLUDING WEALTH TAX	-	26,947	5,662	12,357	26,938	18,481	-	-	-	6,730
- MAT CREDIT ENTITLEMENT	-	-	-	-	-	-	(5,196)	(5,147)	(4,333)	-
- EXCESS PROVISION FOR INCOME TAX OF EARLIER YEARS WRITTEN BACK	610	174	(449)	77	1,143	(296)	-	-	(43)	(1,935)
PROFIT/(LOSS) AFTER TAX	57,570	56,198	16,685	33,284	68,965	53,502	30,810	21,989	22,786	18,502
OTHER COMPREHENSIVE INCOME	(9,626)	2,363	67,198	3,879	(15,808)	(2,498)	16,035	(76)	-	-
TOTAL COMPREHENSIVE INCOME	47,944	58,561	83,883	37,163	53,157	51,004	46,845	21,913	22,786	18,502
SOURCES AND APPLICATION OF FUNDS										
	(Rs. in Lakhs)									
SOURCE OF FUNDS :										
SHARE CAPITAL	7,344	7,344	7,344	7,344	7,344	7,344	7,344	7,344	7,344	7,344
RESERVES & SURPLUS	623,702	583,101	530,415	452,407	422,322	374,919	328,334	285,467	267,531	189,029
BORROWINGS (NET)	59,581	59,334	49,692	13,924	18,751	23,414	29,118	22,522	9,238	15,589
OTHER LONG TERM LIABILITIES	66	67	68	69	-	-	-	-	-	-
LONG TERM PROVISIONS	13,247	14,902	11,253	10,421	9,688	9,071	8,050	7,030	6,464	4,936
DEFERRED TAX (NET)	76,368	64,438	62,186	52,522	44,591	35,098	30,642	32,537	33,348	33,632
TOTAL FUNDS EMPLOYED	780,308	729,186	660,958	536,687	502,696	449,846	403,488	354,900	323,925	250,530
APPLICATION OF FUNDS :										
FIXED ASSETS (GROSS)	608,405	550,384	451,753	370,676	309,787	268,988	244,571	200,897	363,654	344,305
DEPRECIATION	129,048	101,485	82,125	65,176	49,017	33,375	22,151	10,507	190,880	179,825
FIXED ASSETS (NET)	479,357	448,899	369,628	305,500	260,770	235,613	222,420	190,390	172,774	164,480
INVESTMENTS	200,219	211,474	209,534	124,414	106,634	114,716	101,716	85,467	84,426	18,184
LONG TERM LOANS AND ADVANCES	2,343	2,540	2,456	2,260	2,264	2,030	2,049	1,989	1,948	18,388
OTHER NON-CURRENT ASSETS	29,769	28,213	30,407	19,957	22,671	17,606	17,319	22,883	19,277	2,126
CURRENT ASSETS (NET)	68,620	38,060	48,933	84,556	110,357	79,881	59,984	54,171	45,500	47,352
TOTAL FUNDS APPLIED	780,308	729,186	660,958	536,687	502,696	449,846	403,488	354,900	323,925	250,530
DEBT EQUITY RATIO (TIMES)	0.12 : 1	0.13 : 1	0.12 : 1	0.04 : 1	0.05 : 1	0.08 : 1	0.11 : 1	0.10 : 1	0.03 : 1	0.08 : 1
AMOUNT PER EQUITY SHARE OF RS.10/-										
EARNING PER SHARE	78	77	23	45	94	73	42	30	31	25
SALES PER SHARE	599	502	319	361	422	329	275	266	263	256
DIVIDEND	23.55	10.00	8.00	8.00	8.00	6.50	5.00	4.50	4.50	4.00
BOOK VALUE	683	624	557	541	505	418	350	313	369	263
MARKET PRICE :										
HIGH	1045	926	387	595	792	932	434	210	237	222
LOW	556	338	215	180	416	380	162	143	155	141

FINANCIAL HIGHLIGHTS (ON STANDALONE BASIS)





CORPORATE GOVERNANCE REPORT

The disclosure report on compliance of Corporate Governance in accordance with the provisions contained in Regulations 17 to 27 and clauses (b) to (i) of sub-regulation (2) of Regulation 46, 34(3) and Schedule V Para C, D, E and other relevant provisions of the SEBI (Listing Obligations and Disclosure Requirements) Regulations, 2015 (hereinafter referred as “Listing Regulations”) is set out below:

A. MANDATORY REQUIREMENTS

1. COMPANY’S PHILOSOPHY ON CODE OF GOVERNANCE:

At Gujarat Alkalies and Chemicals Ltd. (“GACL”), the Corporate Governance philosophy stems from the belief that good and sound Corporate Governance practices are necessary for sustainable business that aims at generating long-term value for all the stakeholders. As a value-driven organization, it has adopted a transparent, ethical and robust Governance framework, which helps enhance efficiency as an important catalyst in driving business growth across all parameters and boost stakeholders’ confidence. Our Corporate Governance principles are fairness, transparency, ethical processes and good practices. The core values of the organization include Safety & Environment, Quality, Trust, Social Responsibility, Leadership and Excellence.

GACL recognizes the importance of transparency and integrity in dealing at all levels. The Company believes that the goodwill resulting from implementing a code of business ethics will, in perpetuity, translate into economic gains. Stakeholders rate on higher scale those companies that are managed properly and have better Corporate Governance, which ensures the optimum usage of the human, physical and financial resources of an enterprise. We have integrated ethics into our corporate culture and we concentrate on putting appropriate Corporate Governance mechanisms in place. The Company has intertwined the ethical and social elements with its operating philosophy business model. The Corporate Social Responsibility of the Company is the unmistakable deliberate inclusion of public interest into corporate decision making and honoring the Mother Nature besides the interests of the other stakeholders. The Company achieves its objective of being socially responsible through sustainable business practices, by meeting or exceeding the expectations of all its stakeholders, including neighboring villages.

2. BOARD OF DIRECTORS:

2.1 COMPOSITION OF THE BOARD :

Shri Raj Kumar, IAS, Chairman, Non-Executive Director (DIN: 00294527): Shri Raj Kumar, IAS is the Chief Secretary of Gujarat State. Shri Raj Kumar is a Senior IAS Officer of 1987 batch.

He is an alumnus of Indian Institute of Technology (IIT), Kanpur and National Graduate Institute for Policy Studies (GRIPS), Tokyo. After joining Indian Administrative Service (IAS) in 1987, he has worked in various leadership roles in public administration. Moreover, he has held several policy making positions in diverse sectors such as Finance, Energy, Social Security, Agriculture, Internal Security both in the State and Central Government. He has also served as Secretary to Government of India in the Department of Defence Production, Ministry of Defence and carried out major reform of Ordnance Factory Board (OFB). During the course of his tenure in Government of India, he has represented the country in several International Institutions such as World Bank (WB), International Monetary Fund (IMF), International Fund for Agricultural Development (IFAD), Asian Development Bank (ADB), New Development Bank (NDB), Asian Infrastructure Investment Bank (AIIB), International Social Security Association (ISSA).

He has also been closely associated with the working of corporate sector in his capacity as government nominee Director/ Chairman of the Board of Directors, in a few Public Sector Undertakings in diverse fields such as Electricity Generation & Distribution, Mining, Logistics, Gas transmission & Distribution etc.

Apart from his responsibility as Chief Secretary of the State and Chairman of the Company, he is also Chairman of Gujarat State Petroleum Corporation Limited, Gujarat State Fertilizers & Chemicals Ltd., Gujarat Maritime Board and Chairman & Managing Director of Gujarat State Petronet Limited.

Directorships in other Listed Companies as on 31.03.2023:

Sr. No.	Name of the Company	Position
1.	Gujarat State Petronet Limited	Chairman & Managing Director
2.	Gujarat State Fertilizers & Chemicals Limited	Chairman & Nominee Director
3.	Gujarat Gas Limited	Chairman & Non Executive Director

Shri M K Das, IAS, Non-Executive Director (DIN: 06530792): Shri M K Das is a Senior IAS Officer of 1990 batch. He has done B.Tech (Computer Science) from IIT- Kharagpur. He has done specialization in Revenue administration, Urban Management & Civic Issues, Law & Order and Disaster Management. He is Additional Chief Secretary, Revenue Department, Government of Gujarat and holds additional charge Ports & Transport Department, Government of Gujarat.

He has very rich and varied experience in different capacities viz. District Development Officer, Junagadh; District Collector, Porbandar, Palanpur & Surat; Deputy Municipal Commissioner, Ahmedabad; Municipal Commissioner, Surat & Vadodara; District (J&K Affairs), Home Ministry, Government of India; Principal Secretary, Food, Civil Supplies & Consumer Affairs Dept. He is Director on the Board of Surat Integrated Transportation Development Corporation Limited & Gujarat Fiber Grid Network Limited.

Directorships in other Listed Companies as on 31.03.2023 :

Sr. No.	Name of the Company	Position
NIL		

Shri J P Gupta, IAS, Non-Executive Director (DIN: 01952821): Shri J. P. Gupta is a senior IAS officer, with distinguished academic background of being alumni Jodhpur University and M. Tech from IIT New Delhi.

Shri J P Gupta joined the Indian Administrative Service in 1991. He has wide experience of various departments such as Land Revenue, Urban Development, Transport, Education Department and Commercial Tax, Government of Gujarat. He has also served in the state PSUs like Gujarat Water Infrastructure Limited, The Gujarat State Civil Supplies Corporation Limited, Gujarat Medical Services Corporation Limited, Gujarat State Investment Limited, Gujarat Urban Development Company Limited etc. Presently, he is Additional Chief Secretary, Finance Department, Government of Gujarat.

In addition to his responsibility as Additional Chief Secretary (Finance Department), he is also Managing Director of Gujarat State Financial Services Limited, Chairman of Gujarat State Investment Limited and Director in Gujarat Narmada Valley Fertilizers & Chemicals Limited, Gujarat State Petronet Limited, Gujarat State Fertilizers & Chemicals Limited, Gujarat State Petroleum Corporation Limited, Sardar Sarovar Narmada Nigam Limited, Gujarat Metro Rail Corporation (GMRC) Limited and Gujarat International Finance Tec-City (GIFT City) Company Limited.

Directorships in other Listed Companies as on 31.03.2023:

Sr. No.	Name of the Company	Position
1.	Gujarat Narmada Valley Fertilizers & Chemicals Limited	Director
2.	Gujarat State Petronet Limited	Director
3.	Gujarat State Fertilizers & Chemicals Limited	Director

Shri Rajiv Lochan Jain, Independent Director (Non-Executive) (DIN: 00161022) : Shri Rajiv Lochan Jain, is B. Tech. (Hons.) in Chemical Engineering from IIT, Kharagpur and MBA from the University of New Hampshire, USA. He served as Chief Executive Officer and Managing Director of Akzo Nobel India Limited from April, 2003 to May, 2009. He successfully led the portfolio of reshaping of ICI India Ltd. from a diversified chemical Company to a focused and fastest growing player in the paints business. He was also the Chairman of both ICI's Research Company in India and the joint-venture company of ICI with Orica, Australia. He advises global and local companies on their entry and growth strategies for India and serves as Director on the Board of Goodyear India Limited.

Directorships in other Listed Companies as on 31.03.2023:

Sr. No.	Name of the Company	Position
1.	Goodyear India Limited	Independent Director

Shri S B Dangayach, Independent Director (Non-Executive) (DIN: 01572754): Shri S B Dangayach has done B.Sc. (Physics) from Bombay University and MBA from IIM, Ahmedabad. He is founder trustee of Innovative Thought Forum an India centric "think+act" tank. He is an accomplished and versatile professional with "India Centric" mindset focused on continuous development of products and solutions that

blend appropriate elements for optimum benefit to India specific needs in holistic and integrative manner. Under his leadership, he has pioneered and created products and solutions in nationally vital domains like water storage and harvesting, building and construction, affordable housing, solid and liquid waste management, renewable energy and environment, education, resource efficiency, finance and industrial development, health and social infrastructure.

He has helped in building brand “Sintex” into a formidable entity offering innovative and affordable solution across sectors.

He has received the ‘Best Manager’ award instituted by Ahmedabad Management Association (AMA) for the year 1998. He has held many other positions like Member-Advisory Committee, Vibrant Gujarat Summit and Chairman, National Advisory Board of Plastindia Foundation, part of many foreign Delegations of Government of India and Government of Gujarat. He has conceptualized and anchored popular series of lectures at AMA under title of “New Paradigm in Health – Illness to Wellness and Beyond”. He is also featured in best selling book “Stay Hungry Stay Foolish” of Rashmi Bansal as the only “intrapreneur”.

He has a proven track record of innovation and entrepreneurship and has the ability to ideate, strategize and implement projects, programmes and plans by proper interdisciplinary coordination and leadership.

He is holding directorship in various companies including Member of Board of Governors of Auro University, Surat and Independent Director on Board of Gujarat Mineral Development Corporation Limited, Director at Narita Trade Links Private Limited and Nominee Director at Gujarat Foundation for Entrepreneur Excellence.

Directorships in other Listed Companies as on 31.03.2023:

Sr. No.	Name of the Company	Position
1.	Gujarat Mineral Development Corporation Limited	Independent Director

Shri Nitin Shukla, Independent Director (Non-Executive) (DIN: 00041433) : Shri Nitin Shukla has done B.E. (Mechanical). Shri Nitin Shukla’s career spans over four decades and nearly half as CEO-MD with JVs of MNCs in India.

He successfully implemented two large green-field projects in energy sector in Gujarat, India.

He retired from Shell Group in September, 2016 as Managing Director & CEO of Hazira LNG Pvt. Ltd. & Hazira Port Pvt. Ltd. (Shell Group companies). He led this business since FID (Final Investment Decision) taken by Shell in December, 2001. He successfully developed LNG business based on a novel spot cargo model and later based on combination of service provider coupled with spot cargoes/short term contracts. He played key role in development of non-LNG cargo port development of Hazira port through sub-concession route through international competitive bidding process.

Prior to his leadership role with Shell Group Shri Nitin Shukla was the Managing Director of Gujarat PowerGen Energy Corporation Limited (PowerGen, UK Group Company) from July 1999 to February 2002. He served as an Executive Director, Gujarat Torrent Energy Corporation Ltd. (GTEC), for nearly last two years during his tenure from November, 1992 till July, 1999. He played key role in developing 655 MW gas based dual fuel power plant within budget and on schedule during his tenure with GTEC.

He had been associated as office bearer or Executive Committee member with various business and social organizations including CII, FICCI, AMA, GCCI.

He was Chairman of CII-Gujarat and member of National Hydrocarbon Council of CII and FICCI, Member of Advisory Council of CSIR-NEERI (Council of Scientific and Industrial Research, National Environment Engineering Research Institute.)

He is an Independent Director on the Board of Gujarat Mineral Development Corporation Ltd. since 14.10.2014, and also on the Board of Gujarat Industries Power Company Ltd. He has also served as Director on the Board of Dahej SEZ Ltd.

He is also associated with not-for profit organizations such as Gujarat Vishwakosh Trust, Sabarmati Ashram Preservation Trust (Gandhi Ashram), Anuvad Academy and Research Foundation as Trustee & Director and Nominee Director at Gujarat Foundation for Entrepreneur Excellence.

Directorships in other Listed Companies as on 31.03.2023 :

Sr. No.	Name of the Company	Position
1.	Gujarat Mineral Development Corporation Limited	Independent Director
2.	Gujarat Industries Power Company Limited	Independent Director
3.	ACC Limited	Independent Director

Smt. Shridevi Shukla, Independent Director (Non-Executive) (DIN: 02028225) : Smt. Shridevi Shukla has done B.A in Economics. She has wide administrative and corporate experience. Prior to her retirement, she held various senior level positions in Government of Gujarat Departments viz., Industries and Mines, Finance, Science and Technology and General Administration etc. Subsequent to her retirement, she was appointed as Officer on Special Duty (Industries and Mines) and Appellate Authority (Mines), Industries and Mines Department from September, 2010 to February, 2014. Thereafter, she was appointed as State Information Commissioner, Gujarat Information Commission from May, 2014 to February, 2015.

She also holds directorship as Independent Director on the Board of Gujarat State Petronet Limited.

The Board of Directors of the Company appointed Smt. Shridevi Shukla as an Independent Director of the Company w.e.f. 12th May, 2022 subject to the approval of shareholders of the Company. The Shareholders of the Company had approved her appointment on 30th July, 2022 through Postal Ballot Notice dated 6th June, 2022.

Directorships in other Listed Companies as on 31.03.2023 :

Sr. No.	Name of the Company	Position
1.	Gujarat State Petronet Limited	Independent Director

Shri Swaroop P. IAS, Managing Director (Executive) (DIN: 08103838) : Shri Swaroop P. is an IAS Officer of 2003 batch. He has done Bachelor of Physiotherapy and Master of Science in Applied Psychology. He did his Master's in International Development Policy from Sanford School of Public Policy, Duke University, U.S.A. Presently, he is Commissioner of Land Reforms & Ex-officio Secretary to Government, Revenue Department, Gandhinagar.

He has held various important positions in Government of Gujarat (GoG) like Assistant Collector in Rajula in Amreli District; District Development Officer (DDO), Panchmahal; Municipal Commissioner, Jamnagar; District Collector, Gandhinagar; Additional Commissioner, Industries Department; Collector & District Magistrate, Sabarkantha; Secretary, Tribal Development, Gandhinagar; Municipal Commissioner, Vadodara.

He has held Directorship in various companies viz., GACL-NALCO Alkalies & Chemicals Private Limited, Gujarat Guardian Limited, Gujarat State Energy Generation Limited, Gujarat Energy Transmission Corporation Limited, Gujarat Industries Power Company Limited and Gujarat Chemical Port Limited.

Directorships in other Listed Companies as on 31.03.2023:

Sr. No.	Name of the Company	Position
1	Gujarat Industries Power Company Limited	Nominee Director

Dr. Hasmukh Adhia, IAS (Retd.), Chairman, Non-Executive Director (DIN: 00093974): Dr. Hasmukh Adhia, IAS (Retd.) is a Gujarat Cadre officer of Indian Administrative Services belonging to 1981 batch. He possesses a degree of M. Com. (Adv. Busi. Mangt.) P. G. Diploma in Public Policy & Management (IIM) (Gold Medalist), Ph.D. in Yoga. He commands a very vast and varied experience.

As an IAS officer, Dr. Hasmukh Adhia, IAS (Retd.) has worked in various capacities covering a very wide spectrum of Government departments, both at State and Central level. Presently, he is Principal Advisor to Chief Minister of Gujarat. Before being appointed Principal Advisor to Chief Minister of Gujarat, Dr. Hasmukh Adhia, IAS (Retd.) had worked as Union Finance Secretary & Revenue Secretary in Government of India.

He is non-executive Chairman of Bank of Baroda, and also the Chancellor of Central University of Gujarat. He serves as a member of Board of Governors of Indian Institute of Management Bangalore. He serves as Vice President in Gujarat Energy Research and Management Institute (GERMI) and Pandit Deendayal



50th Annual Report 2022-23

Energy University, Gandhinagar. He is also Chairman of Gujarat Mineral Development Corporation Limited and Gujarat International Finance Tec-City Company Limited (GIFT City).

The Board of Directors of the Company through Circular Resolution dated 20th June, 2023 and in pursuant to Letter No. MIS/11-2016/1765/E dated 19th June, 2023 issued by Energy & Petrochemicals Department, Government of Gujarat and as recommended by Nomination-cum-Remuneration Committee had appointed Dr. Hasmukh Adhia, IAS (Retd.) (DIN: 00093974) as Chairman and Director w.e.f. 20.06.2023.

Approval from the Shareholders for appointment of Dr. Hasmukh Adhia, IAS (Retd.), as Chairman and Director is being sought through Postal Ballot, pursuant to the provisions of SEBI Listing Regulations and the Companies Act, 2013.

The Board comprises of qualified members who possess required skills, expertise and competencies that allow them to make effective contributions to the Board and its Committees. While all the Board Members possess the skills identified, their area of core expertise is given below:

Name of the Director	Area of Expertise
Dr. Hasmukh Adhia, IAS (Retd.)	Leadership, Corporate Governance, Finance, Management, Legal Compliances & Risk Management, Human Resources
Shri Raj Kumar, IAS	Leadership, Corporate Governance, Management, Finance, Legal Compliances & Risk Management, Human Resources
Shri M.K. Das, IAS	Leadership, Corporate Governance, Management, Finance, Legal Compliances & Risk Management, Human Resources
Shri J P Gupta, IAS	Leadership, Corporate Governance, Management, Finance, Legal Compliances & Risk Management, Human Resources
Shri Rajiv Lochan Jain	Leadership, Corporate Governance, Production, Finance, Management, Sales and Marketing, Supply Chain, Quality Assurance, Legal Compliances & Risk Management, Research and Development, Human Resources
Shri S.B. Dangayach	Leadership, Corporate Governance, Production, Finance, Management, Sales and Marketing, Supply Chain, Quality Assurance, Legal Compliances & Risk Management, Research and Development, Human Resources
Shri Nitin Shukla	Leadership, Corporate Governance, Production, Finance, Management, Sales and Marketing, Supply Chain, Quality Assurance, Legal Compliances & Risk Management, Research and Development, Human Resources
Smt. Shridevi Shukla	Leadership, Corporate Governance, Management, Finance, Legal Compliances & Risk Management, Human Resources
Shri Swaroop P. IAS	Leadership, Corporate Governance, Management, Legal Compliances & Risk Management, Sales and Marketing, Supply Chain, Research and Development, Human Resources

During the year, Shri Pankaj Kumar, IAS (Retd.) Chairman and Director of the Company ceased as Chairman and Director of the Company w.e.f. 1st February, 2023 due to his superannuation as Chief Secretary to Government of Gujarat. The Board of Directors of the Company appointed Shri Raj Kumar, IAS as a Chairman and Director of the Company w.e.f. 21st February, 2023 subject to the approval of shareholders of the Company. The Shareholders of the Company had approved his appointment on 6th May, 2023 through Postal Ballot.

Shri Harshad R Patel, IAS Managing Director of the Company ceased from the Board of Directors of the Company w.e.f. 28th July, 2022 due to his transfer. The Board of Directors of the Company appointed Shri Swaroop P. IAS as a Managing Director of the Company w.e.f. 29th July, 2022.

Information placed before the Board

The Company places all the required information before the Board, as required under Regulation 17(7) read with Part A of Schedule II of the Listing Regulations.

Appointment of Independent Directors

Appointment of Independent Directors are made in accordance with the provisions of the Companies Act, 2013 read with the Rules framed there under and the Listing Regulations. Pursuant to the said provisions, the Letters of Appointment to the Independent Directors were issued by the Company. The terms and conditions of the appointment of the Independent Directors are available on the Website of the Company. (Weblink: https://gacl.com/upload_files/1b6f5_ID_Temrs_&_Appointment_Annexure.pdf)

In the opinion of the Board, the Independent Directors fulfil the conditions specified in Listing Regulations and they are independent of the Management.

Familiarization Programme

The Company has formulated policy on Familiarization Program to familiarize the Independent Directors with the Company, their roles, rights, responsibilities in the Company, nature of the industry in which the Company operates, business model of the Company etc. through various programmes from time to time. The said Policy along with the details of familiarization programmes is available on the Website of the Company. (https://gacl.com/upload_files/39506_Familiarization_Program_2022-23.pdf)

The Company also imparts familiarization programme to the Non-Independent Directors (on need basis) inducted during the year on the Board.

Separate meetings of the Independent Directors and of the Non-Independent Directors are convened to familiarize them with Company's operations wherein presentation is made covering details about the organizational set up of the Company, its promoters, shareholding pattern, Directors on the Board, accreditations / recognitions received by the Company, the nature of industry in which it operates, details about its plant operations like installed capacity v/s production achieved, production capacity in Chlor-Alkali industries, financial highlights of Company's performance, market share of major products, export share of major products, strategic advantages and concerns etc.

The Company also arranges plant visit(s) for the Directors upon their appointments.

Further, on appointment of an Independent Director, a formal letter of appointment is issued, which inter-alia explains the role, function, duties and responsibilities of the Independent Director under the provisions of the Companies Act, 2013 and other applicable laws. Directors are also issued Introduction Kit on their appointment, which covers the following:

- List of existing Board of Directors of the Company;
- List of existing Committees of Directors of the Company;
- Details of past and present Chairman / Chairperson;
- Details of past and present Managing Director;
- Code of Conduct for the Directors and Vigil Mechanism-cum-Whistle Blower Policy approved by the Board of Directors of the Company;
- Statement of Unaudited / Audited Financial Results of the latest period;
- Shareholding Pattern of the Company of the latest period;
- Annual Reports of the Company for the last 3 financial years immediately preceding the date of appointment of the Director;
- Memorandum and Articles of Association of the Company;
- Company's Product Profile / Brochure/Corporate Film;
- A book - "Salt of the Earth - the GACL Saga" which has documented story of GACL for benefit of general public and other stakeholders.
- A brief presentation on the Company.

MEETING OF INDEPENDENT DIRECTORS

As per Regulation 25 of the Listing Regulations and under the provisions of the Companies Act, 2013, a separate Meeting of the Independent Directors was held on 23rd May, 2022 inter-alia, to review the performance of Non-Independent Directors, Chairperson, Managing Director and the Board as a whole and to assess quality, quantity and timeliness of flow of information between Management and the Board for ensuring effective participation by the Board Members. Shri Rajiv Lochan Jain, Shri Nitin Shukla, Smt. Shridevi Shukla and Shri S B Dangayach, Independent Directors were present at the Meeting.



CODE OF CONDUCT

The Board of Directors of the Company on 29th December, 2005, has approved and adopted 'Code of Conduct' for the Directors as well as Senior Management Personnel of the Company. The 'Code of Conduct' for the Directors was further amended to include the Code for Independent Directors along with their duties pursuant to Schedule IV of the Companies Act, 2013 by the Board at its Meeting held on 5th February, 2015.

The Code of Conduct for the Directors and Senior Management Personnel is available on the Company's Website. (weblinks: https://gacl.com/upload_files/385ac_directors.pdf and https://gacl.com/upload_files/7432e_executives.pdf)

All the Board Members and the Senior Management Personnel have affirmed compliance with the 'Code of Conduct' during the Financial Year 2022-23. A declaration by the Managing Director/ Chief Executive Officer to this effect is provided at **Annexure 'I'** which forms part of this Annual Report.

BRIEF RESUME OF DIRECTORS UNDER APPOINTMENT / REAPPOINTMENT:

The brief resume as required under Regulation 36(3) of the Listing Regulations covering details about the nature of expertise, directorships and the membership of the Committees of the Board held by them on the Board on their appointment / reappointment are given in the Annexure attached with the Notice convening 50th Annual General Meeting of the Company, forming part of this Annual Report.

RELATIONSHIPS BETWEEN DIRECTORS INTER-SE:

The Directors of the Company are not inter-se related as defined under the provisions of the Companies Act, 2013 and the Listing Regulations.

NUMBER OF BOARD MEETINGS HELD AND DATES THEREOF:

During the Financial Year 2022-23, Six (6) Board Meetings were held, as per the following details:

Quarter	Date(s) of Meeting
1st Quarter – From April to June, 2022	24 th May, 2022 and 6 th June, 2022
2nd Quarter – From July to September, 2022	4 th August, 2022
3rd Quarter – From October to December, 2022	9 th November, 2022
4th Quarter – From January to March, 2023	7 th February, 2023 and 21 st March, 2023

ATTENDANCE OF DIRECTORS AT THE BOARD MEETINGS, LAST ANNUAL GENERAL MEETING AND THEIR DIRECTORSHIPS AND COMMITTEE MEMBERSHIPS IN OTHER COMPANIES:
(During FY 2022-23)

Name and Category of Directors	No. of Board Meetings of GACL attended	Attendance at last AGM of GACL held on 29.09.2022	Directorships in other Companies (Other than Pvt. Ltd.)	Audit Committee and Stakeholders' Relationship-cum-Investors' Grievance Committee in other Companies	
				Membership	Chairmanship out of Membership in Column No. 5
1	2	3	4	5	6
*Shri Pankaj Kumar, IAS Non-Executive Chairman (upto 01.02.2023)	3	No	9	0	0
** Shri Harshad R Patel, IAS, Managing Director (up to 28.07.2022)	1	N.A.	3	2	0
# Shri Milind Torawane, IAS, Managing Director (Interim Period: 28.05.2022 to 23.06.2022)	1	N.A.	8	6	0
Shri Raj Kumar, IAS Non-Executive Chairman (from 20.02.2023)	1	N.A.	9	3	2
Shri J.P Gupta, IAS Non-Executive Director	4	Yes	9	6	0
Shri M K Das, IAS Non-Executive Director	4	No	1	0	0
Shri Rajiv Lochan Jain Independent Director	6	Yes	1	2	2
Shri S.B Dangayach Independent Director	6	Yes	1	2	2
Shri Nitin Shukla Independent Director	5	Yes	3	3	0
Smt. Shridevi Shukla Independent Director	6	Yes	3	3	0
Shri Swaroop P. IAS Managing Director (from 29.07.2022)	4	Yes	5	0	0

* Shri Pankaj Kumar, IAS was appointed as Chairman and Director of the Company w.e.f. 07.09.2021. He ceased as Chairman and Director of the Company on 01.02.2023 consequent upon his superannuation as Chief Secretary to Government of Gujarat. Therefore, his particulars are taken as on date of his cessation.

** Shri Harshad R Patel, IAS was appointed as Managing Director of the Company w.e.f. 07.02.2022. He ceased as the Managing Director of the Company on 28.07.2022 due to transfer order of Government of Gujarat. Therefore, his particulars are taken as on date of his cessation.

Shri Milind Torawane, IAS was appointed as Managing Director of the Company w.e.f. 01.12.2020. He ceased as the Managing Director of the Company on 06.02.2022 pursuant to the Order of



Government of Gujarat. He further deputed as Managing Director for interim period from 28.05.2022 to 23.06.2022, pursuant to the order of Government of Gujarat.

Video conferencing facilities are provided to facilitate the Directors to participate in the meeting who could not attend the meeting in person.

NUMBER OF SHARES AND CONVERTIBLE INSTRUMENTS HELD BY NON-EXECUTIVE DIRECTORS:

During the Financial Year 2022-23 and as on 31.03.2023, none of the Directors including Non-Executive Directors was holding any Equity Share or convertible instrument in the Company.

BOARD COMMITTEES:

The Board of Directors of the Company has constituted following Committees of Directors as on 31.03.2023:

- (A) Audit Committee;
- (B) Nomination-cum-Remuneration Committee;
- (C) Stakeholders’ Relationship-cum-Investors’ Grievance Committee;
- (D) Corporate Social Responsibility (CSR) Committee;
- (E) Project Committee;
- (F) Selection Committee;
- (G) Personnel Committee;
- (H) Risk Management-cum-Safety Committee;
- (I) Corporate Environment Responsibility Committee; and
- (J) Environmental, Social, and Governance (ESG) and Sustainability Committee

(A) AUDIT COMMITTEE:

(i) BROAD TERMS OF REFERENCE

The scope of the functions and broad terms of reference of the Audit Committee are commensurate with provisions of Section 177 of the Companies Act, 2013 and Regulation 18 of the Listing Regulations. It includes review of the reports and performance of Internal Auditors, actions taken by concerned departments on report of internal auditors, review of outstanding position, review of the Corporate Budget, review of the Cost Audit Report with the Cost Auditors, review of the Quarterly and Annual Financial Results with the Statutory Auditors, review of adequacy of internal control system and procedures with the Internal Auditors, evaluation of financial controls and risk management systems including functioning of whistle blower mechanism, approval of the Related Party Transactions (RPTs), reviewing utilization of loans, advances or investments by the Company in its subsidiary and recommendation of the same for necessary approval, recommendation of appointment of Statutory Auditors, Cost Auditors and Internal Auditors for approval of the Board etc.

(ii) COMPOSITION

As at 31.03.2023, the Audit Committee comprised of five (5) Members viz. Shri Rajiv Lochan Jain as the Chairman of the Committee and Shri S B Dangayach, Shri Nitin Shukla, Smt. Shridevi Shukla and Shri Swaroop P. IAS as members of the Committee.

The Company Secretary acts as the Secretary to the Audit Committee.

(iii) MEETINGS AND ATTENDANCE

During the Financial Year 2022-23 five (5) Meetings of Audit Committee were held, i.e., on 23.05.2022, 03.08.2022, 09.11.2022, 06.02.2023 and 20.03.2023. The number of Meetings attended by Directors are as under:

Name	Category of Directorship	No. of Meetings attended
Shri Rajiv Lochan Jain	Non-Executive Independent Director	5
Shri S.B. Dangayach	Non-Executive Independent Director	5
Shri Nitin Shukla	Non-Executive Independent Director	5

Smt. Shridevi Shukla (From 24.05.2022)	Non-Executive Independent Director	4
Shri Harshad R Patel, IAS (upto 28.07.2022)	Executive Director	1
Shri Swaroop P. IAS (from 29.07.2022)	Executive Director	4

(B) NOMINATION-CUM-REMUNERATION COMMITTEE:

Pursuant to the provisions of Section 178 of the Companies Act, 2013 and Regulation 19 of the Listing Regulations, the Board has renamed the “Remuneration Committee” as the “Nomination-cum-Remuneration Committee” w.e.f. 1st August, 2014. The Committee is governed by the terms of reference which are in line with the regulatory requirements mandated by the Act and Listing Regulations.

(i) BROAD TERMS OF REFERENCE

The role of Nomination-cum-Remuneration Committee would broadly encompass the following:

- (1) to formulate the criteria for determining qualifications, positive attributes and independence of a Director and to recommend to the Board a policy relating to the remuneration of Directors, Key Managerial Personnel (KMP) and other employees;
- (2) to formulate criteria for evaluation of Directors including Independent Directors and the Board;
- (3) to devise a policy on Board diversity;
- (4) to identify persons who are qualified to become Directors and who may be appointed in Senior Management in accordance with the criteria laid down;
- (5) to recommend to the Board, appointment and removal of Director, KMP and Senior Management Personnel; and all remuneration in whatever form, payable to senior management;
- (6) to extend or continue the term of appointment of Independent Director, on the basis of the report of performance evaluation of Independent Directors.
- (7) recommend to the board, all remuneration, in whatever form, payable to senior management.

Accordingly, to enable the Committee to execute its role and responsibilities, the Committee had formulated “Nomination & Remuneration-cum-Board Diversity Policy” and the said Policy was approved by the Board. The said policy was further amended on 26.05.2016 and on 21.07.2021 to align with the provisions of the Listing Regulations and the same is available on Company’s Website.

https://gacl.com/upload_files/482cd_GACL%20NRC%20POLICY.pdf

(ii) COMPOSITION

As at 31.03.2023, there were Four (4) Members in this Committee viz. Shri Rajiv Lochan Jain as the Chairman of the Committee and Shri M K Das, IAS, Shri S.B. Dangayach and Smt. Shridevi Shukla as members of the Committee.

(iii) MEETINGS AND ATTENDANCE

During the Financial Year 2022-23, three (3) Meetings of the Committee were held i.e. on 23.05.2022, 06.06.2022 and 03.08.2022.

The number of Meetings attended by Directors are as under:

Name	Category of Directorship	No. of Meetings attended
Shri Rajiv Lochan Jain, Chairman	Non-Executive Independent Director	3
Shri M K Das, IAS	Non-Executive Independent Director	2
Shri S. B. Dangayach	Non-Executive Independent Director	3
Smt. Shridevi Shukla	Non-Executive Independent Director	2



(iv) BOARD EVALUATION

The Nomination & Remuneration-cum-Board Diversity Policy lays down criteria for performance evaluation of the Directors. The relevant extract of the Nomination & Remuneration-cum-Board Diversity Policy is reproduced below:

Criteria for Performance Evaluation

Following are the criteria for evaluation of performance of Directors and the Board:

(A) Executive Directors

The Executive Directors shall be evaluated on the basis of targets / criteria given to Executive Directors by the Board from time to time.

(B) Non-Executive Directors including Independent Directors

The Non-Executive Directors including Independent Directors shall be evaluated on the basis of the following criteria, i.e. whether they:

- (a) act objectively and constructively while exercising their duties;
- (b) exercise their responsibilities in a bona fide manner in the interest of the Company;
- (c) devote sufficient time and attention to their professional obligations for informed and balanced decision making;
- (d) do not abuse their position to the detriment of the Company or its Shareholders or for the purpose of gaining direct or indirect personal advantage or advantage for any associated person;
- (e) refrain from any action that would lead to loss of his/her independence;
- (f) inform the Board immediately when they lose their independence;
- (g) assist the Company in implementing the best Corporate Governance practices;
- (h) strive to attend all meetings of the Board of Directors and the Committees;
- (i) participate constructively and actively in the committees of the Board in which they are chairpersons or members;
- (j) strive to attend the general meetings of the Company;
- (k) keep themselves well informed about the Company and the external environment in which it operates;
- (l) do not unfairly obstruct the functioning of a proper Board or Committee of the Board;
- (m) moderate and arbitrate in the interest of the Company as a whole, in situations of conflict between management and member's interest;
- (n) abide by Company's Memorandum and Articles of Association, Company's policies and procedures including code of conduct, insider trading guidelines etc.

The Nomination-cum-Remuneration Committee adopted specific formats in form of checklists for performance evaluation of Executive & Non-Executive Directors, evaluation of Board and its various Committees and the Chairman. The said checklists were circulated to all the Board members for their feedbacks. The performance evaluation of the individual Director was done by all Directors excluding the Director being evaluated and performance evaluation of the Board and its Committees was done by all the members of Board.

(v) REMUNERATION POLICY

The Board of Directors of the Company amended the "Nomination & Remuneration-cum-Board Diversity Policy" in line with SEBI (Listing Obligations and Disclosure Requirements) (Third Amendment) Regulations, 2021.

The extract from "Nomination & Remuneration-cum-Board Diversity Policy" is set out below:

The Nomination-cum-Remuneration Committee will recommend the remuneration to be paid to the Managing Director, Whole-time Director, Key Managerial Personnel (KMP) and Senior Management Personnel to the Board for their approval. This Policy shall not be applicable in respect of appointment of Directors by Order of the Government of Gujarat pursuant to the Articles of Association of the Company.

The Committee shall ensure that:

- (a) the level and composition of remuneration so determined shall be reasonable and sufficient to attract, retain and motivate Directors, Key Managerial Personnel and Senior Management of the quality required to run the Company successfully;
- (b) the relationship of remuneration to performance is clear and meets appropriate performance benchmarks; and
- (c) Remuneration to Directors, KMPs and Senior Management Personnel involves a balance between fixed and incentive pay reflecting short and long-term performance objectives appropriate to the working of the Company and its goals.

Weblink of Nomination-cum-Remuneration & Board Diversity Policy:

https://gacl.com/upload_files/482cd_GACL%20NRC%20POLICY.pdf

(vi) DETAILS OF REMUNERATION PAID TO DIRECTORS

EXECUTIVE DIRECTOR

Pursuant to the Articles of Association of the Company, the Managing Director is nominated and appointed by the Government of Gujarat. He is being paid remuneration as per the terms and conditions prescribed by the Government and approval accorded by the Members of the Company.

The Government of Gujarat (GoG) in exercise of the powers vested in it under the Articles 11 and 14-A of the Articles of Association of the Company has vide its Order No. AIS/35.2022/24/G dated 26th July, 2022 (“GoG Order”) communicated to the Company that Shri Swaroop P. IAS (DIN: 08103838) would hold charge of the post of Managing Director of the Company, until further orders, vice Shri Harshad R Patel, IAS, transferred. Shri Swaroop P. IAS assumed the charge of Managing Director of the Company w.e.f. 29th July, 2022 until further orders by GoG. Thus, he is nominated as Government Director on the Board of the Company with effect from 29th July, 2022.

In pursuance of the provisions of Section 203 of the Companies Act, 2013 (“the Act”), GoG Order and as recommended by the Nomination-cum-Remuneration Committee held on 3rd August, 2022, the Board of Directors of the Company had in its Meeting held on 4th August, 2022, unanimously appointed Shri Swaroop P. IAS as Managing Director of the Company with effect from 29th July, 2022. The Shareholders have approved the appointment and remuneration payable to Shri Swaroop P. IAS in 49th Annual General Meeting held on 29th September, 2022. Further, the Company has received Order No. AIS-45-2022-0872-G dated 8th February, 2023 to Pay and Accounts Office, Gandhinagar, sanctioning for payment of remuneration of Rs.18,094/- Per Month with effect from 29th July, 2022 (i.e., the date on which he took over the charge) in the Special Pay / Charge Allowance payable 5% of Basic Pay as per Sixth Pay Commission. The Board of Directors of the Company at its Meeting held on 21st March, 2023 has noted, approved and confirmed the remuneration and perquisites payable to Shri Swaroop P. IAS as Managing Director.

The remuneration payable to the Managing Director is decided by the Government of Gujarat. Such remuneration is fixed as per the Government’s Rules and is not linked with the performance criteria of the Company.

NON-EXECUTIVE DIRECTORS

CRITERIA FOR PAYMENT TO NON-EXECUTIVE DIRECTORS

The Company pays Rs. 17,500/- per meeting to the Non-Executive Directors as Sitting Fees for attending Meetings of the Board of Directors or Committees thereof.

The Company pays Rs. 4,000/- per day of Meeting towards reimbursement of incidental / out-of-pocket expenses to the Non-Executive Directors for attending Meetings of the Board of Directors or Committees thereof.

Details of Sitting Fees paid to Directors during the Financial Year 2022-23 are as under :

Name	Relationship with other Directors	Business relationship with the Company, if any	Sitting Fees Paid		
			For Board Meetings (Rs.)	For Committee Meetings (Rs.)	Total (Rs.)
Shri Raj Kumar, IAS (from 21.02.2023)	No	No	17,500/-	Nil	*17,500/-
Shri Pankaj Kumar, IAS (upto 01.02.2023)	No	No	52,500/-	52,500/-	*105,000/-
Shri M K Das, IAS	No	No	70,000/-	1,22,500/-	*1,92,500/-
Shri J P Gupta, IAS	No	No	52,500/-	87,500/-	*1,40,000/-
Shri Rajiv Lochan Jain	No	No	70,000/-	4,37,500/-	**5,07,500/-
Shri S B Dangayach	No	No	70,000/-	4,20,000/-	**4,90,000/-
Shri Nitin Shukla	No	No	52,500/-	3,15,000/-	**3,67,500/-
Smt. Shridevi Shukla	No	NO	70,000/-	2,62,500/-	**3,32,500/-
Total			4,55,000/-	16,97,500/-	21,52,500/-

* Sitting Fees deposited in Government Treasury.

** The sitting fees shown above are gross payment. Out of which, TDS @ 10% was deducted.

None of the Non-Executive Directors has any other pecuniary relationship or transactions with the Company during Financial Year 2022-23.

SERVICE CONTRACTS, SEVERANCE FEE AND NOTICE PERIOD

The appointment of the Executive Director and Non-Executive Non-Independent Directors (Government Directors) is governed by the Articles of Association of the Company, resolutions passed by the Board and the Shareholders of the Company, which cover the terms and conditions of such appointments. No separate Service Contract inter-alia containing details of notice period and severance fees is entered into by the Company with these Executive and Non-Executive Non-Independent Directors.

There is no provision for payment of severance fee governing the appointment of Executive Director. The statutory provisions will, however, apply.

The Company did not have any Stock Option Scheme as on 31.03.2023.

(C) STAKEHOLDERS' RELATIONSHIP – CUM - INVESTORS' GRIEVANCE COMMITTEE:

Pursuant to the provisions of Section 178 of the Companies Act, 2013 and Regulation 20 of the Listing Regulations, the Board has renamed the "Shares / Debentures Transfers and Investors' Grievance Committee" as the "Stakeholders' Relationship-cum-Investors' Grievance Committee."

(i) BROAD TERMS OF REFERENCE

The Committee considers and approves all securities related transactions, issue of certificates and also looks into the shareholding pattern, redressal of the Investors' complaints / grievances, reviews the redressal mechanism and recommends measures to improve the level of Investor related services.

The Board has designated Shri S S Bhatt, Company Secretary & Chief General Manager (Legal, CC & CSR) as the Compliance Officer and his contact details are:

Gujarat Alkalies and Chemicals Ltd.

P.O. : Ranoli : 391 350 Dist. : Vadodara

e-mail: investor_relations@gacl.co.in; cosec@gacl.co.in

(ii) COMPOSITION

As at 31.03.2023, the Committee comprised of four (4) Members viz. Shri Rajiv Lochan Jain as the Chairman of the Committee and Shri M K Das, IAS, Shri Nitin Shukla and Shri Swaroop P. IAS as members of the Committee.

(iii) MEETINGS AND ATTENDANCE

During the Financial Year 2022-23, four (4) Meetings of the Committee were held, i.e., on 23.05.2022, 03.08.2022, 09.11.2022 and 06.02.2023.

The number of Meetings attended by Directors are as under:

Name	Category of Directorship	No. of Meetings attended
Shri Rajiv Lochan Jain, Chairman (w.e.f. 31.01.2019).	Non-Executive Independent Director	4
Shri M K Das, IAS	Non-Executive Non Independent Director	1
Shri Nitin Shukla (from 24.03.2022)	Non-Executive Independent Director	4
Shri Swaroop P. (from 29.07.2022)	Executive Director	2
Shri Harshad R Patel, IAS (upto 28.07.2022)	Executive Director	1

(iv) Details of Shareholders' Complaints received and resolved or pending during the Financial Year 2022-23:

Nature of complaints	Received	Satisfactorily Resolved
Non receipt of Share Certificates / Demat Credit	13	13
Letters/Complaints from SEBI / Stock Exchanges	11	11
Non receipt of Dividend	12	12
Non receipt of Annual Reports	1	1
Others	-	-
Total	37	37

Number of pending Share Transfer as on 31.03.2023 – Nil

(D) CORPORATE SOCIAL RESPONSIBILITY (CSR) COMMITTEE:

Pursuant to the provisions of Section 135 read with Schedule VII of the Companies Act, 2013 and Companies (Corporate Social Responsibility Policy) Rules, 2014, the Board has constituted Corporate Social Responsibility (CSR) Committee.

(i) BROAD TERMS OF REFERENCE

The role of CSR Committee mainly covers:

- (1) to formulate and recommend to the Board a CSR Policy indicating activities proposed to be carried out;
- (2) to recommend the amount of expenditure to be incurred for CSR activities; and
- (3) to monitor periodically, the CSR Policy and its implementation.

(ii) COMPOSITION

As at 31.03.2023, the Committee comprised of six (6) Members viz. Shri Raj Kumar, IAS as the Chairman of the Committee and Shri M K Das, IAS, Shri J P Gupta, IAS, Shri S.B Dangayach, Smt. Shridevi Shukla and Shri Swaroop P. IAS as members of the Committee.

(iii) MEETINGS AND ATTENDANCE

During the Financial Year 2022-23, three (3) Meetings of the Committee were held, i.e., on 24.05.2022, 04.08.2022 and 07.02.2023.

The number of Meetings attended by Directors are as under:

Name	Category of Directorship	No. of Meetings attended
Shri Raj Kumar, IAS, Chairman (from 21.02.2023)	Non- Executive Non Independent Director	N.A.*
Shri Pankaj Kumar, IAS (upto 01.02.2023)	Non- Executive Non Independent Director	1
Shri M K Das, IAS	Non- Executive Non Independent Director	2
Shri J P Gupta, IAS (from 08.02.2022)	Non- Executive Non Independent Director	1
Shri S.B Dangayach	Non- Executive Independent Director	3
Smt. Shridevi Shukla (from 24.05.2022)	Non- Executive Independent Director	2
Shri Swaroop P. IAS (from 29.07.2022)	Executive Director	2
Shri Harshad Patel, IAS (up to 28.07.2022)	Executive Director	1

* since no Corporate Social Responsibility Committee was held during 21.02.2023 to 31.03.2023.

(E) PROJECT COMMITTEE :

(i) BROAD TERMS OF REFERENCE

The Committee meets as and when proposals for new projects, expansions and debottlenecking etc. are to be considered and to recommend the same to the Board for approval and reviews the progress of various projects on hand for timely implementation.

(ii) COMPOSITION

As at 31.03.2023, the Committee comprised of Eight (8) Members viz. Shri Raj Kumar, IAS as the Chairman of the Committee and Shri M K Das, IAS, Shri J P Gupta, IAS, Shri Rajiv Lochan Jain, Shri S. B. Dangayach, Shri Nitin Shukla, Smt. Shridevi Shukla and Shri Swaroop P. IAS as members of the Committee.

(iii) MEETINGS AND ATTENDANCE

During the Financial Year 2022-23, four (4) Meetings of the Committee were held, i.e. on 24.05.2022, 04.08.2022, 09.11.2022 and 07.02.2023.

The number of Meetings attended by Directors are as under:

Name	Category of Directorship	No. of Meetings attended
Shri Raj Kumar, IAS (as Chairman from 21.02.2023)	Non- Executive Non Independent Director	N.A.*
Shri Pankaj Kumar, IAS (as Chairman upto 01.02.2023)	Non- Executive Non Independent Director	2
Shri M K Das, IAS	Non- Executive Non Independent Director	2
Shri J P Gupta, IAS	Non- Executive Non Independent Director	3
Shri Rajiv Lochan Jain	Non- Executive Independent Director	4
Shri S.B Dangayach	Non- Executive Independent Director	4
Shri Nitin Shukla	Non- Executive Independent Director	3

Smt. Shridevi Shukla	Non- Executive Independent Director	3
Shri Harshad R Patel, IAS (upto 28.07.2022)	Executive Director	1
Shri Swaroop P. IAS (from 29.07.2022)	Executive Director	3

*Since no Project Committee Meeting was held during 21.02.2023 to 31.03.2023.

(F) SELECTION COMMITTEE:

The Board of Directors of the Company at its Meeting held on 29th September, 2016 reconstituted “Personnel-cum-Selection Committee” by forming two separate committees viz. (1) “Selection Committee” and (2) “Personnel Committee of Directors” for smooth functioning of interview process of Senior Management candidates/employees by the Company.

The Company Secretary acts as Secretary of Selection Committee.

(i) BROAD TERMS OF REFERENCE

The Selection Committee meets to conduct interviews for the promotions of Sr. Executives of the Company and selection of external candidates for the position of Sr. Executives of the Company i.e., for Dy. General Manager (DGM) & above, as and when required. The decision / recommendations of the Selection Committee is put up to the Personnel Committee / Board of Directors.

(ii) COMPOSITION

As at 31.03.2023, the Committee comprised of three (3) Members viz. Managing Director, One Independent Director (subject to availability) of the Board as per convenience indicated to the Managing Director and One outside expert as may be decided by the Managing Director.

(iii) MEETINGS AND ATTENDANCE

During the Financial Year 2022-23, two (2) Meetings of the Committee were held on 17.09.2022 and 27.12.2022.

The details of the Meeting attended by Directors / outside experts are as under:

Name	Category of Directorship	No. of Meetings attended
Shri Rajiv Lochan Jain	Non- Executive Independent Director	1
Shri S B Dangayach	Non- Executive Independent Director	1
Outside expert(s)	N.A.	2
Shri Swaroop P. IAS (from 29.07.2022)	Managing Director	2

(G) PERSONNEL COMMITTEE:

The Board of Directors of the Company at its Meeting held on 29th September, 2016 reconstituted “Personnel-cum-Selection Committee” by forming two separate committees viz. (1) “Selection Committee” and (2) “Personnel Committee of Directors” for smooth functioning of interview process by the Company.

The Company Secretary acts as Secretary of Personnel Committee.

(i) BROAD TERMS OF REFERENCE

The Personnel Committee meets as and when proposals and recommendations of the Selection Committee are to be considered for approval of appointments of external candidates and promotions of Sr. Executives of the Company. The Committee is delegated with all matters relating to Company's Personnel that has not been delegated to Managing Director of the Company. The Committee also reviews the delegated powers to Managing Director and make suitable modifications as deemed fit for smooth functioning of interview process of the Company. The Board members are informed about the decisions of the Personnel Committee by circulating the Minutes of the Meetings of Personnel Committee. The Committee also recommend to the Board for its approval Personnel and HR related policies / matters.

**(ii) COMPOSITION**

As at 31.03.2023, the Committee comprised of four (4) Members viz. Shri Rajiv Lochan Jain as the Chairman of the Committee and Shri S.B. Dangayach, Smt. Shridevi Shukla and Shri Swaroop P. IAS as members of the Committee.

(iii) MEETINGS AND ATTENDANCE

During the Financial Year 2022-23, two (2) Meetings of the Committee were held, i.e., on 23.05.2022 and 06.02.2023.

The number of Meetings attended by Directors are as under:

Name	Category of Directorship	No. of Meetings attended
Shri Rajiv Lochan Jain, Chairman	Non- Executive Independent Director	2
Shri S.B. Dangayach	Non- Executive Independent Director	2
Smt. Shridevi Shukla	Non- Executive Independent Director	1
Shri Swaroop P, IAS (from 29.07.2022)	Managing Director	1
Shri Harshad Patel, IAS (upto 28.07.2022)	Managing Director	1

(H) RISK MANAGEMENT-CUM-SAFETY COMMITTEE:

In the Financial Year 2014-15, the Company had constituted Internal Risk Management Committee comprising of Senior Executives of the Company who are heading respective departments viz. Finance, Manufacturing, Marketing, Purchase, Project, Safety, Information Technology, HR, Secretarial and Legal functions. The Managing Director is the Chairman of the Internal Risk Management Committee. The Internal Risk Management Committee reports to the Managing Director and the risks identified by the said Committee along with proposed mitigation actions are discussed periodically on quarterly basis with the Managing Director. Out of the various risks identified by the Internal Risk Management Committee, the Audit Committee has identified certain critical risks, which are reviewed by the Risk Management-Cum-Safety Committee, the Audit Committee and by the Board of Directors periodically. A Report on the steps taken to mitigate those critical risks is also submitted to the Risk Management-Cum-Safety Committee, Audit Committee and the Board of Directors.

The Board of Directors of the Company at its Meeting held on 11.02.2016 had constituted Risk Management Committee of Directors. The Board at its Meeting held on 10.11.2016 has renamed "Risk Management Committee" as "Risk Management-cum-Safety Committee" as recommended by the Audit Committee.

Pursuant to provisions of Regulations 17 & 21 of Listing Regulations and Sections 134 & 177 of the Companies Act, 2013 ("the Act") and other applicable provisions, if any, of the Listing Regulations and the Act, the Board of Directors of the Company at its meeting held on 2nd November, 2018 has framed and approved "Risk Management Policy" of the Company. The Company has further amended its Risk Management Policy in line with amendments under SEBI (Listing Obligations and Disclosure Requirements) (Second Amendment) Regulations, 2021.

(i) BROAD TERMS OF REFERENCE

The scope of the Committee includes to review and monitor the various risks and safety hazards concerning the Company in particular including financial, operational, sectoral, information, cyber security risks or any other risk as may be determined by the Committee and its mitigation plan and such other functions as required under the regulations or other applicable laws, as amended from time to time.

(ii) COMPOSITION

As at 31.03.2023, the Committee comprised of four (4) Members viz. Shri Rajiv Lochan Jain as the Chairman of the Committee and Shri S.B. Dangayach, Shri Nitin Shukla, Shri Swaroop P. IAS, Managing Director as members of the Committee.

The Company Secretary acts as Secretary of Risk Management-Cum-Safety Committee.

(iii) MEETINGS AND ATTENDANCE

During the Financial Year 2022-23, three (3) Meeting of the Committee was held on 03.08.2022, 09.11.2022 and 20.03.2023.

The number of Meetings attended by Directors are as under:

Name	Category of Directorship	No. of Meetings attended
Shri Rajiv Lochan Jain, Chairman	Non- Executive Independent Director	3
Shri S.B. Dangayach	Non- Executive Independent Director	3
Shri Nitin Shukla	Non- Executive Independent Director	3
Shri Swaroop P. IAS (from 29.07.2022)	Executive Director	3
Shri Harshad R. Patel (upto 28.07.2022)	Executive Director	N.A.*

* since no Risk Management-Cum-Safety Committee meeting was held during 01.04.2022 to 28.07.2022.

(I) CORPORATE ENVIRONMENT RESPONSIBILITY COMMITTEE:

During the Financial Year 2021-22, the Board of Directors of the Company has constituted Corporate Environment Responsibility (CER) Committee to ensure that CER obligations of the Company would be carried out as per the Environment Clearance (ECs) and/or other permissions/licenses issued for various projects and would be implemented and monitored on regular basis. Members of CSR Committee formed CER Committee.

(i) BROAD TERMS OF REFERENCE

- To review and approve the action plan formulated by the Company to carry out its CER obligations as per the Environment Clearances (ECs) issued for various Projects by the appropriate authority and to recommend the same to the Board, from time to time;
- To review and monitor on periodical basis the implementation of CER obligations to be carried out by the Company as approved by the Committee and to inform the same to the Board, from time to time;
- To review and monitor the other compliances with respect to CER obligations to be made by the Company including but not limited to submission of half yearly monitoring report to the regional office and to the District Collector and its uploading on the website of the Company;
- To exercise such powers as the Committee may be required to exercise under the applicable laws to ensure that CER obligations of the Company are carried out in accordance with the respective ECs / permissions / licenses etc.

(ii) COMPOSITION

As at 31.03.2023, the Committee comprised of Six (6) Members viz. Shri Raj Kumar, IAS as the Chairman of the Committee and Shri M K Das, IAS, Shri J P Gupta, IAS, Shri S.B Dangayach, Smt. Shridevi Shukla and Shri Swaroop P. IAS as members of the Committee.

The Company Secretary acts as Secretary of Corporate Environment Responsibility Committee.

(iii) MEETINGS AND ATTENDANCE

During the Financial Year 2022-23, there was no requirement of holding Corporate Environment Responsibility (CER) Committee Meeting.

(J) ENVIRONMENTAL, SOCIAL, AND GOVERNANCE (ESG) AND SUSTAINABILITY COMMITTEE

The Board of Directors of the Company in its meeting held on 22nd May, 2023 has constituted Environmental, Social & Governance (“ESG”) and Sustainability Committee of Directors to review and approve the action plan formulated by the Company to carry out its Business Responsibility and Sustainability Report (BRSR) and Environmental, Social, and Governance (ESG) obligations and to recommend the same to the Board, from time to time.

(i) BROAD TERMS OF REFERENCE

- To review and approve the action plan formulated by the Company to carry out its Business Responsibility and Sustainability Report (BRSR) and Environmental, Social, and Governance (ESG) obligations and to recommend the same to the Board, from time to time;
- To review and monitor on periodical basis the implementation of BRSR and ESG obligations to be carried out by the Company as approved by the Committee and to inform the same to the Board, from time to time;



- c) To review and monitor the other compliances with respect to BRSR and ESG obligations to be made by the Company;
- d) To oversee the implementation of policies contained in the Business Responsibility and Sustainability requirements and to make any changes / modifications, as may be required from time to time and to review and recommend the Business Responsibility and Sustainability Report (BRSR) to the Board; and
- e) To exercise such powers as the Committee may be required to exercise under the applicable laws to ensure that BRSR and ESG obligations of the Company are carried out in accordance with the applicable laws.

(ii) COMPOSITION

The Committee comprised of Four (4) Members viz. Shri Rajiv Jain as the Chairman of the Committee and Shri S.B Dangayach, Shri Nitin Shukla and Shri Swaroop P. IAS as members of the Committee.

The Company Secretary acts as Secretary of Environmental, Social & Governance (“ESG”) and Sustainability Committee.

(iii) MEETINGS AND ATTENDANCE

The Board of Directors of the Company has constituted the Environmental, Social & Governance (“ESG”) and Sustainability Committee on 22nd May, 2023. Hence there was no meeting held during the Financial Year 2022-23.

4. GENERAL BODY MEETINGS:

The details as to the timings, date and venue of the last three Annual General Meetings (AGM) of the Company held are as under:

Financial Year	2021-22	2020-21	2019-20
AGM No.	49 th AGM	48 th AGM	47 th AGM
Date	29.09.2022	23.09.2021	25.09.2020
Time	at 11:30 a.m.	at 11:00 a.m.	at 11:30 a.m.
Venue	Meeting conducted through Video-Conference / Other Audio Visual Means pursuant to MCA Circular	Meeting conducted through Video-Conference / Other Audio Visual Means pursuant to MCA Circular	Meeting conducted through Video-Conference /Other Audio Visual Means pursuant to MCA Circular
Special Resolutions Passed	In 47th AGM , Special Resolution was passed by the Shareholders. In 48th AGM , there was no Special Resolution proposed. In 49th AGM , there was no Special Resolution proposed.		

POSTAL BALLOT

During the Financial Year 2022-23, the Company has passed following Resolutions by Postal Ballot.

- a) Postal Ballot Notice Dated 6th June, 2022
 - i. To appoint Smt. Shridevi Shukla (DIN: 02028225) as an Independent Director of the Company (Special Resolution);
 - ii. To approve transaction with Related Parties (Ordinary Resolution);
 - iii. To appoint Shri Milind Torawane, IAS (DIN:03632394) as a Managing Director of the Company for Interim Period (Ordinary Resolution).

Procedure adopted for Postal Ballot:

The Board of Directors had approved the appointment of Mr. Niraj Trivedi, Practicing Company Secretary to act as Scrutinizer for conducting Postal Ballot process including scrutinizing the Remote E-voting process to be provided to the Shareholders to cast their votes on the Resolutions proposed in the Postal Ballot Notice and also approved appointment of Central Depository Services (India) Limited (“CDSL”) for facilitating remote e-voting to enable the Shareholders to cast their votes electronically.

Pursuant to Sections 108 and 110 and other applicable provisions, if any, of the Companies Act, 2013, (“the Act”), read with the Companies (Management and Administration) Rules, 2014 (“Rules”) and further read with General

Circulars No. No.14/2020 dated April 8, 2020, General Circular No.17/2020 dated April 13, 2020 and other relevant circulars, including No.22/2020 dated June 15, 2020; No. 33/2020 dated September 28, 2020; No.39/2020 dated December 31, 2020, No.10/2021 dated June 23, 2021, No.20/2021 dated December 8, 2021 and No. 3/2022 dated May 5, 2022, issued by the Ministry of Corporate Affairs (“MCA Circulars”); the Securities and Exchange Board of India (Listing Obligations and Disclosure Requirements) Regulations, 2015 (“SEBI Listing Regulations”), Secretarial Standard issued by the Institute of Company Secretaries of India on General Meetings (“SS-2”) and other applicable laws, Rules, Regulations (including any statutory modification(s) or re-enactment(s) thereof, for the time being in force and as amended from time to time) (“applicable laws”), the Postal Ballot Notice dated 6th June, 2022 (“the Notice”) together with the Explanatory Statement seeking approval of the Members of the Company for the aforementioned Resolutions by way of Postal Ballot through remote e-voting was dispatched and circulated on 28th June, 2022. The Notice was submitted to the Stock Exchanges and uploaded on the websites of the Company and CDSL on 28th June, 2022.

The Notice was sent to the Shareholders who already had their email address registered with the Company/ Depositories and whose names appeared in the Register of Shareholders/List of Beneficial Owners as received from Depositories i.e. National Securities Depository Limited (“NSDL”)/ Central Depository Services (India) Limited (“CDSL”) as on Friday, June 24, 2022 (“cut-off date”).

Intimation regarding completion of dispatch of Postal Ballot through email and details of e-voting were published on 29th June, 2022 in Financial Express, All Edition (In English) and Gujarat Edition (In Gujarati) newspapers.

Electronic voting (Remote e-Voting) by Members of the Company commenced on Friday, July 1, 2022 (9:00 a.m. IST) and ended on Saturday, July 30, 2022 (5:00 p.m. IST).

Shri Niraj Trivedi, Scrutinizer had carried out scrutiny of e-votes received upto Saturday, July 30, 2022 (5:00 p.m. IST), being the last day of e-voting for Postal Ballot voting and prepared a Scrutinizer’s Report on the basis of data / reports received by him.

Thereafter, the Scrutinizer had submitted his Report dated 1st August, 2022. In accordance with Regulation 44 (3) of SEBI (Listing Obligations and Disclosure Requirements) Regulations, 2015, the Company submitted voting results for the Resolutions under the Postal Ballot Notice dated 6th June, 2022 in the prescribed format along with the Scrutinizer’s Report dated 1st August, 2022 to the Stock Exchanges i.e. BSE Limited and National Stock Exchange of India Limited on 1st August, 2022, uploaded the same on the websites of the Company and CDSL and also published on the Notice Board of the Company.

The Resolutions contained in the Notice dated 6th June, 2022 of the above Postal Ballot were approved by requisite majority of Members through remote e-Voting. Accordingly, the Resolutions were declared to be passed on 1st August, 2022. Details of Voting Patterns are provided below:

Reso. No.	Resolutions	No. & % votes in favour	No. & % votes against	No. of votes invalid/ abstained
1.	Appointment of Smt. Shridevi Shukla (DIN: 02028225) as an Independent Director of the Company. (Special Resolution)	3,80,14,984 (99.9962%)	1,426 (00.0038%)	0
2.	To approve transactions with Related Parties. (Ordinary Resolution)	32,27,279 (80.0794%)	8,02,821 (19.9206%)	3,39,86,310*
3.	Appointment of Shri Milind Torawane, IAS (DIN: 03632394) as the Managing Director of the Company for Interim Period. (Ordinary Resolution)	3,79,91,281 (99.9339%)	25,129 (00.0661%)	0

*Note :- Being a related party transaction, all the related parties i.e. Seven (07) number of promoters of the Company have not exercised their right to vote. Hence, they have abstained from voting.

b) Postal Ballot Notice dated 21st March, 2023

i. To appoint Shri Raj Kumar, IAS (DIN: 00294527) as Chairman & Director of the Company (Ordinary Resolution).



Procedure adopted for Postal Ballot:

The Board of Directors had approved the appointment of Mr. Niraj Trivedi, Practicing Company Secretary to act as Scrutinizer for conducting Postal Ballot process including scrutinizing the Remote E-voting process to be provided to the Shareholders to cast their votes on the Resolutions proposed in the Postal Ballot Notice and also approved appointment of Central Depository Services (India) Limited (“CDSL”) for facilitating remote e-voting to enable the Shareholders to cast their votes electronically.

Pursuant to Sections 108 and 110 and other applicable provisions, if any, of the Companies Act, 2013, (“the Act”), read with the Companies (Management and Administration) Rules, 2014 (“Rules”) and further read with General Circulars No. 14/2020 dated April 8, 2020, General Circular No.17/2020 dated April 13, 2020 and other relevant circulars, including General Circular No.20/2021 dated December 8, 2021, General Circular No. 3/2022 dated May 5, 2022 and General Circular No. 11/2022 dated December 28, 2022, issued by the Ministry of Corporate Affairs (“MCA Circulars”); the Securities and Exchange Board of India (Listing Obligations and Disclosure Requirements) Regulations, 2015 (“SEBI Listing Regulations”), Secretarial Standard issued by the Institute of Company Secretaries of India on General Meetings (“SS-2”) and other applicable laws, Rules, Regulations (including any statutory modification(s) or re-enactment(s) thereof, for the time being in force and as amended from time to time) (“applicable laws”), the Postal Ballot Notice dated 21st March, 2023 (“the Notice”) together with the Explanatory Statement seeking approval of the Members of the Company for the aforementioned Resolution by way of Postal Ballot through remote e-voting was dispatched and circulated on 5th April, 2023. The Notice was submitted to the Stock Exchanges and uploaded on the websites of the Company and CDSL on 5th April, 2023.

The Notice was sent to the Shareholders who already had their email address registered with the Company/ Depositories and whose names appeared in the Register of Shareholders/List of Beneficial Owners as received from Depositories i.e. National Securities Depository Limited (“NSDL”)/ Central Depository Services (India) Limited (“CDSL”) as on Friday, March 31, 2023 (“cut-off date”).

Intimation regarding completion of dispatch of Postal Ballot through email and details of e-voting were published on 6th April, 2023 in Business Standard, All Edition (In English) and Loksatta Jansatta, All Gujarat Edition (In Gujarati) newspapers.

Electronic voting (Remote e-Voting) by Members of the Company commenced on Friday, April 7, 2023 (9:00 a.m. IST) and ended on Saturday, May 6, 2023 (5:00 p.m. IST).

Shri Niraj Trivedi, Scrutinizer had carried out scrutiny of e-votes received upto Saturday, May 6, 2023 (5:00 p.m. IST), being the last day of e-voting for Postal Ballot voting and prepared a Scrutinizer’s Report on the basis of data / reports received by him.

Thereafter, the Scrutinizer had submitted his Report dated 8th May, 2023. In accordance with Regulation 44 (3) of SEBI (Listing Obligations and Disclosure Requirements) Regulations, 2015, the Company submitted voting results for the Resolution under the Postal Ballot Notice dated 21st March, 2023 in the prescribed format along with the Scrutinizer’s Report dated 8th May, 2023 to the Stock Exchanges i.e. BSE Limited and National Stock Exchange of India Limited on 8th May, 2023, uploaded the same on the websites of the Company and CDSL and also published on the Notice Board of the Company.

The Resolution contained in the Notice dated 21st March, 2023 of the above Postal Ballot were approved by requisite majority of Members through remote e-Voting. Accordingly, the Resolution was declared to be passed on 8th May, 2023. Details of Voting Patterns are provided below:

Reso. No.	Resolutions	No. & % votes in favour	No. & % votes against	No. of votes invalid/ abstained
SPECIAL BUSINESS :				
1.	To appoint Shri Raj Kumar, IAS (DIN: 00294527) as a Chairman & Director of the Company, not liable to retire by rotation. (Ordinary Resolution)	3,69,89,328 (97.63%)	8,96,065 (2.37%)	0

5. DEMAT SUSPENSE ACCOUNT / UNCLAIMED SUSPENSE ACCOUNT:

SEBI vide Circular No. : CIR/CFD/DIL/10/2010 dated 16.12.2010 has amended Clause 5A of the Listing Agreement to provide that Shares held physically which may have remained unclaimed by Shareholders due to insufficient / incorrect information or for any other reason should be transferred in demat mode to one folio in the name of

“Unclaimed Suspense Account” with one of the Depository Participants. Accordingly, as approved by the Board at its Meeting held on 05.08.2013, the Company has opened “GACL – Unclaimed Shares Suspense Account” with Stock Holding Corporation of India Ltd., Vadodara (SHCIL) and transferred therein 8,021 unclaimed Shares of Rs.10/- each representing 262 Shareholders.

Pursuant to the provisions of Section 124 of the Companies Act, 2013 and Rule 6 of the Investor Education and Protection Fund Authority (Accounting, Audit, transfer and Refund) Rules, 2016, as amended, the Company had transferred 25,996 Equity Shares of 388 Shareholders of the Company, in respect of which Dividend has remained unclaimed or unpaid for a period of seven consecutive years or more through Corporate Actions to the demat Account of IEPF Authority with Central Depository Services (India) Ltd. and the Corporate Actions were completed on 29.11.2022.

The balance of Unclaimed Shares lying in the said Suspense Account with SHCIL (in demat mode) as on 31.03.2023 is as under:

Particulars	Shareholders (Nos.)	Outstanding Shares (Nos.)
At the beginning of the year (01.04.2022)	14	388
Shares transferred to IEPF Authority in respect of which dividend is not claimed for seven consecutive years	2	19
No. of Shareholders who claimed shares during the year	--	--
No. of Shareholders to whom Share Certificates are dispatched	--	--
No. of Shareholders and unclaimed Shares at the end of the year (31.03.2023)	12	369

The voting rights on the said 369 Shares shall remain frozen till the rightful owner of such shares claims the shares.

The Company endeavors to trace the current address of the shareholders (whose share certificates are unclaimed) through their neighbors at registered address and by reference to telephone directory. The share certificates are released on receipt of their claim along with KYC documents like copy of PAN Card and residence proof etc.

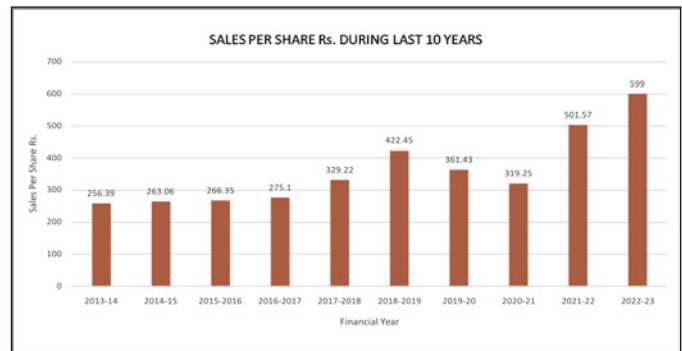
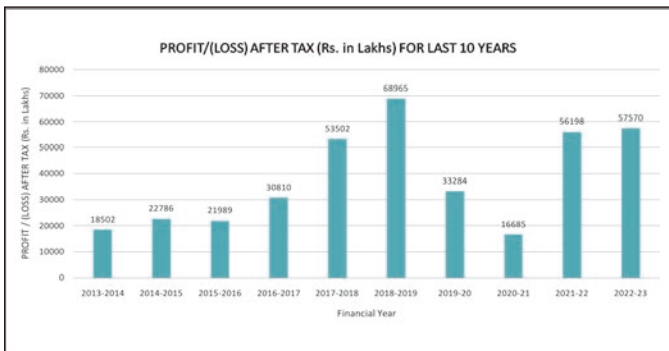
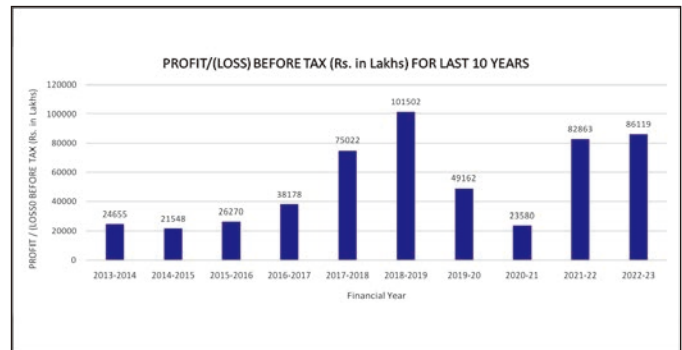
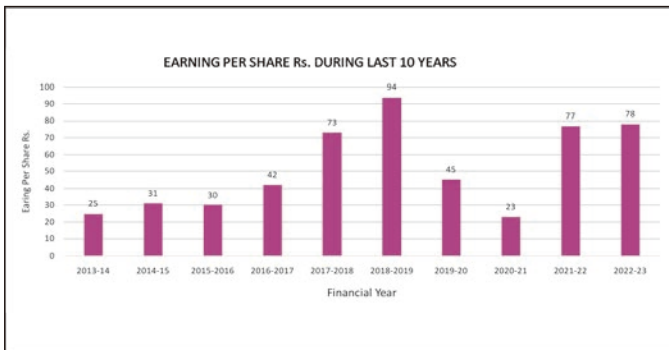
6. QUARTERLY COMPLIANCE REPORT:

The Company has submitted Corporate Governance Compliance Report in the prescribed format for each quarter during the Financial Year 2022-23 to BSE Limited and National Stock Exchange of India Limited, where the Company's Securities are listed, within twenty-one (21) days from the close of respective quarters.

7. FINANCIAL RESULTS – 2022-23:

[Rs. in Lakhs]

PARTICULARS	QUARTER				Total F. Y. 2022-23
	I	II	III	IV	
Total Income	1,13,422	1,14,920	1,12,898	1,14,625	4,55,865
Total Expenses	(74,657)	(90,136)	(85,844)	(89,554)	(3,40,191)
Profit Before Interest, Depreciation and Tax	38,765	24,784	27,054	25,071	1,15,674
Interest	(158)	(260)	(756)	(772)	(1,946)
Depreciation	(4,981)	(5,957)	(7,918)	(8,753)	(27,609)
Profit Before Tax	33,626	18,567	18,380	15,546	86,119
Less :- Provision for Tax	(11,419)	(5,788)	(6,985)	(4,357)	(28,549)
Profit After Tax	22,207	12,779	11,395	11,189	57,570
Other Comprehensive Income	(17,160)	18,569	(3,805)	(7,230)	(9,626)
Total Comprehensive Income	5,047	31,348	7,590	3,959	47,944
Earning Per Share (Not Annualized)	30.24	17.40	15.52	15.23	78.39



8. DISCLOSURE OF ACCOUNTING TREATMENT:

The financial statements have been prepared in accordance with Indian Accounting Standards (Ind AS) as notified under section 133 of the Companies Act, 2013 read with the Companies (Indian Accounting Standards) Rules, 2015 as amended and other relevant provisions of the Act as amended from time to time.

9. INSIDER TRADING:

Pursuant to the requirements of the SEBI (Prohibition of Insider Trading) Regulations, 2015 (“PIT Regulations”), the Board of Directors at its Meeting held on 26th May, 2015 had adopted the Code of Conduct to Regulate, Monitor and Report Trading by Insiders and Code of Practices and Procedures for Fair Disclosure of Unpublished Price Sensitive Information.

SEBI has vide it’s various Notifications further amended the PIT Regulations. As per the amended provisions of the PIT Regulations, the Board of Directors amended the Policies viz. 1. Code of Conduct to Regulate, Monitor and Report Trading by Insiders and 2. the Code of Practices and Procedures of Fair Disclosure of Unpublished Price Sensitive Information (UPSI). The Board also formulated Whistle Blower Policy in case of leak or suspected leak of UPSI and Policy for determination of legitimate purposes which are part of 1 and 2 Policies referred above. The said Policies are available on the Website of the Company at Weblink :

https://gac1.com/upload_files/92091_Code%20of%20Conduct%20-%20Website.pdf and https://gac1.com/upload_files/9acb0_corporate_disclosure.pdf

The Closure of Trading Window starts immediately on close of the quarter till 48 hours (Forty Eight Hours) after the declaration of financial results.

The Company had communicated Do’s and Don’ts for prohibition of Insider Trading to all the designated persons for creating awareness on the PIT Regulations so that designated persons can comply with various requirements before doing trading in the securities of the Company. The same is also placed on Intranet (an e-portal of employees of the Company) under Notice Board section.

On 11.07.2022 and 13.03.2023, the Company has organized awareness cum induction programmes through various Webinars on Prohibition of Insider Trading for all the designated employees to comply with various requirements before doing trading in the securities of the Company.

The Company has developed its Learning Management System [LMS] portal for engagement of Employees of the Company to empower them self by using LMS portal and getting updated through learning. The Company had also made available the Presentation on Prohibition of Insider Trading on LMS portal for easily available to the Employees.

The Company Secretary & Chief General Manager (Legal, CC & CSR) is designated as the Compliance Officer for this purpose.

10. DISCLOSURE OF MATERIAL TRANSACTIONS TO THE BOARD BY SENIOR MANAGEMENT:

The senior management personnel give disclosure on annual basis to the Board for all material financial and commercial transactions, where they have personal interest that may have a potential conflict with the interest of the Company at large. As per the disclosures received, no such transaction has taken place during the Financial Year 2022-23.

11. MEANS OF COMMUNICATION:

Financial Results of the Company are published in the following newspapers:

Period	Date of approval by the Board	Date of Publication	Newspapers
Standalone & Consolidated Unaudited Financial Results for 1 st Quarter ended on 30.06.2022.	04.08.2022	05.08.2022	Business Standard (English) – All India Editions Loksatta (Gujarati), Vadodara
Standalone & Consolidated Unaudited Financial Results for 2 nd Quarter ended on 30.09.2022.	09.11.2022	10.11.2022	Financial Express (English) – All India Editions Financial Express (Gujarati) – All Gujarat Editions
Standalone & Consolidated Unaudited Financial Results for 3 rd Quarter ended on 31.12.2022.	07.02.2023	08.02.2023	Business Standard (English) – All India Editions Loksatta (Gujarati), Vadodara
Standalone & Consolidated Audited Financial Results for 4 th Quarter and for the financial year ended on 31.03.2023.	22.05.2023	23.05.2023	Financial Express (English) – All India Editions Financial Express (Gujarati) – All Gujarat Editions

Shareholders' Information is available on the Company's website (<https://www.gacl.com>) under "Investors" Section. Annual Report, latest Shareholding Pattern, Quarterly, Half Yearly and Annual Financial Results are available under the said section. Full Annual Report is sent to each shareholder at his / her e-mail ID.

Official news releases, media releases and other updates are sent to the Stock Exchanges. The Conference Call Transcript with analysts / Presentation to Investors / Analysts are available on the website of the Company.

12. OTHER DISCLOSURES:

12.1 Disclosure on materially significant related party transactions i.e., transactions of the Company of material nature, with its Promoters, the Directors or the management, their subsidiaries or relatives etc. that may have potential conflict with the interest of the Company at large.

The Company does not have any materially significant related party transaction, which may have potential conflict with the interest of the Company at large. Transactions with related parties are disclosed in Note No. 38 of Notes to Accounts.

As per Notification no. SEBI/LAD-NRO/GN/2018/10 dated 9th May, 2018 and as per SEBI (Listing Obligations and Disclosure Requirements) (Amendment) Regulations, 2018, the Board of Directors of the Company at its Meeting held on 31st January, 2019 has amended "Related Party Transactions Policy". Further in line with recent amendments in Listing Regulations, the Policy on Related Party Transactions was amended by the Board of Directors of the Company at its Meeting held on 10th August, 2021, which was further amended by the Board of Directors of the Company at its Meeting held on 08th February, 2022 and the same is available on the Company's Website at Weblink: https://gacl.com/upload_files/37a3e_Related%20Party%20Transaction.pdf

12.2 Details of non-compliance by the Company, penalties and strictures imposed on the Company by Stock Exchange or SEBI or any statutory authority, on any matter related to capital markets, during the last three years.

The Company has complied with the requirements of regulatory authorities on capital markets and no penalties / strictures have been imposed against it during the last three years.



12.3 Details of Policy for determining material subsidiaries.

Effective from 1st April 2020, GACL-NALCO Alkalies & Chemicals Pvt. Ltd., has become “Material Subsidiary” of the Company as per criteria laid down under Regulation 16 (1) (c) read with Regulation 46 (2) (h) of the SEBI (Listing Obligations and Disclosure Requirements) Regulations, 2015 relating to “material subsidiary”. As per Notification no. SEBI/LAD-NRO/GN/2018/10 dated 9th May, 2018 and as per SEBI (Listing Obligations and Disclosure Requirements) (Amendment) Regulations, 2018, the Board of Directors of the Company at its Meeting held on 31st January, 2019 has formulated Policy on Material Subsidiary, which was further amended w.e.f. 1st July, 2021 to align with the Listing Regulations. The same is available on the Company’s Website at Weblink: https://gACL.com/upload_files/25c45_policy_on_material_subsidiaries.pdf Pursuant to the criteria specified in the SEBI Listing Regulations, GNAL ceased to be a material subsidiary of the Company with effect from 1st April, 2023. The Board noted the same in its meeting held on 8th August, 2023.

12.4 Whistle Blower Policy and affirmation that no personnel were denied access to the Audit Committee.

The Company has formulated a Vigil Mechanism-cum-Whistle Blower Policy (“Policy”) as per the requirements of Section 177 of the Companies Act, 2013 and Regulation 22 of the Listing Regulations. The Policy is applicable to all the Directors and employees of the Company.

As per the said Policy, protected disclosures can be made by whistle blower to the Chairman of the Audit Committee. No personnel have been denied access to the Audit Committee and that the Company has provided protection to whistle blower from adverse personnel action.

12.5 Disclosure on Sexual Harassment of Women at Workplace (Prevention, Prohibition and Redressal) Act, 2013:

- a. No. of Complaints filed during the F. Y. 2022-23. - NIL
- b. No. of Complaints resolved during F. Y. 2022-23.- NIL
- c. No. of Complaints pending at the end of F. Y. 2022-23. - NIL

12.6 Details of utilization of fund raised through Preferential Allotment or Qualified Institutional Placement as specified u/s 32(SA) - NIL

12.7 None of the Directors of the Company have been debarred or disqualified from being appointed or continuing as Director by SEBI / MCA / Statutory Authorities and the same has been confirmed by Shri Niraj Trivedi, Practicing Company Secretary in his Certificate which is attached to this Report.

12.8 Total fees paid by the Company and its subsidiary “GACL-NALCO Alkalies & Chemicals Private Limited (“GNAL”) to M/s. K.C Mehta & Co LLP, Statutory Auditors of the Company and GNAL is Rs. 16.50 lakhs.

12.9 The Company has complied with all the mandatory requirements of the SEBI (Listing Obligations and Disclosure Requirements) Regulations, 2015 and all the amendments from time to time.

12.10 Details of Loans and advances by Company and its subsidiary in the nature of loans to firms/companies in which Directors are interested by name and amount is given in Note No. 38 of the Financial Statement.

12.11 The Details of material subsidiary of the Company mentioned below:

Name of the Company	GACL-NALCO Alkalies & Chemicals Private Limited
Date and Place of Incorporation	Date: 4 th December, 2015 Place: P.O. Ranoli, Vadodara
Name and Date of Appointment of Statutory Auditors of Subsidiary	K C Mehta & Co LLP Appointment Date: 22 nd July, 2021

13. GENERAL INFORMATION FOR MEMBERS:

Detailed information in this regard is provided hereafter in the ‘General Information for Members’ section which forms part of this Report.

14. MANAGING DIRECTOR AND CFO CERTIFICATION:

Managing Director and Chief Financial Officer (CFO) have issued necessary certificate as per Regulations 17 (8) of the SEBI (Listing Obligations and Disclosure Requirements) Regulations, 2015 as specified in Part ‘B’ in Schedule II and the same is annexed and forms part of this Report.

B. DISCRETIONARY REQUIREMENTS

The status of discretionary requirements adopted by the Company is as under:

(1) CHAIRMAN OF THE BOARD:

The Chairman of the Board is a Non-Executive Chairman. The Company does not bear expenses towards maintenance of Chairman's Office.

(2) UNMODIFIED OPINION:

The Company has complied with the requirements for the Financial Statements for F.Y. 2022-23. The Statutory Auditors have given unmodified opinion on the adequacy and operating effectiveness of internal financial controls over financial reporting.

(3) SEPARATE POST OF CHAIRPERSON AND CEO:

The Company has separate persons for the posts of Chairperson and Chief Executive Officer / Managing Director.

ANNEXURE 'I'

Declaration by Managing Director regarding compliance of 'Code of Conduct' by Directors and Senior Management Personnel of the Company

The Board has adopted 'Code of Conduct' for Directors and Senior Management Personnel of the Company as per Regulations 17 (5) (a) of SEBI (Listing Obligations and Disclosure Requirements) Regulations, 2015.

Pursuant to Regulation 26 (3) of SEBI (Listing Obligations and Disclosure Requirements) Regulations, 2015, the Directors and Senior Management Personnel have affirmed compliance with the said Code of Conduct of the Company for the Financial Year 2022-23.

For **GUJARAT ALKALIES AND CHEMICALS LIMITED**

Sd/-

Place : Vadodara

Swaroop P. IAS

Date : 06.05.2023

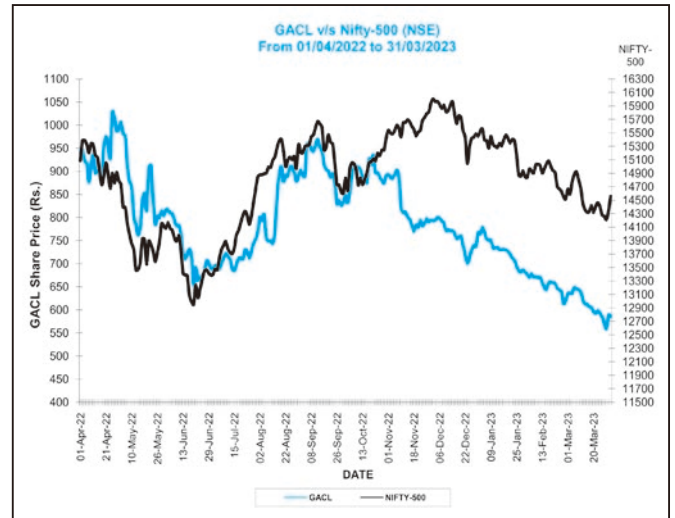
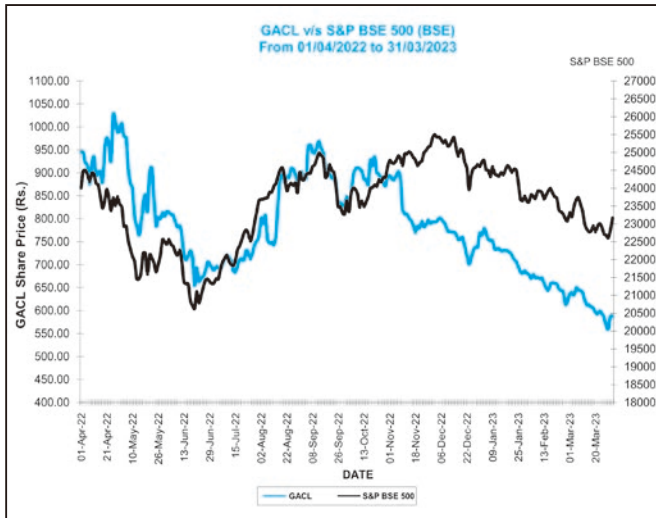
Managing Director

GENERAL INFORMATION FOR MEMBERS

- | | | | | | | | | | | | | | |
|---|--|-----------------|--|---------------------------|------------------|---------------------|-------------------------------------|-------------------|-------------------|-----------------------|----------------------------|------------------------|--|
| 1. Financial Year of the Company | : 1 st April, 2022 to 31 st March, 2023 | | | | | | | | | | | | |
| 2. Day, Date and Time of 50th AGM | : Tuesday, the 26 th September, 2023 at 11:30 A.M. | | | | | | | | | | | | |
| 3. Venue of AGM | : Through Video Conference/Other Audio Visual Means as set out in the Notice convening the Annual General Meeting. | | | | | | | | | | | | |
| 4. Dates of Book Closure | : From Wednesday, 20 th September 2023 to Tuesday, 26 th September, 2023 (Both days inclusive). | | | | | | | | | | | | |
| 5. Dividend payment date | : On or after Saturday, 30 th September, 2023 | | | | | | | | | | | | |
| 6. Listing on Stock Exchanges | <table border="0" style="width: 100%;"> <tr> <td style="vertical-align: top;">BSE Ltd.</td> <td style="vertical-align: top;">National Stock Exchange of India Ltd.</td> </tr> <tr> <td style="vertical-align: top;">Phiroze Jeejeebhoy Towers</td> <td style="vertical-align: top;">"Exchange Plaza"</td> </tr> <tr> <td style="vertical-align: top;">Dalal Street, Fort,</td> <td style="vertical-align: top;">Bandra-Kurla Complex, Bandra (East)</td> </tr> <tr> <td style="vertical-align: top;">Mumbai : 400 001.</td> <td style="vertical-align: top;">Mumbai : 400 051.</td> </tr> <tr> <td style="vertical-align: top;">(Scrip Code : 530001)</td> <td style="vertical-align: top;">(Scrip Symbol : GUJALKALI)</td> </tr> <tr> <td style="vertical-align: top;">(Scrip ID : GUJALKALI)</td> <td></td> </tr> </table> | BSE Ltd. | National Stock Exchange of India Ltd. | Phiroze Jeejeebhoy Towers | "Exchange Plaza" | Dalal Street, Fort, | Bandra-Kurla Complex, Bandra (East) | Mumbai : 400 001. | Mumbai : 400 051. | (Scrip Code : 530001) | (Scrip Symbol : GUJALKALI) | (Scrip ID : GUJALKALI) | |
| BSE Ltd. | National Stock Exchange of India Ltd. | | | | | | | | | | | | |
| Phiroze Jeejeebhoy Towers | "Exchange Plaza" | | | | | | | | | | | | |
| Dalal Street, Fort, | Bandra-Kurla Complex, Bandra (East) | | | | | | | | | | | | |
| Mumbai : 400 001. | Mumbai : 400 051. | | | | | | | | | | | | |
| (Scrip Code : 530001) | (Scrip Symbol : GUJALKALI) | | | | | | | | | | | | |
| (Scrip ID : GUJALKALI) | | | | | | | | | | | | | |
| 7. Annual Listing Fees | : The Company has paid Annual Listing Fees for the Financial Years 2022-23 and 2023-24 to BSE Ltd. and National Stock Exchange of India Ltd. | | | | | | | | | | | | |
| 8. Company's ISIN No. with NSDL & CDSL | : INE186A01019 | | | | | | | | | | | | |
| 9. No. of Employees | : 1532 | | | | | | | | | | | | |
| 10. Stock Market Data | : Monthly high and low market price and the volume of shares traded at the BSE Ltd. and National Stock Exchange of India Ltd. are as follows: | | | | | | | | | | | | |



Month	BSE Ltd.			National Stock Exchange of India Ltd.		
	High (Rs.)	Low (Rs.)	Volume (No.of Shares)	High (Rs.)	Low (Rs.)	Volume (No.of Shares)
April, 2022	1039.90	860.00	1646093	1039.00	857.15	25501132
May, 2022	1044.75	738.10	1662746	1044.70	738.55	19626355
June, 2022	829.00	638.40	688176	830.00	639.20	6991127
July, 2022	759.70	664.10	710820	759.50	664.40	6254088
August, 2022	934.70	740.00	1223661	934.90	738.20	16632985
September, 2022	988.75	817.00	998986	988.55	816.60	10862856
October, 2022	949.50	823.35	571407	949.65	826.00	6617438
November, 2022	915.00	760.00	325075	914.70	760.00	3041551
December, 2022	810.20	690.15	207082	810.10	691.85	2028422
January, 2023	799.90	674.00	95253	783.45	673.55	1026934
February, 2023	717.45	610.75	125113	717.25	610.15	1201427
March, 2023	655.55	556.05	167297	656.00	556.35	1548991
Total			84,21,709			10,13,33,306
Average 2022-23	870.37	714.33		868.98	714.33	
Average 2021-22	660.08	504.92		659.37	502.43	



11. REGISTRAR & SHARE TRANSFER AGENT:

Link Intime India Pvt. Ltd., Vadodara is the Registrar & Share Transfer Agent (R & T Agent) of the Company. The contact details of R & T Agent are given as under :

LINK INTIME INDIA PRIVATE LIMITED (UNIT: GACL)

B-102 & 103, Shangrila Complex, First Floor, Opp. HDFC Bank, Near Radhakrishna Char Rasta, Akota, Vadodara: 390 020 (GUJARAT) Phone : (0265)-6136000 E-mail : vadodara@linkintime.co.in
 Website : www.linkintime.co.in

Shareholders holding shares in Physical mode should communicate to the said R&T Agent of the Company at the above address for Transmission, Transposition, Deletion of Name, Consolidation, Sub-division, Issue of Duplicate Share Certificates, Nomination, Change of Address & Bank details etc.

12. Share Transfer System:

As per SEBI (Listing Obligations and Disclosure Requirements) (Fourth Amendment) Regulations, 2018 and SEBI circular no. PR No.: 51/2018 dated 3rd December, 2018 transfer of shares in physical mode were allowed up to 31.03.2019.

Hence, the R & T Agent of the Company has stopped accepting any fresh lodgement of transfer of shares in physical form. Shareholders hold shares in physical form are advised to avail the facility of dematerialisation.

Pursuant to SEBI Circular dated January 25, 2022, the listed companies shall issue the securities in dematerialized form only, for processing any service requests from shareholders viz., issue of duplicate share certificates, endorsement, transmission, transposition, etc. After processing the service request, a letter of confirmation will be issued to the shareholders and shall be valid for a period of 120 days, within which the shareholder shall make a request to the Depository Participant for dematerializing those shares. If the shareholders fail to submit the dematerialisation request within 120 days, then the Company shall credit those shares in the Suspense Escrow Demat account held by the Company. Shareholders can claim these shares transferred to Suspense Escrow Demat account on submission of necessary documentation.

Requests for transmission or deletion of name or Change in name etc. in case of physical share certificates are processed by the R & T Agent of the Company and are approved by the approving authority as per the powers delegated by the Stakeholders' Relationship-cum-Investors' Grievance Committee of Directors of the Company. The service requests of such nature are generally processed within a period of fifteen (15) days from the date of receipt of the relevant documents by the R & T Agent of the Company.

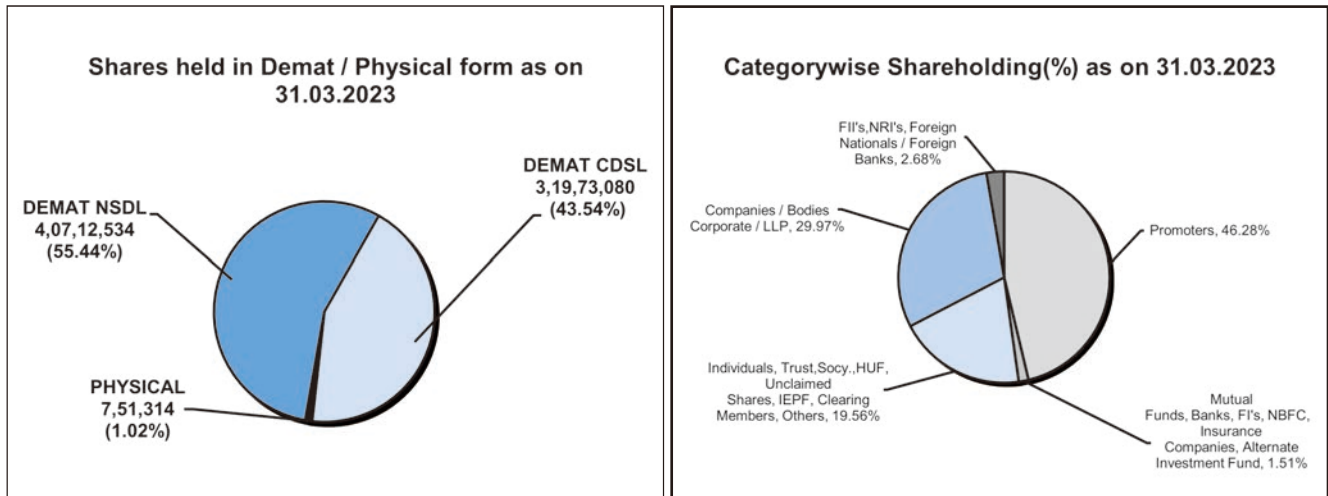
During the Financial Year 2022-23, Nil equity shares were transferred (lodged prior to deadline i.e. 01.04.2019 and returned due to deficiency in the document and re-lodged after deadline). 94,035 equity shares were dematerialized (including 22,174 physical shares transferred to IEPF through Corporate Action) No equity shares were rematerialized.

13. (A) Distribution of Shareholding as on 31st March, 2023.

No. of Equity Shares held	No. of Shares	% of Shareholding	No. of Shareholders	% of Shareholders
Upto 500	5973886	8.13	82244	94.73
501 to 1,000	2028224	2.76	2720	3.13
1,001 to 2,000	1571998	2.14	1101	1.27
2,001 to 3,000	727722	0.99	290	0.33
3,001 to 4,000	465330	0.63	132	0.15
4,001 to 5,000	330368	0.45	71	0.08
5,001 to 10,000	956562	1.30	137	0.16
10,001 to 50,000	1749144	2.38	85	0.10
50,001 to 1,00,000	909354	1.24	12	0.01
1,00,001 and above	58724340	79.97	23	0.03
TOTAL as on 31-03-2023	73436928	100	86815	100
TOTAL as on 31-03-2022	73436928	100	80120	100

(B) Summary of Shareholders & Shares held in Physical and Demat mode as on 31st March, 2023:

PARTICULARS	PHYSICAL	DEMAT		TOTAL
		NSDL	CDSL	
Total Shareholders (No.)	7322	35482	44011	86815
Percentage (%)	8.43	40.87	50.70	100.00
Total Shares (No.)	751314	40712534	31973080	73436928
Percentage (%)	1.02	55.44	43.54	100.00



14. Category of Shareholders as on 31st March, 2023:

Category	Shareholders	Percentage (%)	Physical Holding	Electronic Holding	Total Shares	Percentage (%)
Promoters	7	0.01	-	3,39,86,310	3,39,86,310	46.28
Directors & their relatives	-	-	-	-	-	-
Mutual Funds, Banks, FI's, NBFC	32	0.04	1,025	1,02,346	1,03,371	0.14
Insurance Companies	2	0.00	50	9,44,012	9,44,062	1.29
Individuals	83,434	96.11	6,86,307	1,28,28,840	1,35,15,147	18.40
Companies / Bodies Corporate / LLPs	411	0.47	3,151	2,20,02,845	2,20,05,996	29.97
FII's, NRI's, Foreign Nationals	1412	1.63	2,053	19,68,506	19,70,559	2.68
Trusts	4	0.00	52,094	11,392	63,486	0.09
Unit Trust of India	-	-	-	-	-	-
Co-operative Societies	9	0.01	6,377	-	6,377	0.01
HUF	1458	1.68	257	4,85,985	4,86,242	0.66
Unclaimed Shares	1	0.00	-	369	369	0.00
IEPF Authority	1	0.00	-	2,86,991	2,86,991	0.39
Clearing Members	43	0.05	-	8,018	8,018	0.01
Alternate Investment Fund	1	0.00	-	60,000	60,000	0.08
Total	86,815	100	7,51,314	7,26,85,614	7,34,36,928	100.00

15. Outstanding Global Depository Receipts (GDR) or American Depository Receipts (ADR) or warrants or any convertible instruments, conversion date and likely impact on equity: NIL / NOT APPLICABLE

16. Commodity Price Risk or Foreign Exchange Risk and Hedging Activities:

Risk Management Policy of the listed entity with respect to commodities including through hedging:

During the year ended March 31, 2023, the Company has not hedged the Foreign Currency. In order to mitigate the Forex Risk, the Company has opened Exchange Earners' Foreign Currency Account (EEFC) US Dollar account as per RBI Guidelines to deposit the export earnings in the said account and to utilize the same for making US Dollar repayments towards interest and principal amount of ECB Loans. This mitigates the risk of volatility of INR vis-à-vis USD. The Company strives to increase USD exports, so as to generate sufficient reserves of USD in this account to meet repayment obligations.

The Company has adequate risk assessment and minimization system in place including for commodities. The Company does not have material exposure of any commodity and accordingly, no hedging activities for the same

are carried out. Therefore, there is no disclosure for offer in terms of SEBI circular no. SEBI/HO/CFD/CMD1/CIR/P/2018/0000000141 dated November 15, 2018.

Details of foreign currency transactions are disclosed in Note Nos. 2.7,17,37.5 and 42 to the Financial Statements.

17. CREDIT RATING :

The Company's financial discipline and prudence is reflected in the strong Credit Rating described by Rating Agency viz. M/s. CARE Ratings Limited (CARE) as per the following particulars:

Instrument	Rating Agency	Rating	Date of Rating
Long Term Bank Facilities	CARE Ratings Limited (CARE)	CARE AA+ (Double A Plus)	CARE Letter No. CARE/ARO/RL/2023-24/2521 dated 23 rd June, 2023
Short Term Bank Facilities		CARE A1+ (A One Plus)	
Commercial Paper Issue aggregating to Rs.100 Crore	CARE Ratings Limited (CARE)	CARE A1+ (A One Plus)	CARE Letter No. CARE/ARO/RL/2023-24/2522 dated 23 rd June, 2023

18. List of shareholders holding more than 1% of the total Share Capital of the Company as on 31st March, 2023.

Sr. No.	Shareholder's Name	No. of Shares held	Percentage (%)
1	LOK PRAKASHAN LTD	16215732	22.08
2	GUJARAT STATE INVESTMENTS LIMITED	15329373	20.87
3	GUJARAT INDUSTRIAL INVESTMENT CORPORATION LIMITED	7119028	9.69
4	GUJARAT MINERAL DEVELOPMENT CORPORATION LTD	4145433	5.64
5	GUJARAT INDUSTRIAL DEVELOPMENT CORPORATION	2897740	3.95
6	GUJARAT MARITIME BOARD	2734719	3.72
7	GUJARAT NARMADA VALLEY FERTILIZERS & CHEMICALS LTD.	1759996	2.40
8	GUJARAT STATE FERTILIZERS & CHEMICALS LIMITED	1655040	2.25
9	MERIDIAN CHEM BOND PRIVATE LIMITED	1621002	2.21
10	SHREYANS SHANTILAL SHAH	1295913	1.76
11	GUJARAT INDUSTRIES POWER COMPANY LTD.	1103360	1.50
12	THE NEW INDIA ASSURANCE COMPANY LIMITED	944012	1.29

PLANT LOCATIONS :

- | | | |
|---|---|--|
| <p>(1) BARODA COMPLEX & COELHO COMPLEX
P.O.: Ranoli : 391 350
Dist.: Vadodara,
GUJARAT (INDIA)</p> | <p>(2) DAHEJ COMPLEX-1
Village : Dahej : 392 130
Taluka : Vagra,
Dist. : Bharuch
GUJARAT (INDIA)</p> | <p>(3) DAHEJ COMPLEX - 2 :
Plot No. DII/9, GIDC Dahej, PCPIR,
Near GNFC-TDI Plant,
Village: Rahiad, Taluka: Vagra,
Dist.: Bharuch, GUJARAT-392 130, INDIA</p> |
|---|---|--|

ADDRESS FOR CORRESPONDENCE:

GUJARAT ALKALIES AND CHEMICALS LIMITED
P.O. RANOLI – 391 350
DIST. : VADODARA, GUJARAT (INDIA)
PHONE NO. : 0265- 6111000 FAX NO. : 0265-6111012
E-MAIL : INVESTOR_RELATIONS@GACL.CO.IN

**CERTIFICATE OF NON-DISQUALIFICATION OF DIRECTORS**

(Pursuant to Regulation 34(3) and Schedule V Para C clause (10)(i) of the SEBI
(Listing Obligations and Disclosure Requirements) Regulations, 2015)

To,
The Members of
GUJARAT ALKALIES AND CHEMICALS LIMITED
(CIN: L24110GJ1973PLC002247)
P.O.: RANOLI
DIST.: VADODARA -391350

Dear Sir / Madam,

I have examined the relevant registers, records, forms, returns and disclosures received from the Directors of **GUJARAT ALKALIES AND CHEMICALS LIMITED** having CIN - L24110GJ1973PLC002247, having registered office at P.O. Ranoli : 391 350, Dist.: Vadodara (hereinafter referred to as 'the Company'), produced before me by the Company for the purpose of issuing this Certificate, in accordance with Regulation 34(3) read with Schedule V Para-C Sub Clause 10(i) of the Securities Exchange Board of India (Listing Obligations and Disclosure Requirements) Regulations, 2015.

In my opinion and to the best of my information and according to the verifications (including Directors Identification Number (DIN) status at the portal www.mca.gov.in) as considered necessary and explanations furnished to me by the Company and its officers and considering the relaxation granted by the Ministry of Corporate Affairs and Securities and Exchange Board of India, I hereby certify that none of the Directors on the Board of the Company as stated below for the Financial Year ending on 31st March, 2023 have been debarred or disqualified from being appointed or continuing as Directors of Companies by the Securities and Exchange Board of India (SEBI), Ministry of Corporate Affairs (MCA) or any such other Statutory Authority.

Sr. No.	Name of Director	DIN	Date of Appointment in Company
1.	Shri Raj Kumar, IAS	00264527	21.02.2023
2.	Shri M K Das, IAS	06530792	03.08.2017
3.	Shri J P Gupta, IAS	01952821	15.12.2021
4.	Shri Rajiv Lochan Jain	00161022	06.01.2016
5.	Shri S B Dangayach	01572754	09.08.2019
6.	Shri Nitin C Shukla	00041433	24.03.2022
7.	Smt. Shridevi Niranjn Shukla	02028225	12.05.2022
8.	Shri Swaroop P. IAS	08103838	29.07.2022

* The date of appointment is as per the MCA Portal

Ensuring the eligibility for the appointment / continuity of every Director on the Board is the responsibility of the management of the Company. Our responsibility is to express an opinion on the basis of our verification. This certificate is neither an assurance as to the future viability of the Company nor of the efficiency or effectiveness with which the management has conducted the affairs of the Company.

Signature : **Sd/-**
Name of PCS : NIRAJ TRIVEDI
FCS : 3844
C. P. No. : 3123
P.R. No. : 1014/2020
UDIN : F003844E000759357

Place : Vadodara

Date : 8th August, 2023

CERTIFICATE ON CORPORATE GOVERNANCE

(Pursuant to Regulation 34(3) and Schedule V Para E of the SEBI (Listing Obligations and Disclosure Requirements) Regulations, 2015)

To,
The Members of
GUJARAT ALKALIES AND CHEMICALS LIMITED
(CIN: L24110GJ1973PLC002247)
P.O.: RANOLI - 391350, DIST.:VADODARA

Dear Sir / Madam,

We have examined the compliance of the conditions of Corporate Governance by **M/s. GUJARAT ALKALIES AND CHEMICALS LIMITED** having CIN - L24110GJ1973PLC002247, having registered office at P.O. Ranoli : 391 350, Dist.: Vadodara (hereinafter referred to as 'the Company') for the Financial Year ended on March 31, 2023 as stipulated in Regulations 17 to 27 clause (b) to (i) of sub-regulation (2) of Regulation 46 and para C,D & E of Schedule V of Securities and Exchange Board of India (Listing Obligations and Disclosure Requirements) Regulations, 2015 collectively referred to as "SEBI Listing Regulations, 2015".

The compliance of conditions of Corporate Governance is the responsibility of the Company's Management. Our examination was limited to the review of procedures and implementation thereof, as adopted by the Company for ensuring the compliance of the conditions of Corporate Governance.

It is neither an audit nor an expression of an opinion on the financial statements of the Company.

In my opinion and to the best of our information and according to the explanations given to me, and representation made by the management and considering the relaxation granted by the Ministry of Corporate Affairs ("MCA") and Securities and Exchange Board of India ("SEBI"), I certify that the Company, to the extent applicable, has complied with the conditions of Corporate Governance as stipulated in the above-mentioned SEBI Listing Regulations, 2015 for the year ended on March 31, 2023.

We further state that such compliance is neither an assurance as to the future viability of the Company nor efficiency or effectiveness with which the Management has conducted the affairs of the Company.

Place : Vadodara
Date : 8th August, 2023

Sd/-
Niraj Trivedi
Practicing Company Secretary
C P. No.: 3123
P.R. No. 1014/2020
UDIN : F003844E00759379



CERTIFICATION BY MANAGING DIRECTOR AND CFO TO THE BOARD OF DIRECTORS

- a) We have reviewed the Balance Sheet and Statement of Profit and Loss and Notes on Accounts as well as the Cash Flow Statement for the year ended on 31st March, 2023 and certify that to the best of our knowledge and belief :
- i) these statements do not contain any materially untrue statement or omit any material fact nor contain statement that might be misleading;
 - ii) these statements together present a true and fair view of the Company's affairs and are in compliance with the existing Accounting standards, applicable laws and regulations.
- b) There are, to the best of our knowledge and belief, no transactions entered into by the Company during the year which are fraudulent, illegal or violative to the Company's code of conduct.
- c) We accept responsibility for establishing and maintaining internal controls for financial reporting and that we have evaluated the effectiveness of internal control systems of the Company pertaining to financial reporting and that we have disclosed to the auditors and the Audit Committee, deficiencies in the design or operation of which such internal controls, if any, of which we are aware, and the steps we have taken or proposed to take to rectify these deficiencies.
- d) We have indicated to the auditors and the Audit Committee:
- i) significant changes in internal controls over financial reporting during the year;
 - ii) significant changes in the accounting policies during the year and that the same have been disclosed in the notes to the financial statements; and
 - iii) instances of significant fraud of which we have become aware and the involvement therein, if any, of the management or an employee having a significant role in the Company's internal control system over financial reporting.

Sd/-
(SWAROOP P. IAS)
MANAGING DIRECTOR

Sd/-
(CA. VINAYAK KUDTARKAR)
GENERAL MANAGER (FINANCE) &
CHIEF FINANCIAL OFFICER

Place : Gandhinagar

Date : 22nd May, 2023

INDEPENDENT AUDITORS' REPORT

To The Members of
Gujarat Alkalies and Chemicals Limited

Report on the Audit of the Standalone Financial Statements

Opinion

We have audited the accompanying standalone financial statements of **Gujarat Alkalies and Chemicals Limited** ("the Company"), which comprise the Balance Sheet as at March 31, 2023, the Statement of Profit and Loss including Other Comprehensive Income, the Statement of Changes in Equity and the Statement of Cash Flows for the year then ended and notes to the standalone financial statements including a summary of significant accounting policies and other explanatory information (hereinafter referred to as "the standalone financial statements").

In our opinion and to the best of our information and according to the explanations given to us, the aforesaid standalone financial statements give the information required by the Companies Act, 2013 ("the Act") in the manner so required and give a true and fair view in conformity with the Indian Accounting Standards specified under section 133 of the Act read with the Companies (Indian Accounting Standards) Rules, 2015, as amended, ("Ind AS") and other accounting principles generally accepted in India, of the state of affairs of the Company as at March 31, 2023, and total comprehensive income (comprising of profit and other comprehensive income), changes in equity and its cash flows for the year ended on that date.

Basis for Opinion

We conducted our audit of the standalone financial statements in accordance with the Standards on Auditing (SAs) specified under section 143(10) of the Act. Our responsibilities under those Standards are further described in the Auditors' Responsibilities for the Audit of the Standalone financial statements section of our report. We are independent of the Company in accordance with the Code of Ethics issued by the Institute of Chartered Accountants of India together with the ethical requirements that are relevant to our audit of the standalone financial statements under the provisions of the Act and the Rules made thereunder, and we have fulfilled our other ethical responsibilities in accordance with these requirements and the Code of Ethics. We believe that the audit evidence we have obtained is sufficient and appropriate to provide a basis for our audit opinion.

Key Audit Matters

Key audit matters are those matters that, in our professional judgment, were of most significance in our audit of these standalone financial statements of the current period. These matters were addressed in the context of our audit of the standalone financial statements as a whole, and in forming our opinion thereon, and we do not provide a separate opinion on these matters. We have determined the matters described below to be the key audit matters to be communicated in our report.

Sr. No.	Key Audit Matter	How our audit addressed the Key Audit Matter
1	<p>Valuation of Investments (Unquoted) (Refer note 6 and 37.9.1 to the standalone financial statements)</p> <p>Investments in Equity and other Securities Instruments (Unquoted) aggregate a significant amount of the Company's total assets as at March 31, 2023.</p> <p>The Company measures its investments in Equity Instruments (Unquoted) at Fair Value through Other Comprehensive Income and its investment in other Securities Instruments (Unquoted) at fair value through Profit and Loss as at the Balance Sheet date.</p> <p>Fair value is determined using valuation approach / methodology for which significant inputs are unobservable inputs (Level 3 inputs).</p> <p>The valuation approach / methodology adopted by the management in certain cases are single valuation methods and, in some cases, multiple valuation approaches, and hence involve significant judgment as regards the methods and inputs used.</p>	<p>Principal Audit Procedures</p> <p>Our audit procedures included:</p> <ol style="list-style-type: none"> 1) Evaluated and tested the design and operating effectiveness of the key controls implemented by the Company with respect to the valuation of Investments in Equity and other Securities instruments (unquoted), inter alia controls around: <ol style="list-style-type: none"> a) periodic review by management of the risks of the valuation approach/ methodology; b) Examination of unobservable inputs; c) selection and competence evaluation of external valuer; <p>Conclusion:</p> <p>Based on the procedures described above, we did not identify any material exceptions to the management's assertions and treatment, presentation and disclosure of the subject matter in standalone financial statements.</p>



Information Other than the Standalone Financial Statements and Auditors' Report Thereon

The Company's Board of Directors is responsible for the preparation of the other information. The other information comprises the information included in the Board's Report including Annexures to Board's Report, Management Discussion and Analysis, Corporate Governance Report, Business Responsibility and Sustainability Report and Shareholder's Information but does not include the standalone financial statements and our auditors' report thereon. The above-referred information is expected to be made available to us after the date of this audit report.

Our opinion on the standalone financial statements does not cover the other information and we do not express any form of assurance conclusion thereon.

In connection with our audit of the standalone financial statements, our responsibility is to read the other information identified above and, in doing so, consider whether the other information is materially inconsistent with the standalone financial statements or our knowledge obtained in the audit or otherwise appears to be materially misstated.

When we read the information, if we conclude that there is a material misstatement therein, we are required to communicate the matter to those charged with governance and take appropriate actions necessitated by the circumstances and the applicable laws and regulations.

Responsibilities of Management and Those Charged with Governance for the Standalone financial statements

The Company's Board of Directors is responsible for the matters stated in section 134(5) of the Act with respect to the preparation of these standalone financial statements that give a true and fair view of the financial position, financial performance, total comprehensive income, changes in equity and cash flows of the Company in accordance with the accounting principles generally accepted in India, including the Indian Accounting Standards (Ind AS) specified under section 133 of the Act.

This responsibility also includes maintenance of adequate accounting records in accordance with the provisions of the Act for safeguarding of the assets of the Company and for preventing and detecting frauds and other irregularities; selection and application of appropriate accounting policies; making judgments and estimates that are reasonable and prudent; and design, implementation and maintenance of adequate internal financial controls, that were operating effectively for ensuring the accuracy and completeness of the accounting records, relevant to the preparation and presentation of the standalone financial statements that give a true and fair view and are free from material misstatement, whether due to fraud or error.

In preparing the standalone financial statements, management is responsible for assessing the Company's ability to continue as a going concern, disclosing, as applicable, matters related to going concern and using the going concern basis of accounting unless management either

intends to liquidate the Company or to cease operations, or has no realistic alternative but to do so.

The Board of Directors is also responsible for overseeing the Company's financial reporting process.

Auditors' Responsibilities for the Audit of the Standalone financial statements

Our objectives are to obtain reasonable assurance about whether the standalone financial statements as a whole are free from material misstatement, whether due to fraud or error, and to issue an auditors' report that includes our opinion. Reasonable assurance is a high level of assurance but is not a guarantee that an audit conducted in accordance with SAs will always detect a material misstatement when it exists. Misstatements can arise from fraud or error and are considered material if, individually or in the aggregate, they could reasonably be expected to influence the economic decisions of users taken on the basis of these standalone financial statements.

As part of an audit in accordance with SAs, we exercise professional judgment and maintain professional skepticism throughout the audit. We also:

- Identify and assess the risks of material misstatement of the standalone financial statements, whether due to fraud or error, design and perform audit procedures responsive to those risks, and obtain audit evidence that is sufficient and appropriate to provide a basis for our opinion. The risk of not detecting a material misstatement resulting from fraud is higher than for one resulting from error, as fraud may involve collusion, forgery, intentional omissions, misrepresentations, or the override of internal control.
- Obtain an understanding of internal control relevant to the audit in order to design audit procedures that are appropriate in the circumstances. Under section 143(3)(i) of the Act, we are also responsible for expressing our opinion on whether the Company has adequate internal financial controls with reference to standalone financial statements in place and the operating effectiveness of such controls.
- Evaluate the appropriateness of accounting policies used and the reasonableness of accounting estimates and related disclosures made by management.
- Conclude on the appropriateness of management's use of the going concern basis of accounting and, based on the audit evidence obtained, whether a material uncertainty exists related to events or conditions that may cast significant doubt on the Company's ability to continue as a going concern. If we conclude that a material uncertainty exists, we are required to draw attention in our auditors' report to the related disclosures in the standalone financial statements or, if such disclosures are inadequate, to modify our opinion. Our conclusions are based on the audit evidence obtained up to the date of our auditors' report. However, future events or conditions may cause the Company to cease

to continue as a going concern.

- Evaluate the overall presentation, structure and content of the standalone financial statements, including the disclosures, and whether the standalone financial statements represent the underlying transactions and events in a manner that achieves fair presentation.

We communicate with those charged with governance regarding, among other matters, the planned scope and timing of the audit and significant audit findings, including any significant deficiencies in internal control that we identify during our audit.

We also provide those charged with governance with a statement that we have complied with relevant ethical requirements regarding independence, and to communicate with them all relationships and other matters that may reasonably be thought to bear on our independence, and where applicable, related safeguards.

From the matters communicated with those charged with governance, we determine those matters that were of most significance in the audit of the standalone financial statements of the current period and are therefore the key audit matters. We describe these matters in our auditors' report unless law or regulation precludes public disclosure about the matters or when, in extremely rare circumstances, we determine that a matter should not be communicated in our report because the adverse consequences of doing so would reasonably be expected to outweigh the public interest benefits of such communication.

Report on Other Legal and Regulatory Requirements

1. As required by the Companies (Auditor's Report) Order, 2020 ("the Order") issued by the Central Government of India in terms of sub-section (11) of section 143 of the Act, we give in Annexure "A", a statement on the matters specified in paragraphs 3 and 4 of the Order, to the extent applicable.
2. As required by Section 143(3) of the Act, we report that:
 - a. we have sought and obtained all the information and explanations which to the best of our knowledge and belief were necessary for the purposes of our audit;
 - b. in our opinion, proper books of account as required by law have been kept by the Company so far as it appears from our examination of those books;
 - c. the Balance Sheet, the Statement of Profit and Loss including other comprehensive income, the Statement of Changes in Equity and the Statement of Cash Flows dealt with by this Report are in agreement with the books of account;
 - d. in our opinion, the aforesaid standalone financial statements comply with the Ind AS specified under Section 133 of the Act;
 - e. on the basis of the written representations received from the directors as on March 31, 2023, taken

on record by the Board of Directors, none of the directors is disqualified as on March 31, 2023, from being appointed as a director in terms of Section 164(2) of the Act;

- f. with respect to the adequacy of the internal financial controls with reference to standalone financial statements of the Company and the operating effectiveness of such controls, refer to our separate report in Annexure "B";
- g. with respect to the other matters to be included in the Auditors' Report in accordance with the requirements of section 197(16) of the Act, as amended:

In our opinion and to the best of our information and according to the explanations given to us, the remuneration paid by the Company to its directors during the year is in accordance with the provisions of section 197 of the Act; and
- h. the other matters to be included in the Auditors' Report in accordance with Rule 11 of with respect to the Companies (Audit and Auditors) Rules, 2014, in our opinion and to the best of our information and according to the explanations given to us:
 - i. the Company has disclosed the impact of pending litigations on its financial position in its standalone financial statements – refer note 43 to the standalone financial statements;
 - ii. the Company did not have any long-term contracts including derivative contracts for which there were material foreseeable losses as at March 31, 2023;
 - iii. there has been no delay in transferring amounts, required to be transferred, to the Investor Education and Protection Fund by the Company.
 - iv. (a) the management has represented that, to the best of it's knowledge and belief, , no funds have been advanced or loaned or invested (either from borrowed funds or share premium or any other sources or kind of funds) by the Company to or in any other person(s) or entity(ies), including foreign entities ("Intermediaries"), with the understanding, whether recorded in writing or otherwise, that the Intermediary shall, whether, directly or indirectly lend or invest in other persons or entities identified in any manner whatsoever by or on behalf of the company ("Ultimate Beneficiaries") or provide any guarantee, security or the like on behalf of the Ultimate Beneficiaries;
 - (b) the management has represented, that, to the best of it's knowledge and belief, , no funds have been received by the company from any person(s) or entity(ies), including



foreign entities (“Funding Parties”), with the understanding, whether recorded in writing or otherwise, that the company shall, whether, directly or indirectly, lend or invest in other persons or entities identified in any manner whatsoever by or on behalf of the Funding Party (“Ultimate Beneficiaries”) or provide any guarantee, security or the like on behalf of the Ultimate Beneficiaries; and

- (c) Based on the audit procedures that have been considered reasonable and appropriate in the circumstances, nothing has come to our notice that has caused us to believe that the representations under sub-clause (i) and (ii) of Rule 11(e), as provided under (a) and (b) above, contain any material misstatement.
- v. As stated in Note 15(v) to the standalone financial statements:
 - (a) The final dividend proposed in the previous year, declared and paid by the company during the year is in accordance with section 123 of the Act, as applicable
 - (b) The Board of Directors of the Company has proposed final dividend for the year which is

subject to the approval of the members at the ensuing Annual General Meeting. The dividend declared is in accordance with section 123 of the Act to the extent it applies to declaration of dividend.

- vi. Proviso to Rule 3(1) of the Companies (Accounts) Rules, 2014 for maintaining books of account using accounting software which has a feature of recording audit trail (edit log) is applicable to the Company from Financial Year beginning on or after April 1, 2023, and accordingly, reporting under Rule 11(g) of Companies (Audit and Auditors) Rules, 2014 is not applicable for the financial year 2022-2023.

For **K.C. Mehta & Co LLP**
Chartered Accountants
Firm Reg. No. : 106237W/W100829

Vishal P. Doshi
Partner

Place: Vadodara
Date: May 22, 2023

Membership No. 101533
UDIN: 23101533BGSTCV4126

ANNEXURE “A” TO THE INDEPENDENT AUDITORS’ REPORT

The annexure referred to in our Independent Auditors’ Report to the members of **Gujarat Alkalies and Chemicals Limited** (“the Company”) on the standalone financial statements for the year ended March 31, 2023, we report that:

- i. In respect of the Company’s Property, Plant and Equipment:
 - a) (A) The Company has maintained proper records showing full particulars, including quantitative details and situation of Property, Plant and Equipment (“PPE”);
 - (B) The Company has maintained proper records showing full particulars of intangible assets.
- b) The Company has a program of verification of fixed assets to cover all the items in a phased manner over a period of three years which, in our opinion, is reasonable having regard to the size of the Company and the nature of its assets. According to the information and explanations given to us, no material discrepancies were noticed on such verification.
- c) According to the information and explanations given to us and the records examined by us and based on the examination of the registered sale deed / transfer deed / conveyance deed provided to us, we report that, the title deeds,

comprising all the immovable properties of land and buildings which are freehold, are held in the name of the Company as at the balance sheet date. In respect of immovable properties of land and buildings that have been taken on lease and disclosed as PPE in the financial statements, the lease agreements are in the name of the Company, where the Company is the lessee in the agreement.

- d) The Company has not revalued its PPE (including Right of Use Assets) or intangible assets or both during the year, and hence reporting under this clause of the Order is not applicable to the Company;
- e) According to the information and explanations given to us no proceedings have been initiated or are pending against the Company for holding any benami property under the Benami Transactions (Prohibition) Act, 1988 (45 of 1988) and rules thereunder.
- ii. In respect of Inventories:
 - a) The Inventories except for goods-in-transit have been physically verified by the management during the year and in our opinion, the coverage and procedure for such verification is reasonable. As explained to us, there were no discrepancies of

10% or more in the aggregate for each class of inventory on physical verification of inventory as compared to the book records.

- b) According to the information and explanations given to us, the company has been sanctioned working capital limits in excess of five crore rupees, in aggregate, from banks on the basis of security of current assets and the quarterly returns or statements filed by the company with such banks are in agreement with the books of account of the Company.
- iii. In respect of Investments made, guarantee or security provided or grant of loans and advances in the nature of loans, secured or unsecured to companies, firms, Limited liability partnerships or any other parties:
- a) In our opinion and according to the information and explanations given to us, the Company has granted loans or provided advances in the nature of loans during the year to the following entities:

Particulars	Amount (in Rs. Lakhs)
Aggregate amount granted/ provided during the year:	
-Joint Venture	Nil
-Others	5,000
Balance outstanding as at balance sheet date in respect of above cases:	
-Joint Venture	Nil
-Others	5,000

The Company has not provided any guarantee or security to any entity during the year.

- b) The Investments made and the terms and conditions of the grant of loans and advances in the nature of loans are not prima facie prejudicial to the interest of the Company.
- c) According to the information and explanations given to us and on the basis of our examination of the records of the Company, in the case of loans given, in our opinion, the repayment of principal and payment of interest has been stipulated and the repayments or receipts have been regular.
- d) According to the information and explanations given to us and on the basis of our examination of the records of the Company, there is no overdue amount for more than ninety days in respect of loans given.

- e) According to the information and explanations given to us and on the basis of our examination of the records of the Company, there is no loan or advance in the nature of loan granted falling due during the year, which has been renewed or extended or fresh loans granted to settle the overdues of existing loans given to same parties.
- f) According to the information and explanations given to us and on the basis of our examination of the records of the Company, the Company has not granted any loans or advances in the nature of loans either repayable on demand or without specifying any terms or period of repayment.
- iv. The Company has not given any loans, investments, guarantees or security covered under Section 185 of the Act. In respect of the investments made, in our opinion and according to the information and explanations given to us, the Company has complied with the provisions of section 186 of the Act.
- v. According to the information and explanations given to us, the Company has not accepted any deposits or amounts which are deemed to be deposits during the year from the public or under the directives issued by Reserve Bank of India, therefore, the provisions of sections 73 to 76 of the Act and rules framed there under are not applicable to the Company.
- vi. We have broadly reviewed the records maintained by the Company pursuant to the rules prescribed by the Central Government for maintenance of cost records under sub-section (1) of section 148 of the Companies Act, 2013 and are of the opinion that prima facie the prescribed records have been made and maintained. We have, however, not made a detailed examination of the records with a view to determining whether they are accurate or complete.
- vii. (a) According to the information and explanations given to us, the Company has been regular in depositing with appropriate authorities undisputed statutory dues, including Goods and Services Tax, provident fund, employee's state insurance, income-tax, value added tax, cess and other material statutory dues applicable to it. Further, no undisputed amounts payable in respect of Goods and Services Tax, provident fund, employee's state insurance, income tax, value added tax, cess and any other statutory dues were in arrears, as at March 31, 2023, for a period of more than six months from the date they become payable.
- (b) Statutory Dues which have not been deposited on account of any dispute as on March 31, 2023 are as follows:

Name of Statute	Nature of Dues	Forum where the Dispute is Pending	Period to which the Amount Relates	Amount Involved (in lakhs)	Amount Unpaid (in lakhs)
Gujarat Sales Tax Act, 1969	Sales Tax Liability (Including Purchase Tax Liability)	Joint Commissioner of Appeals	2000-01 to 2005-06	20,431.56	20,431.56
		Gujarat Sales Tax Tribunal	2002-03 to 2005-06	50.18	46.68
		Deputy Commissioner of State Tax Appeals	2016-17 to 2017-18	603.40	148.81
Income Tax Act, 1961	Income Tax	Commissioner of Income Tax (Appeals)	2013-14 to 2015-16	615.7	615.7
		Income Tax Appellate Tribunal	2009-10	156.64	Nil
		High Court, Gujarat	2003-04 to 2006-07, 2007-08, 2009-10, 2010-11	9,367.45	Nil
		Supreme Court	2007-08	6,116.47	Nil
Finance Act, 1994	Service Tax	High Court	April 2010 to January 2015	74.61	68.08
		Central Excise and Service Tax Appellate Tribunal	October 2004 to June 2017	533.41	496.48
		Commissioner (Appeals)	April 2011 to February 2016	1.59	1.48
Central Excise Act, 1944	Central Excise	Central Excise and Service Tax Appellate Tribunal	January 2004 to June 2017	3,191.55	3,067.46
		High Court, Gujarat	1996-97 to 2001-02	1,719.66	462.12

- viii. According to the information and explanations given to us, no unrecorded transactions in the books of account have been surrendered or disclosed as income during the year in the tax assessments under the Income Tax Act, 1961 (43 of 1961).
- ix. (a) In our opinion and according to the information and explanations given to us, the Company has not defaulted in repayment of loans or other borrowings or in the payment of interest thereon to any lender.
- (b) The Company has not been declared wilful defaulter by any bank or financial institution or government or any government authority.
- (c) In our opinion and according to information and explanation given to us, the term loans taken by the Company have been applied for the purpose for which they were raised.
- (d) On an overall examination of the financial statements of the Company, funds raised on short-term basis have, prima facie, not been used during the year for long-term purposes by the Company.
- (e) On an overall examination of the financial statements of the Company, the Company has not taken any funds from any entity or person on account of or to meet the obligations of its joint venture. The Company does not have any subsidiaries or associates.
- (f) The Company has not raised any loans on pledge of securities held in its joint venture and hence reporting under clause 3(ix)(f) of the Order is not applicable to the Company.
- x. (a) According to information and explanation given to us, the Company has not raised any money by way of initial public offer or further public offer (including debt instruments) during the year and hence reporting under clause 3(x)(a) of the Order is not applicable to the Company.
- (b) During the year, the Company has not made any preferential allotment or private placement of shares or convertible debentures (fully or partly or optionally) and hence reporting under clause 3(x)(b) of the Order is not applicable to the Company.
- xi. (a) To the best of our knowledge and according to information and explanations given to us, no material fraud by the Company or on the Company has been noticed or reported during the year.
- (b) No report under sub-section (12) of section 143 of the Companies Act has been filed in Form ADT-4 as prescribed under rule 13 of Companies (Audit and Auditors) Rules, 2014 with the Central Government, during the year and upto the date of this report.
- (c) As represented to us by the management, there

are no whistle blower complaints received by the Company during the year.

- xii. The Company is not a Nidhi company and therefore, reporting under clause (xii) of the Order is not applicable to the Company.
- xiii. In our opinion and according to the information and explanations given to us and based on our examination of the records of the Company, all transactions with the related parties are in compliance with Section 177 and 188 of the Act where applicable and the details have been disclosed in the financial statements as required by the applicable Indian Accounting Standards.
- xiv. (a) In our opinion and based on our examination, the Company has an adequate internal audit system commensurate with the size and the nature of its business.
- (b) We have considered, the internal audit reports for the year under audit, issued to the Company during the year and till date, in determining the nature, timing and extent of our audit procedures.
- xv. In our opinion and according to the information and explanations given to us, the Company has not entered into any non-cash transactions with directors or persons connected with directors and therefore, reporting under clause (xv) of the Order is not applicable to the Company.
- xvi. In our opinion and according to the information and explanations given to us:
- (a) the Company is not required to be registered under section 45-IA of the Reserve Bank of India Act, 1934.
- (b) the Company has not conducted any Non-Banking Financial or Housing Finance activities during the year as covered under the requirements the Reserve Bank of India Act, 1934.
- (c) the Company is a not a Core Investment Company as defined in the regulations made by Reserve Bank of India.
- (d) the Company does not have any Core Investment Companies which are part of the Group;
- xvii. The Company has not incurred cash losses during the financial year covered by our audit and the immediately preceding financial year.
- xviii. There has been no resignation of the statutory auditors during the year and therefore, reporting under this clause of the Order is not applicable to the Company;
- xix. According to the information and explanations given to us and on the basis of the financial ratios, ageing and expected dates of realization of financial assets and payment of financial liabilities, other information accompanying the financial statements, our knowledge of the Board of Directors and management plans and based on our examination of the evidence supporting the assumptions, nothing has come to our attention, which causes us to believe that any material uncertainty exists as on the date of the audit report that company is not capable of meeting its liabilities existing at the date of balance sheet as and when they fall due within a period of one year from the balance sheet date. We, however, state that this is not an assurance as to the future viability of the company. We further state that our reporting is based on the facts up to the date of the audit report and we neither give any guarantee nor any assurance that all liabilities falling due within a period of one year from the balance sheet date, will get discharged by the company as and when they fall due.
- xx. (a) There are no unspent amounts towards Corporate Social responsibility on other than ongoing projects requiring a transfer to a fund specified in Schedule VII to the Companies Act in compliance with second proviso to sub-section (5) of Section 135 of the said Act. Accordingly reporting under clause 3(xx)(a) of the Order is not applicable for the year.
- (b) In respect of ongoing projects, the company has transferred unspent Corporate Social Responsibility amount as at the end of the Balance sheet date to special account within period of 30 days from the end of the said financial year in compliance with the provision of sub-section (6) of section 135 of the said Act.

For **K.C. Mehta & Co LLP**

Chartered Accountants

Firm Reg. No. : 106237W/W100829

Vishal P. Doshi

Partner

Membership No. 101533

UDIN: 23101533BGSTCV4126

Place: Vadodara

Date: May 22, 2023

ANNEXURE “B” TO THE INDEPENDENT AUDITORS’ REPORT

(Referred to in paragraph 2(f) under ‘Report on Other Legal and Regulatory Requirements’ section of our report to the Members of Gujarat Alkalies and Chemicals Limited on the standalone financial statements of even date)

Report on the Internal Financial Controls with reference to financial statements under Clause (i) of Sub-section 3 of Section 143 of the Act.

We have audited the internal financial controls with reference to standalone financial statements of **Gujarat Alkalies and Chemicals Limited** (“the Company”) as of March 31, 2023, in conjunction with our audit of the standalone financial statements of the Company for the year ended on that date.

Management’s Responsibility for Internal Financial Controls

The Company’s management is responsible for establishing and maintaining internal financial controls based on the internal control over financial reporting criteria established by the Company considering the essential components of internal control stated in the Guidance Note on Audit of Internal Financial Controls over Financial Reporting issued by the Institute of Chartered Accountants of India (“ICAI”). These responsibilities include the design, implementation and maintenance of adequate internal financial controls that were operating effectively for ensuring the orderly and efficient conduct of its business, including adherence to company’s policies, the safeguarding of its assets, the prevention and detection of frauds and errors, the accuracy and completeness of the accounting records, and the timely preparation of reliable financial information, as required under the Act.

Auditors’ Responsibility

Our responsibility is to express an opinion on the Company’s internal financial controls with reference to standalone financial statements based on our audit. We conducted our audit in accordance with the Guidance Note on Audit of Internal Financial Controls over Financial Reporting (the, “Guidance note”) and the Standards on Auditing, issued by ICAI and deemed to be prescribed under section 143(10) of the Companies Act, to the extent applicable to an audit of internal financial controls, both applicable to an audit of Internal Financial Controls and, both issued by the ICAI. Those Standards and the Guidance Note require that we comply with ethical requirements and plan and perform the audit to obtain reasonable assurance about whether adequate internal financial controls with reference to standalone financial statements were established and maintained and if such

controls operated effectively in all material respects.

Our audit involves performing procedures to obtain audit evidence about the adequacy of the internal financial controls with reference to standalone financial statements and their operating effectiveness. Our audit of internal financial controls with reference to standalone financial statements included obtaining an understanding of internal financial controls with reference to standalone financial statements, assessing the risk that a material weakness exists, and testing and evaluating the design and operating effectiveness of internal control based on the assessed risk. The procedures selected depend on the auditors’ judgement, including the assessment of the risks of material misstatement of the standalone financial statements, whether due to fraud or error.

We believe that the audit evidence we have obtained is sufficient and appropriate to provide a basis for our audit opinion on the Company’s internal financial controls with reference to standalone financial statements.

Meaning of Internal Financial Controls with reference to Standalone financial statements

A Company’s internal financial controls with reference to Standalone financial statements is a process designed to provide reasonable assurance regarding the reliability of financial reporting and the preparation of financial statements for external purposes in accordance with generally accepted accounting principles. A Company’s internal financial controls with reference to financial statements includes those policies and procedures that (1) pertain to the maintenance of records that, in reasonable detail, accurately and fairly reflect the transactions and dispositions of the assets of the Company; (2) provide reasonable assurance that transactions are recorded as necessary to permit preparation of financial statements in accordance with generally accepted accounting principles, and that receipts and expenditures of the Company are being made only in accordance with authorizations of management and directors of the Company; and (3) provide reasonable assurance regarding prevention or timely detection of unauthorized acquisition, use, or disposition of the Company’s assets that could have a material effect on the financial statements.

Inherent Limitations of Internal Financial Controls with reference to standalone financial statements

Because of the inherent limitations of internal financial controls with reference to standalone financial statements, including the possibility of collusion or improper management override of controls, material misstatements due to error

or fraud may occur and not be detected. Also, projections of any evaluation of the internal financial controls with reference to standalone financial statements to future periods are subject to the risk that the internal financial control with reference to standalone financial statements may become inadequate because of changes in conditions, or that the degree of compliance with the policies or procedures may deteriorate.

Opinion

In our opinion, the Company has, in all material respects, adequate internal financial controls with reference to standalone financial statements and such internal financial controls with reference to standalone financial statements were operating effectively as at March 31, 2023, based on the internal control over financial reporting criteria

established by the Company considering the essential components of internal control stated in the Guidance Note on Audit of Internal Financial Controls over Financial Reporting issued by the Institute of Chartered Accountants of India.

For **K.C. Mehta & Co LLP**
Chartered Accountants
Firm Reg. No. : 106237W/W100829

Vishal P. Doshi
Partner

Place: Vadodara
Date: May 22, 2023

Membership No. 101533
UDIN: 23101533BGSTCV4126

**STANDALONE BALANCE SHEET AS AT 31ST MARCH, 2023**

[Rs. in Lakhs]

Particulars	Note No.	As at 31.03.2023	As at 31.03.2022
I ASSETS			
(1) Non-current assets			
(a) Property, Plant and Equipment	3	415,093.23	260,226.79
(b) Right of use asset	3	9,526.26	9,493.11
(c) Capital work-in-progress	3	54,396.98	178,735.04
(d) Other Intangible assets	4	340.83	444.85
(e) Financial Assets			
(i) Investments			
(a) Investment in Joint Venture	5	41,400.00	41,400.00
(b) Other Investments	6	156,753.74	167,801.13
(ii) Loans	7	48.95	70.87
(iii) Other Financial assets	8	2,293.71	2,468.93
(f) Non-Current Tax Assets (Net)	9	18,819.97	17,164.13
(g) Other non-current assets	10	10,949.47	11,048.81
Total Non - current assets		709,623.14	688,853.66
(2) Current assets			
(a) Inventories	11	46,072.51	35,313.69
(b) Financial Assets			
(i) Other Investments	6	2,065.57	2,273.30
(ii) Trade receivables	12	28,456.31	30,264.19
(iii) Cash and cash equivalents	13	45,554.38	29,771.28
(iv) Bank balance other than (iii) above	14	2,736.93	191.12
(v) Loans	7	5,061.94	5,121.81
(vi) Other Financial assets	8	4,525.98	1,559.83
(c) Other current assets	10	6,502.25	4,908.72
Total Current assets		140,975.87	109,403.94
TOTAL ASSETS		850,599.01	798,257.60
General Information	1		
Significant Accounting Policies	2		

See accompanying notes forming part of financial statements.

3-49

As per our attached Report of even date.

For and on behalf of the BoardFor **K. C. Mehta & Co LLP**

Chartered Accountants

Firm Reg. No. : 106237W/W100829

Swaroop P. IAS

Managing Director

DIN No. : 08103838

Raj Kumar, IAS

Chairman

DIN No. : 00294527

Vishal P. Doshi

Partner

Membership No. 101533

Vinayak Kudtarkar

General Manager (Finance) &

Chief Financial Officer

S. S. Bhatt

Company Secretary &

Chief General Manager
(Legal & CC)

Place : Vadodara

Date : 22nd May, 2023

Place : Gandhinagar

Date : 22nd May, 2023

STANDALONE BALANCE SHEET AS AT 31ST MARCH, 2023 (Contd.)

[Rs. in Lakhs]

Particulars	Note No.	As at 31.03.2023	As at 31.03.2022
II EQUITY AND LIABILITIES			
(1) EQUITY			
(a) Equity Share capital	15	7,343.84	7,343.84
(b) Other Equity	16	623,702.33	583,101.43
Total Equity		631,046.17	590,445.27
(2) LIABILITIES			
Non-current liabilities			
(a) Financial Liabilities			
(i) Borrowings	17	45,885.92	54,896.22
(ii) Lease Liabilities	18	66.29	67.24
(b) Provisions	19	13,247.44	14,901.52
(c) Deferred tax liabilities (Net)	20	76,368.18	64,438.40
Total Non-current liabilities		1,35,567.83	1,34,303.38
Current Liabilities			
(a) Financial Liabilities			
(i) Borrowings	17	13,695.00	4,437.45
(ii) Lease Liabilities	18	6.04	6.11
(iii) Trade payables			
(a) Total outstanding dues of micro enterprises and small enterprises	21	3,911.11	2,632.39
(b) Total outstanding dues of creditors other than micro enterprises and small enterprises	21	45,472.35	32,645.68
(iv) Other financial liabilities	22	11,066.37	22,877.02
(b) Other current liabilities	23	7,353.95	7,078.75
(c) Provisions	19	1,477.67	1,763.11
(d) Current Tax Liabilities (Net)	9	1,002.52	2,068.44
Total Current Liabilities		83,985.01	73,508.95
Total Liabilities		219,552.84	207,812.33
TOTAL EQUITY AND LIABILITIES		850,599.01	798,257.60
General Information	1		
Significant Accounting Policies	2		

See accompanying notes forming part of financial statements.

3-49

As per our attached Report of even date.

For and on behalf of the Board

For **K. C. Mehta & Co LLP**
Chartered Accountants
Firm Reg. No. : 106237W/W100829

Swaroop P. IAS
Managing Director
DIN No. : 08103838

Raj Kumar, IAS
Chairman
DIN No. : 00294527

Vishal P. Doshi
Partner
Membership No. 101533

Vinayak Kudtarkar
General Manager (Finance) &
Chief Financial Officer

S. S. Bhatt
Company Secretary &
Chief General Manager
(Legal & CC)

Place : Vadodara
Date : 22nd May, 2023

Place : Gandhinagar
Date : 22nd May, 2023



STANDALONE STATEMENT OF PROFIT AND LOSS FOR THE YEAR ENDED 31ST MARCH, 2023

[Rs. in Lakhs]

Particulars	Note No.	Year Ended 31.03.2023	Year Ended 31.03.2022
I. Revenue from operations	24	451,650.06	375,873.59
II. Other Income	25	4,215.18	4,638.98
III. Total Income (I + II)		455,865.24	380,512.57
IV. Expenses:			
Cost of materials consumed	26	150,783.92	127,854.17
Purchase of Stock-in-Trade		1,858.80	513.14
Changes in inventories of finished goods, stock-in-trade and work-in-progress	27	(1,692.71)	(306.34)
Employee benefits expense	28	25,239.70	27,193.41
Finance costs	29	1,946.24	614.63
Depreciation and amortisation expense	30	27,608.80	19,778.39
Power, Fuel & Other Utilities	31	111,843.89	73,904.94
Other expenses	32	52,157.50	48,097.28
Total Expenses		369,746.14	297,649.62
V. Profit before Tax (III - IV)		86,119.10	82,862.95
VI. Tax expense	33		
(a) Current tax		15,120.63	26,946.97
(b) Deferred tax		12,818.34	(456.44)
(c) Net Tax Adjustment of earlier year		609.74	174.35
		28,548.71	26,664.88
VII. Profit for the year (V - VI)		57,570.39	56,198.07
VIII. Other Comprehensive Income			
Items that will not be reclassified to profit or loss			
Remeasurement of Defined Benefits Plans - Gratuity		533.03	(2,157.80)
Deferred Tax Assets / (liabilities) on Remeasurement of Defined Benefits Plans - Gratuity		(186.26)	754.02
Fair Value of Equity Instruments - FVTOCI		(11,047.39)	4,809.78
Deferred Tax Assets / (liabilities) on Fair Value of Equity Instruments - FVTOCI		1,074.82	(1,042.71)
Total Other Comprehensive Income (VIII)		(9,625.80)	2,363.29
IX. Total Comprehensive Income (VII + VIII)		47,944.59	58,561.36
X. Earning per equity share (face value Rs.10/-each):	34		
(1) Basic (Rs.)		78.39	76.53
(2) Diluted (Rs.)		78.39	76.53
General Information	1		
Significant Accounting Policies	2		

See accompanying notes forming part of financial statements.

As per our attached Report of even date.

For **K. C. Mehta & Co LLP**
Chartered Accountants
Firm Reg. No. : 106237W/W100829

Vishal P. Doshi
Partner
Membership No. 101533

Swaroop P. IAS
Managing Director
DIN No. : 08103838

Vinayak Kudtarkar
General Manager (Finance) &
Chief Financial Officer

3-49

For and on behalf of the Board

Raj Kumar, IAS
Chairman
DIN No. : 00294527

S. S. Bhatt
Company Secretary &
Chief General Manager
(Legal & CC)

Place : Vadodara
Date : 22nd May, 2023

Place : Gandhinagar
Date : 22nd May, 2023

STANDALONE STATEMENT OF CASH FLOW FOR THE YEAR ENDED 31ST MARCH, 2023

[Rs. in Lakhs]

Particulars	2022-23	2021-22
A Cash Flow from Operating Activities	95,997.50	73,483.16
B Cash Flow from Investing Activities	(66,085.81)	(80,543.47)
C Cash Flow from Financing Activities	(14,025.82)	1,174.42
D Effect of unrealised exchange differences on translation of foreign currency cash and cash equivalents	(102.77)	136.23
E Cash and Cash Equivalents at the beginning of the year	29,771.28	35,520.94
F Cash and Cash Equivalents at the end of the year	45,554.38	29,771.28
G Total Cash Flow During the year (A+B+C+D) Or (F-E)	15,783.10	(5,749.66)
A CASH FLOW FROM OPERATING ACTIVITIES :		
Net Profit / (Loss) Before Tax	86,119.10	82,862.95
Adjustments For :		
Addition / (Deduction)		
Depreciation and Amortisation Expenses	27,608.80	19,778.39
Interest Income	(1,929.52)	(1,694.33)
Dividend Received	(1,880.40)	(1,918.93)
Interest Expense	1,946.24	614.63
Net (Profit) / Loss on Sale of Property Plant & Equipment	6.79	40.94
Net (Gain) / Loss arising from Financial Assets designated as FVTPL	(290.12)	(962.56)
Unrealised foreign exchange (gain)/loss	3,529.16	22.46
Expected credit loss allowances	(41.02)	31.93
Provision for Gratuity & Leave	(2,474.46)	2,189.95
Provision / Written off for Stores and Spares	480.00	805.36
Sub Total	26,955.47	18,907.84
Operating Profit Before changes in assets/ (liabilities)	113,074.57	101,770.79
Decrease or (Increase) in Assets :		
Trade Receivables	1,888.00	(1,441.07)
Loans	81.79	52.08
Other Assets	(922.92)	1,617.98
Other Financial Assets	(2,781.98)	352.79
Inventories	(11,238.82)	(13,546.80)
Increase / (Decrease) in Liabilities :		
Trade Payables and Other Current Liabilities	14,356.70	11,795.08
Provisions	162.74	151.59
Other Financial Liabilities	(170.45)	3,772.17
Cash Generated from Operations Before Tax	114,449.63	104,524.61
Direct Taxes Paid (Net)	(18,452.13)	(31,041.45)
Net Cash Flow generated from Operating Activities : (Total - A)	95,997.50	73,483.16



STANDALONE STATEMENT OF CASH FLOW FOR THE YEAR ENDED 31ST MARCH, 2023 (Contd.)

[Rs. in Lakhs]

Particulars	2022-23	2021-22
B CASH FLOW FROM INVESTING ACTIVITIES :		
Payment for Property Plant & Equipment (Including Capital Work-in-Progress)	(68,306.79)	(90,871.99)
Payment for Intangible Assets	-	(16.21)
Proceeds from disposal of Property Plant & Equipment	22.17	110.50
Proceed from Sale of Investment	497.84	3,832.13
Interest Received	1,920.57	1,983.27
Dividend Received	1,880.40	1,918.93
Proceeds/Payment for Deposit	(2,100.00)	(0.10)
Proceeds/Payment for Inter Corporate Deposits	-	2,500.00
Net Cash generated / (used) in Investment Activities - (Total - B)	(66,085.81)	(80,543.47)
C CASH FLOW FROM FINANCING ACTIVITIES :		
Interest and Finance charges paid	(1,855.52)	(596.47)
Dividend paid	(7,358.89)	(5,889.00)
Unpaid Dividend	15.20	14.05
Increase in Restricted Bank Balances other than Cash & Cash Equivalents	(430.61)	-
Proceeds from Non-Current Borrowings	-	13,812.50
Repayment of Non-Current Borrowings	(4,239.09)	(6,285.07)
Proceeds/Repayment from/of Current Borrowings (Net)	(150.26)	125.05
Repayment of Lease Liabilities	(1.03)	(0.95)
Repayment of Lease Liabilities - Interest	(5.62)	(5.69)
Net Cash generated / (used) in Financing Activities - (Total - C)	(14,025.82)	1,174.42
D EFFECT OF UNREALISED EXCHANGE DIFFERENCES ON TRANSLATION OF FOREIGN CURRENCY CASH AND CASH EQUIVALENTS	(102.77)	136.23
E CASH AND CASH EQUIVALENTS AT THE BEGINNING OF THE YEAR :		
Cash and Cheques on Hand	3.61	3.34
Balances with Banks	4,767.67	2,517.60
Balances with Financial Institution	25,000.00	33,000.00
Net Cash and Cash Equivalents at the beginning of the year (Total - E)	29,771.28	35,520.94
F CASH AND CASH EQUIVALENTS AT THE END OF THE YEAR :		
Cash and Cheques on Hand	4.18	3.61
Balances with Banks	6,050.20	4,767.67
Balances with Financial Institution	39,500.00	25,000.00
Net Cash and Cash Equivalents at the end of the year (Total - F)	45,554.38	29,771.28
G TOTAL CASH FLOW DURING THE YEAR (A+B+C+D) OR (F-E)	15,783.10	(5,749.66)

Note :-

- The Cash Flow Statement has been prepared under the 'Indirect Method' set out in Ind AS -7 "Statement of Cash Flows".
- Changes in liability arising from financial activities:

	2022-23	2021-22
Long term Borrowings		
Opening Balance	59,183.41	49,666.88
Cash in flow - Receipt of New Borrowings	-	13,812.50
Cash out Flow - Repayment of Borrowings	(4,239.09)	(6,285.07)
Foreign Exchange and non-cash movement (net off)	4,636.60	1,989.10
Closing Balance	59,580.92	59,183.41

- Previous Year's figures have been regrouped / rearranged to confirm to the current years presentation, wherever necessary.

See accompanying notes forming part of financial statements. 1-49

As per our attached Report of even date.

For **K. C. Mehta & Co LLP**

Chartered Accountants

Firm Reg. No. : 106237W/W100829

Vishal P. Doshi

Partner

Membership No. 101533

Swaroop P. IAS

Managing Director

DIN No. : 08103838

Vinayak Kudtarkar

General Manager (Finance) &

Chief Financial Officer

For and on behalf of the Board

Raj Kumar, IAS

Chairman

DIN No. : 00294527

S. S. Bhatt

Company Secretary &

Chief General Manager

(Legal & CC)

Place : Gandhinagar

Date : 22nd May, 2023

Place : Vadodara

Date : 22nd May, 2023

STANDALONE STATEMENT OF CHANGES IN EQUITY FOR THE YEAR ENDED 31ST MARCH, 2023

[Rs. in Lakhs]

Particulars	Equity share capital	Other Equity				Other Comprehensive Income - Fair value of equity instrument	Total Other Equity	Total Equity
		Capital Reserve	General Reserve	Security premium	Retained Earnings			
Balance as at April 1, 2021	7,343.84	0.24	230,217.62	23,423.18	148,461.08	128,312.90	530,415.02	537,758.86
Changes due to prior period errors	-	-	-	-	-	-	-	-
Restated balance as at April 1, 2021	7,343.84	0.24	230,217.62	23,423.18	148,461.08	128,312.90	530,415.02	537,758.86
Profit for the year	-	-	-	-	56,198.07	-	56,198.07	56,198.07
Other comprehensive income for the year (Net of Taxes)	-	-	-	-	(1,403.78)	3,767.07	2,363.29	2,363.29
Total Comprehensive income for the year	-	-	-	-	54,794.29	3,767.07	58,561.36	58,561.36
Final Dividend	-	-	-	-	(5,874.95)	-	(5,874.95)	(5,874.95)
Balance as at March 31, 2022	7,343.84	0.24	230,217.62	23,423.18	197,380.42	132,079.97	583,101.43	590,445.27
Changes due to prior period errors	-	-	-	-	-	-	-	-
Restated balance as at April 1, 2022	7,343.84	0.24	230,217.62	23,423.18	197,380.42	132,079.97	583,101.43	590,445.27
Profit for the year	-	-	-	-	57,570.39	-	57,570.39	57,570.39
Impact of Equity Investment derecognised (Refer Note No. 6.1)	-	-	-	-	(7,122.00)	7,122.00	-	-
Other comprehensive income for the year (Net of Taxes)	-	-	-	-	346.77	(9,972.57)	(9,625.80)	(9,625.80)
Total Comprehensive income for the year	-	-	-	-	50,795.16	(2,850.57)	47,944.59	47,944.59
Final Dividend	-	-	-	-	(7,343.69)	-	(7,343.69)	(7,343.69)
Balance as at March 31, 2023	7,343.84	0.24	230,217.62	23,423.18	240,831.89	129,229.40	623,702.33	631,046.17

See accompanying notes forming part of financial statements.

As per our attached Report of even date.

For **K. C. Mehta & Co LLP**

Chartered Accountants

Firm Reg. No. : 106237W/W100829

Vishal P. Doshi

Partner

Membership No. 101533

Swaroop P. IAS

Managing Director

DIN No. : 08103838

Vinayak Kudtarkar

General Manager (Finance) &

Chief Financial Officer

For and on behalf of the Board

Raj Kumar, IAS

Chairman

DIN No. : 00294527

S. S. Bhatt

Company Secretary &

Chief General Manager

(Legal & CC)

Place : Vadodara

Date : 22nd May, 2023

Place : Gandhinagar

Date : 22nd May, 2023



NOTES TO THE STANDALONE FINANCIAL STATEMENTS

Notes forming part of the Financial Statements

1. GENERAL INFORMATION

Gujarat Alkalies and Chemicals Limited (“the Company”) is a multi-product chemical manufacturing Company, having various products in its basket and is one of the leading manufacturer of Caustic Soda Lye.

The Company having CIN L24110GJ1973PLC002247 is a public limited company incorporated and domiciled in India and has its Registered Office at P. O. Ranoli – 391350, District Vadodara, Gujarat, India. The equity shares of the Company are listed on the BSE Limited and National Stock Exchange of India Limited.

2. SIGNIFICANT ACCOUNTING POLICIES

2.1. Statement of Compliance

The standalone financial statements have been prepared in accordance with Indian Accounting Standards (Ind AS) as notified under Section 133 of The Companies Act, 2013 (the “Act”) read with Companies (Indian Accounting Standards) Rules, 2015 as amended and other relevant provisions of the Act as amended from time to time, 2013.

2.2. Application of New Indian Accounting Standards

All the Indian Accounting Standards issued and notified by the Ministry of Corporate Affairs under the Companies (Indian Accounting Standards) Rules, 2015 (as amended) till the financial statements are authorized have been considered in preparing these financial statements.

The following standards / amendments to standards have been issued and will be effective from 1st April 2023.

Ind AS 1 – Presentation of Financial Statements

The amendments require companies to disclose their material accounting policies rather than their significant accounting policies. Accounting policy information, together with other information, is material when it can reasonably be expected to influence decisions of primary users of general purpose financial statements. The Company does not expect this amendment to have any significant impact in its financial statements.

Ind AS 12 – Income Taxes

The amendments clarify how companies account for deferred tax on transactions such as leases and decommissioning obligations. The amendments narrowed the scope of the recognition exemption in paragraphs 15 and 24 of Ind AS 12 (recognition

exemption) so that it no longer applies to transactions that, on initial recognition, give rise to equal taxable and deductible temporary differences. The Company is evaluating the impact, if any, in its financial statements.

Ind AS 8 – Accounting Policies, Changes in Accounting Estimates and Errors

The amendments will help entities to distinguish between accounting policies and accounting estimates. The definition of a change in accounting estimates has been replaced with a definition of accounting estimates. Under the new definition, accounting estimates are “monetary amounts in financial statements that are subject to measurement uncertainty”. Entities develop accounting estimates if accounting policies require items in financial statements to be measured in a way that involves measurement uncertainty. The Company does not expect this amendment to have any significant impact in its financial statements.

2.3. Basis of Preparation of financial statements

The financial statements have been prepared, under the historical cost convention, on the accrual basis of accounting except for certain assets and liabilities which are measured at fair value/amortized cost/ present value at the end of each reporting period as explained in the accounting policies set out below. These accounting policies have been applied consistently over all the periods presented in these financials statements.

Historical cost is generally based on the fair value of the consideration given in exchange for goods and services.

2.4. Use of estimates

The preparation of the financial statements in conformity with Ind AS requires management to make estimates, judgements and assumptions. These estimates, judgements and assumptions affect the application of accounting policies and the reported amounts of assets and liabilities, the disclosures of contingent assets and liabilities at the date of the financial statements and reported amounts of revenues and expenses during the period. Application of accounting policies that require critical accounting estimates involving complex and subjective judgements and the use of assumptions in these financial statements have been disclosed in notes below. Accounting estimates could change from period to period. Actual results could differ from these estimates. Appropriate changes in

NOTES TO THE STANDALONE FINANCIAL STATEMENTS

estimates are made as management becomes aware of changes in circumstances surrounding the estimates. Changes in estimates are reflected in the financial statements in the period in which changes are made and if material, then effects are disclosed in the notes to the financial statements.

2.5. Revenue Recognition

2.5.a. Sale of Goods :

The Company derives Revenue primarily from sale of manufactured and traded products being “Chemicals”.

Revenue from the sale of products is recognised on satisfaction of performance obligation upon transfer of control of promised products to customers in an amount that reflects the consideration the Company expects to receive in exchange of those products.

The performance obligation to transfer each distinct product consists of supplying the product to a named destination, handling charges and packing charges.

The Company accounts for discounts and incentives to customers as a reduction of revenue based on the proportionate allocation of the discounts / incentives to each of the underlying performance obligation that corresponds to the progress by the customer towards earning the discount / incentive. Also, when the level of discount varies with increase in level of revenue transactions, the Company recognizes the liability based on its estimate of the customer’s future purchases. If it is probable that the criteria for the discount will not be met, or if the amount thereof cannot be estimated reliably, then discount is not recognized until the payment is probable and the amount can be estimated reliably. The Company recognizes changes in the estimated amount of obligations for discounts in the period in which the change occurs.

The Company does not expect to have any contracts where the period between the transfer of the promised goods to the customer and payment by the customer exceeds one year. As a consequence, it does not adjust any of the transaction price for the time value of money.

Sale of products excludes amounts of indirect taxes on sales.

2.5.b. Dividend and interest income :

Dividend income from investments is recognised when the shareholder’s right to receive the payment has been established.

Interest income from a financial asset is recognised when it is probable that the economic benefits will flow to the Company and the amount of income can

be measured reliably. Interest income is accrued on time basis, by reference to the principal outstanding and at the effective interest rate applicable.

2.5.c. Other Operating Income and Other Income :

Revenue with respect to Other Operating Income and Other Income including insurance and other claims are recognised when a reasonable certainty as to its realisation exists.

2.6. Leasing

The Company as a Lessee:

The Company’s lease asset class primarily consist of leases for immovable properties. The company assesses whether a contract contains a lease, at inception of a contract. A contract is, or contains, a lease if there is an explicit or implicit identified asset in the contract and Customer controls the use of an identified asset for a period of time in exchange for consideration. To assess whether a contract conveys the right to control the use of an identified asset, the company assesses whether: (1) the contract involves the use of an identified asset (2) the company has substantially all of the economic benefits from use of the asset through the period of the lease and (3) the company has the right to direct the use of the asset.

At the date of commencement of the lease, the company recognizes a right-of-use asset (“ROU”) and a corresponding lease liability for all lease arrangements in which it is a lessee, except for leases with a term of twelve months or less (short-term leases) and low value leases. For these short-term and low value leases, the company recognizes the lease payments as an operating expense on a straight-line basis over the term of the lease.

Certain lease arrangements includes the options to extend or terminate the lease before the end of the lease term. ROU assets and lease liabilities includes these options when it is reasonably certain that they will be exercised.

The ROU assets are initially recognized at cost, which comprises the initial amount of the lease liability adjusted for any lease payments made at or prior to the commencement date of the lease plus any initial direct costs less any lease incentives. They are subsequently measured at cost less accumulated depreciation and impairment losses, if any.

ROU assets are depreciated from the commencement date on a straight-line basis over the shorter of the lease term and useful life of the underlying asset.

NOTES TO THE STANDALONE FINANCIAL STATEMENTS

ROU assets are evaluated for recoverability whenever events or changes in circumstances indicate that their carrying amounts may not be recoverable. For the purpose of impairment testing, the recoverable amount (i.e. the higher of the fair value less cost to sell and the value-in-use) is determined on an individual asset basis unless the asset does not generate cash flows that are largely independent of those from other assets. In such cases, the recoverable amount is determined for the Cash Generating Unit (CGU) to which the asset belongs. The lease liability is initially measured at amortized cost at the present value of the future lease payments. The lease payments are discounted using the interest rate implicit in the lease or, if not readily determinable, using the incremental borrowing rates in the country of domicile of these leases. Lease liabilities are remeasured with a corresponding adjustment to the related right of use asset if the company changes its assessment if whether it will exercise an extension or a termination option.

Lease liability and ROU asset have been separately presented in the Balance Sheet and lease payments have been classified as financing cash flows.

2.7. Foreign Currencies

2.7.a. Functional Currency :

The functional currency of the Company is the Indian rupee. These financial statements are presented in Indian rupees (rounded off to lakhs)

2.7.b. Transactions and translations :

In preparing the financial statements, transactions in currencies other than the Company's functional currency (foreign currencies) are recognised at the rates of exchange prevailing at the dates of the transactions. The date of the transaction for the purpose of determining the exchange rate to use on initial recognition of the related asset, expense or income (or part of it) is the date on which the Company initially recognises the non-monetary asset or non-monetary liability arising from the payment or receipt of advance consideration. At the end of each reporting period, monetary items denominated in foreign currencies are retranslated at the rates prevailing at that date. Non-monetary items carried at fair value that are denominated in foreign currencies are retranslated at the rates prevailing at the date when the fair value was determined. Non-monetary items that are measured in terms of historical cost in a foreign currency are not retranslated.

Exchange differences on monetary items are recognised in profit or loss in the period in which they arise except for exchange differences on

foreign currency borrowings relating to assets under construction for future productive use, which are included in the cost of those assets when they are regarded as an adjustment to interest costs on those foreign currency borrowings.

2.8. Borrowing Costs

Borrowing costs directly attributable to the acquisition, construction or production of qualifying assets, which are assets that necessarily take a substantial period of time to get ready for their intended use or sale, are added to the cost of those assets, until such time as the assets are substantially ready for their intended use or sale.

All other borrowing costs are recognised in the statement of profit and loss in the period in which they are incurred.

Borrowing costs consist of interest and other costs that the Company incurs in connection with the borrowing of funds. Borrowing cost also includes exchange differences arising from foreign currency borrowings to the extent regarded as an adjustment to the interest costs. Capitalisation of borrowing costs is suspended and charged to the Statement of Profit and Loss during extended periods when active development activity on the qualifying assets is interrupted.

2.9. Employee Benefits

2.9.a. Short term Employee Benefits :

All employee benefits payable wholly within twelve months of rendering the services are classified as short term employee benefits. Benefits such as salaries, wages, etc. and the expected cost of bonus, Ex-gratia, Leave Travel Allowance, Reimbursement of Medical Expenses, Personal Accident Policy, Deposit Linked Insurance Policy are recognised, undiscounted in the period in which the employee renders the related services.

2.9.b. Post-Employment Benefits :

2.9.b.1. Defined Contribution Plan :

The Company's contribution paid/payable during the year to Provident Fund, Superannuation Fund and other welfare funds are considered as defined contribution plans. The Contribution paid/ payable under these plans are recognised in the Statement of Profit and Loss during the period in which the employee renders the services. The above benefits are classified as Defined Contribution Schemes as the Company has no further defined obligations beyond the monthly contributions.

2.9.b.2. Defined Benefit Plans :

The Gratuity Scheme managed by Life Insurance Corporation of India through a Trust is considered as defined benefit plan. The present value of the

NOTES TO THE STANDALONE FINANCIAL STATEMENTS

obligation is determined based on actuarial valuation being carried out at each reporting date using the Projected Unit Credit Method.

Actuarial gains and losses are recognised immediately in other comprehensive income.

Gains or losses on the curtailment or settlement of any defined benefit plan are recognised when the curtailment or settlement occurs.

Past service cost is recognized immediately to the extent that the benefits are already vested and otherwise it is amortized on straight-line basis over the remaining average period until the benefits become vested.

Interest cost is calculated by applying the discount rate to the net balance of the defined benefit obligation and the fair value of plan assets.

The defined retirement benefit obligation recognised in the balance sheet represents the present value of the defined benefit obligation as reduced by plan assets.

2.9.b.3. Long term Employee Benefits :

The obligation for long term employee benefits such as long term compensated absences, long service awards, etc. is recognised in the same manner as in the case of defined benefit plans as mentioned in (b) (ii) above except that the actuarial gains and losses are recognised immediately in the Statement of Profit and Loss.

2.10. Income Taxes

Income tax expense represents the sum of current tax and deferred tax.

2.10.a. Current Tax :

The tax currently payable is based on taxable profit for the year. Taxable profit differs from 'Profit Before Tax' as reported in the Statement of Profit and Loss because of items of income or expense that are taxable or deductible in other years and items that are never taxable or deductible in accordance with applicable tax laws. The Company's current tax is calculated using tax rates that have been enacted or substantively enacted by the end of the reporting period.

2.10.b. Deferred Tax :

Deferred tax is recognised on temporary differences between the carrying amounts of assets and liabilities in the financial statements and the corresponding tax bases used in the computation of taxable profit. Deferred tax liabilities are generally recognised for all taxable temporary differences. Deferred tax assets are generally recognised for all deductible temporary differences, the carry forward of unused tax losses and the carry forward of unused tax

credits to the extent that it is probable that taxable profits will be available against which these can be utilised. Such deferred tax assets and liabilities are not recognised if the temporary difference arises from the initial recognition (other than in a business combination) of assets and liabilities in a transaction that affects neither the taxable profit nor the accounting profit. In addition, deferred tax liabilities are not recognised if the temporary difference arises from the initial recognition of goodwill.

The carrying amount of deferred tax assets is reviewed at the end of each reporting period and reduced to the extent that it is no longer probable that sufficient taxable profits will be available to allow all or part of the deferred tax asset to be recovered.

Deferred tax liabilities and assets are measured at the tax rates that are expected to apply in the period in which the liability is settled or the asset realised, based on tax rates (and tax laws) that have been enacted or substantively enacted by the end of the reporting period.

The measurement of deferred tax liabilities and assets reflects the tax consequences that would follow from the manner in which the Company expects, at the end of the reporting period, to recover or settle the carrying amount of its assets and liabilities.

2.10.c. Current and Deferred Tax for the Year:

Current and deferred tax are recognised in the statement of profit and loss, except when they relate to items that are recognised in Other Comprehensive Income or directly in equity, in which case, the current and deferred tax are also recognised in Other Comprehensive Income or directly in equity respectively.

2.11. Property, Plant and Equipment

Freehold land is carried at historical cost. All other items of property, plant and equipment are stated at historical cost less accumulated depreciation and accumulated impairment losses, if any.

The cost of PPE comprises of its purchase price or its construction cost (net of applicable tax credit, trade discount and rebate if any), Exchange rate variations attributable to the assets and any cost directly attributable to bring the asset into the location and condition necessary for it to be capable of operating in the manner intended by the management and initial estimate of decommissioning costs. Direct costs are capitalized until the asset is ready for use and includes borrowing cost capitalised in accordance with the Company's accounting policy.

NOTES TO THE STANDALONE FINANCIAL STATEMENTS

Depreciation method, Estimated Useful lives and residual value

The Company depreciates property, plant and equipment over their estimated useful lives using the straight line method. The estimated useful lives of the assets are as follows:

Asset	Useful Life
Buildings	20-60 years
Plant and Equipment	10-40 Years
Office Equipment	3 years
Furniture and Fixtures	5-10 years
Vehicles	8-10 years

Depreciation is recognised so as to write off the cost of assets (other than freehold land and properties under construction) less their residual values over their useful lives, using the straight-line method. The estimated useful lives, residual values and depreciation method are reviewed at the end of each reporting period, with the effect of any changes in estimate accounted for on a prospective basis. The useful life as prescribed under Schedule II of the Companies Act, 2013 have been followed except in respect of the following categories of assets, in whose case the life of the assets has been assessed as under based on technical advice, taking into account the nature of the asset, the estimated usage of the asset, the operating condition of the asset, past history of replacement, anticipated technological changes, manufacturers warranties and maintenance support, etc.:

- Remembraning of Membrane cell elements-4 years
- Recoating of Anode and Cathode membrane cell elements- 8 years
- Leasehold land and equipment is amortised over the duration of the lease.

Advances paid towards the acquisition of property, plant and equipment outstanding at each Balance Sheet date is classified as capital advances under Other Non-Current Assets and the cost of the assets not ready for intended use before such date are disclosed under 'Capital work-in-progress'. Subsequent expenditures relating to property, plant and equipment is capitalised only when it is probable that future economic benefits associated with these will flow to the Company and the cost of the item can be measured reliably. Repairs and maintenance costs are recognized in the Statement of Profit and Loss when incurred. The cost and related accumulated depreciation are eliminated from

the financial statements upon sale or retirement of the asset and the resultant gains or losses which are measured as the difference between the net disposal proceeds and the carrying amount of the asset are recognised in the Statement of Profit and Loss when the asset is derecognised. Assets to be disposed off are reported at the lower of the carrying value or the fair value less cost to sell.

2.12. Intangible Assets

Intangible Assets acquired separately:

Intangible assets with finite useful life acquired separately, are recognized only if it is probable that future economic benefits that are attributable to the assets will flow to the enterprise and the cost of assets can be measured reliably. The intangible assets are recorded at cost and are carried at cost less accumulated amortization and accumulated impairment losses, if any.

Amortisation is recognised on a straight-line basis over their estimated useful lives from the date they are available for use. The estimated useful life and amortisation method are reviewed at the end of each reporting period, with the effect of any changes in estimate being accounted for on a prospective basis. Intangible assets with indefinite useful lives that are acquired separately are carried at cost less accumulated impairment losses.

Subsequent expenditures are capitalised only when it is probable that future economic benefits associated with these will flow to the Company and the cost of the item can be measured reliably.

Intangible assets are derecognised on disposal, or when no future economic benefits are expected from use or disposal. Gains or losses arising from derecognition of an intangible asset are determined as the difference between the net disposal proceeds and the carrying amount of the asset, and recognised in the Statement of Profit and Loss when the asset is derecognised.

RESEARCH AND DEVELOPMENT

Expenditure on research is recognised as an expense when it is incurred. Expenditure on development which does not meet the criteria for recognition as an intangible asset is recognised as an expense when it is incurred.

Useful Lives of Intangible Assets :

Estimated Useful lives of the Intangible assets are as follows:

Intangible Asset	Useful Life
Capitalised Development	5 Years
Computer Software	8 Years

NOTES TO THE STANDALONE FINANCIAL STATEMENTS

2.13. Impairment of Tangible and Intangible Assets

Intangible assets and property, plant and equipment are evaluated for recoverability whenever events or changes in circumstances indicate that their carrying amounts may not be recoverable. For the purpose of impairment testing, the recoverable amount is determined on an individual asset basis unless the asset does not generate cash flows that are largely independent of those from other assets. In such cases, the recoverable amount is determined for the cash generating unit to which the asset belongs.

Recoverable amount is the higher of fair value less costs of disposal and value in use. In assessing value in use, the estimated future cash flows are discounted to their present value using a pre-tax discount rate that reflects current market assessments of the time value of money and the risks specific to the asset for which the estimates of future cash flows have not been adjusted.

If such assets are considered to be impaired, the impairment is recognized in the Statement of Profit and Loss and is measured by the amount by which the carrying value of the assets exceeds the estimated recoverable amount of the asset. An impairment loss is reversed in the Statement of Profit and Loss if there has been a change in the estimates used to determine the recoverable amount. The carrying amount of the asset is increased to its revised recoverable amount, provided that this amount does not exceed the carrying amount that would have been determined (net of any accumulated amortization or depreciation) had no impairment loss been recognized for the asset in prior years. After a reversal, the depreciation charge is adjusted in future periods to allocate the asset's revised carrying amount, less any residual value, on a systematic basis over its remaining useful life.

2.14. Inventories

Inventories are stated at the lower of cost and net realisable value after providing for obsolescence, if any. Net realisable value represents the estimated selling price for inventories in the ordinary course of business less all estimated costs of completion and estimated costs necessary to make the sale. Cost of inventories comprises of cost of purchase (net of recoverable taxes), cost of conversion and other costs including manufacturing overheads incurred in bringing them to their respective present location and condition. Raw materials and other supplies held for use in production of finished products are not written down below cost except in cases where

material prices have declined and it is estimated that the cost of the finished products will exceed their net realizable value.

Inventory cost formula is as under :

Inventories	Basis of Valuation and Cost Formula
Raw material	Landed cost at weighted average basis
Raw Material (Goods in transit)	At Cost on Basic Price
Work in Progress	Raw material, labour and appropriate proportion of manufacturing expenses and overheads as per stage of completion at weighted average.
Finished Goods (Including in Transit)	Raw material, labour and appropriate proportion of manufacturing expenses and overheads at weighted average.
Stores, spares, packing materials	Landed Cost Weighted average basis
Scrap	At lower of cost or Net realizable value

2.15. Provisions, Contingent Liabilities and Contingent Assets

Provisions are recognised when the Company has a present obligation (legal or constructive) as a result of a past event, it is probable that an outflow of resources embodying economic benefits will be required to settle the obligation, and a reliable estimate can be made of the amount of the obligation.

The amount recognised as a provision is the best estimate of the consideration required to settle the present obligation at the end of the reporting period, taking into account the risks and uncertainties surrounding the obligation. When a provision is measured using the cash flows estimated to settle the present obligation, its carrying amount is the present value of those cash flows (when the effect of the time value of money is material. If the time value of money is material, Provisions are discounted using pre-tax discount rate and when discounting is used, increase in the provision with the passage of time is recognised as a finance cost in the statement of Profit and Loss account. A contingent liability is (a) a possible obligation that arises from past events and whose existence will be confirmed only by the occurrence or non-

NOTES TO THE STANDALONE FINANCIAL STATEMENTS

occurrence of one or more uncertain future events not wholly within the control of the entity or (b) a present obligation that arises from past events but is not recognised because (i) it is not probable that an outflow of resources embodying economic benefits will be required to settle the obligation or (ii) the amount of the obligation can not be measured with sufficient reliability.

Contingent liabilities are disclosed in the Financial Statements by way of notes to accounts, unless possibility of an outflow of resources embodying economic benefit is remote.

A contingent asset is a possible asset that arises from the past events and whose existence will be confirmed only by the occurrence or non- occurrence of one or more of uncertain future events not wholly within the control of the entity.

Contingent assets are disclosed in the Financial Statements by way of notes to accounts when an inflow of economic benefits is probable.

2.16. Financial Instruments

The Company determines the classification of its financial assets and liabilities at initial recognition. The classification depends on the Company's business model for managing the financial assets and the contractual terms of the cash flows.

Initial Recognition and Measurement:

The Company recognizes financial assets and financial liabilities when it becomes a party to the contractual provisions of the instrument. All financial assets and liabilities are recognized at fair value on initial recognition, except for trade receivables which are initially measured at transaction price. Transaction costs that are directly attributable to the acquisition or issue of financial assets and financial liabilities that are not at fair value through profit or loss, are added to or deducted from the fair value on initial recognition. Regular way purchase and sale of financial assets are accounted for at trade date.

Effective interest method

The effective interest method is a method of calculating the amortised cost of a financial instrument and of allocating interest income or expense over the relevant period. The effective interest rate is the rate that exactly discounts future cash receipts or payments through the expected life of the financial instrument, or where appropriate, a shorter period.

Subsequent Measurement

2.16.a. Non-derivative financial instruments :

2.16.a.1. Cash and Cash equivalents :

The Company considers all highly liquid financial instruments, which are readily convertible into known amounts of cash that are subject to an

insignificant risk of change in value and having original maturities of three months or less from the date of purchase, to be cash equivalents. Cash and cash equivalents consist of balances with banks which are unrestricted for withdrawal and usage.

2.16.a.2. Financial assets carried at amortised cost :

A financial asset is subsequently measured at amortised cost if it is held within a business model whose objective is to hold the asset in order to collect contractual cash flows and the contractual terms of the financial asset give rise on specified dates to cash flows that are solely payments of principal and interest on the principal amount outstanding.

2.16.a.3. Financial assets at fair value through Other Comprehensive Income (FVTOCI) :

A financial asset is subsequently measured at fair value through Other Comprehensive Income if it is held within a business model whose objective is achieved by both collecting contractual cash flows and selling financial assets and the contractual terms of the financial asset give rise on specified dates to cash flows that are solely payments of principal and interest on the principal amount outstanding. The Company has made an irrevocable election for its investments which are classified as equity instruments to present the subsequent changes in fair value in Other Comprehensive Income based on its business model.

On derecognition of such Financial assets, cumulative gain or loss previously recognised in Other Comprehensive Income is not reclassified from the equity to statement of Profit and Loss.

2.16.a.4. Financial assets at fair value through profit or loss (FVTPL) :

A financial asset which is not classified in any of the above categories are subsequently measured at fair value through profit or loss.

2.16.a.5. Investment in Joint Venture :

A joint venture is a joint arrangement whereby the parties that have joint control of the arrangement have rights to the net assets of the joint arrangement. Joint control is the contractually agreed sharing of control of an arrangement, which exists only when decisions about the relevant activities require unanimous consent of the parties sharing control. The Company accounts for its investment in joint venture at cost.

2.16.a.6. Financial liabilities :

Financial liabilities are subsequently carried at amortized cost using the effective interest method. For trade and other payables maturing within one

NOTES TO THE STANDALONE FINANCIAL STATEMENTS

year from the Balance Sheet date, the carrying amounts approximate fair value due to the short maturity of these instruments. Interest bearing issued debt are initially measured at fair value and are subsequently measured at amortised cost using the effective interest rate method.

2.16.a.7. Derecognition of financial instruments :

The Company derecognizes a financial asset when the contractual rights to the cash flows from the financial asset expire or it transfers the financial asset and the transfer qualifies for derecognition under Ind AS 109. On derecognition of Financial assets (except as mentioned in 2.17.a.3), the difference between the carrying amount and the consideration received is recognised in the statement of Profit and Loss account. A financial liability (or a part of a financial liability) is derecognized from the Company's Balance Sheet when the obligation specified in the contract is discharged or cancelled or expires.

2.16.a.8. Offsetting Financial Instruments :

Financial assets and liabilities are offset and the net amount is presented in the Balance Sheet when there is a legally enforceable right to offset the recognised amounts and there is an intention to settle on a net basis or realise the asset and settle the liability simultaneously.

2.17. Share capital Ordinary Shares :

Ordinary shares are classified as equity. Incremental costs directly attributable to the issuance of new ordinary shares are recognized as a deduction from equity, net of any tax effects.

2.18. Fair Value Measurement

Fair value is the price that would be received to sell an asset or paid to transfer a liability in an orderly transaction between market participants at the measurement date. The fair value measurement is based on the presumption that the transaction to sell the asset or transfer the liability takes place either:

- the principal market for the asset or liability, or
- In the absence of a principal market, in the most advantageous market for the asset or liability.

The principal or the most advantageous market must be accessible by the Company.

The fair value of an asset or a liability is measured using the assumptions that market participants would use when pricing the asset or liability, assuming that market participants act in their best economic interest.

The Company uses valuation techniques that are appropriate in the circumstances and for which sufficient data are available to measure fair value, maximizing the use of relevant observable inputs and minimizing the use of unobservable inputs.

All assets and liabilities for which fair value is measured or disclosed in the financial statements are categorized within the fair value hierarchy, described as follows, which gives highest priority to quoted prices in active markets and the lowest priority to unobservable inputs.

Level 1 — Quoted (unadjusted) market prices in active markets for identical assets or liabilities.

Level 2 — Valuation techniques for inputs other than quoted prices included within Level 1 that are observable for the asset or Liability either directly or indirectly.

Level 3 — Valuation techniques for inputs that are unobservable for the asset or liability.

For the purpose of fair value disclosures, the Company has determined classes of assets and liabilities on the basis of the nature, characteristics and risks of the asset or liability and the level of the fair value hierarchy as explained above.

2.19. Impairment of Financial Assets

The Company recognizes loss allowances using the Expected Credit Loss (ECL) model for the financial assets which are not measured at fair value through profit or loss. Loss allowance for trade receivables with no significant financing component is measured at an amount equal to lifetime ECL. For all other financial assets, expected credit losses are measured at an amount equal to the 12-month ECL, unless there has been a significant increase in credit risk from initial recognition in which case those are measured at lifetime ECL. The amount of expected credit losses (or reversal) that is required to adjust the loss allowance at the reporting date to the amount that is required to be recognised as an impairment gain or loss in the statement of profit and loss.

ECL is the difference between all contractual cash flows that are due to the Company in accordance with the contract and all the cash flows that the entity expects to receive, discounted at the effective interest rate.

ECL are measured taking into account the time value of money and other reasonable information available as a result of past events, current conditions and forecasts of future economic conditions.

For Trade receivables, the Company uses a

NOTES TO THE STANDALONE FINANCIAL STATEMENTS

provision matrix to measure lifetime ECL on its portion of trade receivables. The provision matrix is prepared based on historically observed default rates over the expected life of trade receivables and is adjusted for forward looking estimates.

2.20. Earnings per share

Basic earnings per share is computed by dividing the profit or loss attributable to equity shareholders of the Company by the weighted average number of equity shares outstanding during the period.

Diluted earnings per share is computed by dividing the profit after tax by the weighted average number of equity shares considered for deriving the basic earnings per share and the weighted average number of equity shares that could have been issued upon conversion of all dilutive potential equity shares.

2.21. Operating Segments

Operating segments are identified and reported taking into account the different risks and returns, the organization structure and the internal reporting systems. The Company operates in one reportable business segments i.e. "Chemicals".

2.22. Cash Flow Statement

Cash flows are reported using the indirect method, whereby profit before tax is adjusted for the effects of transactions of a non-cash nature, any deferrals or accruals of past or future operating cash receipts or payments and item of income or expenses associated with investing or financing cash flows. The cash flows are segregated into operating, investing and financing activities.

2.23. Current/non-current classification

The Company presents assets and liabilities in the balance sheet based on current/ non-current classification. An asset is treated as current if it satisfies any of the following conditions:

- Expected to be realised or intended to be sold or consumed in normal operating cycle
- Held primarily for the purpose of trading
- Expected to be realised within twelve months after the reporting period
- Cash or cash equivalent unless restricted from being exchanged or used to settle a liability for at least twelve months after the reporting period

All other assets are classified as non-current.

A liability is current if it satisfies any of the following conditions:

- Expected to be settled in normal operating cycle
- Held primarily for the purpose of trading
- is due to be settled within twelve months after the reporting period
- There is no unconditional right to defer the settlement of the liability for at least twelve months after the reporting period

The company classifies all other liabilities as non-current.

The operating cycle is the time between the acquisition of assets for processing and their realisation in cash and cash Equivalents. The Company has identified twelve months as its operating cycle.

2.24. Non-Current Assets held for Sale

Non-current assets or disposal groups are classified as held for sale if their carrying amounts will be recovered principally through a sale transaction rather than through continuing use. This condition is regarded as met only when the sale is highly probable and the asset or disposal group is available for immediate sale in its present condition subject only to terms that are usual and customary for sales of such assets. Management must be committed to the sale, which should be expected to qualify for recognition as a completed sale within one year from the date of classification as held for sale, and actions required to complete the plan of sale should indicate that it is unlikely that significant changes to the plan will be made or that the plan will be withdrawn.

Non-current assets or disposal groups classified as held for sale are measured at the lower of carrying amount and fair value less costs to sell.

Property, plant and equipment and intangible assets are not depreciated or amortized once classified as held for sale.

The Company classifies Non-Current Assets as held for sale if their carrying amounts will be recovered principally through a sale rather than through continuing use of the assets and actions required to complete such sale indicate that it is unlikely that significant changes to the plan to sell will be made or that the decision to sell will be withdrawn. Also, such assets are classified as held for sale only if the management expects to complete the sale within one year from the date of classification.

Non-current assets or disposal groups classified as held for sale are measured at the lower of carrying amount and fair value less costs to sell.

NOTES TO THE STANDALONE FINANCIAL STATEMENTS

2.25. Government Grant

Government grants are recognised when there is reasonable assurance that the grant will be received, and the company will comply with conditions attached to the grant.

Government grants relating to income are recognised in profit or loss on a systematic basis over the periods in which the Company recognises as expenses, the related costs for which the grants are intended to compensate. Grant relating to assets are netted off against the acquisition cost of the asset.

2.26. Critical accounting judgements, assumptions and Key sources of estimation uncertainty:

The preparation of the Company's financial statements requires management to make judgements, estimates and assumptions that affect the reported amounts of revenues, expenses, assets and liabilities, and the accompanying disclosures, and the disclosure of contingent liabilities at the date of the financial statements. Estimates and assumptions are continuously evaluated and are based on management's experience and other factors, including expectations of future events that are believed to be reasonable under the circumstances. Uncertainty about these assumptions and estimates could result in outcomes that require a material adjustment to the carrying amount of assets or liabilities affected in future periods.

Key source of judgments, assumptions and estimates in the preparation of the Financial Statements which may cause a material adjustment to the carrying amounts of assets and liabilities within the next financial year, are in respect of useful lives of Property, Plant and Equipment, impairment, employee benefit obligations, provisions, provision for income tax, measurement of deferred tax assets and contingent assets & liabilities., Stores & Spares Written off.

2.26.a. Critical judgments in applying accounting policies

The following are the critical judgements, apart from those involving estimations (Refer note 2.25.b), that the Management have made in the process of applying the Company's accounting policies and that have the significant effect on the amounts recognized in the Financial Statements.

2.26.a.1. Determining whether an arrangement contain leases and classification of leases

Ind AS 116 requires lessees to determine the lease term as the non-cancellable period of a lease adjusted with any option to extend or terminate

the lease, if the use of such option is reasonably certain. The company makes an assessment on the expected lease term on a lease-by-lease basis and thereby assesses whether it is reasonably certain that any options to extend or terminate the contract will be exercised. In evaluating the lease term, the Company considers factors such as any significant leasehold improvements undertaken over the lease term, costs relating to the termination of the lease and the importance of the underlying asset to operations taking into account the location of the underlying asset and the availability of suitable alternatives. The lease term in future periods is reassessed to ensure that the lease term reflects the current economic circumstances.

2.26.b. Key sources of estimates and assumptions

Information about estimates and assumptions that have the significant effect on recognition and measurement of assets, liabilities, income and expenses is provided below. Actual results may differ from these estimates.

2.26.b.1. Defined benefit obligation (DBO)

The cost of the defined benefit gratuity plan and the present value of the gratuity obligation are determined using actuarial valuations being carried out at reporting date. An actuarial valuation involves making various assumptions that may differ from actual developments in the future. These include the determination of the discount rate, Salary escalation rate, expected rate of return on asset and mortality rates. Due to the complexities involved in the valuation and its long-term nature, a defined benefit obligation is highly sensitive to changes in these assumptions. All assumptions are reviewed at each reporting date.

The parameter most subject to change is the discount rate. In determining the appropriate discount rate, the management considers the interest rates of government bonds in currencies consistent with the currencies of the post-employment benefit obligation. The mortality rate is based on publicly available mortality tables for the specific countries. Those mortality tables tend to change only at interval in response to demographic changes. Future salary increases and gratuity increases are based on expected future inflation rates for the respective countries.

2.26.b.2. Contingent Liabilities and Assets

Contingent liabilities may arise from the ordinary course of business in relation to claims against the Company, including legal, contractor, land access and other claims. By their nature, contingencies will

NOTES TO THE STANDALONE FINANCIAL STATEMENTS

be resolved only when one or more uncertain future events occur or fail to occur. The assessment of the existence, and potential quantum, of contingencies inherently involves the exercise of significant judgment and the use of estimates regarding the outcome of future events.

2.26.b.3. Allowance for impairment of trade receivables

The expected credit loss is mainly based on the ageing of the receivable balances and historical experience. The receivables are assessed on an individual basis assessed for impairment collectively, depending on their significance. Moreover, trade receivables are written off on a case-to-case basis if deemed not to be collectible on the assessment of the underlying facts and circumstances.

2.26.b.4. Impairment of non-financial assets

Evaluation for impairment requires use of judgment, estimates and assumptions.

The evaluation of applicability of indicators of impairment of assets requires assessment of external factors (significant decline in asset's value, significant changes in the technological, market, economic or legal environment, market interest rates etc.) and internal factors (obsolescence or physical damage of an asset, poor economic performance of the asset etc.) which could result in significant change in recoverable amount of the Property, Plant and Equipment.

The Company assesses at each reporting date whether there is an indication that an asset may be impaired. If any indication exists, or when annual impairment testing for an asset is required, the Company estimates the asset's recoverable amount. An asset's recoverable amount is the higher of an asset's or CGU's fair value less costs of disposal and its value in use. It is determined for an individual asset, unless the asset does not generate cash inflows that are largely independent of those from other assets or groups of assets. Where the carrying amount of an asset or CGU exceeds its recoverable amount, the asset is considered impaired and is written down to its recoverable amount.

In assessing value in use, the estimated future cash flows are discounted to their present value using a pre-tax discount rate that reflects current market assessments of the time value of money and the risks specific to the asset. In determining fair value less costs of disposal, recent market transactions are taken into account. If no such transactions can be identified, an appropriate valuation model is used. These calculations are corroborated by valuation multiples, quoted share prices for publicly

traded subsidiaries or other available fair value indicators.

2.26.b.5. Income taxes:

Significant judgements are involved in determining the provision for income taxes, including amount expected to be paid / recovered for uncertain tax positions.

2.26.b.6. Recognition of Deferred tax assets:

Deferred Tax Assets (DTA) are recognized for the unused tax losses/ credits to the extent that it is probable that taxable profit will be available against which the losses will be utilized. Management judgement is required to determine the amount of deferred tax assets that can be recognized, based upon the likely timing and the level of future taxable profits together with future tax planning strategies.

2.26.b.7. Useful lives and residual value of property, plant and equipment:

The Company reviews the useful life and residual value of property, plant and equipment at the end of each reporting period. This reassessment may result in change in depreciation expense in future periods.

2.26.b.8. Dismantling cost of property, plant and equipment:

The company estimates assets retirement obligation on estimate basis for property, plant and equipment. Estimation is done by the management considering size of the asset and its useful life in line with industry practices.

2.26.b.9. Stores and spares inventories:

The Company's manufacturing process is continuous and highly mechanic with wide range of different types of plant and machineries. The Company keeps stores and spares as standby to continue the operations without any disruption. Considering wide range of stores and spares and long lead time for procurement of it and based on criticality of spares, the Company believes that net realizable value would be more than cost.

2.26.b.10. Fair value of investments:

The Company has invested in the equity instruments of various companies. The valuation exercise of unquoted equity instruments carried out by the Company with the help of an independent valuer, etc. has estimated fair value at each reporting period based on available historical annual reports and other information in the public domain.

NOTES TO THE STANDALONE FINANCIAL STATEMENTS

3 PROPERTY, PLANT AND EQUIPMENT AND CAPITAL WORK IN PROGRESS

[Rs. in Lakhs]

Particulars	As at 31.03.2023	As at 31.03.2022
Carrying Amounts of :		
Land Freehold	102.75	102.75
Buildings	31,262.66	24,317.42
Plant and equipment	377,139.95	234,223.00
Plant and equipment under Finance Lease	357.00	370.54
Computer Equipments	471.15	529.15
Furniture and Fixture	5,709.84	626.94
Vehicles	49.88	56.99
	415,093.23	260,226.79
Right of use asset	9,526.26	9,493.11
	9,526.26	9,493.11
	424,619.49	269,719.90
Capital Work-In-Progress	54,396.98	178,735.04
	54,396.98	178,735.04
Total	479,016.47	448,454.94

[Rs. in Lakhs]

Fixed Assets	Land Freehold	Right of Use Assets (Ref. Note No.3.1)	Buildings	Plant & Equipment	Plant & Equipment Under Lease	Computer Equip- ments	Furniture & Fixture	Vehicles	Recoating/ Remem- bering	Total
Gross carrying amount										
As at April 1, 2021	102.75	8,665.02	20,650.47	300,428.59	462.41	1,314.06	1,057.25	207.41	7,059.01	339,946.97
Additions	-	1,731.35	9,907.64	19,408.00	-	90.65	46.59	9.13	-	31,193.36
Adjustment	-	-	(1,096.10)	948.98	-	-	147.12	-	-	-
Deductions	-	-	-	(482.53)	(0.40)	(86.35)	(1.06)	-	-	(570.34)
Effect of foreign Exchange difference*	-	-	-	199.23	-	-	-	-	-	199.23
As at March 31, 2022	102.75	10,396.37	29,462.01	320,502.27	462.01	1,318.36	1,249.90	216.54	7,059.01	370,769.22
Additions	-	311.69	8,441.65	167,010.03	-	125.99	5,487.81	-	-	181,377.17
Adjustment	-	-	-	-	-	-	-	-	-	-
Deductions	-	-	-	(23.93)	(0.47)	(46.77)	-	(5.13)	-	(76.30)
Effect of foreign Exchange difference*	-	-	-	1,057.82	-	-	-	-	-	1,057.82
As at March 31, 2023	102.75	10,708.06	37,903.66	488,546.19	461.54	1,397.58	6,737.71	211.41	7,059.01	553,127.91

NOTES TO THE STANDALONE FINANCIAL STATEMENTS

3 PROPERTY, PLANT AND EQUIPMENT AND CAPITAL WORK IN PROGRESS (Contd.)

[Rs. in Lakhs]

Fixed Assets	Land Freehold	Right of Use Assets (Ref. Note No.3.1)	Buildings	Plant & Equipment	Plant & Equipment Under Lease	Computer Equipments	Furniture & Fixture	Vehicles	Recoating/ Remembraning	Total
Depreciation, Amortisation & Impairment										
As at April 1, 2021	-	633.08	3,839.40	69,589.51	78.40	692.75	498.93	145.67	6,316.33	81,794.07
Depreciation for the year	-	270.18	1,372.83	17,450.51	13.07	174.81	115.83	13.88	263.04	19,674.15
Adjustment	-	-	(67.64)	58.70	-	-	8.94	-	-	0.00
Deductions	-	-	-	(339.81)	-	(78.35)	(0.74)	-	-	(418.90)
Effect of foreign exchange difference	-	-	-	-	-	-	-	-	-	-
As at March 31, 2022	-	903.26	5,144.59	86,758.91	91.47	789.21	622.96	159.55	6,579.37	101,049.32
Depreciation for the year	-	278.54	1,617.94	24,745.12	13.07	175.79	404.91	6.37	263.04	27,504.78
Adjustment	-	-	(121.53)	121.53	-	-	-	-	1.66	1.66
Deductions	-	-	-	(4.38)	-	(38.57)	-	(4.39)	-	(47.34)
As at March 31, 2023	-	1,181.80	6,641.00	111,621.18	104.54	926.43	1,027.87	161.53	6,844.07	128,508.42
Net Carrying amount										
As at March 31, 2023	102.75	9,526.26	31,262.66	376,925.01	357.00	471.15	5,709.84	49.88	214.94	424,619.49
As at March 31, 2022	102.75	9,493.11	24,317.42	233,743.36	370.54	529.15	626.94	56.99	479.64	269,719.90

* Comprise of exchange difference arising from foreign currency borrowing to the extent regarded as an adjustment to interest cost.

AGEING AND COMPLETION SCHEDULE OF CAPITAL WORK IN PROGRESS

Ageing Schedule

[Rs. in Lakhs]

CWIP	F. Y. 2022-23					F. Y. 2021-22				
	Amount of CWIP for a period of					Amount of CWIP for a period of				
	Less than 1 year	1-2 years	2-3 years	More than 3 years	Total	Less than 1 year	1-2 years	2-3 years	More than 3 years	Total
(i) Project in Progress	27,036.63	14,398.45	7,361.54	5,572.73	54,369.35	82,140.61	66,497.80	20,327.69	9,701.30	178,667.40
(ii) Projects temporarily suspended	-	-	27.63	-	27.63	-	37.52	23.79	6.33	67.64
Total	27,036.63	14,398.45	7,389.17	5,572.73	54,396.98	82,140.61	66,535.32	20,351.48	9,707.63	178,735.04

NOTES TO THE STANDALONE FINANCIAL STATEMENTS

Completion Schedule

(whose completion is overdue or has exceeded its cost compared to its original plan)

[Rs. in Lakhs]

CWIP	F. Y. 2022-23				F. Y. 2021-22			
	To be Completed in				To be Completed in			
	Less than 1 year	1-2 years	2-3 years	More than 3 years	Less than 1 year	1-2 years	2-3 years	More than 3 years
Projects in Progress								
(i) CSL-18, Vadodara	-	-	-	-	1,440.61	-	-	-
(ii) Caustic Soda Expansion	-	-	-	-	39,171.90	-	-	-
(iii) 33870 TPA Phosphoric Acid Plant, Dahej	45,036.25	-	-	-	27,703.60	-	-	-
(iv) 10000 TPA Hydrazine Hydrate Plant At Dahej	-	-	-	-	30,390.84	-	-	-
(v) 105,000 TPA Chloromethanes Project, Dahej	-	-	-	-	74,408.75	-	-	-
(vi) Chloro Toluene Plant	242.18	-	-	-	-	-	-	-
(vii) Others	9,090.92	-	-	-	5,551.70	-	-	-
Sub Total	54,369.35	-	-	-	178,667.40	-	-	-
Projects temporarily suspended								
(i) Chloro Toluene Plant	-	-	-	-	40.01	-	-	-
(ii) 65 MW Coal Power-D29	27.63	-	-	-	27.63	-	-	-
Sub Total	27.63	-	-	-	67.64	-	-	-
Total	54,396.98	-	-	-	178,735.04	-	-	-

Note :-

- Phosphoric Acid project was earlier scheduled to be completed during the FY 2021-22 but due to COVID adverse impact, the completion is delayed and as on 31.03.2023 it is expected to be completed by 30.06.2023 i.e. within less than 1 year.
- In the previous financial year this project was under hold as tolling agents had agreed to run their plant. But considering various aspects and consultation it is decided to restart this project at D-II/9v facility. For this necessary Board Approval is taken in the meeting held on 24th May, 2022.

Projects Temporarily Suspended :

- 65 MW Coal Based Power Plant This has been put under hold because of EPC Contract Finalization is pending in view of higher cost of Coal Based Power Plant.

3.1 Right of Use Assets amortised during Financial Year 2022-23 of Rs. 278.54 lakhs (Ref. Note 2.6).

3.2 Borrowing Cost capitalised during the year Rs. 1,010.23 Lakhs (Previous Year: Rs. 715.14 Lakhs) for acquisition of Long Term Assets.

NOTES TO THE STANDALONE FINANCIAL STATEMENTS

4 OTHER INTANGIBLE ASSETS AND INTANGIBLE ASSETS UNDER DEVELOPMENT

[Rs. in Lakhs]

Particulars	As at 31.03.2023	As at 31.03.2022
Carrying Amounts of:		
Computer Software	340.83	444.85
	340.83	444.85

Other Intangible Assets	Computer Software
Cost	
As at April 1, 2021	864.29
Additions	16.21
As at March 31, 2022	880.50
Additions	-
As at March 31, 2023	880.50
Accumulated amortisation and impairment	
As at April 1, 2021	331.41
Amortisation expense	104.24
As at March 31, 2022	435.65
Amortisation expense	104.02
As at March 31, 2023	539.67
Net Block	
As at March 31, 2023	340.83
As at March 31, 2022	444.85

NOTES TO THE STANDALONE FINANCIAL STATEMENTS

5 INVESTMENT IN JOINT VENTURE

[Rs. in Lakhs]

Particulars	Nos.	Face Value Rs.	As at 31.03.2023	Nos.	As at 31.03.2022
Unquoted Investments (all fully paid) :					
Investment in fully paid Equity Shares of GACL-NALCO Alkalies & Chemicals Pvt. Ltd.	414,000,000	10	41,400.00	414,000,000	41,400.00
GRAND TOTAL			41,400.00		41,400.00

Details and financial information of joint venture

Name of Joint Venture	Principal activity	Place of incorporation and principal place of business	Proportion of ownership interest and voting rights held by the Company	
			As at 31.03.2023	As at 31.03.2022
GACL-NALCO Alkalies & Chemicals Pvt. Ltd.	Manufacture and Sale of Chlor-Alkali Products	India	60%	60%

For Method of Accounting Refer Note- 2.16.a.5



NOTES TO THE STANDALONE FINANCIAL STATEMENTS

6 OTHER INVESTMENTS

[Rs. in Lakhs]

Particulars	Face Value Rs.	As at 31.03.2023		As at 31.03.2022	
		Quantity	Amount	Quantity	Amount
Non - Current :					
1 Investment in Equity Instruments (Quoted) - FVTOCI :					
a Gujarat Industries Power Company Limited	10	2,30,88,980	17,524.54	2,30,88,980	16,958.86
b Gujarat State Fertilizers and Chemicals Limited	2	75,00,000	8,925.00	75,00,000	12,153.75
c Gujarat Lease Financing Limited	10	2,50,000	6.25	2,50,000	7.62
d Gujarat Gas Limited	2	21,315,785	97,967.35	21,315,785	107,271.69
Total - 1 (Quoted)			124,423.14		136,391.92
2 Investment in Equity Instruments (Unquoted)-FVTOCI :					
a Gujarat Data Electronics Limited	10	40,000	4.00	40,000	4.00
Less :- Provision for Diminution in the value of Investment			(4.00)		(4.00)
			-		-
b Gujarat Venture Finance Limited	10	1,80,000	441.00	1,80,000	496.80
c Gujarat Guardian Limited	10	74,25,000	11,063.25	74,25,000	7,870.50
d Gujarat State Petroleum Corporation Limited	1	2,15,43,200	3,272.41	2,15,43,200	2,408.53
e Gujarat Chemical Port Limited (Formerly Gujarat Chemical Port Terminal Limited)	1	6,13,90,000	17,189.20	6,13,90,000	20,258.70
f Vadodara Enviro Channel Limited	10	7,151	334.74	7,151	344.68
g Gujarat State Electricity Corporation Limited (Refer Note No. 6.1)	10	-	-	1	0.00
h Vadodara Jal Sanchay Private Limited	10	3,00,000	30.00	3,00,000	30.00
Total - 2 (Unquoted)			32,330.60		31,409.21
GRAND TOTAL			156,753.74		167,801.13
Current :					
(A) Investment in Equity Instruments (Quoted) - FVTPL :					
1 IDBI Bank Ltd.	10	3,18,800	143.46	3,18,800	136.45
Total - A			143.46		136.45
(B) Investment in Government Securities (Unquoted) :					
Investment In Govt. Securities (FVTPL) Six Year National Saving Certificate (Pledged for renewal licence)- amortised cost			1,059.80		1,059.80
			0.20		0.20
Total - B			1,060.00		1,060.00
(C) Investment in Pvt. Bond Securities (Unquoted) - FVTPL					
			840.82		1,064.53
(D) Investment in Mutual Fund Securities (Unquoted) - FVTPL					
			21.29		12.32
GRAND TOTAL			2,065.57		2,273.30
Aggregate Carrying Value of current quoted investments			143.46		136.45
Aggregate Carrying Value of non-current quoted investments			124,423.14		136,391.92
Total Aggregate Carrying Value of quoted investments			124,566.60		136,528.37
Aggregate Market Value of current quoted investments			143.46		136.45
Aggregate Market Value of non-current quoted investments			124,423.14		136,391.92
Total Aggregate Market Value of quoted investments			124,566.60		136,528.37
Aggregate Carrying Value of current unquoted investments			1,921.91		2,136.65
Aggregate Carrying Value of non-current unquoted investments			32,330.60		31,409.21
Total Aggregate Carrying Value of unquoted investments			34,252.51		33,545.86
Aggregate amount of impairment in value of Investments			4.00		4.00
Category-wise other Investments - as per Ind AS 109 classification :-					
Financial assets carried at fair value through profit or loss (FVTPL)			2,065.37		2,273.10
Financial assets carried at amortised cost (Govt. Securities)			0.20		0.20
Financial assets measured at fair value through other comprehensive income (FVTOCI) (Equity Instruments)			156,753.74		167,801.13

NOTES TO THE STANDALONE FINANCIAL STATEMENTS

- 6.1 The Company had invested an amount of Rs.7,122.00 Lakhs in equity shares of Bhavnagar Energy Company Limited (BECL). The Gujarat Government vide notification dated 27th August, 2018 in terms of Gujarat Electricity Industry (Reorganisation and Regulation) Act, 2003, formulated the Gujarat Electricity Reform (Transfer of Generation Undertakings) Scheme, 2018 (the scheme), whereby BECL merged with effect from 1st April, 2018 into Gujarat State Electricity Corporation Ltd. (GSECL). In terms of the said notification, the Company received one equity share of Rs. 10/- of Gujarat State Electricity Corporation Ltd. for its investment in BECL. Accordingly, during 2018-19, the Company has impaired its investment in BECL by debit to Other Comprehensive Income. During the year, the company has transferred 1 share of Gujarat State Electricity Corporation limited to Gujarat Urja Vikas Nigam Limited and received consideration of Rs. 37/-. Consequently on transfer of shares, the company has reclassified impairment loss on Investment from Other Comprehensive Income to Retained earnings.

7 LOANS

[Rs. in Lakhs]

Particulars	As at 31.03.2023	As at 31.03.2022
LOANS RECEIVABLE :		
Non-Current :		
Unsecured - Considered Good :		
Loans to Employees	41.01	58.18
Loans to Officers	7.94	12.69
Total :	48.95	70.87
Current :		
Unsecured - Considered Good :		
Inter Corporate Deposit with Gujarat State Financial Services Ltd. (Related party - Refer Note-38)	5,000.00	5,000.00
Loans to Employees	57.19	117.51
Loans to Officers	4.75	4.30
Total :	5,061.94	5,121.81

Loans or advances to specified person :

- (a) repayable on demand; or
(b) without specifying any terms or period of repayment

[Rs. in Lakhs]

Type of Borrower	As at 31.03.2023		As at 31.03.2022	
	Amount of Loan or Advance in Nature of loan Outstanding (Rs.)	Percentage to the total Loans and Advances in the Nature of Loans	Amount of Loan or Advance in Nature of loan Outstanding (Rs.)	Percentage to the total Loans and Advances in the Nature of Loans
Related Parties	-	-	5,000.00	96.29

**NOTES TO THE STANDALONE FINANCIAL STATEMENTS****8 OTHER FINANCIAL ASSETS**

[Rs. in Lakhs]

Particulars	As at 31.03.2023	As at 31.03.2022
Non - Current :		
Unsecured - Considered Good :		
Security Deposits	2,293.71	2,468.93
Total :	2,293.71	2,468.93
Current :		
Unsecured - Considered Good :		
Security Deposits	313.25	347.24
Amount receivable for Wind Farm Credit	691.29	824.29
Receivable from GACL-NALCO Alkalies and Chemicals Pvt. Ltd. (Related party - Refer Note - 38)	2,841.66	-
Interest receivable	397.25	388.30
Others	282.53	-
Total :	4,525.98	1,559.83

9 NON-CURRENT TAX ASSETS (NET)

[Rs. in Lakhs]

Particulars	As at 31.03.2023	As at 31.03.2022
Tax Assets (Net)	18,819.97	17,164.13
Total:	18,819.97	17,164.13

CURRENT TAX LIABILITIES (NET)

[Rs. in Lakhs]

Particulars	As at 31.03.2023	As at 31.03.2022
Tax Liabilities (Net)	1,002.52	2,068.44
Total:	1,002.52	2,068.44

10 OTHER ASSETS

[Rs. in Lakhs]

Particulars	As at 31.03.2023	As at 31.03.2022
Non - Current :		
Unsecured - Considered Good :		
Capital Advances (Refer Note No. 10.1)	9,412.88	9,746.84
Balance with Govt. Department (Refer Note No. 10.2 & 10.3)	1,473.06	1,257.55
Prepaid Expenses	35.76	16.65
Other Loans and Advances	27.77	27.77
Total :	10,949.47	11,048.81
Current :		
Unsecured - Considered Good :		
Prepaid Current Employee Benefits (Gratuity) (Ref. Note No. 36)	905.23	-
Advance to suppliers	4,450.33	4,171.37
Export Incentive Receivable	99.48	84.81
Prepaid Expenses	103.87	69.54
Indirect Taxes Receivable	921.83	561.49
Other Loans and Advances	21.51	21.51
Total :	6,502.25	4,908.72

NOTES TO THE STANDALONE FINANCIAL STATEMENTS

- 10.1 Capital Advances includes advance payment made for leasehold lands allotted pending execution of lease deeds :
 (i) Rs. 923.08 lakhs (FY 2021-22 Rs. 923.08 lakhs) towards plot No. B-37 to B-44 at village Atali admeasuring 50,714.48 sq. mtrs.
- 10.2 In the Financial Year 2012-13, the Company received a demand of Rs. 1,719.66 lakhs from the revenue authorities for excise duty, interest and penalty thereon. The same has been shown as provision for other liabilities under Non-Current Provisions (Note no. 19). The Company has contested the demand and has paid under protest Rs.924.23 lakhs and Rs.333.32 lakhs (Total Rs.1,257.55 lakhs) during 2012-13 and 2013-14 respectively. As the matter is pending with Honourable High Court, the amount paid has been shown under Balance with Govt. Department under Other Non-Current Assets.
- 10.3 Other than mentioned in Note No. 10.2 above, Balance with Govt. Departement includes amount paid under protest relating to matters pending with respect to Sales Tax & Service Tax.

11 INVENTORIES

[At lower of Cost and Net Realisable Value]

[Rs. in Lakhs]

Particulars	As at 31.03.2023	As at 31.03.2022
(a) Raw Materials and Components	12,294.57	7,848.14
Goods-in-Transit	12,789.69	8,992.84
	25,084.26	16,840.98
(b) Work-in-Progress	2,674.53	2,526.51
(c) Finished Goods	4,077.23	3,063.59
Goods-in-Transit	711.26	180.21
	4,788.49	3,243.80
(d) Stores and Spares	13,025.45	12,221.98
Goods-in-Transit	47.55	8.54
	13,073.00	12,230.52
(e) Others :		
Packing Materials	411.10	409.63
Building Materials	20.18	19.55
Others	20.95	42.70
	452.23	471.88
Total :	46,072.51	35,313.69

12 TRADE RECEIVABLES

[Rs. in Lakhs]

Particulars	As at 31.03.2023	As at 31.03.2022
Current :		
(a) Secured, considered good (Refer Note No. 37.7)	2,182.90	5,275.36
(b) Unsecured, Considered good	28,039.43	27,083.87
(c) Which have significant increase in Credit Risk	-	-
(d) Credit Impaired (Refer Note No. 12.2)	1,610.42	1,322.42
	31,832.75	33,681.65
Less : Allowance for expected credit losses	3,376.44	3,417.46
Total :	28,456.31	30,264.19

NOTES TO THE STANDALONE FINANCIAL STATEMENTS

12 TRADE RECEIVABLES (Contd.)

12.1 Refer Note No. 38 for related party receivable.

12.2 Trade Receivables include overdue outstanding from various parties aggregating to Rs. 1,610.42 lakhs, (Previous Year Rs.1,322.42 lakhs), for which the Company has taken legal steps for recovery of the outstanding dues and the management is hopeful of the recovery. However, cumulative provision of Rs. 1,610.42 lakhs (Previous Year Rs.1,322.42 lakhs) exists for such doubtful debts as on 31.03.2023.

The average credit period on sale of goods is 23 days. However, no interest is charged on Trade Receivables for delay in payment beyond 31 days from the date of the Invoice.

The credit limits for customers are set based on security deposits and bank guarantees. Limits attributed to customers are reviewed periodically.

The Company has used a practical expedient by computing the expected credit loss allowance for Trade Receivables based on a provision matrix. The provision matrix takes into account historical credit loss experience and adjusted for forward looking information. The expected credit loss allowance is based on the ageing of the days the receivables are due and the rates are given in the provision matrix. The provision matrix at the end of the Reporting Period is as follows. :

Ageing :	Expected Credit Loss
Particulars	As at 31.03.2023
Within the Credit Period	1.00%
1-60 days past due	11.03%
61-180 days past due	28.48%
181-2 years past due	38.01%
2-5 years past due	88.00%
Above 5 years past due	100.00%

Age of Receivables :	[Rs. in Lakhs]	
Particulars	As at 31.03.2023	As at 31.03.2022
Within the Credit Period	25,286.51	27,918.89
1-60 days past due	3,073.71	2,142.00
61-180 days past due	448.59	335.99
181-2 years past due	431.72	1,214.15
2-5 years past due	829.22	644.47
Above 5 years past due	1,763.00	1,426.15
Total :	31,832.75	33,681.65

Movement in Expected Credit Loss Allowance :	[Rs. in Lakhs]	
Particulars	As at 31.03.2023	As at 31.03.2022
Balance at beginning of the year	3,417.46	3,385.53
Movement in Expected Credit Loss Allowance on trade receivables calculated at lifetime expected credit losses	(41.02)	31.93
Balance at end of the year	3,376.44	3,417.46

The Concentration of Credit Risk is limited due to the fact that the customer base is large and unrelated.

NOTES TO THE STANDALONE FINANCIAL STATEMENTS

12 TRADE RECEIVABLES (Contd.)

At March 31, 2023 and March 31, 2022, the major customers (top five) accounted for the following amounts of the Company's Trade Receivables :

[Rs. in Lakhs]

Sr. No.	Dealer Name	Balance as at 31.03.2023		Balance as at 31.03.2022	
		Amount (Rs.)	% to Total Debtors	Amount (Rs.)	% to Total Debtors
1	Dealer-A	6,367.56	20.00	7,320.00	21.73
2	Dealer-B	227.92	0.72	877.00	2.60
3	Dealer-C	108.13	0.34	215.00	0.64
4	Dealer-D	3,956.15	12.43	138.00	0.41
5	Dealer-E	36.66	0.12	337.00	1.00
	Total (1 TO 5)	10,696.42	33.61	8,887.00	26.38
	Total Trade Receivable-GACL	31,832.75	100.00	33,681.65	100.00

AGEING SCHEDULE OF TRADE RECEIVABLES FOR THE F. Y. 2022-23

Particulars	Outstanding for following periods from due date of payment						Total
	Not Due	Less than 6 months	6 months- 1 year	1-2 years	2-3 years	More than 3 years	
(i) Undisputed Trade receivables – Considered good	25,286.51	3,522.30	197.23	234.49	334.67	647.13	30,222.33
(ii) Disputed Trade Receivables – Credit Impaired	-	-	-	-	-	1,610.42	1,610.42
Less : Expected Credit Loss allowance							3,376.44
As at 31st March, 2023							28,456.31

AGEING SCHEDULE OF TRADE RECEIVABLES FOR THE F. Y. 2021-22

Particulars	Outstanding for following periods from due date of payment						Total
	Not Due	Less than 6 months	6 months- 1 year	1-2 years	2-3 years	More than 3 years	
(i) Undisputed Trade receivables – Considered good	27,918.89	2,477.99	373.49	840.66	370.81	377.39	32,359.23
(ii) Disputed Trade Receivables – Credit Impaired	-	-	-	-	-	1,322.42	1,322.42
Less : Expected Credit Loss allowance							3,417.46
As at 31st March, 2022							30,264.19

13 CASH AND CASH EQUIVALENTS

[Rs. in Lakhs]

Particulars	As at 31.03.2023	As at 31.03.2022
Cash and Cash Equivalents :		
Balances with Banks :		
Current Account (Refer Note No. 13.1)	6,050.20	4,767.67
Cash on hand	4.04	3.47
Others :		
Stamps on hand	0.14	0.14
Deposit with Gujarat State Financial Services Ltd.	39,500.00	25,000.00
Total :	45,554.38	29,771.28

13.1 Includes Rs. 127.59 lakhs netting of credit balance of one bank account in accordance with sweeping arrangements with banks.

NOTES TO THE STANDALONE FINANCIAL STATEMENTS

14 OTHER BALANCES WITH BANKS

[Rs. in Lakhs]

Particulars	As at 31.03.2023	As at 31.03.2022
Other Bank Balances consist of the following:		
Fixed Deposits with Banks	2,100.10	0.10
Unspent CSR Fund	430.61	-
Unpaid Dividend (Refer Note No. 14.1)	206.22	191.02
Total :	2,736.93	191.12

14.1 During the year, the Company has transferred Rs. 19.53 lakhs (Previous Year Rs.16.33 lakhs for FY 2013-14) to Investor Education & Protection Fund for FY 2014-15.

15 SHARE CAPITAL

[Rs. in Lakhs]

Particulars	As at 31.03.2023	As at 31.03.2022
Equity Share Capital		
(a) Authorised share capital :		
10,00,00,000 Equity Shares of Rs. 10/- each	10,000.00	10,000.00
50,00,000 Redeemable Cumulative Preference Shares of Rs.100/- each	5,000.00	5,000.00
	15,000.00	15,000.00
(b) Issued :		
7,34,39,875 Equity Shares of Rs.10/- each (As at March 31, 2022 :7,34,39,875)	7,343.99	7,343.99
(c) Subscribed & Fully Paid-up :		
7,34,36,928 Equity Shares of Rs.10/- each (As at March 31, 2022 : 7,34,36,928)	7,343.69	7,343.69
(d) Subscribed & Not Fully Paid-up (forefeited) :		
2,947 Equity Shares of Rs.10/- each (As at March 31, 2022 : 2,947)	0.15	0.15
Total	7,343.84	7,343.84

(i) Reconciliation of the number of equity shares :

Particulars	As at 31.03.2023		As at 31.03.2022	
	Number	(Rs. in Lakhs)	Number	(Rs. in Lakhs)
Shares outstanding at the beginning of the period	73,436,928	7,343.69	73,436,928	7,343.69
Shares outstanding at the end of the period	73,436,928	7,343.69	73,436,928	7,343.69

(ii) Rights, preferences and restrictions attached to equity shares :

The Company has one class of equity shares having a par value of Rs.10/- each. Each Shareholder is eligible for one vote per one share held. The dividend proposed by the Board of Directors is subject to the approval of the Shareholders in the ensuing Annual General Meeting, except in case of interim dividend. In the event of liquidation, the equity Shareholders are eligible to receive the remaining assets of the Company after distribution of all preferential amounts, in proportion to their shareholding.

NOTES TO THE STANDALONE FINANCIAL STATEMENTS

15 SHARE CAPITAL (Contd.)

(iii) Details of shares held by each shareholder holding more than 5% equity shares :

Sr. No.	Name of Shareholder	As at 31.03.2023		As at 31.03.2022	
		No. of shares held	% of shares held	No. of shares held	% of shares held
1	Lok Prakashan Ltd.	16,215,732	22.08	16,215,732	22.08
2	Gujarat State Investment Ltd.	15,329,373	20.87	15,329,373	20.87
3	Gujarat Industrial Investment Corporation Limited	7,119,028	9.69	7,119,028	9.69
4	Gujarat Mineral Development Corporation Ltd.	4,145,433	5.64	4,145,433	5.64

(iv) Details of Shares held by Promoters :

Sr. No.	Promoters Name	As at 31.03.2023		As at 31.03.2022		% Change during the year
		No. of shares	% of total shares	No. of shares	% of total shares	
1	Gujarat Industrial Investment Corporation Limited	7,119,028	9.69	7,119,028	9.69	-
2	Gujarat Mineral Development Corporation Ltd	4,145,433	5.64	4,145,433	5.64	-
3	Gujarat Narmada Valley Fertilizers And Chemicals Limited	1,759,996	2.40	1,759,996	2.40	-
4	Gujarat State Investments Limited	15,329,373	20.87	15,329,373	20.87	-
5	Gujarat Maritime Board	2,734,719	3.72	2,734,719	3.72	-
6	Gujarat Industrial Development Corporation	2,897,740	3.95	2,897,740	3.95	-
7	Governor Of Gujarat	21	-	21	-	-

(v) Dividend :

For current financial year 2022-23, The Company has proposed dividend of Rs. 23.55 per equity share (Previous year Rs. 10.00 per share declared). Proposed dividends on equity share are subject to approval at the Annual General Meeting and are not recognised as a liability as at Balance Sheet date.

16 OTHER EQUITY

[Rs. in Lakhs]

Particulars	As at 31.03.2023	As at 31.03.2022
a. General Reserve	230,217.62	230,217.62
b. Securities Premium	23,423.18	23,423.18
c. Capital Reserve	0.24	0.24
d. Reserve for equity instruments through other comprehensive income	129,229.40	132,079.97
e. Retained Earnings	240,831.89	197,380.42
Total :	623,702.33	583,101.43

a. General Reserve

The General Reserve is used from time to time to transfer profits from Retained Earnings for appropriation purpose. As General Reserve is created by a transfer from one component of Equity to another and is not an item of other comprehensive income, items included in the General Reserve will not be reclassified subsequently to profit or loss.

b. Securities Premium

Securities premium is used to record the premium received on issue of shares. It is utilised in accordance with the provisions of the Companies Act, 2013.

c. Reserve for equity instruments through other comprehensive income

The reserve represents the cumulative gains and losses arising on the revaluation of equity instruments measured at fair value through other comprehensive income.

NOTES TO THE STANDALONE FINANCIAL STATEMENTS

17 BORROWINGS

[Rs. in Lakhs]

Particulars	As at 31.03.2023	As at 31.03.2022
Non-Current :		
Secured - at amortised cost :		
Term Loans from Banks :		
External Commercial Borrowing from ICICI Bank (Refer Note No.17.1)	1,065.78	2,979.76
External Commercial Borrowing from State Bank of India (Refer Note No.17.2)	44,820.14	51,916.46
Total :	45,885.92	54,896.22

The terms of repayment of borrowings are stated below:

- 17.1 The Loan is secured by way of Hypothecation charge on plant and machinery of 14.7 MW Wind Farm Project at Dist. Porbandar, Gujarat, 915 nos. Cell Elements at Ranoli Dist. Vadodara, Gujarat and 440 nos. Cell Elements at Dahej, Dist. Bharuch, Gujarat. It has to be repaid in 15 equal half yearly instalments from 10.09.2017 and carries interest rate of LIBOR plus 1.64% p.a.
- 17.2 The loan is secured by way of Hypothecation charge on plant and machinery of Chloromethanes Plant at Plot No. D-II/9 P. O. Dahej, Tal. Vagra. Dist Bharuch, Gujarat. It has to repaid in 10 equal half yearly instalments from 17.09.2023 and carries interest rate of LIBOR plus 1.28% p.a.

[Rs. in Lakhs]

Particulars	As at 31.03.2023	As at 31.03.2022
Current :		
Secured		
Loans repayable on demand from Banks (Refer Note No. 17.3)	-	150.26
Current maturities of long term secured debts (Refer Note No. 17.4)	13,695.00	4,287.19
Total :	13,695.00	4,437.45

- 17.3 The Company has working capital facilities with various Banks carrying interest rate ranging from 8.25% p.a. to 8.85% p.a. These facilities are secured by first charge by hypothecation of stocks and book debts and second charge over the immovable assets of the Company.
- 17.4 Represents repayment falling due in next twelve months :
- Rs. 2,191.20 lakhs to ICICI Bank towards ECB loan secured against Hypothecation charge on plant and machinery of 14.70 MW Windmills phase-X located at Porbandar district, Gujarat, 915 nos. Cell Elements at Ranoli, Dist. Vadodara, Gujarat and 440 nos. Cell Elements at Dahej, Dist. Bharuch, Gujarat carrying interest rate of LIBOR plus 1.64% p.a.
 - Rs. 11,503.80 lakhs to State Bank of India towards ECB loan secured against Hypothecation charge on plant and machinery of Chloromethanes plant at Plot no D-II/9 P.O. Dahej Taluka Vagra Dist Bharuch, Gujarat carrying interest rate of LIBOR plus 1.28% p.a.

NOTES TO THE STANDALONE FINANCIAL STATEMENTS

18 LEASE LIABILITIES

[Rs. in Lakhs]

Particulars	As at 31.03.2023	As at 31.03.2022
Non - current :		
Lease Liabilities	66.29	67.24
Total :	66.29	67.24
Current :		
Lease Liabilities	6.04	6.11
Total :	6.04	6.11

19 PROVISIONS

[Rs. in Lakhs]

Particulars	As at 31.03.2023	As at 31.03.2022
Non - current :		
(A) Provision for Employees' Benefits		
(i) Gratuity (Ref. Note No. 36)	-	1,754.20
(ii) Compensated Absences (Ref. Note No. 36)	9,177.33	9,267.36
(iii) Long Service Award	127.47	92.33
(B) Provision for Other Liabilities (Ref. Note No. 19.1)	1,719.66	1,719.66
(C) Asset Retirement Obligations (Refer Note No. 19.2)	2,222.98	2,067.97
Total :	13,247.44	14,901.52
Current :		
(A) Provision for Employees' Benefits		
(i) Gratuity (Ref. Note No. 36)	-	300.22
(ii) Compensated Absences (Ref. Note No. 36)	1,426.78	1,384.59
(iii) Long Service Award	50.89	78.30
Total :	1,477.67	1,763.11

19.1 In the earlier Financial Year 2012-13, the Company received a demand of Rs. 1,719.66 lakhs from the revenue authorities for excise duty, interest and penalty thereon - Refer Note 10.2.

19.2 Movement of asset retirement obligation :

Particulars	2022-23	2021-22
Balance at the beginning of the year	2,067.97	1,930.66
Add : Unwinding of discount	155.01	137.31
Balance at the end of the year	2,222.98	2,067.97

NOTES TO THE STANDALONE FINANCIAL STATEMENTS

20 DEFERRED TAX LIABILITIES (NET)

[Rs. in Lakhs]

Particulars	As at 31.03.2023	As at 31.03.2022
Deferred Tax assets	(10,711.61)	(6,738.18)
Deferred Tax liabilities	87,079.79	71,176.58
Deferred Tax Liabilities (Net)	76,368.18	64,438.40

2022-2023:

[Rs. in Lakhs]

Deferred tax liabilities / (assets) in relation to:	Opening balance	Recognised in profit or loss	Recognised in other comprehensive income	Recognised directly in equity	Reclassified from equity to profit or loss	MAT Credit Set off / (Entitlement)	Adjustment	Closing Balance
Property, Plant and Equipment	57,076.32	16,978.03	-	-	-	-	-	74,054.35
Employee Benefits	(1,733.60)	-	186.26	-	-	-	-	(1,547.34)
Investments	14,100.26	-	(1,074.82)	-	-	-	-	13,025.44
Disallowances / Allowances	(5,004.58)	698.27	-	-	-	-	-	(4,306.31)
MAT Credit (Entitlement) / Utilisation	-	-	-	-	-	(4,857.96)	-	(4,857.96)
Total :	64,438.40	17,676.30	(888.56)	-	-	(4,857.96)	-	76,368.18

2021-2022

[Rs. in Lakhs]

Deferred tax liabilities / (assets) in relation to:	Opening balance	Recognised in profit or loss	Recognised in other comprehensive income	Recognised directly in equity	Reclassified from equity to profit or loss	MAT Credit Set off / (Entitlement)	Adjustment	Closing Balance
Property, Plant and Equipment	55,910.81	1,165.51	-	-	-	-	-	57,076.32
Employee Benefits	(979.58)	-	(754.02)	-	-	-	-	(1,733.60)
Investments	13,057.55	-	1,042.71	-	-	-	-	14,100.26
Disallowances / Allowances	(3,382.63)	(1,621.95)	-	-	-	-	-	(5,004.58)
MAT Credit (Entitlement) / Utilisation	(2,419.80)	-	-	-	-	2,212.03	207.77	-
Total :	62,186.35	(456.44)	288.69	-	-	2,212.03	207.77	64,438.40

21 TRADE PAYABLES

[Rs. in Lakhs]

Particulars	As at 31.03.2023	As at 31.03.2022
Current :		
Trade Payable to related parties (Refer Note No. 38) :	1,474.68	145.31
Trade Payables		
a. Total outstanding dues of micro enterprises and small enterprises	3,911.11	2,632.39
b. Total outstanding dues of creditors other than micro enterprises and small enterprises (Refer note below for details of dues to Micro, Small and Medium Enterprises)	43,997.67	32,500.37
Total :	49,383.46	35,278.07

NOTES TO THE STANDALONE FINANCIAL STATEMENTS

21 TRADE PAYABLES (Contd.)

[Rs. in Lakhs]

Particulars	As at 31.03.2023	As at 31.03.2022
Disclosures required under Section 22 of the Micro, Small and Medium Enterprises Development Act, 2006 (“MSMED Act”)		
(i) Principal amount remaining unpaid to any supplier as at the end of the accounting year	3,911.11	2,632.39
(ii) Interest due thereon remaining unpaid to any supplier as at the end of the accounting year	-	-
(iii) The amount of interest paid along with the amounts of the payment made to the supplier beyond the appointed day	-	-
(iv) The amount of interest due and payable for the year	-	-
(v) The amount of interest accrued and remaining unpaid at the end of the accounting year	-	-
(vi) The amount of further interest due and payable even in the succeeding year, until such date when the interest dues as above are actually paid	-	-
Dues to Micro, Small and Medium Enterprises have been determined to the extent such parties have been identified on the basis of information collected by the Management. This has been relied upon by the Auditors.		

The Company has made payments to Micro and Small suppliers within the stipulated payment period as prescribed under Micro and Small enterprises Development Act, 2006 (MSMED Act, 2006). Accordingly, no interest is payable to such suppliers. The Company has financial risk management policies in place to ensure that all payables are paid within the pre-agreed credit terms.

AGEING SCHEDULE OF TRADE PAYABLE FOR THE F. Y. 2022-23

Particulars	Outstanding for following periods from due date of payment					Total
	Not Due	Less than 1 year	1-2 years	2-3 years	More than 3 years	
(i) MSME	3,438.55	472.56	-	-	-	3,911.11
(ii) Others	30,931.78	13,301.49	383.39	511.71	343.98	45,472.35
(iii) Disputed dues - MSME	-	-	-	-	-	-
(iv) Disputed dues - Others	-	-	-	-	-	-
Total	34,370.33	13,774.05	383.39	511.71	343.98	49,383.46

AGEING SCHEDULE OF TRADE PAYABLE FOR THE F. Y. 2021-22

Particulars	Outstanding for following periods from due date of payment					Total
	Not Due	Less than 1 year	1-2 years	2-3 years	More than 3 years	
(i) MSME	2,557.93	74.46	-	-	-	2,632.39
(ii) Others	23,678.94	6,983.31	529.64	1,300.88	152.91	32,645.68
(iii) Disputed dues - MSME	-	-	-	-	-	-
(iv) Disputed dues - Others	-	-	-	-	-	-
Total	26,236.87	7,057.77	529.64	1,300.88	152.91	35,278.07

**NOTES TO THE STANDALONE FINANCIAL STATEMENTS****22 OTHER FINANCIAL LIABILITIES**

[Rs. in Lakhs]

Particulars	As at 31.03.2023	As at 31.03.2022
Current :		
Interest accrued but not due on borrowings	159.43	74.33
Unpaid dividends	206.22	191.02
Payables for capital goods	2,000.49	13,740.99
Security Deposits / Earnest Money Deposits	8,452.27	8,863.93
GACL-NALCO Alkalies and Chemicals Pvt. Ltd. (Related party - Refer Note No. 38)	2.69	2.69
GACL Education Society (Related Party - Refer Note No. 38)	4.06	4.06
Others	241.21	-
Total :	11,066.37	22,877.02

23 OTHER CURRENT LIABILITIES

[Rs. in Lakhs]

Particulars	As at 31.03.2023	As at 31.03.2022
Other payables :		
Other Statutory Liabilities	3,523.38	4,137.15
Advance received from customers	3,131.16	2,338.64
Unspent CSR Expenses (Refer Note No. 45)	699.41	602.96
Total :	7,353.95	7,078.75

NOTES TO THE STANDALONE FINANCIAL STATEMENTS

24 REVENUE FROM OPERATIONS

[Rs. in Lakhs]

Particulars	Year Ended 31.03.2023		Year Ended 31.03.2022	
(i) SALE OF PRODUCTS :				
[a] MANUFACTURING OPERATIONS :-				
Caustic Soda Lye	167,915.72		116,832.62	
Caustic Soda Flakes	56,559.99		40,926.79	
Caustic Soda Prills	12,964.93		8,094.31	
Chloromethanes	33,326.83		33,880.97	
Caustic Potash Lye	13,108.25		7,215.99	
Caustic Potash Flakes	25,732.40		17,565.40	
Potassium Carbonate	15,982.08		9,809.26	
Hydrogen Peroxide	28,876.28		27,604.87	
Phosphoric Acid (85%)	30,824.87		24,529.33	
Poly Aluminium Chloride	8,920.64		7,017.36	
Aluminium Chloride	24,897.04		32,129.09	
Benzyl Chloride	42.06		5,992.23	
Benzyl Alcohol	338.97		8,238.89	
Benzaldehyde	137.79		3,893.92	
Sodium Chlorate	16,250.62		10,864.47	
Others	931.78		11,896.83	
		436,810.25		366,492.33
[b] TRADING ACTIVITY		2,011.29		473.82
[c] SALE OF POWER		1,364.12		1,374.08
Total (i)		440,185.66		368,340.23
(ii) OTHER OPERATING REVENUE :				
Sale of Scrap	1,528.81		1,035.84	
Insurance claims received	26.45		191.70	
Export Incentives	341.20		148.20	
Credit balances written back (Net)	1,276.12		222.78	
Excess expected credit loss allowances written back	41.02		-	
Freight Outward Recovered (Gross)	6,430.73		4,895.36	
Service Charge / Commission	759.52		-	
Other Receipts	1,060.55		1,039.48	
Total (ii)		11,464.40		7,533.36
Total (i + ii)		451,650.06		375,873.59

Revenues are further disaggregated into revenues from domestic as well as export market as follows:

Particulars	Year Ended 31.03.2023	Year Ended 31.03.2022
Revenue from Sale of Product		
-Domestic	367,613.67	318,625.16
-Export	72,571.99	49,715.07
Total	440,185.66	368,340.23

NOTES TO THE STANDALONE FINANCIAL STATEMENTS

25 OTHER INCOME

[Rs. in Lakhs]

Particulars	Year Ended 31.03.2023	Year Ended 31.03.2022
Interest Income		
a) Deposit with Banks	25.98	0.29
b) Short Term Deposit / Inter Corporate Deposit	1,469.15	1,049.11
c) Others		
- From Non-Current Assets	78.82	86.24
- From Current Assets	355.57	558.69
Dividend Income		
From Non-Current Investments	1,880.40	1,918.93
All Dividends from Equity investments designated as at FVTOCI recognised for both the years relate to investments held at the end of each reporting period.		
Other Non-operating Income		
a) Rent received from assets given on operating lease	16.68	36.58
b) Net gain arising from Financial Assets designated FVTPL	290.12	962.56
c) Miscellaneous Income	98.46	26.58
Total:	4,215.18	4,638.98

26 COST OF MATERIALS CONSUMED

[Rs. in Lakhs]

Particulars	Year Ended 31.03.2023	Year Ended 31.03.2022
Natural Gas (includes used in captive power plant)	39,470.98	33,384.65
Potassium Chloride	28,518.76	14,449.46
Salt	18,879.78	16,558.87
Rock Phosphate	13,857.59	7,771.60
Aluminium Ingots	22,683.89	25,479.86
Alumina Trihydrate Powder	6,408.33	4,701.08
Heavy Normal Paraffin	2,744.51	737.88
Toluene	148.45	9,732.35
Methanol - Commercial Grade	6,331.45	5,731.28
Others	11,740.18	9,307.14
Total :	150,783.92	127,854.17

27 CHANGES IN INVENTORIES OF FINISHED GOODS, WORK-IN-PROGRESS AND STOCK-IN-TRADE

[Rs. in Lakhs]

Particulars	Year Ended 31.03.2023		Year Ended 31.03.2022
Closing Stock :			
Finished Goods	4,788.49		3,243.80
Process Stock	2,674.53		2,526.51
		7,463.02	5,770.31
Less :- Opening Stock :			
Finished Goods	3,243.80		3,953.76
Process Stock	2,526.51		1,510.21
		5,770.31	5,463.97
(Increase) / Decrease :		(1,692.71)	(306.34)

NOTES TO THE STANDALONE FINANCIAL STATEMENTS

28 EMPLOYEE BENEFITS EXPENSE

[Rs. in Lakhs]

Particulars	Year Ended 31.03.2023	Year Ended 31.03.2022
a) Salaries and Wages	20,605.49	22,412.16
b) Contributions to :		
(i) Provident Fund	1,081.41	1,087.90
(ii) Superannuation Scheme	833.13	692.52
(iii) Gratuity Fund	497.32	426.67
(iv) Employee State Insurance Corporation	9.29	7.46
c) Staff Welfare Expenses	2,213.06	2,566.70
Total :	25,239.70	27,193.41

29 FINANCE COSTS

[Rs. in Lakhs]

Particulars	Year Ended 31.03.2023	Year Ended 31.03.2022
(a) Interest Expense :		
On Term Loans	1,550.02	218.97
On Dismantling Cost (Refer Note No. 19.2)	155.01	137.31
On Leasehold Land	5.66	5.73
Others	7.28	6.77
(b) Other Borrowing Costs :		
Bank Charges	228.27	245.85
Total :	1,946.24	614.63

30 DEPRECIATION AND AMORTISATION EXPENSE

[Rs. in Lakhs]

Particulars	Year Ended 31.03.2023	Year Ended 31.03.2022
Depreciation on Property, Plant and Equipment (Note No. 3)	27,226.24	19,403.97
Amortisation on Right of Use Assets (Note No. 3)	278.54	270.18
Amortisation on Intangible Assets (Note No. 4)	104.02	104.24
Total :	27,608.80	19,778.39

31 POWER, FUEL & OTHER UTILITIES

[Rs. in Lakhs]

Particulars	Year Ended 31.03.2023	Year Ended 31.03.2022
Power	88,501.19	61,013.47
Fuel, Natural Gas and Water Charges	23,342.70	12,891.47
Total :	111,843.89	73,904.94

**NOTES TO THE STANDALONE FINANCIAL STATEMENTS****32 OTHER EXPENSES**

[Rs. in Lakhs]

Particulars	Year Ended	
	31.03.2023	31.03.2022
Stores and Spare-parts consumed	6,112.26	6,681.47
Repairs, Maintenance and Replacement		
Building	-	-
Plant and Machinery	4,665.74	4,109.48
Others	6,879.06	6,506.40
	11,544.80	10,615.88
Job Work / Processing Charges	5,270.69	8,945.55
Safety & Environment Expenses	259.39	234.27
Insurance	1,796.12	1,496.32
Packing Materials Consumption	6,345.87	6,273.94
Rent	365.39	246.31
Rates and Taxes	15.59	18.75
Printing and Stationery	98.52	50.98
Postage and Telephone	69.96	70.41
Vehicle Running and Maintenance including Hire Charges	724.32	664.06
Directors' Fees	21.52	22.40
Auditors' Remuneration and Expenses (Refer Note-39)	18.15	15.50
Membership and Subscription Fees	146.56	26.91
Brokerage and Commission	1.15	2.53
Travelling and Conveyance	65.75	57.53
Legal and Professional Charges	242.11	239.25
Research and Development Expenses	986.79	126.31
Loss on Sale of Fixed Assets (Net)	6.79	40.94
Donations & Other CSR Cost (Refer Note-45)	1,095.03	1,199.49
Expected credit loss allowances	-	31.93
Loss on Exchange Rate (Net)	3,443.67	51.32
Stores & Spare -parts Written Off/Provision	480.00	805.36
General Expenses	2,096.33	1,497.34
Commission on Sales	285.83	133.56
Other Marketing Expenses	4,288.85	3,704.00
Freight Outward Paid (Gross)	6,376.06	4,844.97
Total :	52,157.50	48,097.28

NOTES TO THE STANDALONE FINANCIAL STATEMENTS

33 TAX EXPENSES

Income Taxes relating to continuing operations

Income Tax Recognised in Profit or Loss

[Rs. in Lakhs]

Particulars	Year Ended 31.03.2023	Year Ended 31.03.2022
Current Tax		
In respect of current year (Previous year MAT credit Set Off Rs. 2,212.03 lakhs)]	15,120.63	26,946.97
In Respect of Prior Year	609.74	174.35
Total :	15,730.37	27,121.32
Deferred Tax		
In respect of current year (MAT Credit Set entitlement Rs. 4,857.96 Lakhs)	12,818.34	(456.44)
In respect of earlier year	-	-
Total :	12,818.34	(456.44)
Total tax expense recognised in the current year relating to continuing operation	28,548.71	26,664.88

The income tax expense for the year can be reconciled to the accounting profit as follows : [Rs. in Lakhs]

Particulars	Year Ended 31.03.2023	Year Ended 31.03.2022
Profit before tax from continuing operation	86,119.10	82,862.95
Income Tax expense calculated @ 34.944% (Previous year 34.944%)	30,093.48	28,955.62
Effect of income that is exempt from taxation	-	-
Effect of expenses that are not deductible in determining taxable profits	981.96	426.11
Effect of concession (allowances)	(3,136.47)	(2,891.20)
Adjustments recognised in current year in relation to the current tax of prior years	609.74	174.35
Change in rate of cess (from 3% to 4%)	-	-
Income tax expense recognised in profit or loss (relating to continuing operation)	28,548.71	26,664.88

The tax rate used for the year 2022-23 in reconciliation above is the corporate tax rate of 34.944% payable by corporate entities in India on taxable profits under the Indian tax law.

Income Tax Recognised in Other Comprehensive Income

[Rs. in Lakhs]

Particulars	Year Ended 31.03.2023	Year Ended 31.03.2022
Deferred Tax Liabilities / (Assets)		
Arising on income and expenses recognised in other comprehensive income :		
Net fair value gain on investment in equity shares at FVTOCI	(1,074.82)	1,042.71
Remeasurement of defined benefit obligation	186.26	(754.02)
	(888.56)	288.69
Arising on income and expenses reclassified from equity to profit or loss :	-	-
Total income tax recognised on other comprehensive income	(888.56)	288.69
Bifurcation of the income tax recognised in other comprehensive income into:		
Items that will not be reclassified to profit or loss	(888.56)	288.69
Items that may be reclassified to profit or loss	-	-
	(888.56)	288.69

NOTES TO THE STANDALONE FINANCIAL STATEMENTS

34 EARNING PER SHARE - FROM CONTINUING OPERATIONS

[Rs. in Lakhs]

Particulars	Units	Year Ended 31.03.2023	Year Ended 31.03.2022
Net Profit After Tax available for Equity Shareholders	Rs. In Lakhs	57,570.39	56,198.07
Weighted Average Number of Equity Shares of Rs.10/- each	Number	73,436,928	73,436,928
Basic Earning per Share	Rs.	78.39	76.53
Diluted Earning per Share	Rs.	78.39	76.53

35 LEASES :

Company as a lessee

The company has lease contracts for rented premises used in its operations. The company's obligations under its lease are secured by the lessor's title to the leased asset.

(a) Amounts recognised in the Balance Sheet

[Rs. in Lakhs]

Particulars	31.03.2023	31.03.2022
(i) Right-of-use Asset		
Cost	10,875.19	10,563.50
Accumulated Depreciation	1,348.93	1,070.39
Net Carrying Amount	9,526.26	9,493.11
(ii) Lease liabilities - Borrowings		
Beginning of the year/period	72.86	73.81
Additions	-	-
Accretion of interest	5.62	5.69
Payments	6.64	6.64
Deletion	-	-
Closing of the year/period	71.84	72.86
Current	5.54	5.62
Non-Current	66.30	67.24

(b) Amounts recognised in the Statement Of Profit And Loss

[Rs. in Lakhs]

Particulars	31.03.2023	31.03.2022
(i) Finance Cost		
Interest Expense On Lease Liability	5.62	5.69
(ii) Depreciation		
Depreciation on right of use lease asset	278.54	270.18

(c) Amounts recognised in Cash Flow Statement

[Rs. in Lakhs]

Particulars	31.03.2023	31.03.2022
Total cash outflow for leases	6.64	6.64

(d) Expense relating to short-term leases and Low-value

[Rs. in Lakhs]

Particulars	31.03.2023	31.03.2022
Amount recognised in statement of Profit and Loss	224.86	223.56

NOTES TO THE STANDALONE FINANCIAL STATEMENTS

36 EMPLOYEE BENEFIT PLANS

Defined Contribution Plan

An amount of Rs.1,081.41 Lakhs (FY 2021-22 Rs.1,087.90 Lakhs) contributed to Provident Fund and amount of Rs.833.13 lakhs (FY 2021-22 Rs.692.52 lakhs) contributed to Employees Superannuation Trust is recognised as an expense and included in "Employee Benefits Expenses" (Note 28) of Statement of Profit & Loss.

Defined Benefit Plans

The Company offers the following employee benefit schemes to its employees :

- Gratuity (included as part of b (iii) in Note 28 Employees benefit expense)
- Leave encashment (included as part of a in Note 28 Employee benefit expense)

The following table sets out the funded status of the defined benefits scheme and the amount recognised in financial statement :

As per Actuarial Valuation as on March 31, 2023

[Rs. in Lakhs]

Particulars	Gratuity	
	31.03.2023	31.03.2022
I Expense recognised in the Statement of Profit and Loss for the year ended		
a. Current Service Cost	401.87	421.55
b. Net Interest on net Defined Liability / (Asset)	89.93	1.30
c. Total Expenses	491.80	422.85
II Amount recognised in Other Comprehensive Income		
a. Actuarial (Gains) / Losses on Liability	(306.22)	2,090.05
b. Return on Plan Assets excluding amount included in Net interest on Defined Liability / (Asset) above	(226.82)	67.75
c. Total	(533.04)	2,157.80
III Net (Assets) / Liability recognised in the Balance Sheet as on		
a. Present Value of Defined Benefit Obligation	12,921.58	13,096.88
b. Fair Value of Plan Assets	13,826.81	11,042.45
c. Net (Asset) / Liability	(905.23)	2,054.43
IV Change in Present value of Obligation during the year ended		
a. Present Value of Defined Benefit Obligation at the beginning of the year	13,096.88	10,787.27
b. Current Service Cost	401.86	421.55
c. Interest Cost	969.17	733.54
d. Benefit paid	(1,240.12)	(935.53)
e. Actuarial (Gain) / Loss on obligation	(306.21)	2,090.05
f. Present Value of Defined Benefit Obligation at the end of the year	12,921.58	13,096.88
V Change in Fair value of Plan Assets during the year ended		
a. Fair Value of Plan Assets at the beginning of the year	11,042.45	11,158.42
b. Expected Return on Plan Assets	879.24	732.24
c. Contribution by Employer	2,918.42	155.07
d. Actual Benefit Paid	(1,240.12)	(935.53)
e. Actuarial (Gain) / Loss on Plan Assets	226.82	(67.75)
f. Fair Value of Plan Assets at the end of the year	13,826.81	11,042.45
g. Actuarial Gain / (Loss) to be recognised	-	-

NOTES TO THE STANDALONE FINANCIAL STATEMENTS
36 EMPLOYEE BENEFIT PLANS (Contd.)

[Rs. in Lakhs]

Particulars	Gratuity	
	31.03.2023	31.03.2022
VI Actual Return on Plan Assets		
Expected Return on Plan Assets	879.24	732.24
Actuarial Gain / (Loss) on Plan Assets	226.82	(67.75)
Actual Return on Plan Assets	1,106.06	664.49
VII Balance Sheet Reconciliation		
Opening Net Liability	2,054.43	(371.15)
Expenses Recognised in Profit & Loss Account	491.80	422.85
Amount recognised in Other Comprehensive Income	(533.04)	2,157.80
Employer's Contribution	(2,918.42)	(155.07)
Amount Recognised in Balance Sheet (Asset) / Liability	(905.23)	2,054.43

The major categories of Plan Assets as a percentage of Total Plan Qualifying Insurance Policy : 100%

The expected contributions for Defined Benefit Plan for the next Financial Year will be in line with 2022-23.

Experience Adjustments

[Rs. in Lakhs]

Gratuity	2022-23	2021-22	2020-21	2019-20	2018-19
Present Value of funded Obligations	12,921.58	13,096.88	10,787.27	10,215.23	9,306.97
Fair Value of Plan Assets	13,826.81	11,042.45	11,158.42	10,518.04	9,993.58
Funded Status [(Surplus) / Deficit]	(905.23)	2,054.43	(371.15)	(302.81)	(686.61)
Experience adjustments on Plan Liabilities	194.92	2,349.16	63.89	231.17	(46.72)
Experience adjustments on Plan Assets	226.83	(67.75)	21.08	(28.78)	49.41

[Rs. in Lakhs]

Particulars	Leave Salary	
	31.03.2023	31.03.2022
I Expense recognised in the Statement of Profit and Loss for the year ended		
a. Current Service Cost	337.33	349.28
b. Net Interest on net Defined Liability / (Asset)	788.24	593.63
c. Actuarial (Gains) / Losses on Liability	(148.22)	1,775.46
d. Total Expenses	977.35	2,718.37
II Net (Assets) / Liability recognised in the Balance Sheet as on		
a. Present Value of Unfunded Obligations	10,604.11	10,651.95
b. Unrecognised Past Service Cost	-	-
c. Fair Value of Plan Assets	-	-
Net Liability	10,604.11	10,651.95
III Change in Present value of Obligation during the year ended		
a. Present Value of Unfunded Obligation at the beginning of the year	10,651.95	8,729.77
b. Current Service Cost	337.33	349.28
c. Interest Cost	788.24	593.63
d. Actuarial (Gain) / Loss	(148.22)	1,775.46
e. Benefit paid	(1,025.19)	(796.19)
f. Present Value of Unfunded Obligation at the end of the year	10,604.11	10,651.95

NOTES TO THE STANDALONE FINANCIAL STATEMENTS

36 EMPLOYEE BENEFIT PLANS (Contd.)

Experience Adjustments

[Rs. in Lakhs]

Leave Salary	2022-23	2021-22	2020-21	2019-20	2018-19
Present Value of Unfunded Obligations	10,604.11	10,651.95	8,729.77	7,834.96	7,006.04
Fair Value of Plan Assets	-	-	-	-	-
Funded Status [(Surplus) / Deficit]	10,604.11	10,651.95	8,729.77	7,834.96	7,006.04
Experience adjustments on Plan Liabilities	304.89	2010.62	410.68	346.00	255.13
Experience adjustments on Plan Assets	-	-	-	-	-

Actuarial Assumptions	Year ended 31.03.2023	Year ended 31.03.2022
1 Discount Rate	7.40% p.a.	6.80 % p.a.
2 Expected Return on Plan Assets	7.40% p.a.	6.80% p.a.
3 Withdrawal Rate	5% at younger ages and reducing to 1% at older ages according to graduated scale.	
4 Salary Growth Rate	7.00% p.a.	7.00 % p.a.

Sensitivity Analysis of Defined Benefit Obligation with references to Key Assumptions

[Rs. in Lakhs]

(Positive amount means increase in liability and negative amount means decrease in liability)

Particulars	Gratuity		Leave Salary	
	2022-23	2021-22	2022-23	2021-22
Discount Rate :				
One percentage increase	(763.41)	(801.29)	(684.65)	(721.77)
One percentage decrease	855.07	901.03	774.89	821.37
Salary Escalation Rate :				
One percentage increase	850.04	890.41	770.31	811.63
One percentage decrease	(772.94)	(806.99)	(693.16)	(726.88)
Withdrawal Rate :				
One percentage increase	16.94	(2.85)	16.88	(3.25)
One percentage decrease	(18.55)	2.95	(18.70)	3.40

NOTES TO THE STANDALONE FINANCIAL STATEMENTS

37 FINANCIAL INSTRUMENTS

37.1 Capital Management

The Company manages its capital to ensure that it will be able to continue as a Going Concern while maximising the return to stakeholders through optimisation of the Debt and Equity Balance.

The Company is subject to externally imposed capital requirements as part of its debt covenants such as maintaining a Total Debt to EBDITA ratio of 3 times (consolidated) for one bank and Interest Coverage ratio of 2.75 times for another bank, a Debt Service Coverage ratio of 1.3 times for one bank and 1.5 times for another bank, Total Debt to Tangible Net Worth ratio of 1 : 1 for one bank.

The Company manages its capital structure and makes adjustments to it in light of changes in economic conditions and the requirements of the financial covenants. The Company monitors capital by computing the above ratios on an annual basis and ensuring that the same is in Compliance with the requirements of the Financial Covenants.

The Total Debt to EBDITA ratio at the end of the reporting period was as follows :

Particulars	[Rs. in Lakhs]	
	Year ended 31.03.2023	Year ended 31.03.2022
Total Debt	59,580.92	59,333.67
EBIDTA	115,674.14	103,255.97
Total debt / EBIDTA (Times)	0.52	0.57

The Total Debt service coverage ratio at the end of the reporting period was as follows :

Particulars	[Rs. in Lakhs]	
	Year ended 31.03.2023	Year ended 31.03.2022
EBIDTA Less Tax Paid	97,222.01	72,214.52
Interest and Installment on loans	15,641.74	4,902.32
Debt Service Coverage (Times)	6.22	14.73

The Total Debt to tangible Net Worth ratio at the end of the reporting period was as follows :

Particulars	[Rs. in Lakhs]	
	Year ended 31.03.2023	Year ended 31.03.2022
Total Debt	59,580.92	59,333.67
Tangible Net Worth	501,601.83	457,885.66
Total Debt / Tangible Net Worth (Times)	0.12	0.13

NOTES TO THE STANDALONE FINANCIAL STATEMENTS

37 FINANCIAL INSTRUMENTS (Contd.)

37.2 Categories of Financial Instruments

The carrying value of financial instruments by categories as of March 31, 2023 is as follows :

Particulars	[Rs. in Lakhs]				
	Fair Value through Other Comprehensive Income	Fair value through profit or loss	Amortised Cost	Total Carrying value	Total fair value
Financial Assets					
Cash and Cash Equivalents	-	-	45,554.38	45,554.38	45,554.38
Other Balances with Banks	-	-	2,736.93	2,736.93	2,736.93
Quoted investments (Level 1)	124,423.14	143.46	-	124,566.60	124,566.60
Unquoted investments (Level 3)	32,330.60	1,921.91	0.20	34,252.71	34,252.71
Investment in Joint Venture	-	-	41,400.00	41,400.00	41,400.00
Trade receivables	-	-	28,456.31	28,456.31	28,456.31
Loans	-	-	5,110.89	5,110.89	5,110.89
Other financial asset	-	-	6,819.69	6,819.69	6,819.69
Total :	156,753.74	2,065.37	130,078.40	288,897.51	288,897.51
Financial Liabilities					
Short Term borrowings	-	-	13,695.00	13,695.00	13,695.00
Long Term borrowings	-	-	45,885.92	45,885.92	61,522.60
Trade Payables	-	-	49,383.46	49,383.46	49,383.46
Other financial liabilities	-	-	10,897.49	10,897.49	10,897.49
Total :	-	-	119,861.87	119,861.87	135,498.55

The carrying value of financial instruments by categories as of March 31, 2022 is as follows :

Particulars	[Rs. in Lakhs]				
	Fair Value through Other Comprehensive Income	Fair value through profit or loss	Amortised Cost	Total Carrying value	Total fair value
Financial Assets					
Cash and Cash Equivalents	-	-	29,771.28	29,771.28	29,771.28
Other Balances with Banks	-	-	191.12	191.12	191.12
Quoted investments (Level 1)	1,36,391.92	136.45	-	1,36,528.37	1,36,528.37
Unquoted investments (Level 3)	31,409.21	2,136.65	0.20	33,546.06	33,546.06
Investment in Joint Venture	-	-	41,400.00	41,400.00	41,400.00
Trade receivables	-	-	30,264.19	30,264.19	30,264.19
Loans	-	-	5,192.68	5,192.68	5,192.68
Other financial asset	-	-	4,028.76	4,028.76	4,028.76
Total :	1,67,801.13	2,273.1	110848.23	280922.46	280922.46
Financial Liabilities					
Short Term borrowings	-	-	4,437.45	4,437.45	4,437.45
Long Term borrowings	-	-	54,896.22	54,896.22	52,526.63
Trade Payables	-	-	35,278.07	35,278.07	35,278.07
Other financial liabilities	-	-	22,950.37	22,950.37	22,950.37
Total :	-	-	1,17,562.11	1,17,562.11	1,15,192.52

NOTES TO THE STANDALONE FINANCIAL STATEMENTS

37 FINANCIAL INSTRUMENTS (Contd.)

37.3 Financial Risk Management Objectives

The Company's Corporate Treasury Function provides services to the business, co-ordinates access to domestic and international financial markets, monitors and manages the financial risks relating to the operations of the Company through internal risk reports which analyse exposures by degree and magnitude of risks. These risks include market risk (including currency risk, interest rate risk and other price risk), credit risk and liquidity risk.

Compliance with policies and exposure limits is reviewed internally on a continuous basis. The Corporate Treasury does not enter into any trade financial instruments, including derivative financial instruments and relies on natural hedge.

The Corporate Treasury Function monitors risks and policies implemented to mitigate risk exposures on a periodical basis.

37.4 Market Risk

The Company's activities expose it primarily to the financial risks of changes in foreign currency exchange rates and interest rates. The Company currently has not hedged any External Commercial Borrowings (ECBs). The Company performs an analysis of the impact of not hedging its ECBs. This has been done by comparing the actual cash outflows related to ECBs under current unhedged conditions in the past vis-a-vis the scenario of complete hedging of individual ECB on the disbursement day through quotes provided by the banks. Further, the Company parks its earnings in foreign currency in Exchange Earners Foreign Currency (EEFC) account and discharges its obligations in case of foreign currency loans out of the said account.

The Company's investments in listed and non-listed equity securities are susceptible to price risk arising from uncertainties about future value of the investment securities. The Company's non-current investment in equity shares are strategic investments and hence are considered as Fair Value through Other Comprehensive Income. The Company's Board of Directors reviews and approves all equity investment decisions.

37.5 Foreign Currency Risk Management

The Company undertakes transactions denominated in foreign currencies; consequently, exposures to exchange rate fluctuations arise. Exchange rate exposures are managed within approved policy parameters. Further, the Company parks its earnings in foreign currency in Exchange Earners Foreign Currency (EEFC) account and discharges its obligations in case of foreign currency loans and towards import obligations out of the said account.

The carrying amounts of the Company's foreign currency denominated monetary assets and monetary liabilities are restated at the end of each quarter. The same at the end of the reporting period are as follows :

[Amount in INR in Lakhs]

Particulars	Currency	As at 31.03.2023		As at 31.03.2022	
		Amount in FC	Amount in INR	Amount in FC	Amount in INR
Receivables for export	US\$	1,560,312	1,282.11	3,553,289	2,693.13
	EURO	16,590	14.84	154,153	129.83
	GBP	290,355	295.14	491,674	488.99
Advance to suppliers	CHF	-	-	6,107	5.01
	JPY	-	-	-	-
	GBP	-	-	-	-
	US\$	8,858	7.28	-	-
	EURO	-	-	-	-
Payables for imports	JPY	-	-	-	-
	US\$	7,665,883	6,299.06	5,232,080	3,965.52
	EURO	44,091	39.44	284,745	239.82
	GBP	-	-	-	-
Commission payable on exports	US\$	16,795	13.80	6,600	5.00
Other payables	US\$	-	-	-	-
	EURO	29,043	25.98	17,361	14.62
	GBP	9,024	9.17	1,920	1.91
ECB Borrowings including interest accrued but not due	US\$	72,896,471	59,899.03	78,467,184	59,472.24

NOTES TO THE STANDALONE FINANCIAL STATEMENTS

37 FINANCIAL INSTRUMENTS (Contd.)

37.5 Foreign Currency Risk Management (Contd.)

Foreign Currency Sensitivity Analysis

The Company is mainly exposed to US Dollar.

The following table details the Company's sensitivity to a 5% increase and decrease in the Rupee against the relevant foreign currencies. 5% is a sensitivity rate used when reporting foreign currency internally to the key management personnel and represents management's assessment of the reasonably possible changes in the foreign exchange rates. The sensitivity analysis includes only outstanding foreign currency denominated monetary items and adjusts their translation at the period end for a 5% change in the foreign currency rates. A positive number below indicates an increase in profit or equity where the Rupee strengthens by 5% against the relevant currency. For a 5% weakening of the Rupee against the relevant currency, there would be a comparable impact on the profit or equity, and the balances below would be negative.

[Rs. in Lakhs]

Currency	Impact on profit or loss for the year		Impact on total equity as at the end of the reporting period	
	2022-23	2021-22	2022-23	2021-22
USD	3,246.13	3,037.48	2,110.18	1,974.55
GBP	(14.30)	(24.35)	(9.29)	(15.83)
EUR	2.53	6.23	1.64	4.05
CHF	-	(0.25)	-	(0.16)
JPY	-	-	-	-

37.6 Interest Rate Risk Management

The Company is exposed to interest rate risk because the Company borrows funds at floating interest rates. The risk is managed by the Company by monitoring the exchange rate on regular basis and also parking the export proceeds in the EEFC account which also provides a natural hedge for the outflows in foreign currency. Further, the Company performs an impact analysis of not hedging its ECBs. This has been done by comparing the actual cash outflows related to ECBs under current unhedged conditions in the past vis-a-vis the scenario of complete hedging of individual ECB on the disbursement day through quotes provided by the banks.

Interest Rate Sensitivity Analysis

The sensitivity analysis below have been determined based on the exposure to interest rates for instruments at the end of the reporting period. For floating rate liabilities, the analysis is prepared assuming the amount of the liability outstanding at the end of the reporting period was outstanding for the whole year.

If the interest rates had been 50 basis points higher / lower and all other variables were held constant, the Company's profit before tax for the year ended would be impacted to the extent of Rs.156.00 Lakhs (Rs.56.28 lakhs for the year 2021-22).

NOTES TO THE STANDALONE FINANCIAL STATEMENTS

37 FINANCIAL INSTRUMENTS (Contd.)

37.7 Credit Risk Management

Credit risk refers to the risk that the counterparty will default on its contractual obligations resulting in financial loss to the Company. The Company is operating through network of dealers based at different locations. In order to ensure the security of receivables, the Marketing Department computes an exposure ratio for every dealer based on his past turnover, track record, etc. The same is overseen and approved by the Board. Further, the Company also collects bank guarantees / security deposits from the respective dealers. Regular monitoring of the receivables is undertaken by the Marketing Department and in case the limits are exceeded, an auto lock system is in place in the SAP system of the Company to stop further supplies to the concerned dealer till the amount outstanding is recovered. In case of new customers, the goods are supplied only against advance receipts. For the export made by the Company, the sales are backed by letters of credit or advance receipts. The internal risk management committee of the Company meets regularly to discuss the dealers and credit risks, measures taken to address them and the status and level of risk after the measures taken.

Domestic & Export trade receivables are secured to the extent of interest free security deposits and bank guarantees / letter of credit received from the customers amounting to Rs.2,182.90 Lakhs and Rs.5,275.36 Lakhs as at 31st March, 2023 and 31st March, 2022 respectively. (Refer Note No. 12 for Trade Receivables outstanding).

37.8 Liquidity Risk Management

Ultimate responsibility for liquidity risk management rests with the Board of Directors, which has established an appropriate liquidity risk management framework for the management of the Company's short-term, medium-term and long-term funding and liquidity management requirements. The Company manages its funds mainly from internal accruals. The liquidity risk is managed by maintaining adequate reserves and banking facilities, by continuously monitoring forecast and actual cash flows and by matching the maturity profiles of financial assets and liabilities.

Liquidity and interest risk tables

The following tables detail the Company's remaining contractual maturity for its non derivative financial liabilities with agreed repayment periods. The tables have been drawn up based on the undiscounted cash flows of financial liabilities based on the earliest date on which the Company can be required to pay.

Particulars	Weighted average effective interest rate (%)		Carrying Value	Upto 1 year	1-5 years	5+ years	Total
March 31, 2023							
Variable Interest rate Instruments	8.13%	US \$ in Million		16.67	56.04	-	72.71
			59,580.92	13,695.00	45,885.92	-	59,580.92
Trade Payables		Rs. In Lakhs	49,383.46	49,383.46	-	-	49,383.46
Other Financial Liabilities			10,897.49	10,831.20	66.29	-	10,897.49
March 31, 2022							
Variable Interest rate Instruments	4.71%	US \$ in Million		5.67	72.70	-	78.37
			59,183.40	4,239.08	54,944.32	-	59,183.40
Trade Payables		Rs. In Lakhs	35,278.07	35,278.07	-	-	35,278.07
Other Financial Liabilities			22,950.37	22,883.13	67.24	-	22,950.37

NOTES TO THE STANDALONE FINANCIAL STATEMENTS

37 FINANCIAL INSTRUMENTS (Contd.)

37.8 Liquidity Risk Management (Contd.)

Financing facilities

Particulars	[Rs. in Lakhs]	
	Year ended 31.03.2023	Year ended 31.03.2022
Secured Bank Loan facilities		
- amount used	-	150.26
- amount unused	13,000.00	12,849.74
Cash and cash equivalents	45,554.38	29,771.28
Other Bank Balances	2,736.93	191.12

37.9 Fair Value Measurements

This note provides information about how the Company determines fair values of various financial assets and financial liabilities.

37.9.1 Fair value of the Company's financial assets and financial liabilities that are measured at fair value on a recurring basis

Some of the Company's financial assets and financial liabilities are measured at fair value at the end of each reporting period. The following table gives information about how the fair values of financial assets and financial liabilities are determined (in particular, the valuation technique(s) and inputs used).

Financial assets / financial liabilities	Fair value as at		Fair Value hierarchy	Valuation technique(s) and key input(s)
	31.03.2023	31.03.2022		
1) Investments in equity instruments (quoted) (see note 6)	Listed equity securities in various companies engaged in fertilizer, gas and power industry domiciled in India- aggregate fair value of Rs.1,24,566.60	Listed equity securities in various companies engaged in fertilizer, gas and power industry domiciled in India- aggregate fair value of Rs.1,36,528.37	Level 1	Quoted bid prices in an active market

NOTES TO THE STANDALONE FINANCIAL STATEMENTS

37 FINANCIAL INSTRUMENTS (Contd.)

37.9.1 Fair Value Measurements (Contd.)

[Rs. in Lakhs]

Financial assets / financial liabilities	Fair value as at		Fair Value hierarchy	Valuation technique(s) and key input(s)	Significant unobservable input(s)	Relation of unobservable inputs to fair value
	31.03.2023	31.03.2022				
2) Investments in equity instruments at FVTOCI (unquoted) (see note 6)	a 1) Investment in equity securities of a company belonging to the manufacturing sector domiciled in India- Rs.11,063.25	a 1) Investment in equity securities of a company belonging to the manufacturing sector domiciled in India- Rs.7,870.50	Level 3	"Market Approach- Comparable Companies- In this approach, the value of shares / business of a company is determined based on market multiples of publicly traded comparable companies. (Refer note 36.9.1.1 below)."	Annual Report for the previous year, shareholding pattern as on the valuation date, publicly available information and information available from secondary sources, discussion with Company personnel	"The fair valuation estimates are based on historical annual accounts/ annual reports and based on information collected from public domain. Information pertaining to future expected performance of investee company including projections about their profitability, balance sheet status and cash flow expectations are not available."
	a. 2) Investment in company engaged in the business of gas marketing - aggregate fair value of Rs.3,272.41	a. 2) Investment in company engaged in the business of gas marketing - aggregate fair value of Rs.2,408.53	Level 3	(Refer note below)	Discount factor, Sales Volume and Trading Margin	No Sensitivity analysis has been carried out as at 31.03.2023 on account of non-availability of data.
	Note - 36.9.1.1 - Discounted Free Cash flow method has been used to arrive at the enterprise value of the gas marketing business of the investee and the exploration and production assets are valued using price of recent investment / transaction (PORI) method and reserve multiple approach. Under DCF technique, the projected free cash flows from gas marketing business of the Company are discounted at the weighted average cost of capital and the sum of the present value of such free cash flows would represent the value of business. Under the reserve multiple method past transaction multiples of oil and gas companies is used to arrive at the valuation. The investee has various investments in subsidiaries / Other investments. Each of these subsidiary and Other investments have been separately valued using market price method, DCF method, CCM method and book value (NAV) method and applied the investee's stake percentage to arrive at the fair value of investee's investment. Under the market price method, the valuation is derived from the quoted market price of the share of the Company as at the valuation date. Under CCM Method, peer multiple for one or more comparable Companies is used. Under the NAV method, the valuation is derived by calculating the net assets value of the investee as at the valuation date.					
	b) Investment in equity securities of various companies belonging to the conveyance of the treated waste water and Venture Capital Fund sector domiciled in India- Rs.805.74	b) Investment in equity securities of various companies belonging to the conveyance of the treated waste water and Venture Capital Fund sector domiciled in India- Rs.871.48	Level 3	Cost Approach- Net asset value- In this approach, total value is based on the sum of net asset value as recorded on the balance sheet. A net asset methodology is most applicable for businesses where the value lies in the underlying assets and not the ongoing operations of the business. (Refer notes 36.9.1.1 and 36.9.1.2).	Shareholding pattern as on the valuation date, publicly available information and information available from secondary sources, discussion with Company personnel	"The fair valuation estimates are based on historical annual accounts / annual reports and based on information collected from public domain. Information pertaining to future expected performance of investee companies including projections about their profitability, balance sheet status and cash flow expectations are not available."
	c) Investment in equity securities of a company belonging to the shipping and storage sector domiciled in India- Rs.17,189.20	c) Investment in equity securities of a company belonging to the shipping and storage sector domiciled in India- Rs.20,258.70	Level 3	"Market Approach- Comparable Companies- In this approach, the value of shares / business of a company is determined based on market multiples of publicly traded comparable companies. (Refer note 36.9.1.1)."	Annual Report for the previous year, shareholding pattern as on the valuation date, publicly available information and information available from secondary sources, discussion with Company personnel	"The fair valuation estimates are based on historical annual accounts/ annual reports and based on information collected from public domain. Information pertaining to future expected performance of investee companies including projections about their profitability, balance sheet status and cash flow expectations are not available."
3) Investments in Securities instruments at FVTPL (unquoted) (see note 6)	a) Investment in Government Bond Securities - Rs.1,059.80	a) Investment in Government Bond Securities - Rs.1,059.80	Level 3	Market Approach	Valued using input based on information about market participants assumptions and other data that are available	The fair valuation estimates are based on historical information and based on information collected from public domain.
	b) Investment in Private Bond Securities - Rs.840.82	b) Investment in Private Bond Securities - Rs.1,064.54				
	c) Investment in Mutual Fund Securities - Rs.21.29	c) Investment in Mutual Fund Securities - Rs.12.32				

37.9.1.1 The Company has invested in the equity instruments of various companies. However, the percentage of shareholding of the Company in such investee companies is very low and hence, it has not been provided with future projections including projected profit and loss account

NOTES TO THE STANDALONE FINANCIAL STATEMENTS

37 FINANCIAL INSTRUMENTS (Contd.)

37.9.1 Fair Value Measurements (Contd.)

by those investee companies. Hence, the independent valuer appointed by the Company has estimated fair value based on available historical Annual Reports of such companies and other information as available in the public domain and is being relied upon. Since the future projections are not available, discounted cashflow approach for fair value determination has not been followed.

- 37.9.1.2 In case of some companies, there are no comparable companies valuations available. In light of no information available for future projections, capacity utilisation, commencement of operations, etc., the valuation is based on cost approach.

37.9.2 Fair value of the Company's financial assets and financial liabilities that are not measured at fair value (but fair value disclosures are required)

Except as detailed in the following table, the Company considers that the carrying amounts of financial assets and financial liabilities recognised in the financial statements approximate their fair values.

Fair Value Hierarchy as at 31.03.2023

[Rs. in Lakhs]

Particulars	Level 1	Level 2	Level 3	Total
Financial Liabilities				
Long Term Borrowings	-	-	61,522.60	61,522.60

Fair Value Hierarchy as at 31.03.2022

[Rs. in Lakhs]

Particulars	Level 1	Level 2	Level 3	Total
Financial Liabilities				
Long Term Borrowings	-	-	52,526.63	52,526.63

37.9.3 Reconciliation of Level 3 fair value measurements

[Rs. in Lakhs]

Particulars	Investment in unquoted Securities irrevocably designated as FVTPL	Investment in unquoted shares irrevocably designated as FVTOCI
For the year ended March 31, 2023		
Opening Balance	2,136.65	31,409.21
Purchases / (Sale)	(223.71)	-
Total gains/(losses) in other comprehensive income	-	921.39
Total gains/(losses) in Profit & Loss Account	8.97	-
Closing balance	1,921.91	32,330.60
For the year ended March 31, 2022		
Opening Balance	5,019.79	22,278.12
Purchases	(2,883.14)	-
Total gains/(losses) in other comprehensive income	-	9,131.09
Total gains/(losses) in Profit & Loss Account	-	-
Closing balance	2,136.65	31,409.21

NOTES TO THE STANDALONE FINANCIAL STATEMENTS

39 THE BREAK-UP OF PAYMENT TO AUDITORS (NET OF TAXES) IS AS UNDER :

Particulars	[Rs. in Lakhs]	
	2022-23	2021-22
Audit Fees - Standalone & Consolidated	14.00	12.00
Quarterly/Half Yearly Review	4.15	3.50
Out of Pocket Expenses	-	-
Total	18.15	15.50

40 INCOME AND EXPENDITURE IN FOREIGN CURRENCY

Sr. No.	Particulars	[Rs. in Lakhs]	
		2022-23	2021-22
(a)	Earnings in Foreign Exchange - Export of Goods on F.O.B. basis (includes Deemed Export sales)	72,572.00	49,715.07
(b)	Expenditure in Foreign Currency (on accrual basis) on account of :		
	(i) Interest	1,550.02	908.12
	(ii) Foreign Tour Expenses	-	0.57
	(iii) Bank charges and Commission	-	0.06
	(iv) Subscription	23.34	42.60
	(v) Commission on Export Sales	13.80	5.00
	(vi) AMC & Other Charges (For ISO Tank)	89.96	34.93
	(vii) Other Expenses	290.82	1,363.17

41 VALUE OF IMPORTS ON CIF BASIS

Particulars	[Rs. in Lakhs]	
	2022-23	2021-22
Raw Materials	46,617.32	29,314.35
Purchase of Traded Goods - Phosphoric Acid	-	-
Stores and Spare Parts	1,136.39	277.20
Capital Goods	2,991.53	12,597.60

42 FOREIGN CURRENCY EXPOSURES

The Company has not taken any derivative instrument during the year. The year end unhedged foreign currency exposures are given below :

Amount Receivable on account of export of goods and services and Advance to Suppliers :

Particulars	Currency	As on 31.03.2023		As on 31.03.2022	
		Rs. in Lakhs	Amount in FC	Rs. in Lakhs	Amount in FC
Receivable for Exports	US \$	1,282.11	1,560,312	2,693.13	3,553,289
	EURO	14.84	16,590	129.83	154,153
	GBP	295.14	290,355	488.99	491,673
Advance to Suppliers	CHF	-	-	5.01	6,107
	JPY	-	-	-	-
	GBP	-	-	-	-
	US \$	7.28	8,858	-	-
	EURO	-	-	-	-

NOTES TO THE STANDALONE FINANCIAL STATEMENTS

42 FOREIGN CURRENCY EXPOSURES (Contd.)

Amount payable on account of import of goods, services and others :

Particulars	Currency	As on 31.03.2023		As on 31.03.2022	
		Rs. in Lakhs	Amount in FC	Rs. in Lakhs	Amount in FC
Payables for Imports	JPY	-	-	-	-
	US \$	6,299.06	7,665,883	3,965.52	5,232,080
	EURO	39.44	44,091	239.82	284,745
	GBP	-	-	-	-
Commission payable on exports	US \$	13.80	16,795	5.00	6,600
Other Payables	US \$	-	-	-	-
	GBP	9.17	9,024	1.91	1,920
	EURO	25.98	29,043	14.62	17,361

Amount payable on account of ECB Borrowings :

Particulars	Currency	As on 31.03.2023		As on 31.03.2022	
		Rs. In Lakhs	Amount in FC	Rs. In Lakhs	Amount in FC
ECB and Accrued interest	US \$	59,899.03	72,896,471	59,472.24	78,467,184

43 CONTINGENT LIABILITIES AND COMMITMENTS (to the extent not provided for)

[Rs. in Lakhs]

Particulars	Year ended 31.03.2023	Year ended 31.03.2022
(i) Contingent Liabilities		
(a) Claims against the Company not acknowledged as debt	18,674.68	19,978.46
(b) Various pending cases before Labour court and Industrial Tribunal	Not ascertainable	Not ascertainable
(c) Disputed Sales Tax liability [Including Purchase Tax Liability (2000-01 to 2005-06)]	21,085.14	21,085.14
(d) Disputed Excise Duty liability	3,191.55	3,190.02
(e) Disputed Service Tax liability	602.82	706.29
(f) Disputed Income Tax liability (excluding interest) :		
(i) Pending Before Appellate Authorities in respect of which the Company is in appeal	949.38	1,098.91
(ii) Decided in Company's favour by Appellate Authorities and Department is in further appeal	15,306.88	13,086.28
	59,810.45	59,145.10
In respect of above matters, future cash outflows in respect of contingent liabilities are determinable only on receipt of judgements pending at various forums / authorities.		
(g) Guarantees given by the Company's Bankers for various purposes are	18,508.70	12,316.45
Total (i)	78,319.15	71,461.55
(ii) Commitments		
(a) Estimated amount of contracts remaining to be executed on capital account and not provided for	11,541.78	39,502.67
Total (ii)	11,541.78	39,502.67
Total	89,860.93	110,964.22

NOTES TO THE STANDALONE FINANCIAL STATEMENTS

- 44** The Company's operations fall under single segment namely "Chemicals" hence no separate disclosure of segment reporting is required to be made as required under Ind AS 108 'Operating Segments'.

All non Current assets are located in the company's country of domicile.

One customer (PY: One Customer) individually contribute more than 10% of entity's revenues. The total revenue from such entity is Rs. 76,154 Lakhs (P.Y. Rs. 53,415 Lakhs)

45 CORPORATE SOCIAL RESPONSIBILITIES (CSR)

Details of Corporate Social Responsibility (CSR) expenditure

[Rs. in Lakhs]

Sr. No.	Particulars	31-Mar-23	31-Mar-22
1	Amount required to be spent by the company during the year	1,014.03	1,154.96
2	Amount of expenditure incurred	745.20	552.00
3	Shortfall / (Excess) at the end of the year (1-2)	268.83	602.96
4	Total of previous years shortfall / (Excess)	-	-
5	Reason for shortfall	The amount of shortfall is pertaining to Ongoing CSR activities and will be utilised for the same in three Financial Years i.e. FY 2023-24 onwards.	The amount of shortfall is pertaining to Ongoing CSR activities and will be utilised for the same in three Financial Years i.e. FY 2022-23 onwards.
6	Nature of CSR activities	Promoting Education, Special Children Interventions, Health, Nutrition and Sanitation Interventions, Promotion of Art, Culture and Heritage including other CSR activities mentioned under Schedule VII of the Companies Act, 2013.	

Details of ongoing project and other than ongoing project#

[Rs. in Lakhs]

Year	In case of Section 135(6) (Ongoing Project)								
	Opening Balance		Transferred during the year		Amount required to be spent during the year	Amount spent during the year		Closing Balance	
	With Company	In Separate CSR Unspent A/c	With Company	In Separate CSR Unspent A/c		From Company's bank A/c	From Separate CSR Unspent A/c	With Company	In Separate CSR Unspent A/c
2022-23##	602.00	-	(602.96)	602.96	1,014.03	745.20	172.39	268.83	430.57
2021-22 #	-	-			1,154.96	552.00	-	602.96	-

As at March 31, 2022, Rs. 602.96 lacs (refer note no. 23) towards unspent CSR amount for various ongoing projects is transferred to separate bank account within 30 days from close of financial year.

As at March 31, 2023, Rs. 268.83 lacs (refer note no. 23) towards unspent CSR amount for various ongoing projects is transferred to separate bank account within 30 days from close of financial year.

NOTES TO THE STANDALONE FINANCIAL STATEMENTS

[Rs. in Lakhs]

Year	In case of Section 135(5) (Other than ongoing project)				
	Opening Balance	Amount deposited in Specified Fund of Schedule VII within 6 months	Amount required to be spent during the year	Amount spent during the year	Closing Balance
2022-23	-	-	-	-	-
2021-22	-	-	-	-	-

46 RATIOS

Particulars	Formula	31-Mar-23	31-Mar-22	% Variance	Reason for variance
		Ratio	Ratio		
Current ratio (Times)	Current assets/ Current liabilities	1.68	1.49	12.75	-
Debt-equity ratio (Times)	Total debt/ Shareholder's Equity	0.12	0.13	(7.69)	-
Debt service coverage ratio (Times)	Earnings available for debt service/ Debt Service	6.22	14.73	(57.77)	Due to repayment of ECB, increase in debt service during the year.
Return on equity ratio (%)	[Net Profits after taxes – Preference Dividend (if any)]/ Average Shareholder's Equity	12.00	12.97	(0.97)	-
Inventory turnover ratio (Times)	Cost of goods sold / Average Inventory	7.85	9.10	(13.74)	-
Trade receivables turnover ratio (Times)	Net Credit Sales/ Average Accounts Receivable	14.99	12.45	20.40	-
Trade payables turnover ratio (Times)	Net Credit Purchases/ Average Trade Payables	7.42	8.04	(7.71)	-
Net capital turnover ratio (Times)	Net Sales/ Working Capital	9.48	8.81	7.60	-
Net profit ratio (%)	Net Profit/ Net Sales	13.08	15.26	(2.18)	-
Return on capital employed (%)	Earning before interest and taxes/ Capital Employed	14.45	15.15	(0.70)	-
Return on investment (%)	Total Comprehensive Income / Net Worth	9.56	12.79	(3.23)	-

47 OTHER STATUTORY INFORMATION

47.1 The Company does not have any Immovable Property whose title deeds are not held in the name of the Company.

47.2 The Company does not have any Benami property, where any proceeding has been initiated or pending against the Company for holding any Benami property.

- 47.3 The Company has utilised funds raised from issue of securities or borrowings from banks and financial institutions for the specific purposes for which they were issued/taken.
- 47.4 Quarterly return/statement of current assets filed by the company with bank are in agreement with the books of accounts.
- 47.5 The Company has not been declared as a wilful defaulter by any lender who has powers to declare a company as a wilful defaulter at any time during the financial year or after the end of reporting period but before the date when financial statements are approved.
- 47.6 The Company has not advanced or loaned or invested funds to any other person(s) or entity(ies), including foreign entities (Intermediaries) with the understanding that the Intermediary shall:
- 47.6(a) directly or indirectly lend or invest in other persons or entities identified in any manner whatsoever by or on behalf of the company (Ultimate Beneficiaries) or
- 47.6(b) provide any guarantee, security or the like to or on behalf of the Ultimate Beneficiaries.
- 47.7 The Company has not received any fund from any person(s) or entity(ies), including foreign entities (Funding Party) with the understanding (whether recorded in writing or otherwise) that the Company shall:
- 47.7(a) directly or indirectly lend or invest in other persons or entities identified in any manner whatsoever by or on behalf of the Funding Party (Ultimate Beneficiaries) or
- 47.7(b) provide any guarantee, security or the like on behalf of the Ultimate Beneficiaries.
- 47.8 On the basis of information available, the Company does not have any transactions with struck-off companies.
- 47.9 The Company does not have any transaction which is not recorded in the books of accounts but has been surrendered or disclosed as income during the year in the tax assessments under the Income Tax Act, 1961 (such as, search or survey or any other relevant provisions of the Income Tax Act, 1961).
- 47.10 The Company has not traded or invested in Crypto currency or Virtual Currency during the financial year.
- 47.11 The Company has complied with the number of layers prescribed under clause (87) of section 2 of the Companies Act, 2013 read with Companies (Restriction on number of Layers) Rules, 2017.
- 47.12 The Company does not have any charges or satisfaction which is yet to be registered with the Registrar of Companies (ROC) beyond the statutory period.
- 48** Previous Year's figures have been regrouped / rearranged wherever necessary to correspond with current year's presentation.

49 Approval of Financial Statements

The financial statements are approved for issue by the Board of Directors on 22nd May, 2023.

As per our attached Report of even date.

For and on behalf of the Board

For **K. C. Mehta & Co LLP**
Chartered Accountants
Firm Reg. No. : 106237W/W100829

Swaroop P. IAS
Managing Director
DIN No. : 08103838

Raj Kumar, IAS
Chairman
DIN No. : 00294527

Vishal P. Doshi
Partner
Membership No. 101533

Vinayak Kudtarkar
General Manager (Finance) &
Chief Financial Officer

S. S. Bhatt
Company Secretary &
Chief General Manager
(Legal & CC)

Place : Vadodara
Date : 22nd May, 2023

Place : Gandhinagar
Date : 22nd May, 2023



INDEPENDENT AUDITORS' REPORT

**To The Members of
Gujarat Alkalies and Chemicals Limited**

Report on the Audit of the Consolidated financial statements

Opinion

We have audited the accompanying Consolidated financial statements of **Gujarat Alkalies and Chemicals Limited** ("the Company") and its jointly controlled entity which comprise the Consolidated Balance Sheet as at March 31, 2023, the Consolidated Statement of Profit and Loss including other comprehensive income, the Consolidated Statement of Changes in Equity and the Consolidated Statement of Cash Flows for the year then ended, and notes to the Consolidated financial statements, including a summary of significant accounting policies and other explanatory information (hereinafter referred to as "the consolidated financial statements")

In our opinion and to the best of our information and according to the explanations given to us and based on the consideration of report on separate financial statements and on the other financial information of the jointly controlled entity as referred to in the "Other Matter" paragraph, the aforesaid consolidated financial statements give the information required by the Companies Act, 2013 ("the Act") in the manner so required and give a true and fair view in conformity with the Indian Accounting Standards specified under section 133 of the Act read with the Companies (Indian Accounting Standards) Rules, 2015, as amended, ('Ind AS') and other accounting principles generally accepted in India, of the consolidated state of affairs of the Company and its jointly controlled entity as at March 31, 2023,

of consolidated total comprehensive income (comprising of profit and other comprehensive income), consolidated changes in equity and their consolidated cash flows for the year ended on that date.

Basis for Opinion

We conducted our audit of the Consolidated financial statements in accordance with the Standards on Auditing (SAs) specified under section 143(10) of the Act. Our responsibilities under those Standards are further described in the Auditors' Responsibilities for the Audit of the Consolidated financial statements section of our report. We are independent of the Company and its jointly controlled entity in accordance with the Code of Ethics issued by the Institute of Chartered Accountants of India together with the ethical requirements that are relevant to our audit of the Consolidated financial statements under the provisions of the Act and the Rules made thereunder, and we have fulfilled our other ethical responsibilities in accordance with these requirements and the Code of Ethics. We believe that the audit evidence we have obtained is sufficient and appropriate to provide a basis for our audit opinion on the consolidated financial statements.

Key Audit Matters

Key audit matters are those matters that, in our professional judgment, were of most significance in our audit of these Consolidated financial statements of the current period. These matters were addressed in the context of our audit of the Consolidated financial statements as a whole, and in forming our opinion thereon, and we do not provide a separate opinion on these matters. We have determined the matters described below to be the key audit matters to be communicated in our report.

Sr. No.	Key Audit Matter	How our audit addressed the Key Audit Matter
1	<p><u>Valuation of Investments (Unquoted) (Refer note 6 and 37.9.1 to the Consolidated financial statements)</u></p> <p>Investments in Equity and other Securities Instruments (Unquoted) aggregates a significant amount of the Company's total assets as at March 31, 2023. The Company measures its investments in Equity Instruments (Unquoted) at Fair Value through Other Comprehensive Income and its investment in other Securities Instruments (Unquoted) at fair value through Profit and Loss as at the Balance Sheet date. Fair value is determined using valuation approach / methodology for which significant inputs are unobservable inputs (Level 3 inputs).</p>	<p><u>Principal Audit Procedures</u></p> <p>Our audit procedures included:</p> <ol style="list-style-type: none"> 1) Evaluated and tested the design and operating effectiveness of the key controls implemented by the Company with respect to the valuation of Investments in Equity and other Securities instruments (unquoted), inter alia controls around: <ol style="list-style-type: none"> a) periodic review by management of the risks of the valuation approach/ methodology; b) Examination of unobservable inputs; c) selection and competence evaluation of external valuer;

Sr. No.	Key Audit Matter	How our audit addressed the Key Audit Matter
	The valuation approach / methodology adopted by the management in certain cases are single valuation methods and, in some cases, multiple valuation approaches, and hence involve significant judgment as regards the methods and inputs used.	Conclusion: Based on the procedures described above, we did not identify any material exceptions to the management's assertions and treatment, presentation, and disclosure of the subject matter in Consolidated financial statements.

Information Other than the Consolidated Financial Statements and Auditors' Report Thereon

The Company's Board of Directors is responsible for the preparation of the other information. The other information comprises the information included in the Board's Report including Annexures to Board's Report, Management Discussion and Analysis, Corporate Governance Report, Business Responsibility and Sustainability Report and Shareholder's Information but does not include the Consolidated financial statements and our auditors' report thereon. The above-referred information is expected to be made available to us after the date of this audit report.

Our opinion on the Consolidated financial statements does not cover the other information and we do not express any form of assurance conclusion thereon.

In connection with our audit of the Consolidated financial statements, our responsibility is to read the other information identified above and, in doing so, consider whether the other information is materially inconsistent with the Consolidated financial statements or our knowledge obtained in the audit or otherwise appears to be materially misstated.

When we read the information, if we conclude that there is a material misstatement therein, we are required to communicate the matter to those charged with governance and take appropriate actions necessitated by the circumstances and the applicable laws and regulations.

Responsibilities of Management and Those Charged with Governance for the Consolidated financial statements

The Company's Board of Directors is responsible for the matters stated in section 134(5) of the Act with respect to the presentation and preparation of these Consolidated financial statements that give a true and fair view of the consolidated financial position, consolidated financial performance, consolidated total comprehensive income, consolidated changes in equity and consolidated cash flows of the Company and its jointly controlled entity in accordance with the accounting principles generally accepted in India, including the Indian Accounting Standards (Ind AS) specified under section 133 of the Act.

The Board of Directors of the company are responsible for maintenance of adequate accounting records in accordance with the provisions of the Act for safeguarding of the assets of the Company and for preventing and detecting frauds and other irregularities; the selection and application of appropriate accounting policies; making judgments and estimates that are reasonable and prudent; and design, implementation and maintenance of adequate internal financial controls, that were operating effectively for ensuring accuracy and completeness of the accounting records, relevant to the preparation and presentation of the consolidated financial statements that give a true and fair view and are free from material misstatement, whether due to fraud or error,

which have been used for the purpose of preparation of the consolidated financial statements by the Directors of the Company, as aforesaid.

In preparing the consolidated financial statements, the respective Board of Directors of the Company are responsible for assessing the ability of the Company and its jointly controlled entity to continue as a going concern, disclosing, as applicable, matters related to going concern and using the going concern basis of accounting unless management either intends to liquidate the Company/jointly controlled entity or to cease operations, or has no realistic alternative but to do so

The respective Board of Directors of the companies are also responsible for overseeing the financial reporting process of the Company and its jointly controlled entity.

Auditors' Responsibilities for the Audit of the Consolidated financial statements

Our objectives are to obtain reasonable assurance about whether the consolidated financial statements as a whole are free from material misstatement, whether due to fraud or error, and to issue an auditors' report that includes our opinion. Reasonable assurance is a high level of assurance but is not a guarantee that an audit conducted in accordance with SAs will always detect a material misstatement when it exists. Misstatements can arise from fraud or error and are considered material if, individually or in the aggregate, they could reasonably be expected to influence the economic decisions of users taken on the basis of these consolidated financial statements.

As part of an audit in accordance with SAs, we exercise professional judgment and maintain professional skepticism throughout the audit. We also:

- Identify and assess the risks of material misstatement of the Consolidated financial statements, whether due to fraud or error, design and perform audit procedures responsive to those risks, and obtain audit evidence that is sufficient and appropriate to provide a basis for our opinion. The risk of not detecting a material misstatement resulting from fraud is higher than for one resulting from error, as fraud may involve collusion, forgery, intentional omissions, misrepresentations, or the override of internal control.
- Obtain an understanding of internal control relevant to the audit in order to design audit procedures that are appropriate in the circumstances. Under section 143(3)(i) of the Act, we are also responsible for expressing our opinion on whether the Company and its jointly controlled entity incorporated in India have adequate internal financial controls with reference to Consolidated financial statements in place and the operating effectiveness of such controls.

- Evaluate the appropriateness of accounting policies used and the reasonableness of accounting estimates and related disclosures made by management.
- Conclude on the appropriateness of management's use of the going concern basis of accounting and, based on the audit evidence obtained, whether a material uncertainty exists related to events or conditions that may cast significant doubt on the Company's ability to continue as a going concern. If we conclude that a material uncertainty exists, we are required to draw attention in our auditors' report to the related disclosures in the Consolidated financial statements or, if such disclosures are inadequate, to modify our opinion. Our conclusions are based on the audit evidence obtained up to the date of our auditors' report. However, future events or conditions may cause the Company to cease to continue as a going concern.
- Evaluate the overall presentation, structure and content of the Consolidated financial statements, including the disclosures, and whether the Consolidated financial statements represent the underlying transactions and events in a manner that achieves fair presentation.
- Obtain sufficient appropriate audit evidence regarding the financial information of the entities or business activities of the Company and its jointly controlled entity, to express an opinion on the consolidated financial statements. We are responsible for the direction, supervision and performance of the audit of the consolidated financial statements of entities included in the consolidated financial statements of which we are the independent auditor.

We communicate with those charged with governance regarding, among other matters, the planned scope and timing of the audit and significant audit findings, including any significant deficiencies in internal control that we identify during our audit.

We also provide those charged with governance with a statement that we have complied with relevant ethical requirements regarding independence, and to communicate with them all relationships and other matters that may reasonably be thought to bear on our independence, and where applicable, related safeguards.

From the matters communicated with those charged with governance, we determine those matters that were of most significance in the audit of the consolidated financial statements of the current period and are therefore the key audit matters. We describe these matters in our auditors' report unless law or regulation precludes public disclosure about the matters or when, in extremely rare circumstances, we determine that a matter should not be communicated in our report because the adverse consequences of doing so would reasonably be expected to outweigh the public interest benefits of such communication.

Other Matter

The Consolidated annual financial statements include the Company's proportionate share in assets Rs. 24,275.82 lakhs as at March 31, 2023, and share of net loss after tax of Rs. 16,608.67 lakhs for the year ended March 31, 2023 and total comprehensive loss of Rs. 16,608.67 lakhs for the year ended March 31, 2023 relating to its

Jointly controlled entity, as considered in the Consolidated financial statements, whose financial statements have been audited by us.

Report on Other Legal and Regulatory Requirements

1. As required by Section 143(3) of the Act based on our audit and on the consideration of report on separate financial statements and on the other financial information of jointly controlled entity, as noted in "Other Matter" above, we report that:
 - a. we have sought and obtained all the information and explanations which to the best of our knowledge and belief were necessary for the purposes of our audit of the aforesaid Consolidated financial statements;
 - b. in our opinion, proper books of account as required by law relating to preparation of the aforesaid Consolidated financial statements have been kept by the Company so far as it appears from our examination of those books;
 - c. the Consolidated Balance Sheet, the Consolidated Statement of Profit and Loss including other comprehensive income, the Consolidated Statement of Changes in Equity and the Statement of Cash Flows dealt with by this Report are in agreement with the books of account and records maintained for the purpose of preparation of the Consolidated financial statements;
 - d. in our opinion, the aforesaid Consolidated financial statements comply with the Ind AS specified under Section 133 of the Act;
 - e. On the basis of the written representations received from the directors as on March 31, 2023 and taken on record by the Board of Directors of the Company and the audit report of the jointly controlled entity incorporated in India, none of the directors of the Company and its jointly controlled entity is disqualified as on March 31, 2023, from being appointed as a director in terms of Section 164(2) of the Act;
 - f. with respect to the adequacy of the internal financial controls with reference to Consolidated financial statements of the Company and its jointly controlled entity and the operating effectiveness of such controls, refer to our separate report in Annexure "A";
 - g. with respect to the other matters to be included in the Auditors' Report in accordance with the requirements of section 197(16) of the Act, as amended:

In our opinion and to the best of our information and according to the explanations given to us, the remuneration paid by the Company and its jointly controlled entity incorporated in India to whom section 197 is applicable, to its directors during the year is in accordance with the provisions of section 197 of the Act; and
 - h. with respect to the other matters to be included in the Auditors' Report in accordance with Rule 11 of with respect to the Companies (Audit and Auditors) Rules, 2014, in our opinion and to the

best of our information and according to the explanations given to us:

- i. the Company has disclosed the impact of pending litigations on its financial position in its Consolidated financial statements – refer note 43 to the Consolidated financial statements;
 - ii. the Company did not have any long-term contracts including derivative contracts for which there were material foreseeable losses as at March 31, 2023;
 - iii. there has been no delay in transferring amounts, required to be transferred, to the Investor Education and Protection Fund by the Company.
 - iv. (a) the respective managements of the Company and its jointly controlled entity incorporated in India has represented that, to the best of its knowledge and belief, no funds have been advanced or loaned or invested (either from borrowed funds or share premium or any other sources or kind of funds) by the Company or its jointly controlled entity to or in any other person(s) or entity(ies), including foreign entities (“Intermediaries”), with the understanding, whether recorded in writing or otherwise, that the Intermediary shall, whether, directly or indirectly lend or invest in other persons or entities identified in any manner whatsoever by or on behalf of the company (“Ultimate Beneficiaries”) or provide any guarantee, security or the like on behalf of the Ultimate Beneficiaries;
 - (b) the respective management of the Company and its jointly controlled entity incorporated in India has represented, that, to the best of its knowledge and belief, no funds have been received by the company or its jointly controlled entity from any person(s) or entity(ies), including foreign entities (“Funding Parties”), with the understanding, whether recorded in writing or otherwise, that the company or its jointly controlled entity shall, whether, directly or indirectly, lend or invest in other persons or entities identified in any manner whatsoever by or on behalf of the Funding Party (“Ultimate Beneficiaries”) or provide any guarantee, security or the like on behalf of the Ultimate Beneficiaries; and
 - (c) Based on the audit procedures that have been considered reasonable and appropriate in the circumstances, nothing has come to our notice that has caused us to believe that the representations under sub-clause (i) and (ii) of Rule 11(e), as provided under (a) and (b) above,
- v. As stated in Note 15(v) to the Consolidated financial statements
 - (a) The final dividend proposed in the previous year, declared and paid by the Company during the year is in accordance with section 123 of the Act, as applicable;
 - (b) The Board of Directors of the Company has proposed final dividend for the year which is subject to the approval of the members at the ensuing Annual General Meeting. The dividend declared is in accordance with section 123 of the Act to the extent it applies to declaration of dividend.
 - vi. Proviso to Rule 3(1) of the Companies (Accounts) Rules, 2014 for maintaining books of account using accounting software which has a feature of recording audit trail (edit log) is applicable to the Company and its jointly controlled entity from Financial Year beginning on or after April 1, 2023, and accordingly, reporting under Rule 11(g) of Companies (Audit and Auditors) Rules, 2014 is not applicable for the financial year 2022-2023.
2. With respect to the matters specified in paragraph 3(xxi) and 4 of the Companies (Auditor’s Report) Order, 2020 (the “Order”/ “CARO”) issued by the Central Government in terms of Section 143(11) of the Act, to be included in the Auditor’s report, according to the information and explanations given to us, and based on the CARO report issued by us on the Company and also on its jointly controlled entity included in these consolidated financial statements, to which reporting under CARO is applicable, we report that there are no qualifications or adverse remarks in these CARO reports except as stated below:

Sr. No	Name	CIN	Company / Jointly controlled entity	Clause number of the CARO report which is qualified or adverse
1	GACL-NALCO Alkalies and Chemicals Private Limited	U24100G-J2015PTC085247	Jointly controlled entity	3(ii)(b)

For **K. C. Mehta & Co LLP**
Chartered Accountants
Firm Reg. No. : 106237W/W100829

Vishal P. Doshi
Partner

Place: Vadodara
Date: May 22, 2023

Membership No. 101533
UDIN: 23101533BGSTCV4126

ANNEXURE “A” TO THE INDEPENDENT AUDITORS’ REPORT

(Referred to in paragraph 2(f) under ‘Report on Other Legal and Regulatory Requirements’ section of our report to the Members of Gujarat Alkalies and Chemicals Limited on the Consolidated financial statements of even date)

Report on the Internal Financial Controls with reference to Consolidated financial statements under Clause (i) of Sub-section 3 of Section 143 of the Act.

We have audited the internal financial controls with reference to Consolidated financial statements of **Gujarat Alkalies and Chemicals Limited** (“the Company”) and its jointly controlled entity as of March 31, 2023, in conjunction with our audit of the Consolidated financial statements of the Company for the year ended on that date.

Management’s Responsibility for Internal Financial Controls

The respective Board of Directors of the Company and its jointly controlled entity which are companies incorporated in India are responsible for establishing and maintaining internal financial controls based on the internal control over financial reporting criteria established by the Company considering the essential components of internal control stated in the Guidance Note on Audit of Internal Financial Controls over Financial Reporting issued by the Institute of Chartered Accountants of India (“ICAI”). These responsibilities include the design, implementation and maintenance of adequate internal financial controls that were operating effectively for ensuring the orderly and efficient conduct of its business, including adherence to company’s policies, the safeguarding of its assets, the prevention and detection of frauds and errors, the accuracy and completeness of the accounting records, and the timely preparation of reliable financial information, as required under the Act.

Auditors’ Responsibility

Our responsibility is to express an opinion on the Company’s and its jointly controlled entity’s internal financial controls with reference to Consolidated financial statements based on our audit. We conducted our audit in accordance with the Guidance Note on Audit of Internal Financial Controls over Financial Reporting (the, “Guidance note”) and the Standards on Auditing, issued by ICAI and deemed to be prescribed under section 143(10) of the Companies Act, to the extent applicable to an audit of internal financial controls, both applicable to an audit of Internal Financial Controls and, both issued by the ICAI. Those Standards and the Guidance Note require that we comply with ethical requirements and plan and perform the audit to obtain reasonable assurance about whether adequate internal financial controls with reference to Consolidated financial statements were established and maintained and if such controls operated effectively in all material respects.

Our audit involves performing procedures to obtain audit evidence about the adequacy of the internal financial controls with reference to Consolidated financial statements and their operating effectiveness. Our audit of internal financial controls with reference to Consolidated financial statements included obtaining an understanding of internal financial controls with reference to Consolidated financial statements, assessing the risk that a material weakness exists, and testing and evaluating the design and operating effectiveness of internal control based on the assessed risk. The procedures selected depend on the auditors’ judgement, including the assessment of the risks of material misstatement of the Consolidated financial statements, whether due to fraud or error.

We believe that the audit evidence we have obtained is sufficient and appropriate to provide a basis for our audit opinion on the internal financial controls with reference to Consolidated financial statements.

Meaning of Internal Financial Controls with reference to consolidated financial statements

A Company’s internal financial controls with reference to consolidated financial statements is a process designed to provide reasonable assurance regarding the reliability of financial reporting and the preparation of financial statements for external purposes in accordance with generally accepted accounting principles. A Company’s internal financial controls with reference to financial statements includes those policies and procedures that (1) pertain to the maintenance of records that, in reasonable detail, accurately and fairly reflect the transactions and dispositions of the assets of the Company; (2) provide reasonable assurance that transactions are recorded as necessary to permit preparation of financial statements in accordance with generally accepted accounting principles, and that receipts and expenditures of the Company are being made only in accordance with authorizations of management and directors of the Company; and (3) provide reasonable assurance regarding prevention or timely detection of unauthorized acquisition, use, or disposition of the Company’s assets that could have a material effect on the financial statements.

Inherent Limitations of Internal Financial Controls with reference to Consolidated financial statements

Because of the inherent limitations of internal financial controls with reference to Consolidated financial statements, including the possibility of collusion or improper management override of controls, material misstatements due to error or fraud may occur and not be detected. Also, projections of any evaluation of the internal financial controls with



reference to Consolidated financial statements to future periods are subject to the risk that the internal financial control with reference to Consolidated financial statements may become inadequate because of changes in conditions, or that the degree of compliance with the policies or procedures may deteriorate.

Opinion

In our opinion, the Company and its jointly controlled entity which are companies incorporated in India have, in all material respects, adequate internal financial controls with reference to Consolidated financial statements in place and such internal financial controls with reference to Consolidated financial statements were operating effectively as at March 31, 2023, based on the internal control over financial reporting criteria established by the

Company considering the essential components of internal control stated in the Guidance Note on Audit of Internal Financial Controls over Financial Reporting issued by the Institute of Chartered Accountants of India.

For **K. C. Mehta & Co LLP**
Chartered Accountants
Firm Reg. No. : 106237W/W100829

Vishal P. Doshi
Partner

Place: Vadodara
Date: May 22, 2023

Membership No. 101533
UDIN: 23101533BGSTCV4126

**CONSOLIDATED BALANCE SHEET AS AT 31ST MARCH, 2023**

[Rs. in Lakhs]

Particulars	Note No.	As at 31.03.2023	As at 31.03.2022
I ASSETS			
(1) Non-current assets			
(a) Property, Plant and Equipment	3	415,093.23	260,226.79
(b) Right of use asset	3	9,526.26	9,493.11
(c) Capital work-in-progress	3	54,396.98	178,735.04
(d) Other Intangible assets	4	340.83	444.85
(e) Financial Assets			
(i) Investments			
(a) Investment in Joint Venture	5	24,275.82	40,884.49
(b) Other Investments	6	156,753.74	167,801.13
(ii) Loans	7	48.95	70.87
(iii) Other Financial assets	8	2,293.71	2,468.93
(f) Non-Current Tax Assets (Net)	9	18,819.97	17,164.13
(g) Other non-current assets	10	10,949.47	11,048.81
Total Non - current assets		692,498.96	688,338.15
(2) Current assets			
(a) Inventories	11	46,072.51	35,313.69
(b) Financial Assets			
(i) Other Investments	6	2,065.57	2,273.30
(ii) Trade receivables	12	28,456.31	30,264.19
(iii) Cash and cash equivalents	13	45,554.38	29,771.28
(iv) Bank balance other than (iii) above	14	2,736.93	191.12
(v) Loans	7	5,061.94	5,121.81
(vi) Other Financial assets	8	4,525.98	1,559.83
(c) Other current assets	10	6,502.25	4,908.72
Total Current assets		140,975.87	109,403.94
TOTAL ASSETS		833,474.83	797,742.09
General Information	1		
Significant Accounting Policies	2		

See accompanying notes forming part of financial statements.

3-49

As per our attached Report of even date.

For and on behalf of the BoardFor **K. C. Mehta & Co LLP**

Chartered Accountants

Firm Reg. No. : 106237W/W100829

Swaroop P. IAS

Managing Director

DIN No. : 08103838

Raj Kumar, IAS

Chairman

DIN No. : 00294527

Vishal P. Doshi

Partner

Membership No. 101533

Vinayak Kudtarkar

General Manager (Finance) &

Chief Financial Officer

S. S. Bhatt

Company Secretary &

Chief General Manager

(Legal & CC)

Place : Vadodara

Date : 22nd May, 2023

Place : Gandhinagar

Date : 22nd May, 2023

CONSOLIDATED BALANCE SHEET AS AT 31ST MARCH, 2023 (Contd.)

[Rs. in Lakhs]

Particulars	Note No.	As at 31.03.2023	As at 31.03.2022
II EQUITY AND LIABILITIES			
(1) EQUITY			
(a) Equity Share capital	15	7,343.84	7,343.84
(b) Other Equity	16	606,578.15	582,585.92
Total Equity		613,921.99	589,929.76
(2) LIABILITIES			
Non-current liabilities			
(a) Financial Liabilities			
(i) Borrowings	17	45,885.92	54,896.22
(ii) Lease Liabilities	18	66.29	67.24
(b) Provisions	19	13,247.44	14,901.52
(c) Deferred tax liabilities (Net)	20	76,368.18	64,438.40
Total Non-current liabilities		135,567.83	134,303.38
Current Liabilities			
(a) Financial Liabilities			
(i) Borrowings	17	13,695.00	4,437.45
(ii) Lease Liabilities	18	6.04	6.11
(iii) Trade payables			
(a) Total outstanding dues of micro enterprises and small enterprises	21	3,911.11	2,632.39
(b) Total outstanding dues of creditors other than micro enterprises and small enterprises	21	45,472.35	32,645.68
(iv) Other financial liabilities	22	11,066.37	22,877.02
(b) Other current liabilities	23	7,353.95	7,078.75
(c) Provisions	19	1,477.67	1,763.11
(d) Current Tax Liabilities (Net)	9	1,002.52	2,068.44
Total Current Liabilities		83,985.01	73,508.95
Total Liabilities		219,552.84	207,812.33
TOTAL EQUITY AND LIABILITIES		833,474.83	797,742.09
General Information	1		
Significant Accounting Policies	2		

See accompanying notes forming part of financial statements.

3-49

As per our attached Report of even date.

For and on behalf of the Board

For **K. C. Mehta & Co LLP**
Chartered Accountants
Firm Reg. No. : 106237W/W100829

Swaroop P. IAS
Managing Director
DIN No. : 08103838

Raj Kumar, IAS
Chairman
DIN No. : 00294527

Vishal P. Doshi
Partner
Membership No. 101533

Vinayak Kudtarkar
General Manager (Finance) &
Chief Financial Officer

S. S. Bhatt
Company Secretary &
Chief General Manager
(Legal & CC)

Place : Vadodara
Date : 22nd May, 2023

Place : Gandhinagar
Date : 22nd May, 2023



CONSOLIDATED STATEMENT OF PROFIT AND LOSS FOR THE YEAR ENDED 31ST MARCH, 2023

[Rs. in Lakhs]

Particulars	Note No.	Year Ended 31.03.2023	Year Ended 31.03.2022
I. Revenue from operations	24	451,650.06	375,873.59
II. Other Income	25	4,215.18	4,638.98
III. Total Income (I + II)		455,865.24	380,512.57
IV. Expenses:			
Cost of materials consumed	26	150,783.92	127,854.17
Purchase of Stock-in-Trade		1,858.80	513.14
Changes in inventories of finished goods, stock-in-trade and work-in-progress	27	(1,692.71)	(306.34)
Employee benefits expense	28	25,239.70	27,193.41
Finance costs	29	1,946.24	614.63
Depreciation and amortisation expense	30	27,608.80	19,778.39
Impairment losses		-	-
Power, Fuel & Other Utilities	31	111,843.89	73,904.94
Other expenses	32	52,157.50	48,097.28
Total Expenses		369,746.14	297,649.62
V. Share of Profit / (Loss) of Joint Venture		(16,608.67)	(221.74)
VI. Profit before Tax (III - IV + V)		69,510.43	82,641.21
VII. Tax expense	33		
(a) Current tax		15,120.63	26,946.97
(b) Deferred tax		12,818.34	(456.44)
(c) Net Tax Adjustment of earlier year		609.74	174.35
		28,548.71	26,664.88
VIII. Profit for the year (VI - VII)		40,961.72	55,976.33
IX. Other Comprehensive Income			
Items that will not be reclassified to profit or loss			
Remeasurement of Defined Benefits Plans - Gratuity		533.03	(2,157.80)
Deferred Tax Assets / (liabilities) on Remeasurement of Defined Benefits Plans - Gratuity		(186.26)	754.02
Fair Value of Equity Instruments - FVTOCI		(11,047.39)	4,809.78
Deferred Tax Assets / (liabilities) on Fair Value of Equity Instruments - FVTOCI		1,074.82	(1,042.71)
Total Other Comprehensive Income (IX)		(9,625.80)	2,363.29
X. Total Comprehensive Income (VIII + IX)		31,335.92	58,339.62
XI. Earning per equity share (face value Rs.10/-each):	34		
(1) Basic (Rs.)		55.78	76.22
(2) Diluted (Rs.)		55.78	76.22
General Information	1		
Significant Accounting Policies	2		

See accompanying notes forming part of financial statements.

3-49

As per our attached Report of even date.

For and on behalf of the Board

For **K. C. Mehta & Co LLP**
Chartered Accountants
Firm Reg. No. : 106237W/W100829

Swaroop P. IAS
Managing Director
DIN No. : 08103838

Raj Kumar, IAS
Chairman
DIN No. : 00294527

Vishal P. Doshi
Partner
Membership No. 101533

Vinayak Kudtarkar
General Manager (Finance) &
Chief Financial Officer

S. S. Bhatt
Company Secretary &
Chief General Manager
(Legal & CC)

Place : Vadodara
Date : 22nd May, 2023

Place : Gandhinagar
Date : 22nd May, 2023

CONSOLIDATED STATEMENT OF CASH FLOW FOR THE YEAR ENDED 31ST MARCH, 2023

[Rs. in Lakhs]

Particulars	2022-23	2021-22
A Cash Flow from Operating Activities	95,997.50	73,483.16
B Cash Flow from Investing Activities	(66,085.81)	(80,543.47)
C Cash Flow from Financing Activities	(14,025.82)	1,174.42
D Effect of unrealised exchange differences on translation of foreign currency cash and cash equivalents	(102.77)	136.23
E Cash and Cash Equivalents at the beginning of the year	29,771.28	35,520.94
F Cash and Cash Equivalents at the end of the year	45,554.38	29,771.28
G Total Cash Flow During the year (A+B+C+D) or (F-E)	15,783.10	(5,749.66)
A CASH FLOW FROM OPERATING ACTIVITIES :		
Net Profit / (Loss) Before Tax	69,510.43	82,641.21
Adjustments For :		
Addition / (Deduction)		
Share of (Profit) / Loss in Joint Venture	16,608.67	221.74
Depreciation and Amortisation Expenses	27,608.80	19,778.39
Interest Income	(1,929.52)	(1,694.33)
Dividend Received	(1,880.40)	(1,918.93)
Interest Expense	1,946.24	614.63
Net (Profit) / Loss on Sale of Property Plant & Equipment	6.79	40.94
Net (Gain) / Loss arising from Financial Assets designated as FVTPL	(290.12)	(962.56)
Unrealised foreign exchange (gain)/loss	3,529.16	22.46
Allowances for Expected credit loss	(41.02)	31.93
Provision for Gratuity/Leave	(2,474.46)	2,189.95
Provision / Written off for Stores and Spares	480.00	805.36
Sub Total	43,564.14	19,129.58
Operating Profit Before changes in assets/ (liabilities)	113,074.57	101,770.79
Decrease or (Increase) in Assets :		
Trade Receivables	1,888.00	(1,441.07)
Loans	81.79	52.08
Other Assets	(922.92)	1,617.98
Other Financial Assets	(2,781.98)	352.79
Inventories	(11,238.82)	(13,546.80)
Increase / (Decrease) in Liabilities :		
Trade Payables and Other Current Liabilities	14,356.70	11,795.08
Provisions	162.74	151.59
Other Financial Liabilities	(170.45)	3,772.17
Cash Generated from Operations Before Tax	114,449.63	104,524.61
Direct Taxes Paid (Net)	(18,452.13)	(31,041.45)
Net Cash Flow generated from Operating Activities : (Total - A)	95,997.50	73,483.16



CONSOLIDATED STATEMENT OF CASH FLOW FOR THE YEAR ENDED 31ST MARCH, 2023 (Contd.)

[Rs. in Lakhs]

Particulars	2022-23	2021-22
B CASH FLOW FROM INVESTING ACTIVITIES :		
Payment for Property Plant & Equipment (Including Capital Work-in-Progress)	(68,306.79)	(90,871.99)
Payment for Intangible Assets	-	(16.21)
Proceeds from disposal of Property Plant & Equipment	22.17	110.50
Proceed from Sale of Investment	497.84	3,832.13
Interest Received	1,920.57	1,983.27
Dividend Received	1,880.40	1,918.93
Proceeds/Payment for Deposit	(2,100.00)	(0.10)
Proceeds/Payment for Inter Corporate Deposits	-	2,500.00
Net Cash generated / (used) in Investment Activities - (Total - B)	(66,085.81)	(80,543.47)
C CASH FLOW FROM FINANCING ACTIVITIES :		
Interest and Finance charges paid	(1,855.52)	(596.47)
Dividend paid	(7,358.89)	(5,889.00)
Unpaid Dividend	15.20	14.05
Increase in Restricted Bank Balances other than Cash & Cash Equivalents	(430.61)	-
Proceeds from Non-Current Borrowings	-	13,812.50
Repayment of Non-Current Borrowings	(4,239.09)	(6,285.07)
Proceeds/Repayment from/of Current Borrowings (Net)	(150.26)	125.05
Repayment of Lease Liabilities	(1.03)	(0.95)
Repayment of Lease Liabilities - Interest	(5.62)	(5.69)
Net Cash generated / (used) in Financing Activities - (Total - C)	(14,025.82)	1,174.42
D Effect of unrealised exchange differences on translation of foreign currency cash and cash equivalents	(102.77)	136.23
E CASH AND CASH EQUIVALENTS AT THE BEGINNING OF THE YEAR :		
Cash and Cheques on Hand	3.61	3.34
Balances with Banks	4,767.67	2,517.60
Balances with Financial Institution	25,000.00	33,000.00
Net Cash and Cash Equivalents at the beginning of the year (Total - E)	29,771.28	35,520.94
F CASH AND CASH EQUIVALENTS AT THE END OF THE YEAR :		
Cash and Cheques on Hand	4.18	3.61
Balances with Banks	6,050.20	4,767.67
Balances with Financial Institution	39,500.00	25,000.00
Net Cash and Cash Equivalents at the end of the year (Total - F)	45,554.38	29,771.28
G TOTAL CASH FLOW DURING THE YEAR (A+B+C+D) OR (F-E)	15,783.10	(5,749.66)

Note :-

- The Cash Flow Statement has been prepared under the 'Indirect Method' set out in IndAS -7 "Statement of Cash Flows".
- Changes in liability arising from financial activities:

Long term Borrowings	2022-23	2021-22
Opening Balance	59,183.41	49,666.88
Cash in flow - Receipt of New Borrowings	-	13,812.50
Cash out Flow - Repayment of Borrowings	(4,239.09)	(6,285.07)
Foreign Exchange and non-cash movement (net off)	4,636.60	1,989.10
Closing Balance	59,580.92	59,183.41

3 Previous year's figures have been regrouped / rearranged to confirm to the current years presentation, wherever necessary.

See accompanying notes forming part of financial statements. 1-49

As per our attached Report of even date.

For **K. C. Mehta & Co LLP**
Chartered Accountants
Firm Reg. No. : 106237W/W100829

Vishal P. Doshi
Partner
Membership No. 101533

Swaroop P. IAS
Managing Director
DIN No. : 08103838

Vinayak Kudtarkar
General Manager (Finance) &
Chief Financial Officer

For and on behalf of the Board

Raj Kumar, IAS
Chairman
DIN No. : 00294527

S. S. Bhatt
Company Secretary &
Chief General Manager
(Legal & CC)

Place : Vadodara
Date : 22nd May, 2023

Place : Gandhinagar
Date : 22nd May, 2023

CONSOLIDATED STATEMENT OF CHANGES IN EQUITY FOR THE YEAR ENDED 31ST MARCH, 2023

[Rs. in Lakhs]

Particulars	Equity share capital	Retained Earnings				Other Comprehensive Income - Fair value of equity instrument	Total Other Equity	Total Equity
		Capital Reserve	General Reserve	Security premium	Retained Earnings			
Balance as at April 1, 2021	7,343.84	0.24	230,217.62	23,423.18	148,167.30	128,312.90	530,121.24	537,465.08
Changes due to prior period errors	-	-	-	-	-	-	-	-
Restated balance as at April 1, 2021	7,343.84	0.24	230,217.62	23,423.18	148,167.30	128,312.90	530,121.24	537,465.08
Profit for the year	-	-	-	-	55,976.33	-	55,976.33	55,976.33
Other comprehensive income for the year (Net of Taxes)	-	-	-	-	(1,403.77)	3,767.07	2,363.30	2,363.30
Total Comprehensive income for the year	-	-	-	-	54,572.56	3,767.07	58,339.63	58,339.63
Final Dividend	-	-	-	-	(5,874.95)	-	(5,874.95)	(5,874.95)
Balance as at March 31, 2022	7,343.84	0.24	230,217.62	23,423.18	196,864.91	132,079.97	582,585.92	589,929.76
Changes due to prior period errors	-	-	-	-	-	-	-	-
Restated balance as at April 1, 2022	7,343.84	0.24	230,217.62	23,423.18	196,864.91	132,079.97	582,585.92	589,929.76
Profit for the year	-	-	-	-	40,961.72	-	40,961.72	40,961.72
Impact of Equity Investment derecognised (Refere Note No. 6.1)	-	-	-	-	(7,122.00)	7,122.00	-	-
Other comprehensive income for the year (Net of Taxes)	-	-	-	-	346.77	(9,972.57)	(9,625.80)	(9,625.80)
Total Comprehensive income for the year	-	-	-	-	34,186.49	(2,850.57)	31,335.92	31,335.92
Final Dividend	-	-	-	-	(7,343.69)	-	(7,343.69)	(7,343.69)
Balance as at March 31, 2023	7,343.84	0.24	230,217.62	23,423.18	223,707.71	129,229.40	606,578.15	613,921.99

See accompanying notes forming part of financial statements.

As per our attached Report of even date.

For **K. C. Mehta & Co LLP**
Chartered Accountants
Firm Reg. No. : 106237W/W100829

Vishal P. Doshi
Partner
Membership No. 101533

Place : Vadodara
Date : 22nd May, 2023

Swaroop P. IAS
Managing Director
DIN No. : 08103838

Vinayak Kudtarkar
General Manager (Finance) &
Chief Financial Officer

For and on behalf of the Board

Raj Kumar, IAS
Chairman
DIN No. : 00294527

S. S. Bhatt
Company Secretary &
Chief General Manager
(Legal & CC)

Place : Gandhinagar
Date : 22nd May, 2023



NOTES TO THE CONSOLIDATED FINANCIAL STATEMENTS

Notes forming part of the Financial Statements

1. GENERAL INFORMATION

Gujarat Alkalies and Chemicals Limited (“the Company”) is a multi-product chemical manufacturing Company, having various products in its basket and is one of the leading manufacturer of Caustic Soda Lye.

The Company having CIN L24110GJ1973PLC002247 is a public limited company incorporated and domiciled in India and has its Registered Office at P. O. Ranoli – 391350, District Vadodara, Gujarat, India. The equity shares of the Company are listed on the BSE Limited and National Stock Exchange of India Limited.

The consolidated financial statements comprise financial statements of Gujarat Alkalies and Chemicals Limited and its jointly controlled entity for the year ended March 31, 2023.

GACL-NALCO Alkalies and Chemicals Private Limited is a Jointly Controlled entity, having CIN U24100GJ2015PTC085247, incorporated and domiciled in India, having registered office at GACL Corporate Building, PO: Ranoli – 391350.

2. SIGNIFICANT ACCOUNTING POLICIES

2.1. Statement of Compliance

The consolidated financial statements have been prepared in accordance with Indian Accounting Standards (Ind AS) as notified under Section 133 of The Companies Act, 2013 (the “Act”) read with Companies (Indian Accounting Standards) Rules, 2015 as amended and other relevant provisions of the Act as amended from time to time, 2013.

2.2. Application of New Indian Accounting Standard

All the Indian Accounting Standards issued and notified by the Ministry of Corporate Affairs under the Companies (Indian Accounting Standards) Rules, 2015 (as amended) till the financial statements are authorized have been considered in preparing these financial statements.

The following standards / amendments to standards have been issued and will be effective from 1st April 2023.

Ind AS 1 – Presentation of Financial Statements
The amendments require companies to disclose their material accounting policies rather than their significant accounting policies. Accounting policy information, together with other information, is material when it can reasonably be expected to

influence decisions of primary users of general purpose financial statements. The Company does not expect this amendment to have any significant impact in financial statements.

Ind AS 12 – Income Taxes

The amendments clarify how companies account for deferred tax on transactions such as leases and decommissioning obligations. The amendments narrowed the scope of the recognition exemption in paragraphs 15 and 24 of Ind AS 12 (recognition exemption) so that it no longer applies to transactions that, on initial recognition, give rise to equal taxable and deductible temporary differences. The Company is evaluating the impact, if any, in financial statements.

Ind AS 8 – Accounting Policies, Changes in Accounting Estimates and Errors

The amendments will help entities to distinguish between accounting policies and accounting estimates. The definition of a change in accounting estimates has been replaced with a definition of accounting estimates. Under the new definition, accounting estimates are “monetary amounts in financial statements that are subject to measurement uncertainty”. Entities develop accounting estimates if accounting policies require items in financial statements to be measured in a way that involves measurement uncertainty. The Company does not expect this amendment to have any significant impact in financial statements.

2.3. Basis of Preparation of financial statements

The financial statements have been prepared, under the historical cost convention, on the accrual basis of accounting except for certain assets and liabilities which are measured at fair value/amortized cost/ present value at the end of each reporting period as explained in the accounting policies set out below. These accounting policies have been applied consistently over all the periods presented in these financial statements.

Historical cost is generally based on the fair value of the consideration given in exchange for goods and services.

2.4. Principles of Consolidation

2.4.a. The financial statements of the Jointly controlled entity used in the consolidation is drawn up to the same reporting date as that of the company.

2.4.b. Interest in Jointly controlled entity is accounted for using equity method, after initially recognising at cost in the consolidated balance sheet.

NOTES TO THE CONSOLIDATED FINANCIAL STATEMENTS

2.4.c. Under equity method, investments are initially recognised at cost and adjusted thereafter to recognise the Company's share of the post - acquisition profit or loss of the investee in the statement of profit and loss, and the Company's share of other comprehensive income of the investee in other comprehensive income. Dividend received or receivable from jointly controlled entity is recognised as a reduction in the carrying amount of investment.

2.4.d. As far as possible, the consolidated financial statements are prepared using uniform accounting policies for like transactions and other events in similar circumstances and appropriate adjustments are made to the financial statements of jointly controlled entity when they are used in preparing the consolidated financial statements that are presented in same manner as the company.

2.4.e. The Consolidated Financial Statements has been prepared in accordance with Ind AS-110 "Consolidated Financial Statement" and Ind AS-28 "Investment in Associates and Joint Venture".

2.4.f. The Consolidated Financial Statements include company's share of loss in jointly controlled entity – GACL-NALCO Alkalies and Chemicals Private Limited.

2.4.g. The carrying amount of equity accounted investments are tested for impairment on reporting date.

2.5. Use of estimates

The preparation of the financial statements in conformity with Ind AS requires management to make estimates, judgements and assumptions. These estimates, judgements and assumptions affect the application of accounting policies and the reported amounts of assets and liabilities, the disclosures of contingent assets and liabilities at the date of the financial statements and reported amounts of revenues and expenses during the period. Application of accounting policies that require critical accounting estimates involving complex and subjective judgements and the use of assumptions in these financial statements have been disclosed in notes below. Accounting estimates could change from period to period. Actual results could differ from these estimates. Appropriate changes in estimates are made as management becomes aware of changes in circumstances surrounding the estimates. Changes in estimates are reflected in the financial statements in the period in which changes are made and if material, then effects are disclosed in the notes to the financial statements.

2.6. Revenue Recognition

2.6.a. Sale of Goods :

The Company derives Revenue primarily from sale of manufactured and traded products being "Chemicals".

Revenue from the sale of products is recognised on satisfaction of performance obligation upon transfer of control of promised products to customers in an amount that reflects the consideration the Company expects to receive in exchange of those products.

The performance obligation to transfer each distinct product consists of supplying the product to a named destination, handling charges and packing charges.

The Company accounts for discounts and incentives to customers as a reduction of revenue based on the proportionate allocation of the discounts / incentives to each of the underlying performance obligation that corresponds to the progress by the customer towards earning the discount / incentive. Also, when the level of discount varies with increase in level of revenue transactions, the Company recognizes the liability based on its estimate of the customer's future purchases. If it is probable that the criteria for the discount will not be met, or if the amount thereof cannot be estimated reliably, then discount is not recognized until the payment is probable and the amount can be estimated reliably. The Company recognizes changes in the estimated amount of obligations for discounts in the period in which the change occurs.

The Company does not expect to have any contracts where the period between the transfer of the promised goods to the customer and payment by the customer exceeds one year. As a consequence, it does not adjust any of the transaction price for the time value of money.

Sale of products excludes amounts of indirect taxes on sales.

2.6.b. Dividend and interest income :

Dividend income from investments is recognised when the shareholder's right to receive the payment has been established.

Interest income from a financial asset is recognised when it is probable that the economic benefits will flow to the Company and the amount of income can be measured reliably. Interest income is accrued on time basis, by reference to the principal outstanding and at the effective interest rate applicable.

2.6.c. Other Operating Income and Other Income :

Revenue with respect to Other Operating Income

NOTES TO THE CONSOLIDATED FINANCIAL STATEMENTS

and Other Income including insurance and other claims are recognised when a reasonable certainty as to its realisation exists.

2.7. Leasing

The Company as a Lessee:

The Company's lease asset class primarily consist of leases for immovable properties. The company assesses whether a contract contains a lease, at inception of a contract. A contract is, or contains, a lease if there is an explicit or implicit identified asset in the contract and Customer controls the use of an identified asset for a period of time in exchange for consideration. To assess whether a contract conveys the right to control the use of an identified asset, the company assesses whether: (1) the contract involves the use of an identified asset (2) the company has substantially all of the economic benefits from use of the asset through the period of the lease and (3) the company has the right to direct the use of the asset.

At the date of commencement of the lease, the company recognizes a right-of-use asset ("ROU") and a corresponding lease liability for all lease arrangements in which it is a lessee, except for leases with a term of twelve months or less (short-term leases) and low value leases. For these short-term and low value leases, the company recognizes the lease payments as an operating expense on a straight-line basis over the term of the lease.

Certain lease arrangements includes the options to extend or terminate the lease before the end of the lease term. ROU assets and lease liabilities includes these options when it is reasonably certain that they will be exercised.

The ROU assets are initially recognized at cost, which comprises the initial amount of the lease liability adjusted for any lease payments made at or prior to the commencement date of the lease plus any initial direct costs less any lease incentives. They are subsequently measured at cost less accumulated depreciation and impairment losses, if any.

ROU assets are depreciated from the commencement date on a straight-line basis over the shorter of the lease term and useful life of the underlying asset.

ROU assets are evaluated for recoverability whenever events or changes in circumstances indicate that their carrying amounts may not be recoverable. For the purpose of impairment testing, the recoverable amount (i.e. the higher of the fair value less cost to sell and the value-in-use) is determined on an

individual asset basis unless the asset does not generate cash flows that are largely independent of those from other assets. In such cases, the recoverable amount is determined for the Cash Generating Unit (CGU) to which the asset belongs.

The lease liability is initially measured at amortized cost at the present value of the future lease payments. The lease payments are discounted using the interest rate implicit in the lease or, if not readily determinable, using the incremental borrowing rates in the country of domicile of these leases. Lease liabilities are remeasured with a corresponding adjustment to the related right of use asset if the company changes its assessment if whether it will exercise an extension or a termination option.

Lease liability and ROU asset have been separately presented in the Balance Sheet and lease payments have been classified as financing cash flows.

2.8. Foreign Currencies

2.8.a. Functional Currency :

The functional currency of the Company is the Indian rupee. These financial statements are presented in Indian rupees (rounded off to lakhs)

2.8.b. Transactions and translations :

In preparing the financial statements, transactions in currencies other than the Company's functional currency (foreign currencies) are recognised at the rates of exchange prevailing at the dates of the transactions. The date of the transaction for the purpose of determining the exchange rate to use on initial recognition of the related asset, expense or income (or part of it) is the date on which the Company initially recognises the non-monetary asset or non-monetary liability arising from the payment or receipt of advance consideration. At the end of each reporting period, monetary items denominated in foreign currencies are retranslated at the rates prevailing at that date. Non-monetary items carried at fair value that are denominated in foreign currencies are retranslated at the rates prevailing at the date when the fair value was determined. Non-monetary items that are measured in terms of historical cost in a foreign currency are not retranslated.

Exchange differences on monetary items are recognised in profit or loss in the period in which they arise except for exchange differences on foreign currency borrowings relating to assets under construction for future productive use, which are included in the cost of those assets when they are regarded as an adjustment to interest costs on those foreign currency borrowings.

NOTES TO THE CONSOLIDATED FINANCIAL STATEMENTS

2.9. Borrowing Costs

Borrowing costs directly attributable to the acquisition, construction or production of qualifying assets, which are assets that necessarily take a substantial period of time to get ready for their intended use or sale, are added to the cost of those assets, until such time as the assets are substantially ready for their intended use or sale.

All other borrowing costs are recognised in the statement of profit and loss in the period in which they are incurred.

Borrowing costs consist of interest and other costs that the Company incurs in connection with the borrowing of funds. Borrowing cost also includes exchange differences arising from foreign currency borrowings to the extent regarded as an adjustment to the interest costs. Capitalisation of borrowing costs is suspended and charged to the Statement of Profit and Loss during extended periods when active development activity on the qualifying assets is interrupted.

2.10. Employee Benefits

2.10.a. Short term Employee Benefits :

All employee benefits payable wholly within twelve months of rendering the services are classified as short term employee benefits. Benefits such as salaries, wages, etc. and the expected cost of bonus, Ex-gratia, Leave Travel Allowance, Reimbursement of Medical Expenses, Personal Accident Policy, Deposit Linked Insurance Policy are recognised, undiscounted in the period in which the employee renders the related services.

2.10.b. Post-Employment Benefits :

2.10.b.1. Defined Contribution Plan :

The Company's contribution paid/payable during the year to Provident Fund, Superannuation Fund and other welfare funds are considered as defined contribution plans. The Contribution paid/ payable under these plans are recognised in the Statement of Profit and Loss during the period in which the employee renders the services. The above benefits are classified as Defined Contribution Schemes as the Company has no further defined obligations beyond the monthly contributions.

2.10.b.2. Defined Benefit Plans :

The Gratuity Scheme managed by Life Insurance Corporation of India through a Trust is considered as defined benefit plan. The present value of the obligation is determined based on actuarial valuation being carried out at each reporting date using the Projected Unit Credit Method.

Actuarial gains and losses are recognised immediately in other comprehensive income.

Gains or losses on the curtailment or settlement of any defined benefit plan are recognised when the curtailment or settlement occurs.

Past service cost is recognized immediately to the extent that the benefits are already vested and otherwise it is amortized on straight-line basis over the remaining average period until the benefits become vested.

Interest cost is calculated by applying the discount rate to the net balance of the defined benefit obligation and the fair value of plan assets.

The defined retirement benefit obligation recognised in the balance sheet represents the present value of the defined benefit obligation as reduced by plan assets.

2.10.b.3. Long term Employee Benefits :

The obligation for long term employee benefits such as long term compensated absences, long service awards, etc. is recognised in the same manner as in the case of defined benefit plans as mentioned in (b) (ii) above except that the actuarial gains and losses are recognised immediately in the Statement of Profit and Loss.

2.11. Income Taxes

Income tax expense represents the sum of current tax and deferred tax.

2.11.a. Current Tax :

The tax currently payable is based on taxable profit for the year. Taxable profit differs from 'Profit Before Tax' as reported in the Statement of Profit and Loss because of items of income or expense that are taxable or deductible in other years and items that are never taxable or deductible in accordance with applicable tax laws. The Company's current tax is calculated using tax rates that have been enacted or substantively enacted by the end of the reporting period.

2.11.b. Deferred Tax :

Deferred tax is recognised on temporary differences between the carrying amounts of assets and liabilities in the financial statements and the corresponding tax bases used in the computation of taxable profit. Deferred tax liabilities are generally recognised for all taxable temporary differences. Deferred tax assets are generally recognised for all deductible temporary differences, the carry forward of unused tax losses and the carry forward of unused tax credits to the extent that it is probable that taxable profits will be available against which these can

NOTES TO THE CONSOLIDATED FINANCIAL STATEMENTS

be utilised. Such deferred tax assets and liabilities are not recognised if the temporary difference arises from the initial recognition (other than in a business combination) of assets and liabilities in a transaction that affects neither the taxable profit nor the accounting profit. In addition, deferred tax liabilities are not recognised if the temporary difference arises from the initial recognition of goodwill.

The carrying amount of deferred tax assets is reviewed at the end of each reporting period and reduced to the extent that it is no longer probable that sufficient taxable profits will be available to allow all or part of the deferred tax asset to be recovered.

Deferred tax liabilities and assets are measured at the tax rates that are expected to apply in the period in which the liability is settled or the asset realised, based on tax rates (and tax laws) that have been enacted or substantively enacted by the end of the reporting period.

The measurement of deferred tax liabilities and assets reflects the tax consequences that would follow from the manner in which the Company expects, at the end of the reporting period, to recover or settle the carrying amount of its assets and liabilities.

2.11.c. Current and Deferred Tax for the Year:

Current and deferred tax are recognised in the statement of profit and loss, except when they relate to items that are recognised in Other Comprehensive Income or directly in equity, in which case, the current and deferred tax are also recognised in Other Comprehensive Income or directly in equity respectively.

2.12. Property, Plant and Equipment

Freehold land is carried at historical cost. All other items of property, plant and equipment are stated at historical cost less accumulated depreciation and accumulated impairment losses, if any.

The cost of PPE comprises of its purchase price or its construction cost (net of applicable tax credit, trade discount and rebate if any), Exchange rate variations attributable to the assets and any cost directly attributable to bring the asset into the location and condition necessary for it to be capable of operating in the manner intended by the management and initial estimate of decommissioning costs. Direct costs are capitalized until the asset is ready for use and includes borrowing cost capitalised in accordance with the Company's accounting policy.

Depreciation method, Estimated Useful lives and residual value

The Company depreciates property, plant and equipment over their estimated useful lives using the straight line method. The estimated useful lives of the assets are as follows:

Asset	Useful Life
Buildings	20-60 years
Plant and Equipment	10-40 Years
Office Equipment	3 years
Furniture and Fixtures	5-10 years
Vehicles	8-10 years

Depreciation is recognised so as to write off the cost of assets (other than freehold land and properties under construction) less their residual values over their useful lives, using the straight-line method. The estimated useful lives, residual values and depreciation method are reviewed at the end of each reporting period, with the effect of any changes in estimate accounted for on a prospective basis. The useful life as prescribed under Schedule II of the Companies Act, 2013 have been followed except in respect of the following categories of assets, in whose case the life of the assets has been assessed as under based on technical advice, taking into account the nature of the asset, the estimated usage of the asset, the operating condition of the asset, past history of replacement, anticipated technological changes, manufacturers warranties and maintenance support, etc.:

- Remembraning of Membrane cell elements-4 years
- Recoating of Anode and Cathode membrane cell elements- 8 years
- Leasehold land and equipment is amortised over the duration of the lease.

Advances paid towards the acquisition of property, plant and equipment outstanding at each Balance Sheet date is classified as capital advances under Other Non-Current Assets and the cost of the assets not ready for intended use before such date are disclosed under 'Capital work-in-progress'. Subsequent expenditures relating to property, plant and equipment is capitalised only when it is probable that future economic benefits associated with these will flow to the Company and the cost of the item can be measured reliably. Repairs and maintenance costs are recognized in the Statement of Profit and Loss when incurred. The cost and related accumulated depreciation are eliminated from

NOTES TO THE CONSOLIDATED FINANCIAL STATEMENTS

the financial statements upon sale or retirement of the asset and the resultant gains or losses which are measured as the difference between the net disposal proceeds and the carrying amount of the asset are recognised in the Statement of Profit and Loss when the asset is derecognised. Assets to be disposed off are reported at the lower of the carrying value or the fair value less cost to sell.

2.13. Intangible Assets

Intangible Assets acquired separately:

Intangible assets with finite useful life acquired separately, are recognized only if it is probable that future economic benefits that are attributable to the assets will flow to the enterprise and the cost of assets can be measured reliably. The intangible assets are recorded at cost and are carried at cost less accumulated amortization and accumulated impairment losses, if any.

Amortisation is recognised on a straight-line basis over their estimated useful lives from the date they are available for use. The estimated useful life and amortisation method are reviewed at the end of each reporting period, with the effect of any changes in estimate being accounted for on a prospective basis. Intangible assets with indefinite useful lives that are acquired separately are carried at cost less accumulated impairment losses.

Subsequent expenditures are capitalised only when it is probable that future economic benefits associated with these will flow to the Company and the cost of the item can be measured reliably.

Intangible assets are derecognised on disposal, or when no future economic benefits are expected from use or disposal. Gains or losses arising from derecognition of an intangible asset are determined as the difference between the net disposal proceeds and the carrying amount of the asset, and recognised in the Statement of Profit and Loss when the asset is derecognised.

RESEARCH AND DEVELOPMENT

Expenditure on research is recognised as an expense when it is incurred. Expenditure on development which does not meet the criteria for recognition as an intangible asset is recognised as an expense when it is incurred.

Useful Lives of Intangible Assets :

Estimated Useful lives of the Intangible assets are as follows:

Intangible Asset	Useful Life
Capitalised Development	5 Years
Computer Software	8 Years

2.14. Impairment of Tangible and Intangible Assets other than Goodwill

Intangible assets and property, plant and equipment are evaluated for recoverability whenever events or changes in circumstances indicate that their carrying amounts may not be recoverable. For the purpose of impairment testing, the recoverable amount is determined on an individual asset basis unless the asset does not generate cash flows that are largely independent of those from other assets. In such cases, the recoverable amount is determined for the cash generating unit to which the asset belongs.

Recoverable amount is the higher of fair value less costs of disposal and value in use. In assessing value in use, the estimated future cash flows are discounted to their present value using a pre-tax discount rate that reflects current market assessments of the time value of money and the risks specific to the asset for which the estimates of future cash flows have not been adjusted.

If such assets are considered to be impaired, the impairment is recognized in the Statement of Profit and Loss and is measured by the amount by which the carrying value of the assets exceeds the estimated recoverable amount of the asset. An impairment loss is reversed in the Statement of Profit and Loss if there has been a change in the estimates used to determine the recoverable amount. The carrying amount of the asset is increased to its revised recoverable amount, provided that this amount does not exceed the carrying amount that would have been determined (net of any accumulated amortization or depreciation) had no impairment loss been recognized for the asset in prior years. After a reversal, the depreciation charge is adjusted in future periods to allocate the asset's revised carrying amount, less any residual value, on a systematic basis over its remaining useful life.

2.15. Inventories

Inventories are stated at the lower of cost and net realisable value after providing for obsolescence, if any. Net realisable value represents the estimated selling price for inventories in the ordinary course of business less all estimated costs of completion and estimated costs necessary to make the sale.

Cost of inventories comprises of cost of purchase (net of recoverable taxes), cost of conversion and other costs including manufacturing overheads incurred in bringing them to their respective present location and condition. Raw materials and other supplies held for use in production of finished products are not

NOTES TO THE CONSOLIDATED FINANCIAL STATEMENTS

written down below cost except in cases where material prices have declined and it is estimated that the cost of the finished products will exceed their net realizable value.

Inventory cost formula is as under :

Inventories	Basis of Valuation and Cost Formula
Raw material	Landed cost at weighted average basis
Raw Material (Goods in transit)	At Coston Basic Price
Work in Progress	Raw material, labour and appropriate proportion of manufacturing expenses and overheads as per stage of completion at weighted average.
Finished Goods (Including in Transit)	Raw material, labour and appropriate proportion of manufacturing expenses and overheads at weighted average.
Stores, spares, packing materials	Landed Cost Weighted average basis
Scrap	At lower of cost or Net realizable value

2.16. Provisions, Contingent Liabilities and Contingent Assets

Provisions are recognised when the Company has a present obligation (legal or constructive) as a result of a past event, it is probable that an outflow of resources embodying economic benefits will be required to settle the obligation, and a reliable estimate can be made of the amount of the obligation.

The amount recognised as a provision is the best estimate of the consideration required to settle the present obligation at the end of the reporting period, taking into account the risks and uncertainties surrounding the obligation. When a provision is measured using the cash flows estimated to settle the present obligation, its carrying amount is the present value of those cash flows (when the effect of the time value of money is material. If the time value of money is material, Provisions are discounted using pre-tax discount rate and when discounting is used, increase in the provision with the passage of time is recognised as a finance cost in the statement of Profit and Loss account.

A contingent liability is (a) a possible obligation that arises from past events and whose existence will be confirmed only by the occurrence or non-occurrence of one or more uncertain future events not wholly within the control of the entity or (b) a present obligation that arises from past events but is not recognised because (i) it is not probable that an outflow of resources embodying economic benefits will be required to settle the obligation or (ii) the amount of the obligation can not be measured with sufficient reliability.

Contingent liabilities are disclosed in the Financial Statements by way of notes to accounts, unless possibility of an outflow of resources embodying economic benefit is remote.

A contingent asset is a possible asset that arises from the past events and whose existence will be confirmed only by the occurrence or non- occurrence of one or more of uncertain future events not wholly within the control of the entity.

Contingent assets are disclosed in the Financial Statements by way of notes to accounts when an inflow of economic benefits is probable.

2.17. Financial Instruments

The Company determines the classification of its financial assets and liabilities at initial recognition. The classification depends on the Company's business model for managing the financial assets and the contractual terms of the cash flows.

Initial Recognition and Measurement:

The Company recognizes financial assets and financial liabilities when it becomes a party to the contractual provisions of the instrument. All financial assets and liabilities are recognized at fair value on initial recognition, except for trade receivables which are initially measured at transaction price. Transaction costs that are directly attributable to the acquisition or issue of financial assets and financial liabilities that are not at fair value through profit or loss, are added to or deducted from the fair value on initial recognition. Regular way purchase and sale of financial assets are accounted for at trade date.

Effective interest method

The effective interest method is a method of calculating the amortised cost of a financial instrument and of allocating interest income or expense over the relevant period. The effective interest rate is the rate that exactly discounts future cash receipts or payments through the expected life of the financial instrument, or where appropriate, a shorter period.

NOTES TO THE CONSOLIDATED FINANCIAL STATEMENTS

Subsequent Measurement

2.17.a. Non-derivative financial instruments :

2.17.a.1. Cash and Cash equivalents :

The Company considers all highly liquid financial instruments, which are readily convertible into known amounts of cash that are subject to an insignificant risk of change in value and having original maturities of three months or less from the date of purchase, to be cash equivalents. Cash and cash equivalents consist of balances with banks which are unrestricted for withdrawal and usage.

2.17.a.2. Financial assets carried at amortised cost :

A financial asset is subsequently measured at amortised cost if it is held within a business model whose objective is to hold the asset in order to collect contractual cash flows and the contractual terms of the financial asset give rise on specified dates to cash flows that are solely payments of principal and interest on the principal amount outstanding.

2.17.a.3. Financial assets at fair value through Other Comprehensive Income (FVTOCI) :

A financial asset is subsequently measured at fair value through Other Comprehensive Income if it is held within a business model whose objective is achieved by both collecting contractual cash flows and selling financial assets and the contractual terms of the financial asset give rise on specified dates to cash flows that are solely payments of principal and interest on the principal amount outstanding. The Company has made an irrevocable election for its investments which are classified as equity instruments to present the subsequent changes in fair value in Other Comprehensive Income based on its business model.

On derecognition of such Financial assets, cumulative gain or loss previously recognised in Other Comprehensive Income is not reclassified from the equity to statement of Profit and Loss.

2.17.a.4. Financial assets at fair value through profit or loss (FVTPL) :

A financial asset which is not classified in any of the above categories are subsequently measured at fair value through profit or loss.

2.17.a.5. Financial liabilities :

Financial liabilities are subsequently carried at amortized cost using the effective interest method. For trade and other payables maturing within one year from the Balance Sheet date, the carrying amounts approximate fair value due to the short maturity of these instruments. Interest bearing issued debt are initially measured at fair value and are

subsequently measured at amortised cost using the effective interest rate method.

2.17.a.6. Derecognition of financial instruments :

The Company derecognizes a financial asset when the contractual rights to the cash flows from the financial asset expire or it transfers the financial asset and the transfer qualifies for derecognition under Ind AS 109. On derecognition of Financial assets (except as mentioned in 2.17.a.3), the difference between the carrying amount and the consideration received is recognised in the statement of Profit and Loss account. A financial liability (or a part of a financial liability) is derecognized from the Company's Balance Sheet when the obligation specified in the contract is discharged or cancelled or expires

2.17.a.7. Offsetting Financial Instruments :

Financial assets and liabilities are offset and the net amount is presented in the Balance Sheet when there is a legally enforceable right to offset the recognised amounts and there is an intention to settle on a net basis or realise the asset and settle the liability simultaneously.

2.18. Share capital

Ordinary Shares :

Ordinary shares are classified as equity. Incremental costs directly attributable to the issuance of new ordinary shares are recognized as a deduction from equity, net of any tax effects.

2.19. Fair Value Measurement

Fair value is the price that would be received to sell an asset or paid to transfer a liability in an orderly transaction between market participants at the measurement date. The fair value measurement is based on the presumption that the transaction to sell the asset or transfer the liability takes place either:

- In the principal market for the asset or liability, or
- In the absence of a principal market, in the most advantageous market for the asset or liability.

The principal or the most advantageous market must be accessible by the Company.

The fair value of an asset or a liability is measured using the assumptions that market participants would use when pricing the asset or liability, assuming that market participants act in their best economic interest.

The Company uses valuation techniques that are appropriate in the circumstances and for which

NOTES TO THE CONSOLIDATED FINANCIAL STATEMENTS

sufficient data are available to measure fair value, maximizing the use of relevant observable inputs and minimizing the use of unobservable inputs.

All assets and liabilities for which fair value is measured or disclosed in the financial statements are categorized within the fair value hierarchy, described as follows, which gives highest priority to quoted prices in active markets and the lowest priority to unobservable inputs.

Level 1 — Quoted (unadjusted) market prices in active markets for identical assets or liabilities.

Level 2 — Valuation techniques for inputs other than quoted prices included within Level 1 that are observable for the asset or Liability either directly or indirectly.

Level 3 — Valuation techniques for inputs that are unobservable for the asset or liability.

For the purpose of fair value disclosures, the Company has determined classes of assets and liabilities on the basis of the nature, characteristics and risks of the asset or liability and the level of the fair value hierarchy as explained above.

2.20. Impairment of Financial Assets

The Company recognizes loss allowances using the Expected Credit Loss (ECL) model for the financial assets which are not measured at fair value through profit or loss. Loss allowance for trade receivables with no significant financing component is measured at an amount equal to lifetime ECL. For all other financial assets, expected credit losses are measured at an amount equal to the 12-month ECL, unless there has been a significant increase in credit risk from initial recognition in which case those are measured at lifetime ECL. The amount of expected credit losses (or reversal) that is required to adjust the loss allowance at the reporting date to the amount that is required to be recognised as an impairment gain or loss in the statement of profit and loss.

ECL is the difference between all contractual cash flows that are due to the Company in accordance with the contract and all the cash flows that the entity expects to receive, discounted at the effective interest rate.

ECL are measured taking into account the time value of money and other reasonable information available as a result of past events, current conditions and forecasts of future economic conditions.

For Trade receivables, the Company uses a provision matrix to measure lifetime ECL on its portion of trade receivables. The provision matrix is prepared based on historically observed default

rates over the expected life of trade receivables and is adjusted for forward looking estimates.

2.21. Earnings per share

Basic earnings per share is computed by dividing the profit or loss attributable to equity shareholders of the Company by the weighted average number of equity shares outstanding during the period.

Diluted earnings per share is computed by dividing the profit after tax by the weighted average number of equity shares considered for deriving the basic earnings per share and the weighted average number of equity shares that could have been issued upon conversion of all dilutive potential equity shares.

2.22. Operating Segments

Operating segments are identified and reported taking into account the different risks and returns, the organization structure and the internal reporting systems. The Company operates in one reportable business segments i.e. "Chemicals".

2.23. Cash Flow Statement

Cash flows are reported using the indirect method, whereby profit before tax is adjusted for the effects of transactions of a non-cash nature, any deferrals or accruals of past or future operating cash receipts or payments and item of income or expenses associated with investing or financing cash flows. The cash flows are segregated into operating, investing and financing activities.

2.24. Current/non current classification

The Company presents assets and liabilities in the balance sheet based on current/ non-current classification. An asset is treated as current if it satisfies any of the following conditions:

- Expected to be realised or intended to be sold or consumed in normal operating cycle
- Held primarily for the purpose of trading
- Expected to be realised within twelve months after the reporting period
- Cash or cash equivalent unless restricted from being exchanged or used to settle a liability for at least twelve months after the reporting period

All other assets are classified as non-current.

A liability is current if it satisfies any of the following conditions:

- Expected to be settled in normal operating cycle
- Held primarily for the purpose of trading
- is due to be settled within twelve months after the reporting period

NOTES TO THE CONSOLIDATED FINANCIAL STATEMENTS

- There is no unconditional right to defer the settlement of the liability for at least twelve months after the reporting period

The company classifies all other liabilities as non-current.

The operating cycle is the time between the acquisition of assets for processing and their realisation in cash and cash Equivalents. The Company has identified twelve months as its operating cycle.

2.25. Non-Current Assets held for Sale

Non-current assets or disposal groups are classified as held for sale if their carrying amounts will be recovered principally through a sale transaction rather than through continuing use. This condition is regarded as met only when the sale is highly probable and the asset or disposal group is available for immediate sale in its present condition subject only to terms that are usual and customary for sales of such assets. Management must be committed to the sale, which should be expected to qualify for recognition as a completed sale within one year from the date of classification as held for sale, and actions required to complete the plan of sale should indicate that it is unlikely that significant changes to the plan will be made or that the plan will be withdrawn.

Non-current assets or disposal groups classified as held for sale are measured at the lower of carrying amount and fair value less costs to sell.

Property, plant and equipment and intangible assets are not depreciated or amortized once classified as held for sale.

The Company classifies Non-Current Assets as held for sale if their carrying amounts will be recovered principally through a sale rather than through continuing use of the assets and actions required to complete such sale indicate that it is unlikely that significant changes to the plan to sell will be made or that the decision to sell will be withdrawn. Also, such assets are classified as held for sale only if the management expects to complete the sale within one year from the date of classification.

Non-current assets or disposal groups classified as held for sale are measured at the lower of carrying amount and fair value less costs to sell.

2.26. Government Grant

Government grants are recognised when there is reasonable assurance that the grant will be received, and the company will comply with conditions attached to the grant.

Government grants relating to income are recognised in profit or loss on a systematic basis over the periods in which the Company recognises as expenses, the related costs for which the grants are intended to compensate. Grant relating to assets are netted off against the acquisition cost of the asset.

2.27. Critical accounting judgements, assumptions and Key sources of estimation uncertainty:

The preparation of the Company's financial statements requires management to make judgements, estimates and assumptions that affect the reported amounts of revenues, expenses, assets and liabilities, and the accompanying disclosures, and the disclosure of contingent liabilities at the date of the financial statements. Estimates and assumptions are continuously evaluated and are based on management's experience and other factors, including expectations of future events that are believed to be reasonable under the circumstances. Uncertainty about these assumptions and estimates could result in outcomes that require a material adjustment to the carrying amount of assets or liabilities affected in future periods.

Key source of judgments, assumptions and estimates in the preparation of the Financial Statements which may cause a material adjustment to the carrying amounts of assets and liabilities within the next financial year, are in respect of useful lives of Property, Plant and Equipment, impairment, employee benefit obligations, provisions, provision for income tax, measurement of deferred tax assets and contingent assets & liabilities., Stores & Spares Written off.

2.27.a. Critical judgments in applying accounting policies

The following are the critical judgements, apart from those involving estimations (Refer note 2.26.b), that the Management have made in the process of applying the Company's accounting policies and that have the significant effect on the amounts recognized in the Financial Statements.

2.27.a.1. Determining whether an arrangement contain leases and classification of leases

Ind AS 116 requires lessees to determine the lease term as the non-cancellable period of a lease adjusted with any option to extend or terminate the lease, if the use of such option is reasonably certain. The company makes an assessment on the expected lease term on a lease-by-lease basis and thereby assesses whether it is reasonably certain that any options to extend or terminate the contract will be exercised. In evaluating the lease

NOTES TO THE CONSOLIDATED FINANCIAL STATEMENTS

term, the Company considers factors such as any significant leasehold improvements undertaken over the lease term, costs relating to the termination of the lease and the importance of the underlying asset to operations taking into account the location of the underlying asset and the availability of suitable alternatives. The lease term in future periods is reassessed to ensure that the lease term reflects the current economic circumstances.

2.27.b. Key sources of estimates and assumptions

Information about estimates and assumptions that have the significant effect on recognition and measurement of assets, liabilities, income and expenses is provided below. Actual results may differ from these estimates.

2.27.b.1. Defined benefit obligation (DBO)

The cost of the defined benefit gratuity plan and the present value of the gratuity obligation are determined using actuarial valuations being carried out at reporting date. An actuarial valuation involves making various assumptions that may differ from actual developments in the future. These include the determination of the discount rate, Salary escalation rate, expected rate of return on asset and mortality rates. Due to the complexities involved in the valuation and its long-term nature, a defined benefit obligation is highly sensitive to changes in these assumptions. All assumptions are reviewed at each reporting date.

The parameter most subject to change is the discount rate. In determining the appropriate discount rate, the management considers the interest rates of government bonds in currencies consistent with the currencies of the post-employment benefit obligation. The mortality rate is based on publicly available mortality tables for the specific countries. Those mortality tables tend to change only at interval in response to demographic changes. Future salary increases and gratuity increases are based on expected future inflation rates for the respective countries.

2.27.b.2. Contingent Liabilities and Assets

Contingent liabilities may arise from the ordinary course of business in relation to claims against the Company, including legal, contractor, land access and other claims. By their nature, contingencies will be resolved only when one or more uncertain future events occur or fail to occur. The assessment of the existence, and potential quantum, of contingencies inherently involves the exercise of significant judgment and the use of estimates regarding the outcome of future events.

2.27.b.3. Allowance for impairment of trade receivables

The expected credit loss is mainly based on the ageing of the receivable balances and historical experience. The receivables are assessed on an individual basis assessed for impairment collectively, depending on their significance. Moreover, trade receivables are written off on a case-to-case basis if deemed not to be collectible on the assessment of the underlying facts and circumstances.

2.27.b.4. Impairment of non-financial assets

Evaluation for impairment requires use of judgment, estimates and assumptions.

The evaluation of applicability of indicators of impairment of assets requires assessment of external factors (significant decline in asset's value, significant changes in the technological, market, economic or legal environment, market interest rates etc.) and internal factors (obsolescence or physical damage of an asset, poor economic performance of the asset etc.) which could result in significant change in recoverable amount of the Property, Plant and Equipment.

The Company assesses at each reporting date whether there is an indication that an asset may be impaired. If any indication exists, or when annual impairment testing for an asset is required, the Company estimates the asset's recoverable amount. An asset's recoverable amount is the higher of an asset's or CGU's fair value less costs of disposal and its value in use. It is determined for an individual asset, unless the asset does not generate cash inflows that are largely independent of those from other assets or groups of assets. Where the carrying amount of an asset or CGU exceeds its recoverable amount, the asset is considered impaired and is written down to its recoverable amount.

In assessing value in use, the estimated future cash flows are discounted to their present value using a pre-tax discount rate that reflects current market assessments of the time value of money and the risks specific to the asset. In determining fair value less costs of disposal, recent market transactions are taken into account. If no such transactions can be identified, an appropriate valuation model is used. These calculations are corroborated by valuation multiples, quoted share prices for publicly traded subsidiaries or other available fair value indicators.

2.27.b.5. Income taxes:

Significant judgements are involved in determining the provision for income taxes, including amount

NOTES TO THE CONSOLIDATED FINANCIAL STATEMENTS

expected to be paid / recovered for uncertain tax positions.

2.27.b.6. Recognition of Deferred tax assets:

Deferred Tax Assets (DTA) are recognized for the unused tax losses/ credits to the extent that it is probable that taxable profit will be available against which the losses will be utilized. Management judgement is required to determine the amount of deferred tax assets that can be recognized, based upon the likely timing and the level of future taxable profits together with future tax planning strategies.

2.27.b.7. Useful lives and residual value of property, plant and equipment:

The Company reviews the useful life and residual value of property, plant and equipment at the end of each reporting period. This reassessment may result in change in depreciation expense in future periods.

2.27.b.8. Dismantling cost of property, plant and equipment:

The company estimates assets retirement obligation

on estimate basis for property, plant and equipment. Estimation is done by the management considering size of the asset and its useful life in line with industry practices.

2.27.b.9. Stores and spares inventories:

The Company's manufacturing process is continuous and highly mechanic with wide range of different types of plant and machineries. The Company keeps stores and spares as standby to continue the operations without any disruption. Considering wide range of stores and spares and long lead time for procurement of it and based on criticality of spares, the Company believes that net realizable value would be more than cost.

2.27.b.10. Fair value of investments:

The Company has invested in the equity instruments of various companies. The valuation exercise of unquoted equity instruments carried out by the Company with the help of an independent valuer, etc. has estimated fair value at each reporting period based on available historical annual reports and other information in the public domain.

NOTES TO THE CONSOLIDATED FINANCIAL STATEMENTS

3 PROPERTY, PLANT AND EQUIPMENT AND CAPITAL WORK IN PROGRESS

[Rs. in Lakhs]

Particulars	As at 31.03.2023	As at 31.03.2022
Carrying Amounts of :		
Land Freehold	102.75	102.75
Buildings	31,262.66	24,317.42
Plant and equipment	377,139.95	234,223.00
Plant and equipment under Finance Lease	357.00	370.54
Computer Equipments	471.15	529.15
Furniture and Fixture	5,709.84	626.94
Vehicles	49.88	56.99
	415,093.23	260,226.79
Right of use asset	9,526.26	9,493.11
	9,526.26	9,493.11
	424,619.49	269,719.90
Capital Work-In-Progress	54,396.98	178,735.04
	54,396.98	178,735.04
Total	479,016.47	448,454.94

[Rs. in Lakhs]

Fixed Assets	Land Freehold	Right of Use Assets (Ref. Note No.3.1)	Buildings	Plant & Equipment	Plant & Equipment Under Lease	Computer Equip- ments	Furniture & Fixture	Vehicles	Recoating/ Rememb- rancing	Total
Gross carrying amount										
As at April 1, 2021	102.75	8,665.02	20,650.47	300,428.59	462.41	1,314.06	1,057.25	207.41	7,059.01	339,946.97
Additions	-	1,731.35	9,907.64	19,408.00	-	90.65	46.59	9.13	-	31,193.36
Adjustment	-	-	(1,096.10)	948.98	-	-	147.12	-	-	-
Deductions	-	-	-	(482.53)	(0.40)	(86.35)	(1.06)	-	-	(570.34)
Effect of foreign Exchange difference*	-	-	-	199.23	-	-	-	-	-	199.23
As at March 31, 2022	102.75	10,396.37	29,462.01	320,502.27	462.01	1,318.36	1,249.90	216.54	7,059.01	370,769.22
Additions	-	311.69	8,441.65	167,010.03	-	125.99	5,487.81	-	-	181,377.17
Adjustment	-	-	-	-	-	-	-	-	-	-
Deductions	-	-	-	(23.93)	(0.47)	(46.77)	-	(5.13)	-	(76.30)
Effect of foreign Exchange difference*	-	-	-	1,057.82	-	-	-	-	-	1,057.82
As at March 31, 2023	102.75	10,708.06	37,903.66	488,546.19	461.54	1,397.58	6,737.71	211.41	7,059.01	553,127.91

NOTES TO THE CONSOLIDATED FINANCIAL STATEMENTS

3 PROPERTY, PLANT AND EQUIPMENT AND CAPITAL WORK IN PROGRESS (Contd.)

[Rs. in Lakhs]

Fixed Assets	Land Freehold	Right of Use Assets (Ref. Note No.3.1)	Buildings	Plant & Equipment	Plant & Equipment Under Lease	Computer Equipments	Furniture & Fixture	Vehicles	Recoating/ Remem-braning	Total
Depreciation, Amortisation & Impairment										
As at April 1, 2021	-	633.08	3,839.40	69,589.51	78.40	692.75	498.93	145.67	6,316.33	81,794.07
Depreciation for the year	-	270.18	1,372.83	17,450.51	13.07	174.81	115.83	13.88	263.04	19,674.15
Adjustment	-	-	(67.64)	58.70	-	-	8.94	-	-	0.00
Deductions	-	-	-	(339.81)	-	(78.35)	(0.74)	-	-	(418.90)
Effect of foreign exchange difference	-	-	-	-	-	-	-	-	-	-
As at March 31, 2022	-	903.26	5,144.59	86,758.91	91.47	789.21	622.96	159.55	6,579.37	101,049.32
Depreciation for the year	-	278.54	1,617.94	24,745.12	13.07	175.79	404.91	6.37	263.04	27,504.78
Adjustment	-	-	(121.53)	121.53	-	-	-	-	1.66	1.66
Deductions	-	-	-	(4.38)	-	(38.57)	-	(4.39)	-	(47.34)
As at March 31, 2023	-	1,181.80	6,641.00	111,621.18	104.54	926.43	1,027.87	161.53	6,844.07	128,508.42
Net Carrying amount										
As at March 31, 2023	102.75	9,526.26	31,262.66	376,925.01	357.00	471.15	5,709.84	49.88	214.94	424,619.49
As at March 31, 2022	102.75	9,493.11	24,317.42	233,743.36	370.54	529.15	626.94	56.99	479.64	269,719.90

* Comprises of exchange difference arising from foreign currency borrowings to the extent regarded as an adjustment to interest cost.

AGEING AND COMPLETION SCHEDULE OF CAPITAL WORK IN PROGRESS

Ageing Schedule

[Rs. in Lakhs]

CWIP	F. Y. 2022-23					F. Y. 2021-22				
	Amount of CWIP for a period of					Amount of CWIP for a period of				
	Less than 1 year	1-2 years	2-3 years	More than 3 years	Total	Less than 1 year	1-2 years	2-3 years	More than 3 years	Total
(i) Project in Progress	27,036.63	14,398.45	7,361.54	5,572.73	54,369.35	82,140.61	66,497.80	20,327.69	9,701.30	178,667.40
(ii) Projects temporarily suspended	-	-	27.63	-	27.63	-	37.52	23.79	6.33	67.64
Total	27,036.63	14,398.45	7,389.17	5,572.73	54,396.98	82,140.61	66,535.32	20,351.48	9,707.63	178,735.04

NOTES TO THE CONSOLIDATED FINANCIAL STATEMENTS

3 PROPERTY, PLANT AND EQUIPMENT AND CAPITAL WORK IN PROGRESS (Contd.)

Completion Schedule

(whose completion is overdue or has exceeded its cost compared to its original plan)

[Rs. in Lakhs]

CWIP	F. Y. 2022-23				F. Y. 2021-22			
	To be completed in				To be completed in			
	Less than 1 year	1-2 years	2-3 years	More than 3 years	Less than 1 year	1-2 years	2-3 years	More than 3 years
Projects in Progress								
(i) CSL-18, Vadodara	-	-	-	-	1,440.61	-	-	-
(ii) Caustic Soda Expansion	-	-	-	-	39,171.90	-	-	-
(iii) 33870 TPA Phosphoric Acid Plant, Dahej	45,036.25	-	-	-	27,703.60	-	-	-
(iv) 10000 TPA Hydrazine Hydrate Plant At Dahej	-	-	-	-	30,390.84	-	-	-
(v) 105,000 TPA Chloromethanes Project, Dahej	-	-	-	-	74,408.75	-	-	-
(vi) Chloro Toluene Plant	242.18	-	-	-	-	-	-	-
(vii) Others	9,090.92	-	-	-	5,551.70	-	-	-
Sub Total	54,369.35	-	-	-	178,667.40	-	-	-
Projects temporarily suspended								
(i) Chloro Toluene Plant	-	-	-	-	40.01	-	-	-
(ii) 65 MW Coal Power-D-II/9	27.63	-	-	-	27.63	-	-	-
Sub Total	27.63	-	-	-	67.64	-	-	-
Total	54,396.98	-	-	-	178,735.04	-	-	-

Note :-

1. Phosphoric Acid project was earlier scheduled to be completed during the FY 2021-22 but due to COVID adverse impact, the completion is delayed and as on 31.03.2023 it is expected to be completed by 30.06.2023 i.e. within less than 1 year.
2. In the previous financial year this project was under hold as tolling agents had agreed to run their plant. But considering various aspects and consultation it is decided to restart this project at D-II/9v facility. For this necessary Board Approval is taken in the meeting held on 24th May, 2022.

Projects Temporarily Suspended :

- 1 65 MW Coal Based Power Plant This has been put under hold because of EPC Contract Finalization is pending in view of higher cost of Coal Based Power Plant.

3.1 Right of Use Assets amortised during Financial Year 2022-23 of Rs. 278.54 lakhs (Ref. Note 2.6).

3.2 Borrowing Cost capitalised during the year Rs. 1,010.23 Lakhs (Previous Year: Rs. 715.14 Lakhs) for acquisition of Long Term Assets.

NOTES TO THE CONSOLIDATED FINANCIAL STATEMENTS

4 OTHER INTANGIBLE ASSETS AND INTANGIBLE ASSETS UNDER DEVELOPMENT

[Rs. in Lakhs]

Particulars	As at 31.03.2023	As at 31.03.2022
Carrying Amounts of:		
Computer Software	340.83	444.85
	340.83	444.85

Other Intangible Assets	Computer Software
Cost	
As at April 1, 2021	864.29
Additions	16.21
As at March 31, 2022	880.5
Additions	0
As at March 31, 2023	880.5
Accumulated amortisation and impairment	
As at April 1, 2021	331.41
Amortisation expense	104.24
As at March 31, 2022	435.65
Amortisation expense	104.02
As at March 31, 2023	539.67
Net Block	
As at March 31, 2023	340.83
As at March 31, 2022	444.85



NOTES TO THE CONSOLIDATED FINANCIAL STATEMENTS

5 INVESTMENT IN JOINT VENTURE

[Rs. in Lakhs]

Particulars	Nos.	Face Value Rs.	As at 31.03.2023	Nos.	As at 31.03.2022
Unquoted Investments (all fully paid) :					
Investment in fully paid Equity Shares of GACL-NALCO Alkalies & Chemicals Pvt. Ltd.	414,000,000	10	24,275.82	414,000,000	40,884.49
GRAND TOTAL			24,275.82		40,884.49

Details and financial information of joint venture

Name of Joint Venture	Principal activity	Place of incorporation and principal place of business	Proportion of ownership interest and voting rights held by the Group	
			As at 31.03.2023	As at 31.03.2022
GACL-NALCO Alkalies & Chemicals Pvt. Ltd.	Manufacture and Sale of Chlor-Alkali Products	India	60%	60%

For Critical judgements Refer Note - 2.27

Summarised financial information in respect of Joint Venture :

[Rs. in Lakhs]

Particulars	As at 31.03.2023	As at 31.03.2022
Non-Current Liabilities	151,444.03	152,951.75
Current Liabilities	51,600.70	11,627.70
Non-Current Assets	183,847.73	203,664.10
Current Assets	59,656.71	29,056.17
Net Assets	40,459.71	68,140.82
Proportion of the Group's ownership interest in the joint venture	60%	60%
Carrying amount of the Group's interest in the joint venture	24,275.82	40,884.49
The above amounts of Assets and Liabilities include the following :		
Cash and Cash equivalents	582.00	24,484.73
Current Financial Liabilities (excluding Trade Payables and Provisions)	13,350.88	11,412.69
Non-Current Financial Liabilities (excluding Trade Payables and Provisions)	151,444.03	152,951.75

[Rs. in Lakhs]

Particulars	For the Year Ended	
	31.03.2023	31.03.2022
Revenue	28,252.68	62.05
Profit/(Loss) from continuing operations	(27,681.11)	(369.56)
Other Comprehensive Income for the year	-	-
Total Comprehensive Income for the year	(27,681.11)	(369.56)
The above profit/(loss) for the year include the following :		
Depreciation and Amortisation	7,889.13	86.77
Interest Income	1,002.70	18.73
Income Tax Expense/(Income)	-	-

NOTES TO THE CONSOLIDATED FINANCIAL STATEMENTS

6 OTHER INVESTMENTS

[Rs. in Lakhs]

Particulars	Face Value Rs.	As at 31.03.2023		As at 31.03.2022	
		No. of Shares	Amount	No. of Shares	Amount
Non - Current :					
1 Investment in Equity Instruments (Quoted) - FVTOCI :					
a Gujarat Industries Power Company Limited	10	2,30,88,980	17,524.54	2,30,88,980	16,958.86
b Gujarat State Fertilizers and Chemicals Limited	2	75,00,000	8,925.00	75,00,000	12,153.75
c Gujarat Lease Financing Limited	10	2,50,000	6.25	2,50,000	7.62
d Gujarat Gas Limited	2	21,315,785	97,967.35	21,315,785	107,271.69
Total - 1 (Quoted)			124,423.14		136,391.92
2 Investment in Equity Instruments (Unquoted) - FVTOCI :					
a Gujarat Data Electronics Limited	10	40,000	4.00	40,000	4.00
Less :- Provision for Diminution in the value of Investment			(4.00)		(4.00)
			-		-
b Gujarat Venture Finance Limited	10	1,80,000	441.00	1,80,000	496.80
c Gujarat Guardian Limited	10	74,25,000	11,063.25	74,25,000	7,870.50
d Gujarat State Petroleum Corporation Limited	1	2,15,43,200	3,272.41	2,15,43,200	2,408.53
e Gujarat Chemical Port Limited (Formerly Gujarat Chemical Port Terminal Limited)	1	6,13,90,000	17,189.20	6,13,90,000	20,258.70
f Vadodara Enviro Channel Limited	10	7,151	334.74	7,151	344.68
g Gujarat State Electricity Corporation Limited	10	-	-	1	0.00
h Vadodara Jal Sanchay Private Limited	10	3,00,000	30.00	3,00,000	30.00
Total - 2 (Unquoted)			32,330.60		31,409.21
GRAND TOTAL			156,753.74		167,801.13
Current :					
(A) Investment in Equity Instruments (Quoted) - FVTPL :					
1 IDBI Bank Ltd.	10	3,18,800	143.46	3,18,800	136.45
Total - A			143.46		136.45
(B) Investment in Government Securities (Unquoted) :					
Investment In Govt. Securities (FVTPL)			1,059.80		1,059.80
Six Year National Saving Certificate (Pledged for renewal licence)- amortised cost			0.20		0.20
Total - B			1,060.00		1,060.00
(C) Investment in Pvt. Bond Securities (Unquoted) - FVTPL			840.82		1,064.53
(D) Investment in Mutual Fund Securities (Unquoted) - FVTPL			21.29		12.32
GRAND TOTAL			2,065.57		2,273.30
Aggregate Carrying Value of current quoted investments			143.46		136.45
Aggregate Carrying Value of non-current quoted investments			124,423.14		136,391.92
Total Aggregate Carrying Value of quoted investments			124,566.60		136,528.37
Aggregate Market Value of current quoted investments			143.46		136.45
Aggregate Market Value of non-current quoted investments			124,423.14		136,391.92
Total Aggregate Market Value of quoted investments			124,566.60		136,528.37
Aggregate Carrying Value of current unquoted investments			1,921.91		2,136.65
Aggregate Carrying Value of non-current unquoted investments			32,330.60		31,409.21
Total Aggregate Carrying Value of unquoted investments			34,252.51		33,545.86
Aggregate amount of impairment in value of Investments			4.00		4.00
Category-wise other Investments - as per Ind AS 109 classification :-					
Financial assets carried at fair value through profit or loss (FVTPL)			2,065.37		2,273.10
Financial assets carried at amortised cost (Govt. Securities)			0.20		0.20
Financial assets measured at fair value through other comprehensive income (FVTOCI) (Equity Instruments)			156,753.74		167,801.13

NOTES TO THE CONSOLIDATED FINANCIAL STATEMENTS

6.1 The Company had invested an amount of Rs.7,122.00 Lakhs in equity shares of Bhavnagar Energy Company Limited (BECL). The Gujarat Government vide notification dated 27th August, 2018 in terms of Gujarat Electricity Industry (Reorganisation and Regulation) Act, 2003, formulated the Gujarat Electricity Reform (Transfer of Generation Undertakings) Scheme, 2018 (the scheme), whereby BECL merged with effect from 1st April, 2018 into Gujarat State Electricity Corporation Ltd. (GSECL). In terms of the said notification, the Company received one equity share of Rs. 10/- of Gujarat State Electricity Corporation Ltd. for its investment in BECL. Accordingly, during 2018-19, the Company has impaired its investment in BECL by debit to Other Comprehensive Income.

During the year, the company has transferred 1 share of Gujarat State Electricity Corporation limited to Gujarat Urja Vikas Nigam Limited and received consideration of Rs. 37/-. Consequently on transfer of shares, the company has reclassified impairment loss on Investment from Other Comprehensive Income to Retained earnings.

7 LOANS

[Rs. in Lakhs]

Particulars	As at 31.03.2023	As at 31.03.2022
LOANS RECEIVABLE :		
Non-Current :		
Unsecured - Considered Good :		
Loans to Employees	41.01	58.18
Loans to Officers	7.94	12.69
Total :	48.95	70.87
Current :		
Unsecured - Considered Good :		
Inter Corporate Deposit with Gujarat State Financial Services Ltd. (Related party - Refer Note-38)	5,000.00	5,000.00
Loans to Employees	57.19	117.51
Loans to Officers	4.75	4.30
Total :	5,061.94	5,121.81

Loans or advances to specified person :

(a) repayable on demand; or

[Rs. in Lakhs]

(b) without specifying any terms or period of repayment

Type of Borrower	As at 31.03.2023		As at 31.03.2022	
	Amount of Loan or Advance in Nature of loan Outstanding (Rs.)	Percentage to the total Loans and Advances in the Nature of Loans	Amount of Loan or Advance in Nature of loan Outstanding (Rs.)	Percentage to the total Loans and Advances in the Nature of Loans
Related Parties	-	-	5,000.00	96.29

NOTES TO THE CONSOLIDATED FINANCIAL STATEMENTS

8 OTHER FINANCIAL ASSETS

[Rs. in Lakhs]

Particulars	As at 31.03.2023	As at 31.03.2022
Non - Current :		
Unsecured - Considered Good :		
Security Deposits	2,293.71	2,468.93
Total :	2,293.71	2,468.93
Current :		
Unsecured - Considered Good :		
Security Deposits	313.25	347.24
Amount receivable for Wind Farm Credit	691.29	824.29
Receivable from GACL-NALCO Alkalies and Chemicals Pvt. Ltd. (Related party - Refer Note - 38)	2,841.66	-
Interest receivable	397.25	388.30
Others	282.53	-
Total :	4,525.98	1,559.83

9 NON-CURRENT TAX ASSETS (NET)

[Rs. in Lakhs]

Particulars	As at 31.03.2023	As at 31.03.2022
Tax Assets (Net)	18,819.97	17,164.13
Total:	18,819.97	17,164.13

CURRENT TAX LIABILITIES (NET)

[Rs. in Lakhs]

Particulars	As at 31.03.2023	As at 31.03.2022
Tax Liabilities (Net)	1,002.52	2,068.44
Total:	1,002.52	2,068.44

10 OTHER ASSETS

[Rs. in Lakhs]

Particulars	As at 31.03.2023	As at 31.03.2022
Non - Current :		
Unsecured - Considered Good :		
Capital Advances (Refer Note No. 10.1)	9,412.88	9,746.84
Balance with Govt. Department (Refer Note No. 10.2 & 10.3)	1,473.06	1,257.55
Prepaid Expenses	35.76	16.65
Other Loans and Advances	27.77	27.77
Total :	10,949.47	11,048.81
Current :		
Unsecured - Considered Good :		
Prepaid Current Employee Benefits (Gratuity) (Ref. Note No. 36)	905.23	-
Advance to suppliers	4,450.33	4,171.37
Export Incentive Receivable	99.48	84.81
Prepaid Expenses	103.87	69.54
Indirect Taxes Receivable	921.83	561.49
Other Loans and Advances	21.51	21.51
Total :	6,502.25	4,908.72

NOTES TO THE CONSOLIDATED FINANCIAL STATEMENTS

- 10.1 Capital Advances includes advance payment made for leasehold lands allotted pending execution of lease deeds :
 (i) Rs. 923.08 lakhs (FY 2021-22 Rs. 923.08 lakhs) towards plot No. B-37 to B-44 at village Atali admeasuring 50,714.48 sq. mtrs.
- 10.2 In the Financial Year 2012-13, the Company received a demand of Rs. 1,719.66 lakhs from the revenue authorities for excise duty, interest and penalty thereon. The same has been shown as provision for other liabilities under Non-Current Provisions (Note no. 19). The Company has contested the demand and has paid under protest Rs.924.23 lakhs and Rs.333.32 lakhs (Total Rs.1,257.55 lakhs) during 2012-13 and 2013-14 respectively. As the matter is pending with Honourable High Court, the amount paid has been shown under Balance with Govt. Department under Other Non-Current Assets.
- 10.3 Other than mentioned in Note No. 10.2 above, Balance with Govt. Departement includes amount paid under protest relating to matters pending with respect to Sales Tax & Service Tax.

11 INVENTORIES

[At lower of Cost and Net Realisable Value]

[Rs. in Lakhs]

Particulars	As at 31.03.2023	As at 31.03.2022
(a) Raw Materials and Components	12,294.57	7,848.14
Goods-in-Transit	12,789.69	8,992.84
	25,084.26	16,840.98
(b) Work-in-Progress	2,674.53	2,526.51
(c) Finished Goods	4,077.23	3,063.59
Goods-in-Transit	711.26	180.21
	4,788.49	3,243.80
(d) Stores and Spares	13,025.45	12,221.98
Goods-in-Transit	47.55	8.54
	13,073.00	12,230.52
(e) Others :		
Packing Materials	411.10	409.63
Building Materials	20.18	19.55
Others	20.95	42.70
	452.23	471.88
Total :	46,072.51	35,313.69

12 TRADE RECEIVABLES

[Rs. in Lakhs]

Particulars	As at 31.03.2023	As at 31.03.2022
Current :		
(a) Secured, considered goods (Refer Note No. 37.7)	2,182.90	5,275.36
(b) Unsecured, Considered goods	28,039.43	27,083.87
(c) Which have significant increase in Credit Risk	-	-
(d) Credit Impaired (Refer Note No. 12.2)	1,610.42	1,322.42
	31,832.75	33,681.65
Less : Allowance for expected credit losses	3,376.44	3,417.46
Total :	28,456.31	30,264.19

NOTES TO THE CONSOLIDATED FINANCIAL STATEMENTS

12 TRADE RECEIVABLES (Contd.)

12.1 Refer Note No. 38 for related party receivable.

12.2 Trade Receivables include overdue outstanding from various parties aggregating to Rs. 1,610.42 lakhs, (Previous Year Rs.1,322.42 lakhs), for which the Company has taken legal steps for recovery of the outstanding dues and the management is hopeful of the recovery. However, cumulative provision of Rs. 1,610.42 lakhs (Previous Year Rs.1,322.42 lakhs) exists for such doubtful debts as on 31.03.2023.

The average credit period on sale of goods is 23 days. However, no interest is charged on Trade Receivables for delay in payment beyond 31 days from the date of the Invoice.

The credit limits for customers are set based on security deposits and bank guarantees. Limits attributed to customers are reviewed periodically.

The Company has used a practical expedient by computing the expected credit loss allowance for Trade Receivables based on a provision matrix. The provision matrix takes into account historical credit loss experience and adjusted for forward looking information. The expected credit loss allowance is based on the ageing of the days the receivables are due and the rates are given in the provision matrix. The provision matrix at the end of the Reporting Period is as follows. :

Ageing :	Expected Credit Loss
Particulars	As at 31.03.2023
Within the Credit Period	1.00%
1-60 days past due	11.03%
61-180 days past due	28.48%
181-2 years past due	38.01%
2-5 years past due	88.00%
Above 5 years past due	100.00%

Age of Receivables :	[Rs. in Lakhs]	
Particulars	As at 31.03.2023	As at 31.03.2022
Within the Credit Period	25,286.51	27,918.89
1-60 days past due	3,073.71	2,142.00
61-180 days past due	448.59	335.99
181-2 years past due	431.72	1,214.15
2-5 years past due	829.22	644.47
Above 5 years past due	1,763.00	1,426.15
Total :	31,832.75	33,681.65

Movement in Expected Credit Loss Allowance :	[Rs. in Lakhs]	
Particulars	As at 31.03.2023	As at 31.03.2022
Balance at beginning of the year	3,417.46	3,385.53
Movement in Expected Credit Loss Allowance on trade receivables calculated at lifetime expected credit losses	(41.02)	31.93
Balance at end of the year	3,376.44	3,417.46

The Concentration of Credit Risk is limited due to the fact that the customer base is large and unrelated.

NOTES TO THE CONSOLIDATED FINANCIAL STATEMENTS

12 TRADE RECEIVABLES (Contd.)

At March 31, 2023 and March 31, 2022, the major customers (top five) accounted for the following amounts of the Company's Trade Receivables :

Sr. No.	Dealer Name	Balance as at 31.03.2023		Balance as at 31.03.2022	
		Amount (Rs.)	% to Total Debtors	Amount (Rs.)	% to Total Debtors
1	Dealer-A	6,367.56	20.00	7,320.00	21.73
2	Dealer-B	227.92	0.72	877.00	2.60
3	Dealer-C	108.13	0.34	215.00	0.64
4	Dealer-D	3,956.15	12.43	138.00	0.41
5	Dealer-E	36.66	0.12	337.00	1.00
	Total (1 TO 5)	10,696.42	33.61	8,887.00	26.38
	Total Trade Receivable-GACL	31,832.75	100.00	33,681.65	100.00

[Rs. in Lakhs]

AGEING SCHEDULE OF TRADE RECEIVABLES FOR THE F. Y. 2022-23

Particulars	Outstanding for following periods from due date of payment						Total
	Not Due	Less than 6 months	6 months- 1 year	1-2 years	2-3 years	More than 3 years	
(i) Undisputed Trade receivables – Considered good	25,286.51	3,522.30	197.23	234.49	334.67	647.13	30,222.33
(ii) Disputed Trade Receivables – Credit Impaired	-	-	-	-	-	1,610.42	1,610.42
Less : Expected Credit Loss allowance							3,376.44
As at 31st March, 2023							28,456.31

AGEING SCHEDULE OF TRADE RECEIVABLES FOR THE F. Y. 2021-22

Particulars	Outstanding for following periods from due date of payment						Total
	Not Due	Less than 6 months	6 months- 1 year	1-2 years	2-3 years	More than 3 years	
(i) Undisputed Trade receivables – Considered good	27,918.89	2,477.99	373.49	840.66	370.81	377.39	32,359.23
(ii) Disputed Trade Receivables – Credit Impaired	-	-	-	-	-	1,322.42	1,322.42
Less : Expected Credit Loss allowance							3,417.46
As at 31st March, 2022							30,264.19

13 CASH AND CASH EQUIVALENTS

[Rs. in Lakhs]

Particulars	As at 31.03.2023	As at 31.03.2022
Cash and Cash Equivalents :		
Balances with Banks :		
Current Account (Refer Note No. 13.1)	6,050.20	4,767.67
Cash on hand	4.04	3.47
Others :		
Stamps on hand	0.14	0.14
Deposit with Gujarat State Financial Services Ltd.	39,500.00	25,000.00
Total :	45,554.38	29,771.28

13.1 Includes Rs. 127.59 lakhs netting of credit balance of one bank account in accordance with sweeping arrangements with bank.

NOTES TO THE CONSOLIDATED FINANCIAL STATEMENTS

14 OTHER BALANCES WITH BANKS

[Rs. in Lakhs]

Particulars	As at 31.03.2023	As at 31.03.2022
Other Bank Balances consist of the following:		
Fixed Deposits with Banks	2,100.10	0.10
Unspent CSR Fund	430.61	-
Unpaid Dividend (Refer Note No. 14.1)	206.22	191.02
Total :	2,736.93	191.12

14.1 During the year, the Company has transferred Rs. 19.53 lakhs (Previous Year Rs.16.33 lakhs for FY 2013-14) to Investor Education & Protection Fund for FY 2014-15.

15 SHARE CAPITAL

[Rs. in Lakhs]

Particulars	As at 31.03.2023	As at 31.03.2022
Equity Share Capital		
(a) Authorised share capital :		
10,00,00,000 Equity Shares of Rs. 10/- each	10,000.00	10,000.00
50,00,00,000 Redeemable Cumulative Preference Shares of Rs.100/- each	5,000.00	5,000.00
	15,000.00	15,000.00
(b) Issued :		
7,34,39,875 Equity Shares of Rs.10/- each (As at March 31, 2022 :7,34,39,875)	7,343.99	7,343.99
(c) Subscribed & Fully Paid-up :		
7,34,36,928 Equity Shares of Rs.10/- each (As at March 31, 2022 : 7,34,36,928)	7,343.69	7,343.69
(d) Subscribed & Not Fully Paid-up (forefeited) :		
2,947 Equity Shares of Rs.10/- each (As at March 31, 2022 : 2,947)	0.15	0.15
Total	(c + d) 7,343.84	7,343.84

(i) Reconciliation of the number of equity shares :

Particulars	As at 31.03.2023		As at 31.03.2022	
	Number	(Rs. in Lakhs)	Number	(Rs. in Lakhs)
Shares outstanding at the beginning of the period	73,436,928	7,343.69	73,436,928	7,343.69
Shares outstanding at the end of the period	73,436,928	7,343.69	73,436,928	7,343.69

(ii) Rights, preferences and restrictions attached to equity shares :

The Company has one class of equity shares having a par value of Rs.10/- each. Each Shareholder is eligible for one vote per one share held. The dividend proposed by the Board of Directors is subject to the approval of the Shareholders in the ensuing Annual General Meeting, except in case of interim dividend. In the event of liquidation, the equity Shareholders are eligible to receive the remaining assets of the Company after distribution of all preferential amounts, in proportion to their shareholding.

NOTES TO THE CONSOLIDATED FINANCIAL STATEMENTS

15 SHARE CAPITAL (Contd.)

(iii) Details of shares held by each shareholder holding more than 5% equity shares :

Sr. No.	Name of Shareholder	As at 31.03.2023		As at 31.03.2022	
		No. of shares held	% of shares held	No. of shares held	% of shares held
1	Lok Prakashan Ltd.	16,215,732	22.08	16,215,732	22.08
2	Gujarat State Investment Ltd.	15,329,373	20.87	15,329,373	20.87
3	Gujarat Industrial Investment Corporation Limited	7,119,028	9.69	7,119,028	9.69
4	Gujarat Mineral Development Corporation Ltd.	4,145,433	5.64	4,145,433	5.64

(iv) Details of Shares held by Promoters :

Sr. No.	Promoters Name	As at 31.03.2023		As at 31.03.2022		% Change during the year
		No. of shares	% of Total shares	No. of shares	% of Total shares	
1	Gujarat Industrial Investment Corporation Limited	7,119,028	9.69	7,119,028	9.69	-
2	Gujarat Mineral Development Corporation Ltd	4,145,433	5.64	4,145,433	5.64	-
3	Gujarat Narmada Valley Fertilizers And Chemicals Limited	1,759,996	2.40	1,759,996	2.40	-
4	Gujarat State Investments Limited	15,329,373	20.87	15,329,373	20.87	-
5	Gujarat Maritime Board	2,734,719	3.72	2,734,719	3.72	-
6	Gujarat Industrial Development Corporation	2,897,740	3.95	2,897,740	3.95	-
7	Governor of Gujarat	21	-	21	-	-

(v) Dividend :

For current financial year 2022-23, The Company has proposed dividend of Rs. 23.55 per equity share (Previous year Rs. 10.00 per share declared). Proposed dividends on equity share are subject to approval at the Annual General Meeting and are not recognised as a liability as at Balance Sheet date.

16 OTHER EQUITY

[Rs. in Lakhs]

Particulars	As at 31.03.2023	As at 31.03.2022
a. General Reserve	230,217.62	230,217.62
b. Securities Premium	23,423.18	23,423.18
c. Capital Reserve	0.24	0.24
d. Reserve for equity instruments through other comprehensive income	129,229.40	132,079.97
e. Retained Earnings	223,707.71	196,864.91
Total :	606,578.15	582,585.92

a. General Reserve

The General Reserve is used from time to time to transfer profits from Retained Earnings for appropriation purpose. As General Reserve is created by a transfer from one component of Equity to another and is not an item of other comprehensive income, items included in the General Reserve will not be reclassified subsequently to profit or loss.

b. Securities Premium

Securities premium is used to record the premium received on issue of shares. It is utilised in accordance with the provisions of the Companies Act, 2013.

c. Reserve for equity instruments through other comprehensive income

The reserve represents the cumulative gains and losses arising on the revaluation of equity instruments measured at fair value through other comprehensive income.

NOTES TO THE CONSOLIDATED FINANCIAL STATEMENTS

17 BORROWINGS

[Rs. in Lakhs]

Particulars	As at 31.03.2023	As at 31.03.2022
Non-Current :		
Secured - at amortised cost :		
Term Loans from Banks :		
External Commercial Borrowing from ICICI Bank (Refer Note No.17.1)	1,065.78	2,979.76
External Commercial Borrowing from State Bank of India (Refer Note No.17.2)	44,820.14	51,916.46
Total :	45,885.92	54,896.22

The terms of repayment of borrowings are stated below:

- 17.1 The Loan is secured by way of Hypothecation charge on plant and machinery of 14.7 MW Wind Farm Project at Dist. Porbandar, Gujarat, 915 nos. Cell Elements at Ranoli Dist. Vadodara, Gujarat and 440 nos. Cell Elements at Dahej, Dist. Bharuch, Gujarat. It has to be repaid in 15 equal half yearly instalments from 10.09.2017 and carries interest rate of LIBOR plus 1.64% p.a.
- 17.2 The loan is secured by way of Hypothecation charge on plant and machinery of Chloromethanes Plant at Plot No. D-II/9 P. O. Dahej, Tal. Vagra. Dist Bharuch, Gujarat. It has to repaid in 10 equal half yearly instalments from 17.09.2023 and carries interest rate of LIBOR plus 1.28% p.a.

[Rs. in Lakhs]

Particulars	As at 31.03.2023	As at 31.03.2022
Current :		
Secured		
Loans repayable on demand from Banks (Refer Note No. 17.3)	-	150.26
Current maturities of long term secured debts (Refer Note No. 17.4)	13,695.00	4,287.19
Total :	13,695.00	4,437.45

- 17.3 The Company has working capital facilities with various Banks carrying interest rate ranging from 8.25% p.a. to 8.85% p.a. These facilities are secured by first charge by hypothecation of stocks and book debts and second charge over the immovable assets of the Company.
- 17.4 Represents repayment falling due in next twelve months :
- Rs. 2,191.20 lakhs to ICICI Bank towards ECB loan secured against Hypothecation charge on plant and machinery of 14.70 MW Windmills phase-X located at Porbandar district, Gujarat, 915 nos. Cell Elements at Ranoli, Dist. Vadodara, Gujarat and 440 nos. Cell Elements at Dahej, Dist. Bharuch, Gujarat carrying interest rate of LIBOR plus 1.64% p.a.
 - Rs. 11,503.80 lakhs to State Bank of India towards ECB loan secured against Hypothecation charge on plant and machinery of Chloromethanes plant at Plot no D-II/9 P.O. Dahej Taluka Vagra Dist Bharuch, Gujarat carrying interest rate of LIBOR plus 1.28% p.a.

NOTES TO THE CONSOLIDATED FINANCIAL STATEMENTS

18 LEASE LIABILITIES

Particulars	[Rs. in Lakhs]	
	As at 31.03.2023	As at 31.03.2022
Non - current :		
Lease Liabilities	66.29	67.24
Total :	66.29	67.24
Current :		
Lease Liabilities	6.04	6.11
Total :	6.04	6.11

19 PROVISIONS

Particulars	[Rs. in Lakhs]	
	As at 31.03.2023	As at 31.03.2022
Non - current :		
(A) Provision for Employees' Benefits		
(i) Gratuity (Ref. Note No. 36)	-	1,754.20
(ii) Compensated Absences (Ref. Note No. 36)	9,177.33	9,267.36
(iii) Long Service Award	127.47	92.33
(B) Provision for Other Liabilities (Ref. Note No. 19.1)	1,719.66	1,719.66
(C) Asset Retirement Obligations (Refer Note No. 19.2)	2,222.98	2,067.97
Total :	13,247.44	14,901.52
Current :		
(A) Provision for Employees' Benefits		
(i) Gratuity (Ref. Note No. 36)	-	300.22
(ii) Compensated Absences (Ref. Note No. 36)	1,426.78	1,384.59
(iii) Long Service Award	50.89	78.30
Total :	1,477.67	1,763.11

19.1 In the earlier Financial Year 2012-13, the Company received a demand of Rs. 1,719.66 lakhs from the revenue authorities for excise duty, interest and penalty thereon - Refer Note 10.2.

19.2 Movement of asset retirement obligation : [Rs. in Lakhs]

Particulars	2022-23	2021-22
Balance at the beginning of the year	2,067.97	1,930.66
Add : Unwinding of discount	155.01	137.31
Balance at the end of the year	2,222.98	2,067.97

NOTES TO THE CONSOLIDATED FINANCIAL STATEMENTS

20 DEFERRED TAX LIABILITIES (NET)

[Rs. in Lakhs]

Particulars	As at 31.03.2023	As at 31.03.2022
Deferred Tax assets	(10,711.61)	(6,738.18)
Deferred Tax liabilities	87,079.79	71,176.58
Deferred Tax Liabilities (Net)	76,368.18	64,438.40

2022-2023:

[Rs. in Lakhs]

Deferred tax liabilities / (assets) in relation to:	Opening balance	Recognised in profit or loss	Recognised in other comprehensive income	Recognised directly in equity	Reclassified from equity to profit or loss	MAT Credit Set off (Entitlement)	Adjustment	Closing Balance
Property, Plant and Equipment	57,076.32	16,978.03	-	-	-	-	-	74,054.35
Employee Benefits	(1,733.60)	-	186.26	-	-	-	-	(1,547.34)
Investments	14,100.26	-	(1,074.82)	-	-	-	-	13,025.44
Disallowances / Allowances	(5,004.58)	698.27	-	-	-	-	-	(4,306.31)
MAT Credit (Entitlement) / Utilisation	-	-	-	-	-	(4,857.96)	-	(4,857.96)
Total :	64,438.40	17,676.30	(888.56)	-	-	(4,857.96)	-	76,368.18

2021-2022:

[Rs. in Lakhs]

Deferred tax liabilities / (assets) in relation to:	Opening balance	Recognised in profit or loss	Recognised in other comprehensive income	Recognised directly in equity	Reclassified from equity to profit or loss	MAT Credit Set off (Entitlement)	Adjustment	Closing Balance
Property, Plant and Equipment	55,910.81	1,165.51	-	-	-	-	-	57,076.32
Employee Benefits	(979.58)	-	(754.02)	-	-	-	-	(1,733.60)
Investments	13,057.55	-	1,042.71	-	-	-	-	14,100.26
Disallowances / Allowances	(3,382.63)	(1,621.95)	-	-	-	-	-	(5,004.58)
MAT Credit (Entitlement) / Utilisation	(2,419.80)	-	-	-	-	2,212.03	207.77	-
Total :	62,186.35	(456.44)	288.69	-	-	2,212.03	207.77	64,438.40

21 TRADE PAYABLES

[Rs. in Lakhs]

Particulars	As at 31.03.2023	As at 31.03.2022
Current :		
Trade Payable to related parties (Refer Note No. 38) :	1,474.68	145.31
Trade Payables		
a. Total outstanding dues of micro enterprises and small enterprises	3,911.11	2,632.39
b. Total outstanding dues of creditors other than micro enterprises and small enterprises (Refer note below for details of dues to Micro, Small and Medium Enterprises)	43,997.67	32,500.37
Total :	49,383.46	35,278.07

NOTES TO THE CONSOLIDATED FINANCIAL STATEMENTS

21 TRADE PAYABLES (Contd.)

[Rs. in Lakhs]

Particulars	As at 31.03.2023	As at 31.03.2022
Disclosures required under Section 22 of the Micro, Small and Medium Enterprises Development Act, 2006 (“MSMED Act”)		
(i) Principal amount remaining unpaid to any supplier as at the end of the accounting year	3,911.11	2,632.39
(ii) Interest due thereon remaining unpaid to any supplier as at the end of the accounting year	-	-
(iii) The amount of interest paid along with the amounts of the payment made to the supplier beyond the appointed day	-	-
(iv) The amount of interest due and payable for the year	-	-
(v) The amount of interest accrued and remaining unpaid at the end of the accounting year	-	-
(vi) The amount of further interest due and payable even in the succeeding year, until such date when the interest dues as above are actually paid	-	-
Dues to Micro, Small and Medium Enterprises have been determined to the extent such parties have been identified on the basis of information collected by the Management. This has been relied upon by the Auditors.		

The Company has made payments to Micro and Small suppliers within the stipulated payment period as prescribed under Micro and Small enterprises Development Act, 2006 (MSMED Act, 2006). Accordingly, no interest is payable to such suppliers. The Company has financial risk management policies in place to ensure that all payables are paid within the pre-agreed credit terms.

AGEING SCHEDULE OF TRADE PAYABLE FOR THE F. Y. 2022-23

Particulars	Outstanding for following periods from due date of payment					Total
	Not Due	Less than 1 year	1-2 years	2-3 years	More than 3 years	
(i) MSME	3,438.55	472.56	-	-	-	3,911.11
(ii) Others	30,931.78	13,301.49	383.39	511.71	343.98	45,472.35
(iii) Disputed dues - MSME	-	-	-	-	-	-
(iv) Disputed dues - Others	-	-	-	-	-	-
Total	34,370.33	13,774.05	383.39	511.71	343.98	49,383.46

AGEING SCHEDULE OF TRADE PAYABLE FOR THE F. Y. 2021-22

Particulars	Outstanding for following periods from due date of payment					Total
	Not Due	Less than 1 year	1-2 years	2-3 years	More than 3 years	
(i) MSME	2,557.93	74.46	-	-	-	2,632.39
(ii) Others	23,678.94	6,983.31	529.64	1,300.88	152.91	32,645.68
(iii) Disputed dues - MSME	-	-	-	-	-	-
(iv) Disputed dues - Others	-	-	-	-	-	-
Total	26,236.87	7,057.77	529.64	1,300.88	152.91	35,278.07

NOTES TO THE CONSOLIDATED FINANCIAL STATEMENTS

22 OTHER FINANCIAL LIABILITIES

[Rs. in Lakhs]

Particulars	As at 31.03.2023	As at 31.03.2022
Current :		
Interest accrued but not due on borrowings	159.43	74.33
Unpaid dividends	206.22	191.02
Payables for capital goods	2,000.49	13,740.99
Security Deposits / Earnest Money Deposits	8,452.27	8,863.93
Security Deposits:		
GACL-NALCO Alkalies and Chemicals Pvt. Ltd. (Related party - Refer Note No. 38)	2.69	2.69
GACL Education Society (Related Party - Refer Note No. 38)	4.06	4.06
Others	241.21	-
Total :	11,066.37	22,877.02

23 OTHER CURRENT LIABILITIES

[Rs. in Lakhs]

Particulars	As at 31.03.2023	As at 31.03.2022
Other payables :		
Other Statutory Liabilities	3,523.38	4,137.15
Advance received from customers	3,131.16	2,338.64
Unspent CSR Expenses (Refer Note No. 45)	699.41	602.96
Total :	7,353.95	7,078.75

NOTES TO THE CONSOLIDATED FINANCIAL STATEMENTS

24 REVENUE FROM OPERATIONS

[Rs. in Lakhs]

Particulars	Year Ended 31.03.2023		Year Ended 31.03.2022	
(i) SALE OF PRODUCTS :				
[a] MANUFACTURING OPERATIONS :-				
Caustic Soda Lye	167,915.72		116,832.62	
Caustic Soda Flakes	56,559.99		40,926.79	
Caustic Soda Prills	12,964.93		8,094.31	
Chloromethanes	33,326.83		33,880.97	
Caustic Potash Lye	13,108.25		7,215.99	
Caustic Potash Flakes	25,732.40		17,565.40	
Potassium Carbonate	15,982.08		9,809.26	
Hydrogen Peroxide	28,876.28		27,604.87	
Phosphoric Acid (85%)	30,824.87		24,529.33	
Poly Aluminium Chloride	8,920.64		7,017.36	
Aluminium Chloride	24,897.04		32,129.09	
Benzyl Chloride	42.06		5,992.23	
Benzyl Alcohol	338.97		8,238.89	
Benzaldehyde	137.79		3,893.92	
Sodium Chlorate	16,250.62		10,864.47	
Others	931.78		11,896.83	
		436,810.25		366,492.33
[b] TRADING ACTIVITY		2,011.29		473.82
[c] SALE OF POWER		1,364.12		1,374.08
Total (i)		440,185.66		368,340.23
(ii) OTHER OPERATING REVENUE :				
Sale of Scrap	1,528.81		1,035.84	
Insurance claims received	26.45		191.70	
Export Incentives	341.20		148.20	
Credit balances written back (Net)	1,276.12		222.78	
Excess expected credit loss allowances written back	41.02		-	
Freight Outward Recovered (Gross)	6,430.73		4,895.36	
Service Charge / Commission	759.52		-	
Other Receipts	1,060.55		1,039.48	
Total (ii)		11,464.40		7,533.36
Total (i + ii)		451,650.06		375,873.59

Revenues are further disaggregated into revenues from domestic as well as export market as follows:

Particulars	Year Ended 31.03.2023	Year Ended 31.03.2022
Revenue from Sale of Product		
-Domestic	367,613.67	318,625.16
-Export	72,571.99	49,715.07
Total	440,185.66	368,340.23

NOTES TO THE CONSOLIDATED FINANCIAL STATEMENTS

25 OTHER INCOME

[Rs. in Lakhs]

Particulars	Year Ended 31.03.2023	Year Ended 31.03.2022
Interest Income		
a) Deposit with Banks	25.98	0.29
b) Short Term Deposit / Inter Corporate Deposit	1,469.15	1,049.11
c) Others		
- From Non-Current Assets	78.82	86.24
- From Current Assets	355.57	558.69
Dividend Income		
From Non-Current Investments	1,880.40	1,918.93
All Dividends from Equity investments designated as at FVTOCI recognised for both the years relate to investments held at the end of each reporting period.		
Other Non-operating Income		
a) Rent received from assets given on operating lease	16.68	36.58
b) Net gain arising from Financial Assets designated FVTPL	290.12	962.56
c) Miscellaneous Income	98.46	26.58
Total:	4,215.18	4,638.98

26 COST OF MATERIALS CONSUMED

[Rs. in Lakhs]

Particulars	Year Ended 31.03.2023	Year Ended 31.03.2022
Natural Gas (includes used in captive power plant)	39,470.98	33,384.65
Potassium Chloride	28,518.76	14,449.46
Salt	18,879.78	16,558.87
Rock Phosphate	13,857.59	7,771.60
Aluminium Ingots	22,683.89	25,479.86
Alumina Trihydrate Powder	6,408.33	4,701.08
Heavy Normal Paraffin	2,744.51	737.88
Toluene	148.45	9,732.35
Methanol - Commercial Grade	6,331.45	5,731.28
Others	11,740.18	9,307.14
Total :	150,783.92	127,854.17

27 CHANGES IN INVENTORIES OF FINISHED GOODS, WORK-IN-PROGRESS AND STOCK-IN-TRADE

[Rs. in Lakhs]

Particulars	Year Ended 31.03.2023		Year Ended 31.03.2022
Closing Stock :			
Finished Goods	4,788.49	7,463.02	3,243.80
Process Stock	2,674.53		2,526.51
			5,770.31
Less :- Opening Stock :			
Finished Goods	3,243.80	5,770.31	3,953.76
Process Stock	2,526.51		1,510.21
			5,463.97
(Increase) / Decrease :		(1,692.71)	(306.34)

**NOTES TO THE CONSOLIDATED FINANCIAL STATEMENTS****28 EMPLOYEE BENEFITS EXPENSE**

[Rs. in Lakhs]

Particulars	Year Ended 31.03.2023	Year Ended 31.03.2022
a) Salaries and Wages	20,605.49	22,412.16
b) Contributions to :		
(i) Provident Fund	1,081.41	1,087.90
(ii) Superannuation Scheme	833.13	692.52
(iii) Gratuity Fund	497.32	426.67
(iv) Employee State Insurance Corporation	9.29	7.46
c) Staff Welfare Expenses	2,213.06	2,566.70
Total :	25,239.70	27,193.41

29 FINANCE COSTS

[Rs. in Lakhs]

Particulars	Year Ended 31.03.2023	Year Ended 31.03.2022
(a) Interest Expense :		
On Term Loans	1,550.02	218.97
On Dismantling Cost (Refer Note No. 19.2)	155.01	137.31
On Leasehold Land	5.66	5.73
Others	7.28	6.77
(b) Other Borrowing Costs :		
Bank Charges	228.27	245.85
Total :	1,946.24	614.63

30 DEPRECIATION AND AMORTISATION EXPENSE

[Rs. in Lakhs]

Particulars	Year Ended 31.03.2023	Year Ended 31.03.2022
Depreciation on Property, Plant and Equipment (Note No. 3)	27,226.24	19,403.97
Amortisation on Right of Use Assets (Note No. 3)	278.54	270.18
Amortisation on Intangible Assets (Note No. 4)	104.02	104.24
Total :	27,608.80	19,778.39

31 POWER, FUEL & OTHER UTILITIES

[Rs. in Lakhs]

Particulars	Year Ended 31.03.2023	Year Ended 31.03.2022
Power	88,501.19	61,013.47
Fuel, Natural Gas and Water Charges	23,342.70	12,891.47
Total :	111,843.89	73,904.94

NOTES TO THE CONSOLIDATED FINANCIAL STATEMENTS

32 OTHER EXPENSES

[Rs. in Lakhs]

Particulars	Year Ended 31.03.2023	Year Ended 31.03.2022
Stores and Spare-parts consumed	6,112.26	6,681.47
Repairs, Maintenance and Replacement		
Building	-	-
Plant and Machinery	4,665.74	4,109.48
Others	6,879.06	6,506.40
	11,544.80	10,615.88
Job Work / Processing Charges	5,270.69	8,945.55
Safety & Environment Expenses	259.39	234.27
Insurance	1,796.12	1,496.32
Packing Materials Consumption	6,345.87	6,273.94
Rent	365.39	246.31
Rates and Taxes	15.59	18.75
Printing and Stationery	98.52	50.98
Postage and Telephone	69.96	70.41
Vehicle Running and Maintenance including Hire Charges	724.32	664.06
Directors' Fees	21.52	22.40
Auditors' Remuneration and Expenses (Refer Note-39)	18.15	15.50
Membership and Subscription Fees	146.56	26.91
Brokerage and Commission	1.15	2.53
Travelling and Conveyance	65.75	57.53
Legal and Professional Charges	242.11	239.25
Research and Development Expenses	986.79	126.31
Loss on Sale of Fixed Assets (Net)	6.79	40.94
Donations & Other CSR Cost (Refer Note-45)	1,095.03	1,199.49
Expected credit loss allowances	-	31.93
Loss on Exchange Rate (Net)	3,443.67	51.32
Stores & Spare -parts Written Off/Provision	480.00	805.36
General Expenses	2,096.33	1,497.34
Commission on Sales	285.83	133.56
Other Marketing Expenses	4,288.85	3,704.00
Freight Outward Paid (Gross)	6,376.06	4,844.97
Total :	52,157.50	48,097.28

NOTES TO THE CONSOLIDATED FINANCIAL STATEMENTS

33 TAX EXPENSES

Income Taxes relating to continuing operations

Income Tax Recognised in Profit or Loss

[Rs. in Lakhs]

Particulars	Year Ended 31.03.2023	Year Ended 31.03.2022
Current Tax		
In respect of current year [Previous year MAT Credit Set Off Rs.2,212.03 Lakhs	15,120.63	26,946.97
In Respect of Prior Year	609.74	174.35
Total :	15,730.37	27,121.32
Deferred Tax		
In respect of current year (MAT Credit Set entitlement Rs.4,857.96 Lakhs)	12,818.34	(456.44)
In respect of earlier year	-	-
Total :	12,818.34	(456.44)
Total tax expense recognised in the current year relating to continuing operation	28,548.71	26,664.88

The income tax expense for the year can be reconciled to the accounting profit as follows :

[Rs. in Lakhs]

Particulars	Year Ended 31.03.2023	Year Ended 31.03.2022
Profit before tax from continuing operation	69,510.43	82,641.21
Income Tax expense calculated @ 34.944% (Previous year 34.944%)	24,289.73	28,878.14
Effect of income that is exempt from taxation	-	-
Effect of expenses that are not deductible in determining taxable profits	981.96	426.11
Effect of concession (allowances)	(3,136.47)	(2,891.20)
Adjustments recognised in current year in relation to the current tax of prior years	609.74	174.35
Other Adjustments	5,803.75	77.48
Income tax expense recognised in profit or loss (relating to continuing operation)	28,548.71	26,664.88

The tax rate used for the year 2022-23 in reconciliation above is the corporate tax rate of 34.944% payable by corporate entities in India on taxable profits under the Indian tax law.

Income Tax Recognised in Other Comprehensive Income

[Rs. in Lakhs]

Particulars	Year Ended 31.03.2023	Year Ended 31.03.2022
Deferred Tax Liabilities / (Assets)		
Arising on income and expenses recognised in other comprehensive income :		
Net fair value gain on investment in equity shares at FVTOCI	(1,074.82)	1,042.71
Remeasurement of defined benefit obligation	186.26	(754.02)
	(888.56)	288.69
Arising on income and expenses reclassified from equity to profit or loss :		
Total income tax recognised on other comprehensive income	(888.56)	288.69
Bifurcation of the income tax recognised in other comprehensive income into:		
Items that will not be reclassified to profit or loss	(888.56)	288.69
Items that may be reclassified to profit or loss	-	-
	(888.56)	288.69

NOTES TO THE CONSOLIDATED FINANCIAL STATEMENTS

34 EARNING PER SHARE - FROM CONTINUING OPERATIONS

[Rs. in Lakhs]

Particulars	Units	Year Ended 31.03.2023	Year Ended 31.03.2022
Net Profit After Tax available for Equity Shareholders	Rs. In Lakhs	40,961.72	55,976.33
Weighted Average Number of Equity Shares of Rs.10/- each	Number	73,436,928	73,436,928
Basic Earning per Share	Rs.	55.78	76.22
Diluted Earning per Share	Rs.	55.78	76.22

35 LEASES :

Company as a lessee

The company has lease contracts for rented premises used in its operations. The company's obligations under its lease are secured by the lessor's title to the leased asset.

(a) Amounts recognised in the Balance Sheet

[Rs. in Lakhs]

Particulars	31.03.2023	31.03.2022
(i) Right-of-use Asset		
Cost	10,875.19	10,563.50
Accumulated Depreciation	1,348.93	1,070.39
Net Carrying Amount	9,526.26	9,493.11
(ii) Lease liabilities - Borrowings		
Beginning of the year/period	72.86	73.81
Additions	-	-
Accretion of interest	5.62	5.69
Payments	6.64	6.64
Deletion	-	-
Closing of the year/period	71.84	72.86
Current	5.54	5.62
Non-Current	66.30	67.24

(b) Amounts recognised in the Statement Of Profit And Loss

[Rs. in Lakhs]

Particulars	31.03.2023	31.03.2022
(i) Finance Cost		
Interest Expense On Lease Liability	5.62	5.69
(ii) Depreciation		
Depreciation on right of use lease asset	278.54	270.18

(c) Amounts recognised in Cash Flow Statement

[Rs. in Lakhs]

Particulars	31.03.2023	31.03.2022
Total cash outflow for leases	6.64	6.64

(d) Expense relating to short-term leases and Low-value

[Rs. in Lakhs]

Particulars	31.03.2023	31.03.2022
Amount recognised in statement of Profit and Loss	224.86	223.56

NOTES TO THE CONSOLIDATED FINANCIAL STATEMENTS

36 EMPLOYEE BENEFIT PLANS

Defined Contribution Plan

An amount of Rs.1,081.41 Lakhs (FY 2021-22 Rs.1,087.90 Lakhs) contributed to Provident Fund and amount of Rs.833.13 lakhs (FY 2021-22 Rs.692.52 lakhs) contributed to Employees Superannuation Trust is recognised as an expense and included in "Employee Benefits Expenses" (Note 28) of Statement of Profit & Loss.

Defined Benefit Plans

The Company offers the following employee benefit schemes to its employees :

- i. Gratuity (included as part of b (iii) in Note 28 Employees benefit expense)
- ii. Leave encashment (included as part of a in Note 28 Employee benefit expense)

The following table sets out the funded status of the defined benefits scheme and the amount recognised in financial statement :

As per Actuarial Valuation as on March 31, 2023

[Rs. in Lakhs]

Particulars	Gratuity	
	31.03.2023	31.03.2022
I Expense recognised in the Statement of Profit and Loss for the year ended		
a. Current Service Cost	401.87	421.55
b. Net Interest on net Defined Liability / (Asset)	89.93	1.30
c. Total Expenses	491.80	422.85
II Amount recognised in Other Comprehensive Income		
a. Actuarial (Gains) / Losses on Liability	(306.22)	2,090.05
b. Return on Plan Assets excluding amount included in Net interest on Defined Liability / (Asset) above	(226.82)	67.75
c. Total	(533.04)	2,157.80
III Net (Assets) / Liability recognised in the Balance Sheet as on		
a. Present Value of Defined Benefit Obligation	12,921.58	13,096.88
b. Fair Value of Plan Assets	13,826.81	11,042.45
c. Net (Asset) / Liability	(905.23)	2,054.43
IV Change in Present value of Obligation during the year ended		
a. Present Value of Defined Benefit Obligation at the beginning of the year	13,096.88	10,787.27
b. Current Service Cost	401.86	421.55
c. Interest Cost	969.17	733.54
d. Benefit paid	(1,240.12)	(935.53)
e. Actuarial (Gain) / Loss on obligation	(306.21)	2,090.05
f. Present Value of Defined Benefit Obligation at the end of the year	12,921.58	13,096.88
V Change in Fair value of Plan Assets during the year ended		
a. Fair Value of Plan Assets at the beginning of the year	11,042.45	11,158.42
b. Expected Return on Plan Assets	879.24	732.24
c. Contribution by Employer	2,918.42	155.07
d. Actual Benefit Paid	(1,240.12)	(935.53)
e. Actuarial Gain / (Loss) on Plan Assets	226.82	(67.75)
f. Fair Value of Plan Assets at the end of the year	13,826.81	11,042.45
g. Actuarial Gain / (Loss) to be recognised	-	-

NOTES TO THE CONSOLIDATED FINANCIAL STATEMENTS

36 EMPLOYEE BENEFIT PLANS (Contd.)

[Rs. in Lakhs]

Particulars	Gratuity	
	31.03.2023	31.03.2022
VI Actual Return on Plan Assets		
Expected Return on Plan Assets	879.24	732.24
Actuarial Gain / (Loss) on Plan Assets	226.82	(67.75)
Actual Return on Plan Assets	1,106.06	664.49
VII Balance Sheet Reconciliation		
Opening Net Liability	2,054.43	(371.15)
Expenses Recognised in Profit & Loss Account	491.80	422.85
Amount recognised in Other Comprehensive Income	(533.04)	2,157.80
Employer's Contribution	(2,918.42)	(155.07)
Amount Recognised in Balance Sheet (Asset) / Liability	(905.23)	2,054.43

The major categories of Plan Assets as a percentage of Total Plan Qualifying Insurance Policy : 100%

The expected contributions for Defined Benefit Plan for the next Financial Year will be in line with 2022-23.

Experience Adjustments

[Rs. in Lakhs]

Gratuity	2022-23	2021-22	2020-21	2019-20	2018-19
Present Value of funded Obligations	12,921.58	13,096.88	10,787.27	10,215.23	9,306.97
Fair Value of Plan Assets	13,826.81	11,042.45	11,158.42	10,518.04	9,993.58
Funded Status [(Surplus) / Deficit]	(905.23)	2,054.43	(371.15)	(302.81)	(686.61)
Experience adjustments on Plan Liabilities	194.92	2,349.16	63.89	231.17	(46.72)
Experience adjustments on Plan Assets	226.83	(67.75)	21.08	(28.78)	49.41

[Rs. in Lakhs]

Particulars	Leave Salary	
	31.03.2023	31.03.2022
I Expense recognised in the Statement of Profit and Loss for the year ended		
a. Current Service Cost	337.33	349.28
b. Net Interest on net Defined Liability / (Asset)	788.24	593.63
c. Acturial (Gains) / Losses on Liability	(148.22)	1,775.46
d. Total Expenses	977.35	2,718.37
II Net (Assets) / Liability recognised in the Balance Sheet as on		
a. Present Value of Unfunded Obligations	10,604.11	10,651.95
b. Unrecognised Past Service Cost	-	-
c. Fair Value of Plan Assets	-	-
Net Liability	10,604.11	10,651.95
III Change in Present value of Obligation during the year ended		
a. Present Value of Unfunded Obligation at the beginning of the year	10,651.95	8,729.77
b. Current Service Cost	337.33	349.28
c. Interest Cost	788.24	593.63
d. Acturial (Gain) / Loss	(148.22)	1,775.46
e. Benefit paid	(1,025.19)	(796.19)
f. Present Value of Unfunded Obligation at the end of the year	10,604.11	10,651.95

NOTES TO THE CONSOLIDATED FINANCIAL STATEMENTS

36 EMPLOYEE BENEFIT PLANS (Contd.)

Experience Adjustments

[Rs. in Lakhs]

Leave Salary	2022-23	2021-22	2020-21	2019-20	2018-19
Present Value of Unfunded Obligations	10,604.11	10,651.95	8,729.77	7,834.96	7,006.04
Fair Value of Plan Assets	-	-	-	-	-
Funded Status [(Surplus) / Deficit]	10,604.11	10,651.95	8,729.77	7,834.96	7,006.04
Experience adjustments on Plan Liabilities	304.89	2010.62	410.68	346.00	255.13
Experience adjustments on Plan Assets	-	-	-	-	-

Actuarial Assumptions

	Year ended 31.03.2023	Year ended 31.03.2022
1 Discount Rate	7.40% p.a.	6.80 % p.a.
2 Expected Return on Plan Assets	7.40% p.a.	6.80 % p.a.
3 Withdrawal Rate	5% at younger ages and reducing to 1% at older ages according to graduated scale.	
4 Salary Growth Rate	7.00% p.a.	7.00 % p.a.

Sensitivity Analysis of Defined Benefit Obligation with references to Key Assumptions

[Rs. in Lakhs]

(Positive amount means increase in liability and negative amount means decrease in liability)

Particulars	Gratuity		Leave Salary	
	2022-23	2021-22	2022-23	2021-22
Discount Rate :				
One percentage increase	(763.41)	(801.29)	(684.65)	(721.77)
One percentage decrease	855.07	901.03	774.89	821.37
Salary Escalation Rate :				
One percentage increase	850.04	890.41	770.31	811.63
One percentage decrease	(772.94)	(806.99)	(693.16)	(726.88)
Withdrawal Rate :				
One percentage increase	16.94	(2.85)	16.88	(3.25)
One percentage decrease	(18.55)	2.95	(18.70)	3.40

NOTES TO THE CONSOLIDATED FINANCIAL STATEMENTS

37 FINANCIAL INSTRUMENTS

37.1 Capital Management

The Company manages its capital to ensure that it will be able to continue as a Going Concern while maximising the return to stakeholders through optimisation of the Debt and Equity Balance.

The Company is subject to externally imposed capital requirements as part of its debt covenants such as maintaining a Total Debt to EBDITA ratio of 3 times (consolidated) for one bank and Interest Coverage ratio of 2.75 times for another bank, a Debt Service Coverage ratio of 1.3 times for one bank and 1.5 times for another bank, Total Debt to Tangible Net Worth ratio of 1 : 1 for one bank.

The Company manages its capital structure and makes adjustments to it in light of changes in economic conditions and the requirements of the financial covenants. The Company monitors capital by computing the above ratios on an annual basis and ensuring that the same is in Compliance with the requirements of the Financial Covenants.

The Total Debt to EBDITA ratio at the end of the reporting period was as follows :

Particulars	[Rs. in Lakhs]	
	Year ended 31.03.2023	Year ended 31.03.2022
Total Debt	59,580.92	59,333.67
EBIDTA	99,065.47	103,034.23
Total debt / EBIDTA (Times)	0.60	0.58

The Total Debt service coverage ratio at the end of the reporting period was as follows :

Particulars	[Rs. in Lakhs]	
	Year ended 31.03.2023	Year ended 31.03.2022
EBIDTA Less Tax Paid	80,613.34	71,992.78
Interest and Installment on loans	15,641.74	4,902.32
Debt Service Coverage (Times)	5.15	14.69

The Total Debt to tangible Net Worth ratio at the end of the reporting period was as follows :

Particulars	[Rs. in Lakhs]	
	Year ended 31.03.2023	Year ended 31.03.2022
Total Debt	59,580.92	59,333.67
Tangible Net Worth	484,477.66	457,370.15
Total Debt / Tangible Net Worth (Times)	0.12	0.13

NOTES TO THE CONSOLIDATED FINANCIAL STATEMENTS

37 FINANCIAL INSTRUMENTS (Contd.)

37.2 Categories of Financial Instruments

The carrying value of financial instruments by categories as of March 31, 2023 is as follows :

[Rs. in Lakhs]					
Particulars	Fair Value through Other Comprehensive Income	Fair value through profit or loss	Amortised Cost	Total Carrying value	Total fair value
Financial Assets					
Cash and Cash Equivalents	-	-	45,554.38	45,554.38	45,554.38
Other Balances with Banks	-	-	2,736.93	2,736.93	2,736.93
Quoted investments (Level 1)	124,423.14	143.46	-	124,566.60	124,566.60
Unquoted investments (Level 3)	32,330.60	1,921.91	0.20	34,252.71	34,252.71
Investment in Joint Venture	-	-	24,275.82	24,275.82	24,275.82
Trade receivables	-	-	28,456.31	28,456.31	28,456.31
Loans	-	-	5,110.89	5,110.89	5,110.89
Other financial asset	-	-	6,819.69	6,819.69	6,819.69
Total :	156,753.74	2,065.37	112,954.22	271,773.33	271,773.33
Financial Liabilities					
Short Term borrowings	-	-	13,695.00	13,695.00	13,695.00
Long Term borrowings	-	-	45,885.92	45,885.92	61,522.60
Trade Payables	-	-	49,383.46	49,383.46	49,383.46
Other financial liabilities	-	-	10,897.49	10,897.49	10,897.49
Total :	-	-	119,861.87	119,861.87	135,498.55

The carrying value of financial instruments by categories as of March 31, 2022 is as follows :

[Rs. in Lakhs]					
Particulars	Fair Value through Other Comprehensive Income	Fair value through profit or loss	Amortised Cost	Total Carrying value	Total fair value
Financial Assets					
Cash and Cash Equivalents	-	-	29,771.28	29,771.28	29,771.28
Other Balances with Banks	-	-	191.12	191.12	191.12
Quoted investments (Level 1)	136,391.92	136.45	-	136,528.37	136,528.37
Unquoted investments (Level 3)	31,409.21	2,136.65	0.20	33,546.06	33,546.06
Investment in Joint Venture	-	-	40,884.49	40,884.49	40,884.49
Trade receivables	-	-	30,264.19	30,264.19	30,264.19
Loans	-	-	5,192.68	5,192.68	5,192.68
Other financial asset	-	-	4,028.76	4,028.76	4,028.76
Total :	167,801.13	2,273.10	110,332.72	280,406.95	280,406.95
Financial Liabilities					
Short Term borrowings	-	-	4,437.45	4,437.45	4,437.45
Long Term borrowings	-	-	54,896.22	54,896.22	52,526.63
Trade Payables	-	-	35,278.07	35,278.07	35,278.07
Other financial liabilities	-	-	22,950.37	22,950.37	22,950.37
Total :	-	-	117,562.11	117,562.11	115,192.52

NOTES TO THE CONSOLIDATED FINANCIAL STATEMENTS

37 FINANCIAL INSTRUMENTS (Contd.)

37.3 Financial Risk Management Objectives

The Company's Corporate Treasury Function provides services to the business, co-ordinates access to domestic and international financial markets, monitors and manages the financial risks relating to the operations of the Company through internal risk reports which analyse exposures by degree and magnitude of risks. These risks include market risk (including currency risk, interest rate risk and other price risk), credit risk and liquidity risk.

Compliance with policies and exposure limits is reviewed internally on a continuous basis. The Corporate Treasury does not enter into any trade financial instruments, including derivative financial instruments and relies on natural hedge.

The Corporate Treasury Function monitors risks and policies implemented to mitigate risk exposures on a periodical basis.

37.4 Market Risk

The Company's activities expose it primarily to the financial risks of changes in foreign currency exchange rates and interest rates. The Company currently has not hedged any External Commercial Borrowings (ECBs). The Company performs an analysis of the impact of not hedging its ECBs. This has been done by comparing the actual cash outflows related to ECBs under current unhedged conditions in the past vis-a-vis the scenario of complete hedging of individual ECB on the disbursement day through quotes provided by the banks. Further, the Company parks its earnings in foreign currency in Exchange Earners Foreign Currency (EEFC) account and discharges its obligations in case of foreign currency loans out of the said account.

The Company's investments in listed and non-listed equity securities are susceptible to price risk arising from uncertainties about future value of the investment securities. The Company's non-current investment in equity shares are strategic investments and hence are considered as Fair Value through Other Comprehensive Income. The Company's Board of Directors reviews and approves all equity investment decisions.

37.5 Foreign Currency Risk Management

The Company undertakes transactions denominated in foreign currencies; consequently, exposures to exchange rate fluctuations arise. Exchange rate exposures are managed within approved policy parameters. Further, the Company parks its earnings in foreign currency in Exchange Earners Foreign Currency (EEFC) account and discharges its obligations in case of foreign currency loans and towards import obligations out of the said account.

The carrying amounts of the Company's foreign currency denominated monetary assets and monetary liabilities are restated at the end of each quarter. The same at the end of the reporting period are as follows :

[Amount in INR in Lakhs]

Particulars	Currency	As at 31.03.2023		As at 31.03.2022	
		Amount in FC	Amount in INR	Amount in FC	Amount in INR
Receivables for export	US\$	1,560,312	1,282.11	3,553,289	2,693.13
	EURO	16,590	14.84	154,153	129.83
	GBP	290,355	295.14	491,674	488.99
Advance to suppliers	CHF	-	-	6,107	5.01
	JPY	-	-	-	-
	GBP	-	-	-	-
	US\$	8,858	7.28	-	-
	EURO	-	-	-	-
Payables for imports	JPY	-	-	-	-
	US\$	7,665,883	6,299.06	5,232,080	3,965.52
	EURO	44,091	39.44	284,745	239.82
	GBP	-	-	-	-
Commission payable on exports	US\$	16,795	13.80	6,600	5.00
Other payables	US\$	-	-	-	-
	EURO	29,043	25.98	17,361	14.62
	GBP	9,024	9.17	1,920	1.91
ECB Borrowings including interest accrued but not due	US\$	72,896,471	59,899.03	78,467,184	59,472.24

NOTES TO THE CONSOLIDATED FINANCIAL STATEMENTS

37 FINANCIAL INSTRUMENTS (Contd.)

37.5 Foreign Currency Risk Management (Contd.)

Foreign Currency Sensitivity Analysis

The Company is mainly exposed to US Dollar.

The following table details the Company's sensitivity to a 5% increase and decrease in the Rupee against the relevant foreign currencies. 5% is a sensitivity rate used when reporting foreign currency internally to the key management personnel and represents management's assessment of the reasonably possible changes in the foreign exchange rates. The sensitivity analysis includes only outstanding foreign currency denominated monetary items and adjusts their translation at the period end for a 5% change in the foreign currency rates. A positive number below indicates an increase in profit or equity where the Rupee strengthens by 5% against the relevant currency. For a 5% weakening of the Rupee against the relevant currency, there would be a comparable impact on the profit or equity, and the balances below would be negative.

[Rs. in Lakhs]

Currency	Impact on profit or loss for the year		Impact on total equity as at the end of the reporting period	
	2022-23	2021-22	2022-23	2021-22
USD	3,246.13	3,037.48	2,110.18	1,974.55
GBP	(14.30)	(24.35)	(9.29)	(15.83)
EUR	2.53	6.23	1.64	4.05
CHF	-	(0.25)	-	(0.16)
JPY	-	-	-	-

37.6 Interest Rate Risk Management

The Company is exposed to interest rate risk because the Company borrows funds at floating interest rates. The risk is managed by the Company by monitoring the exchange rate on regular basis and also parking the export proceeds in the EEFC account which also provides a natural hedge for the outflows in foreign currency. Further, the Company performs an impact analysis of not hedging its ECBs. This has been done by comparing the actual cash outflows related to ECBs under current unhedged conditions in the past vis-a-vis the scenario of complete hedging of individual ECB on the disbursement day through quotes provided by the banks.

Interest Rate Sensitivity Analysis

The sensitivity analysis below have been determined based on the exposure to interest rates for instruments at the end of the reporting period. For floating rate liabilities, the analysis is prepared assuming the amount of the liability outstanding at the end of the reporting period was outstanding for the whole year.

If the interest rates had been 50 basis points higher / lower and all other variables were held constant, the Company's profit before tax for the year ended would be impacted to the extent of Rs.156.00 Lakhs (Rs.56.28 lakhs for the year 2021-22).

NOTES TO THE CONSOLIDATED FINANCIAL STATEMENTS

37 FINANCIAL INSTRUMENTS (Contd.)

37.7 Credit Risk Management

Credit risk refers to the risk that the counterparty will default on its contractual obligations resulting in financial loss to the Company. The Company is operating through network of dealers based at different locations. In order to ensure the security of receivables, the Marketing Department computes an exposure ratio for every dealer based on his past turnover, track record, etc. The same is overseen and approved by the Board. Further, the Company also collects bank guarantees / security deposits from the respective dealers. Regular monitoring of the receivables is undertaken by the Marketing Department and in case the limits are exceeded, an auto lock system is in place in the SAP system of the Company to stop further supplies to the concerned dealer till the amount outstanding is recovered. In case of new customers, the goods are supplied only against advance receipts. For the export made by the Company, the sales are backed by letters of credit or advance receipts. The internal risk management committee of the Company meets regularly to discuss the dealers and credit risks, measures taken to address them and the status and level of risk after the measures taken.

Domestic & Export trade receivables are secured to the extent of interest free security deposits and bank guarantees / letter of credit received from the customers amounting to Rs.2,182.90 Lakhs and Rs.5,275.36 Lakhs as at 31st March, 2023 and 31st March, 2022 respectively. (Refer Note No. 12 for Trade Receivables outstanding).

37.8 Liquidity Risk Management

Ultimate responsibility for liquidity risk management rests with the Board of Directors, which has established an appropriate liquidity risk management framework for the management of the Company's short-term, medium-term and long-term funding and liquidity management requirements. The Company manages its funds mainly from internal accruals. The liquidity risk is managed by maintaining adequate reserves and banking facilities, by continuously monitoring forecast and actual cash flows and by matching the maturity profiles of financial assets and liabilities.

Liquidity and interest risk tables

The following tables detail the Company's remaining contractual maturity for its non derivative financial liabilities with agreed repayment periods. The tables have been drawn up based on the undiscounted cash flows of financial liabilities based on the earliest date on which the Company can be required to pay.

Particulars	Weighted average effective interest rate (%)		Carrying Value	Upto 1 year	1-5 years	5+ years	Total
March 31, 2023							
Variable Interest rate Instruments	8.13%	US \$ in Million	-	16.67	56.04	-	72.71
Trade Payables		Rs. In Lakhs	59,580.92	13,695.00	45,885.92	-	59,580.92
Other Financial Liabilities			49,383.46	49,383.46	-	-	49,383.46
			10,897.49	10,831.20	66.29	-	10,897.49
March 31, 2022							
Variable Interest rate Instruments	4.71%	US \$ in Million		5.67	72.70	-	78.37
Trade Payables		Rs. In Lakhs	59,183.40	4,239.08	54,944.32	-	59,183.40
Other Financial Liabilities			35,278.07	35,278.07	-	-	35,278.07
			22,950.37	22,883.13	67.24	-	22,950.37

NOTES TO THE CONSOLIDATED FINANCIAL STATEMENTS

37 FINANCIAL INSTRUMENTS (Contd.)

37.8 Liquidity Risk Management (Contd.)

Financing facilities

[Rs. in Lakhs]

Particulars	Year ended	Year ended
	31.03.2023	31.03.2022
Secured Bank Loan facilities		
- amount used	-	150.26
- amount unused	13,000.00	12,849.74
Cash and cash equivalents	45,554.38	29,771.28
Other Bank Balances	2,736.93	191.12

37.9 Fair Value Measurements

This note provides information about how the Company determines fair values of various financial assets and financial liabilities.

37.9.1 Fair value of the Company's financial assets and financial liabilities that are measured at fair value on a recurring basis

Some of the Company's financial assets and financial liabilities are measured at fair value at the end of each reporting period. The following table gives information about how the fair values of financial assets and financial liabilities are determined (in particular, the valuation technique(s) and inputs used).

[Rs. in Lakhs]

Financial assets / financial liabilities	Fair value as at		Fair Value hierarchy	Valuation technique(s) and key input(s)
	31.03.2023	31.03.2022		
1) Investments in equity instruments (quoted) (see note 6)	Listed equity securities in various companies engaged in fertilizer, gas and power industry domiciled in India- aggregate fair value of Rs.1,24,566.60	Listed equity securities in various companies engaged in fertilizer, gas and power industry domiciled in India- aggregate fair value of Rs.1,36,528.37	Level 1	Quoted bid prices in an active market

NOTES TO THE CONSOLIDATED FINANCIAL STATEMENTS

37 FINANCIAL INSTRUMENTS (Contd.)

37.9 Fair Value Measurements (Contd.)

[Rs. in Lakhs]

Financial assets / financial liabilities	Fair value as at		Fair Value hierarchy	Valuation technique(s) and key input(s)	Significant unobservable input(s)	Relation of unobservable inputs to fair value
	31.03.2023	31.03.2022				
2) Investments in equity instruments at FVTOCI (unquoted) (see note 6)	a 1) Investment in equity securities of a company belonging to the manufacturing sector domiciled in India- Rs.11,063.25	a 1) Investment in equity securities of a company belonging to the manufacturing sector domiciled in India- Rs.7,870.50	Level 3	"Market Approach- Comparable Companies- In this approach, the value of shares / business of a company is determined based on market multiples of publicly traded comparable companies. (Refer note 36.9.1.1 below)."	Annual Report for the previous year, shareholding pattern as on the valuation date, publicly available information and information available from secondary sources, discussion with Company personnel	"The fair valuation estimates are based on historical annual accounts/ annual reports and based on information collected from public domain. Information pertaining to future expected performance of investee company including projections about their profitability, balance sheet status and cash flow expectations are not available."
	a. 2) Investment in company engaged in the business of gas marketing - aggregate fair value of Rs.3,272.41	a. 2) Investment in company engaged in the business of gas marketing - aggregate fair value of Rs.2,408.53	Level 3	(Refer note below)	Discount factor, Sales Volume and Trading Margin	No Sensitivity analysis has been carried out as at 31.03.2023 on account of non-availability of data.
	Note - 36.9.1.1 - Discounted Free Cash flow method has been used to arrive at the enterprise value of the gas marketing business of the investee and the exploration and production assets are valued using price of recent investment / transaction (PORI) method and reserve multiple approach. Under DCF technique, the projected free cash flows from gas marketing business of the Company are discounted at the weighted average cost of capital and the sum of the present value of such free cash flows would represent the value of business. Under the reserve multiple method past transaction multiples of oil and gas companies is used to arrive at the valuation. The investee has various investments in subsidiaries / Other investments. Each of these subsidiary and Other investments have been separately valued using market price method, DCF method, CCM method and book value (NAV) method and applied the investee's stake percentage to arrive at the fair value of investee's investment. Under the market price method, the valuation is derived from the quoted market price of the share of the Company as at the valuation date. Under CCM Method, peer multiple for one or more comparable Companies is used. Under the NAV method, the valuation is derived by calculating the net assets value of the investee as at the valuation date.					
	b) Investment in equity securities of various companies belonging to the conveyance of the treated waste water and Venture Capital Fund sector domiciled in India- Rs.805.74	b) Investment in equity securities of various companies belonging to the conveyance of the treated waste water and Venture Capital Fund sector domiciled in India- Rs.871.48	Level 3	Cost Approach- Net asset value- In this approach, total value is based on the sum of net asset value as recorded on the balance sheet. A net asset methodology is most applicable for businesses where the value lies in the underlying assets and not the ongoing operations of the business. (Refer notes 36.9.1.1 and 36.9.1.2).	Shareholding pattern as on the valuation date, publicly available information and information available from secondary sources, discussion with Company personnel	"The fair valuation estimates are based on historical annual accounts / annual reports and based on information collected from public domain. Information pertaining to future expected performance of investee companies including projections about their profitability, balance sheet status and cash flow expectations are not available."
	c) Investment in equity securities of a company belonging to the shipping and storage sector domiciled in India- Rs.17,189.20	c) Investment in equity securities of a company belonging to the shipping and storage sector domiciled in India- Rs.20,258.70	Level 3	"Market Approach- Comparable Companies- In this approach, the value of shares / business of a company is determined based on market multiples of publicly traded comparable companies. (Refer note 36.9.1.1)."	Annual Report for the previous year, shareholding pattern as on the valuation date, publicly available information and information available from secondary sources, discussion with Company personnel	"The fair valuation estimates are based on historical annual accounts/ annual reports and based on information collected from public domain. Information pertaining to future expected performance of investee companies including projections about their profitability, balance sheet status and cash flow expectations are not available."
3) Investments in Securities instruments at FVTPL (unquoted) (see note 6)	a) Investment in Government Bond Securities - Rs.1,059.80	a) Investment in Government Bond Securities - Rs.1,059.80	Level 3	Market Approach	Valued using input based on information about market participants assumptions and other data that are available	The fair valuation estimates are based on historical information and based on information collected from public domain.
	b) Investment in Private Bond Securities - Rs.840.82	b) Investment in Private Bond Securities - Rs.1,064.54				
	c) Investment in Mutual Fund Securities - Rs.21.29	c) Investment in Mutual Fund Securities - Rs.12.32				

NOTES TO THE CONSOLIDATED FINANCIAL STATEMENTS

37 FINANCIAL INSTRUMENTS (Contd.)

37.9 Fair Value Measurements (Contd.)

- 37.9.1.1 The Company has invested in the equity instruments of various companies. However, the percentage of shareholding of the Company in such investee companies is very low and hence, it has not been provided with future projections including projected profit and loss account by those investee companies. Hence, the independent valuer appointed by the Company has estimated fair value based on available historical Annual Reports of such companies and other information as available in the public domain and is being relied upon. Since the future projections are not available, discounted cashflow approach for fair value determination has not been followed.
- 37.9.1.2 In case of some companies, there are no comparable companies valuations available. In light of no information available for future projections, capacity utilisation, commencement of operations, etc., the valuation is based on cost approach.

37.9.2 Fair value of the Company's financial assets and financial liabilities that are not measured at fair value (but fair value disclosures are required)

Except as detailed in the following table, the Company considers that the carrying amounts of financial assets and financial liabilities recognised in the financial statements approximate their fair values.

Fair Value Hierarchy as at 31.03.2023

[Rs. in Lakhs]

Particulars	Level 1	Level 2	Level 3	Total
Financial Liabilities				
Long Term Borrowings	-	-	61,522.60	61,522.60

Fair Value Hierarchy as at 31.03.2022

[Rs. in Lakhs]

Particulars	Level 1	Level 2	Level 3	Total
Financial Liabilities				
Long Term Borrowings	-	-	52,526.63	52,526.63

37.9.3 Reconciliation of Level 3 fair value measurements

[Rs. in Lakhs]

Particulars	Investment in unquoted Securities irrevocably designated as FVTPL	Investment in unquoted shares irrevocably designated as FVTOCI
For the year ended March 31, 2023		
Opening Balance	2,136.65	31,409.21
Purchases / (Sale)	(223.71)	-
Total gains/(losses) in other comprehensive income	-	921.39
Total gains/(losses) in Profit & Loss Account	8.97	-
Closing balance	1,921.91	32,330.60
For the year ended March 31, 2022		
Opening Balance	5,019.79	22,278.12
Purchases / (Sale)	(2,883.14)	-
Total gains/(losses) in other comprehensive income	-	9,131.09
Total gains/(losses) in Profit & Loss Account	-	-
Closing balance	2,136.65	31,409.21

NOTES TO THE CONSOLIDATED FINANCIAL STATEMENTS

38 RELATED PARTY TRANSACTIONS

The Company is controlled by Government of Gujarat and Gujarat Industrial Investment Corporation Limited and hence the Company is a Government related entity as per Ind AS 24 'Related Party Disclosures'.

[Rs. in Lakhs]

Name of the Party	Nature of Relationship	Nature of Transaction	Volume of Transaction in 2022-23	Amount Outstanding as on 31.03.2023	Volume of Transaction in 2021-22	Amount Outstanding as on 31.03.2022
GACL-NALCO Alkalies & Chemicals Pvt. Ltd.	Joint Venture	Deputation Allowance	-	-	3.15	-
		Rent Receipt	9.61	5.99	34.14	0.49
		Assets Purchase	-	-	47.53	0.82
		Sale of Goods	568.59	361.88	193.69	178.83
		Commission /Service Charges	759.52	759.52	-	-
		Security Deposit Received	-	2.69	-	2.69
		Purchase of Goods	3,321.53	613.07	-	-
		Purchase of Services	4,453.62	677.49	-	-
		Facilitation Charges	2,082.14	2,082.14	-	-
		Investment in Equity Shares	-	24,275.82	-	40,884.49
National Aluminium Company Limited	Joint Venture Partner	Purchase of Goods	2,037.22	20.58	2,349.62	66.86
Delhi Jal Board	Government related Entity	Sale of Goods	1,017.84	518.12	657.94	161.30
Gujarat Water Supply & Sewage Board	Government related Entity	Sale of Goods	96.56	138.18	122.57	108.30
Gujarat State Petroleum Corporation Ltd.	Associates	Purchase of Goods	1,810.24	130.69	34.70	-
Gujarat State Financial Services Limited	Government related Entity	Investment in Equity Shares	-	1,349.99	-	1,349.99
		Deposits - Placed	163,000.00	44,500.00	127,600.00	30,000.00
		Deposits - Withdraw	148,500.00	-	138,100.00	-
		Interest Received	1,382.83	-	1,196.15	-
Gujarat State Investment Ltd.	Promoters	Share Capital	-	1,532.93	-	1,532.93
Gujarat Industrial Investment Corporation Ltd.	Promoters	Dividend Paid	1,532.94	-	1,226.35	-
		Share Capital	-	711.90	-	711.90
Gujarat Maritime Board	Promoters	Dividend Paid	711.90	-	569.52	-
		Share Capital	-	273.47	-	273.47
Gujarat Industrial Development Corporation	Promoters	Dividend Paid	273.47	-	218.78	-
		Share Capital	-	289.77	-	289.77
		Dividend Paid	289.77	-	231.82	-
		Contribution for 100 MLD Desalination Project	-	9,120.00	1,888.41	9,120.00
Gujarat Mineral Development Corporation Ltd.	Promoters	Share Capital	-	414.54	-	414.54
		Dividend Paid	414.54	-	331.63	-
Gujarat State Fertilizers & Chemicals Ltd.	Associates	Investment in Equity Shares	-	1,500.00	-	1,500.00
		Purchase of Goods	-	-	0.01	-
		Sale of Goods	4,315.81	258.70	3,180.07	389.89
		Dividend Received	187.50	-	165.00	-
Gujarat Urja Vikas Nigam Limited	Associates	Purchase of Goods	1,975.82	-	1,812.56	-
		Sale of Goods	1,355.23	105.45	1,368.09	109.22
		Share Capital	-	-	-	-
Gujarat Narmada Valley Fertilizers & Chemicals Limited	Promoters	Purchase of Goods	246.92	26.74	338.04	22.32
		Sale of Goods	1,598.46	283.81	833.09	68.89
		Facilitation Charges	2,329.98	545.46	-	-
		Share Capital	-	176.00	-	176.00
Gujarat Industries Power Company Limited	Associates	Investment in Equity Shares	-	8,139.82	-	8,139.82
		Sale of Goods	66.39	6.24	16.34	0.67
		Purchase of Goods	105.30	6.11	9,634.23	56.13
		Dividend Received	577.22	-	623.40	-
Gujarat Gas Limited	Associates	Investment in Equity Shares	-	2,000.00	-	2,000.00
		Dividend Received	426.32	-	426.32	-
Gujarat Guardian Limited	Associates	Director Sitting Fees Received	-	-	0.15	-
		Investment in Equity Shares	-	742.50	-	742.50
GACL Education Society	Associates	Dividend Received	542.03	-	556.88	-
		Contribution for CSR Activities	819.20	-	583.48	-
		Rent Receipt	6.75	0.14	6.40	0.65
		Security Deposit Received	-	4.06	-	4.06
Gujarat State Electricity Corporation Limited	Government related Entity	Sale of Goods	499.53	32.37	518.80	88.69
Gujarat Chemical Port Limited	Associates	Rent Paid	380.80	3.41	499.18	40.67
		Dividend Income	147.34	-	147.34	-
		Investment in Equity Shares	-	613.90	-	613.90
Gujarat State Petronet Limited	Associates	Purchase of Goods	-	-	49.46	-
Vadodara Jal Sanchay Pvt. Ltd.	Associates	Investment in Equity Shares	-	30.00	-	30.00
Shri Milind Toravane, IAS - Managing Director (Upto 06.02.2022)	Key Management Personnel	Charge Allowance	-	-	0.47	-
Shri Harshad R. Patel, IAS, Managing Director (Upto 30.07.2022)	Key Management Personnel	Remuneration	8.63	-	3.76	-
Shri Swaroop P, IAS - Managing Director (From 09.08.2022)	Key Management Personnel	Charge Allowance	0.18	-	-	-
Shri S S Bhatt, Company Secretary and CGM (Legal) & CC	Key Management Personnel	Remuneration	47.54	-	44.18	-
		Loans	-	9.43	11.88	11.41
Shri Vinayak Kudtarkar - General Manager (Finance) & Chief Financial Officer	Key Management Personnel	Remuneration	39.23	-	37.16	-
Loans	-	3.26	-	5.58	-	
Shri Anil Mukim, IAS - Chairman (Upto 03.09.2021)	Key Management Personnel	Sitting Fees	-	-	0.35	-
Shri Pankaj Kumar, IAS - Chairman (Upto 01.02.2023)	Key Management Personnel	Sitting Fees	1.23	-	0.88	-
Shri Rajkumar, IAS - Chairman (From 21.02.2023)	Key Management Personnel	Sitting Fees	0.18	-	-	-
Shri M K Das, IAS - Director	Key Management Personnel	Sitting Fees	1.75	-	1.58	-
Smt. Vasuben Trivedi - Director (Upto 14.02.2022)	Key Management Personnel	Sitting Fees	-	-	4.20	-
Shri Rajiv Lochan Jain - Director	Key Management Personnel	Sitting Fees	5.08	-	5.78	-
Shri S B Dangayach - Director	Key Management Personnel	Sitting Fees	4.90	-	5.25	-
Shri Tapan Ray - Director, IAS (Retd.) (Upto 31.12.2021)	Key Management Personnel	Sitting Fees	-	-	2.45	-
Shri Pankaj Joshi, IAS - Director (Upto 02.11.2021)	Key Management Personnel	Sitting Fees	-	-	1.58	-
Shri Nitin Shukla - Director (From 24.03.2022)	Key Management Personnel	Sitting Fees	3.68	-	0.18	-
Smt. Shridevi Shukla - Director (From 12.05.2022)	Key Management Personnel	Sitting Fees	3.33	-	-	-
Shri J P Gupta, IAS - Director (From 15.12.2021)	Key Management Personnel	Sitting Fees	1.40	-	0.18	-

NOTES TO THE CONSOLIDATED FINANCIAL STATEMENTS

39 THE BREAK-UP OF PAYMENT TO AUDITORS (NET OF TAXES) IS AS UNDER :

Particulars	[Rs. in Lakhs]	
	2022-23	2021-22
Audit Fees - Standalone & Consolidated	14.00	12.00
Quarterly/Half Yearly Review	4.15	3.50
Out of Pocket Expenses	-	-
Total	18.15	15.50

40 INCOME AND EXPENDITURE IN FOREIGN CURRENCY

Sr. No.	Particulars	[Rs. in Lakhs]	
		2022-23	2021-22
(a)	Earnings in Foreign Exchange - Export of Goods on F.O.B. basis (includes Deemed Export sales)	72,572.00	49,715.07
(b)	Expenditure in Foreign Currency (on accrual basis) on account of :		
	(i) Interest	1,550.02	908.12
	(ii) Foreign Tour Expenses	-	0.57
	(iii) Bank charges and Commission	-	0.06
	(iv) Subscription	23.34	42.60
	(v) Commission on Export Sales	13.80	5.00
	(vi) AMC & Other Charges (For ISO Tank)	89.96	34.93
	(vii) Other Expenses	290.82	1,363.17

41 VALUE OF IMPORTS ON CIF BASIS

Particulars	[Rs. in Lakhs]	
	2022-23	2021-22
Raw Materials	46,617.32	29,314.35
Purchase of Traded Goods - Phosphoric Acid	-	-
Stores and Spare Parts	1,136.39	277.20
Capital Goods	2,991.53	12,597.60

42 FOREIGN CURRENCY EXPOSURES

The Company has not taken any derivative instrument during the year. The year end unhedged foreign currency exposures are given below :

Amount Receivable on account of export of goods and services and Advance to Suppliers :

Particulars	Currency	As on 31.03.2023		As on 31.03.2022	
		Rs. in Lakhs	Amount in FC	Rs. in Lakhs	Amount in FC
Receivable for Exports	US \$	1,282.11	1,560,312	2,693.13	3,553,289
	EURO	14.84	16,590	129.83	154,153
	GBP	295.14	290,355	488.99	491,673
Advance to Suppliers	CHF	-	-	5.01	6,107
	JPY	-	-	-	-
	GBP	-	-	-	-
	US \$	7.28	8,858	-	-
	EURO	-	-	-	-

NOTES TO THE CONSOLIDATED FINANCIAL STATEMENTS

42 FOREIGN CURRENCY EXPOSURES (Contd.)

Amount payable on account of import of goods, services and others :

Particulars	Currency	As on 31.03.2023		As on 31.03.2022	
		Rs. in Lakhs	Amount in FC	Rs. in Lakhs	Amount in FC
Payables for Imports	JPY	-	-	-	-
	US \$	6,299.06	7,665,883	3,965.52	5,232,080
	EURO	39.44	44,091	239.82	284,745
	GBP	-	-	-	-
Commission payable on exports	US \$	13.80	16,795	5.00	6,600
Other Payables	US \$	-	-	-	-
	GBP	9.17	9,024	1.91	1,920
	EURO	25.98	29,043	14.62	17,361

Amount payable on account of ECB Borrowings :

Particulars	Currency	As on 31.03.2023		As on 31.03.2022	
		Rs. In Lakhs	Amount in FC	Rs. In Lakhs	Amount in FC
ECB and Accrued interest	US \$	59,899.03	72,896,471	59,472.24	78,467,184

43 CONTINGENT LIABILITIES AND COMMITMENTS

(to the extent not provided for)

[Rs. in Lakhs]

Particulars	Year ended 31.03.2023	Year ended 31.03.2022
(i) Contingent Liabilities		
(a) Claims against the Company not acknowledged as debt	18,674.68	19,978.46
(b) Various pending cases before Labour court and Industrial Tribunal	Not ascertainable	Not ascertainable
(c) Disputed Sales Tax liability [Including Purchase Tax Liability (2000-01 to 2005-06)]	21,085.14	21,085.14
(d) Disputed Excise Duty liability	3,191.55	3,190.02
(e) Disputed Service Tax liability	602.82	706.29
(f) Disputed Income Tax liability (excluding interest) :		
(i) Pending Before Appellate Authorities in respect of which the Company is in appeal	949.38	1,098.91
(ii) Decided in Company's favour by Appellate Authorities and Department is in further appeal	15,306.88	13,086.28
	59,810.45	59,145.10
In respect of above matters, future cash outflows in respect of contingent liabilities are determinable only on receipt of judgements pending at various forums / authorities.		
(g) Guarantees given by the Company's Bankers for various purposes are	18,508.70	12,316.45
Total (i)	78,319.15	71,461.55
(ii) Commitments		
(a) Estimated amount of contracts remaining to be executed on capital account and not provided for	11,541.78	39,502.67
Total (ii)	11,541.78	39,502.67
(iii) Commitments		
Contingent Liabilities and Commitments relating to Interest in its jointly controlled entity	6,485.15	4,171.85
Total	96,346.08	115,136.07

NOTES TO THE CONSOLIDATED FINANCIAL STATEMENTS

44 The Company's operations fall under single segment namely "Chemicals" hence no separate disclosure of segment reporting is required to be made as required under Ind AS 108 'Operating Segments'.

All non Current assets are located in the company's country of domicile.

One customer (PY: One customer) individually contribute more than 10% of entity's revenues. The total revenue from such entity is Rs. 76,154 Lakhs (P.Y. Rs. 53,415 lakhs)

45 ADDITIONAL INFORMATION REQUIRED BY SCHEULE III [Rs. in Lakhs]

Name of the Entity in the Group	Net Assets (Total Assets minus Total Liabilities)		Share in Profit or (Loss)		Share in Other Comprehensive Income		Share in Total Comprehensive Income	
	As % of Consolidated Net Assets	Amount	As % of Consolidated net Profit / (Loss)	Amount	As % of Consolidated OCI	Amount	As % of Consolidated TCI	Amount
Parent								
Gujarat Alkalies And Chemicals Limited								
31st March 2023	96.05%	589,646.17	140.55%	57,570.39	100.00%	(9,625.80)	153.00%	47,944.59
31st March 2022	93.07%	549,045.27	100.40%	56,198.07	100.00%	2,363.29	100.38%	58,561.36
Joint Venture (Accounted as per Equity Method)								
GACL-NALCO Alkalies And Chemicals Pvt. Ltd.								
31st March 2023	3.95%	24,275.82	-40.55%	(16,608.67)	0.00%	-	-53.00%	(16,608.67)
31st March 2022	6.93%	40,884.49	-0.40%	(221.74)	0.00%	-	-0.38%	(221.74)
Total								
31st March 2023	100.00%	613,921.99	100.00%	40,961.72	100.00%	(9,625.80)	100.00%	31,335.92
31st March 2022	100.00%	589,929.76	100.00%	55,976.33	100.00%	2,363.29	100.00%	58,339.62

46 OTHER STATUTORY INFORMATION

46.1 The Company does not have any Benami property, where any proceeding has been initiated or pending against the Company for holding any Benami property.

46.2 The Company has utilised funds raised from issue of securities or borrowings from banks and financial institutions for the specific purposes for which they were issued/taken.

46.3 Quarterly return/statement of current assets filed by the company with bank are in agreement with the books of accounts.

46.4 The Company has not been declared as a wilful defaulter by any lender who has powers to declare a company as a wilful defaulter at any time during the financial year or after the end of reporting period but before the date when financial statements are approved

46.5 The Company has not advanced or loaned or invested funds to any other person(s) or entity(ies), including foreign entities (Intermediaries) with the understanding that the Intermediary shall:

46.5(a) directly or indirectly lend or invest in other persons or entities identified in any manner whatsoever by or on behalf of the company (Ultimate Beneficiaries) or

NOTES TO THE CONSOLIDATED FINANCIAL STATEMENTS

- 46.5(b)** provide any guarantee, security or the like to or on behalf of the Ultimate Beneficiaries.
- 46.6** The Company has not received any fund from any person(s) or entity(ies), including foreign entities (Funding Party) with the understanding (whether recorded in writing or otherwise) that the Company shall:
- 46.6(a)** directly or indirectly lend or invest in other persons or entities identified in any manner whatsoever by or on behalf of the Funding Party (Ultimate Beneficiaries) or
- 46.6(b)** provide any guarantee, security or the like on behalf of the Ultimate Beneficiaries.
- 46.7** On the basis of information available, the Company does not have any transactions with struck-off companies.
- 46.8** The Company does not have any transaction which is not recorded in the books of accounts but has been surrendered or disclosed as income during the year in the tax assessments under the Income Tax Act, 1961 (such as, search or survey or any other relevant provisions of the Income Tax Act, 1961).
- 46.9** The Company has not traded or invested in Crypto currency or Virtual Currency during the financial year.
- 47** The Company has complied with the number of layers prescribed under clause (87) of section 2 of the Companies Act, 2013 read with Companies (Restriction on number of Layers) Rules, 2017.
- 48** Previous Year's figures have been regrouped / rearranged wherever necessary to correspond with current year's presentation.
- 49** Approval of Financial Statements
The financial statements are approved for issue by the Board of Directors on 22nd May, 2023.

As per our attached Report of even date.

For **K. C. Mehta & Co LLP**
Chartered Accountants
Firm Reg. No. : 106237W/W100829

Vishal P. Doshi
Partner
Membership No. 101533

Place : Vadodara
Date : 22nd May, 2023

Swaroop P. IAS
Managing Director
DIN No. : 08103838

Vinayak Kudtarkar
General Manager (Finance) &
Chief Financial Officer

For and on behalf of the Board

Raj Kumar, IAS
Chairman
DIN No. : 00294527

S. S. Bhatt
Company Secretary &
Chief General Manager
(Legal & CC)

Place : Gandhinagar
Date : 22nd May, 2023

FORM AOC - 1

(Pursuant to first proviso to sub-section(3) of section 129 read with rule 5 of Companies (Accounts) Rules, 2014)
Statement containing salient features of the financial statement of subsidiaries/associate companies/joint ventures

Part “A” : Subsidiaries

Sr. No.	Name of the Subsidiary	Reporting period for the subsidiary concerned, if different from the holding company's reporting period	Reporting currency and Exchange rate as on the last date of the relevant Financial year in the case of foreign subsidiaries	Share capital	Reserves & surplus	Total assets	Total Liabilities	Investments	Turnover	Profit before taxation	Provision for taxation	Profit after taxation	% of shareholding
- Not Applicable -													

Part “B” : Associates and Joint Ventures

Statement pursuant to Section 129 (3) of the Companies Act, 2013 related to Associate Companies and Joint Ventures

[Rs. in Lakhs]

Sr. No.	Name of Associates/ Joint Ventures	1. Latest audited Balance Sheet Date	2. Shares of Associate/Joint Ventures held by the company on the year end			3. Description of how there is significant influence	4. Reason why the associate/ joint venture is not consolidated	5. Networth attributable to Shareholding as per latest audited Balance Sheet	6. Profit / Loss for the year	
			No.	Amount of investment in Associates/ Joint Venture	Extend of Holding %				i. Considered in Consolidation	ii. Not Considered in Consolidation
1	GACL-NALCO Alkalies and Chemicals Pvt. Ltd.	31.03.2023	41,40,00,000	41,400.00	60	N.A.	24,275.82	24,275.82	(16,608.67)	-

Sd/-
Swaroop P. IAS
Managing Director
DIN No. : 08103838

Sd/-
Raj Kumar, IAS
Chairman
DIN No. : 00294527

Sd/-
Vinayak Kudtarkar
General Manager (Finance) &
Chief Financial Officer

Sd/-
S. S. Bhatt
Company Secretary &
Chief General Manager
(Legal & CC)

Place : Gandhinagar
Date : 22nd May, 2023

Leveraging Advanced and Environment Friendly Technologies

GACL is committed to fuelling growth through the adoption of advanced and eco-friendly technologies. Through continuous upgrades and the integration of newer and greener solutions, GACL is scripting a success story. By maximizing capacity utilization, the organization is establishing new industry standards. GACL holds the distinction of being a pioneer in the caustic soda industry, as it replaced Mercury Cell Technology with the more sustainable membrane cell technology back in 1989. Additionally, GACL was among the early adopters of alternative energy sources among state-promoted enterprises. It currently operates wind power generation capacity of 171.4 MW and solar power generation capacity of 36.62 MW. GACL's unwavering pursuit of the best and latest eco-friendly technologies sets it apart, further strengthening its position as a trusted and reliable player in the market.



Unleashing Potential through R&D Excellence



GACL has harnessed the power of research and development (R&D) to drive its progress, resulting in significant advancements in product and production processes. The dedicated R&D department has successfully obtained 8 patents for improved product processes. Notably, GACL, in collaboration with CSIR-IICT, Hyderabad, has achieved a major breakthrough by developing an indigenous, environmentally friendly technology for manufacturing the super specialty chemical, Hydrazine Hydrate (H_6N_2O). This remarkable invention has been recognized and awarded with a joint patent by the Patent Office of the Government of India and the United States Patent & Trademark Office. The patent encompasses an "improved process for the production of Hydrazine Hydrate." By introducing indigenously manufactured substitute for the 100% imported Hydrazine Hydrate, GACL's innovation significantly reduces India's dependency on imports, resulting in valuable foreign exchange savings while ensuring world-class quality standards.

Cultivating a Culture of Safety Excellence

Safety holds paramount importance for every organization, particularly within the Chemical Industry where it encompasses multiple dimensions. Ensuring the safety of employees, contract workers, work premises, environment, and society is crucial. Negligence in this regard can lead to grave consequences. Recognizing its position as a leading force in the Chemical Sector, GACL has implemented strategic plans to guarantee safety across all levels. The organization consistently improves its Health and Safety Management Systems, aiming to continuously enhance customer satisfaction while fostering a safer working environment and a more sustainable future for all. As on 29th July, 2023, GACL achieved accident free 365 days and 4.2 million man hours.



Taking Responsibility for a Better Society

To foster lasting societal transformation, active community engagement is essential. GACL is transcending the traditional boundaries of Corporate Social Responsibility (CSR) and embracing the role of a Socially Responsible Corporate (SRC). The organization's approach to CSR goes beyond mere compliance, emphasizing a comprehensive dedication to giving back to society in every conceivable manner. GACL actively operates in various domains including healthcare, hygiene, nutrition, education, support to special children, sanitation, sustainable livelihoods, skill development, women's empowerment, water and environmental conservation, as well as the promotion of art, culture and heritage. Its CSR initiatives and programs aim to integrate deserving rural communities into the broader fabric of society. GACL aligns its endeavors with ESG and SDGs, consistently striving to improve quality of life to create a better world for all. GACL is also contributing to society through its products used in the purification of drinking water and sanitation.



Various Activities at GACL



Images from top to bottom:

1) Shri Swaroop P. IAS, MD spending some quality time with differently abled children at Home for Mentally Differently Abled Children (HMDC), Vadodara
2) Showcasing achievements and exploring new opportunities through participation in ChemExpo India 2023 at Mumbai
3) Empowering women employees by celebrating Women's Day at GACL Vadodara
4) Shri Pankaj Kumar, IAS (Retd.) and Shri Swaroop P. IAS, MD in Chintan Shibir 2022 – A way forward for mission 10K+ by 2028
5) Flag-off ceremony for the first dispatch of Hydrazine Hydrate (80%) and Purified Phosphoric Acid (85%) at Dahej Complex
6) Independence Day Celebration at Vadodara Complex
7) Shri Swaroop P. IAS, MD, welcoming Shri Raj Kumar, IAS, Chief Secretary, Government of Gujarat on his appointment as Chairman
8) Celebrating commissioning of a new 700 MTPD Caustic Evaporation Unit (CEU) in presence of the technology partners from Sweden
9) World Environment Day Celebration at Vadodara Complex

Forging a Path to a Brighter Future



10 KTPA

Hydrazine Hydrate Project, Dahej

33.87 KTPA

Purified Phosphoric Acid Project, Dahej



105 KTPA

Chloromethanes Project, Dahej

259.05 KTPA to 432.30 KTPA

Caustic Soda production capacity expansion,
Dahej



Tank Farm

24000 Kilolitre Caustic Soda Lye,
2000 Kilolitre Hydrochloric Acid &
2000 Kilolitre Phosphoric Acid

GNAL 800 TPD

Caustic Soda Plant integrated with a
130 MW Thermal Power Plant



Gujarat Alkalies and Chemicals Limited
(An ISO Certified Company) (Promoted by Govt. of Gujarat)

REGD. OFFICE: P.O. RANOLI – 391 350, DIST.: VADODARA, GUJARAT, INDIA. Tel.: 0265-6111000, 7119000
Fax: 0265-6111012 | E-mail: cosec@gACL.co.in | Website: www.gACL.com | CIN: L24110GJ1973PLC002247