

MCFL/SE/2025

July 29, 2025

National Stock Exchange of
India Limited
Exchange Plaza, C-1, Block G,
Bandra Kurla Complex,
Bandra (E)
MUMBAI - 400 051

BSE Limited,
Floor 25, Phiroze Jeejeebhoy Towers,
Dalal Street
MUMBAI - 400 001

Dear Sir/Madam,

Company's Scrip Code in BSE	: 530011 MANGCHEM
Company's Symbol in NSE	: MANGCHEFER
ISIN	: INE558B01017

Sub: Investor Presentation

Pursuant to Regulation 30 of the SEBI (Listing Obligations and Disclosure Requirements) Regulations, 2015 and further to our letter dated July 24, 2025, we are enclosing herewith a copy of the presentation on the financial results of the Company for the quarter ended June 30, 2025, which shall be shared with Analysts/Investors for the Investor Call scheduled on July 29, 2025.

This is for your information and records.

Yours faithfully,
For Mangalore Chemicals & Fertilizers Limited

Vighneshwar G Bhat
Company Secretary

Encl: As above



INVESTOR PRESENTATION

Quarter ended
June 30, 2025

The following slides may contain “forward looking statements” including statements relating to the implementation of strategic initiatives by Mangalore Chemicals & Fertilizers Limited (“MCF”) and future business developments and economic performance.

While these forward looking statements indicate the Company’s assessment with regard to the development of its business, there are a number of risks, uncertainties and other unknown factors that could cause actual developments and results to differ materially from the Company’s expectations.

These factors include, but are not limited to, general market, macro-economic, governmental and regulatory trends, movements in currency exchange and interest rates, competitive pressures, technological developments, changes in the financial conditions of third parties dealing with the Company, legislative developments, and other key factors that could affect the Company’s business and financial performance.

The Company undertakes no obligation to periodically revise any forward looking statements to reflect future/likely events or circumstances.



**Highlights –
Quarter ended
June 30, 2025**

**Past
Annual
Performance**

Highlights

**Quarter ended
June 30, 2025**



- **Ammonia / Urea Plants operated continuously throughout the quarter**
- **Urea Production at 1,22,499 MTs for the quarter**

Performance Highlights :

Quarter ended Q1 FY 25 vs Q1 FY 26

Sales
Quantity

1.98 LMT

Revenue from
operation

₹ 862 Cr

EBITDA

₹ 118 Cr

PBT

₹ 83 Cr

PAT

₹ 62 Cr

EPS

₹ 5.20

Q1
FY 25-26

Q1
FY 24-25

4%

1.90 LMT

6%

₹ 814 Cr

5%

₹ 112 Cr

22%

₹ 68 Cr

41%

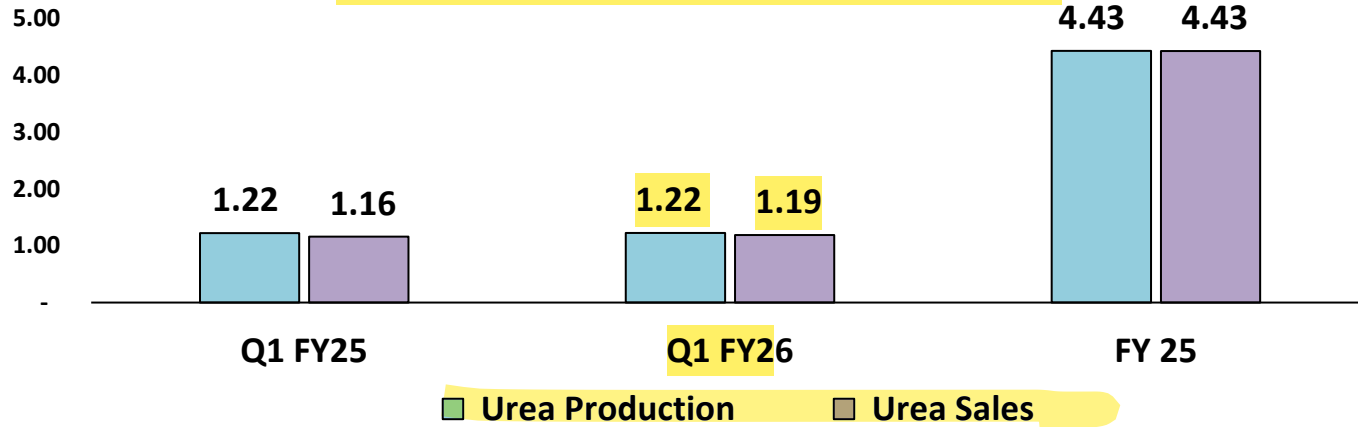
₹ 44 Cr

41%

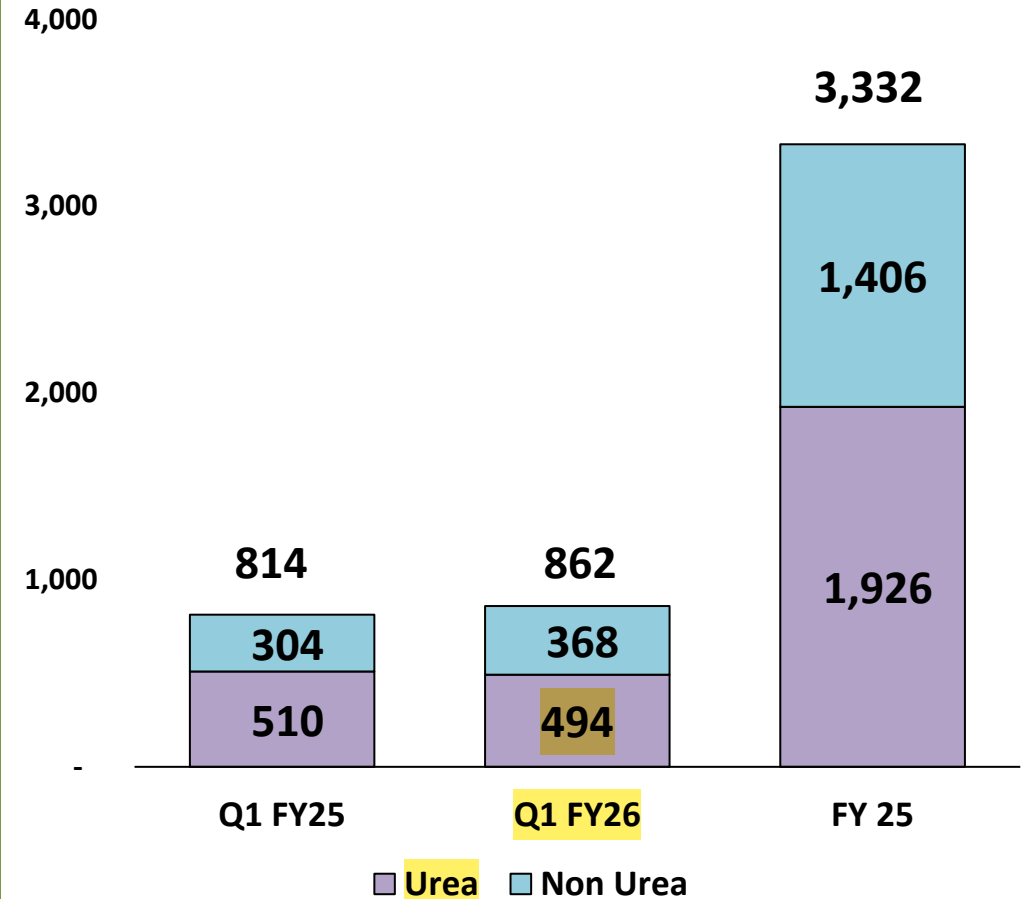
₹ 3.70

Production, Sales & Product-wise Revenue

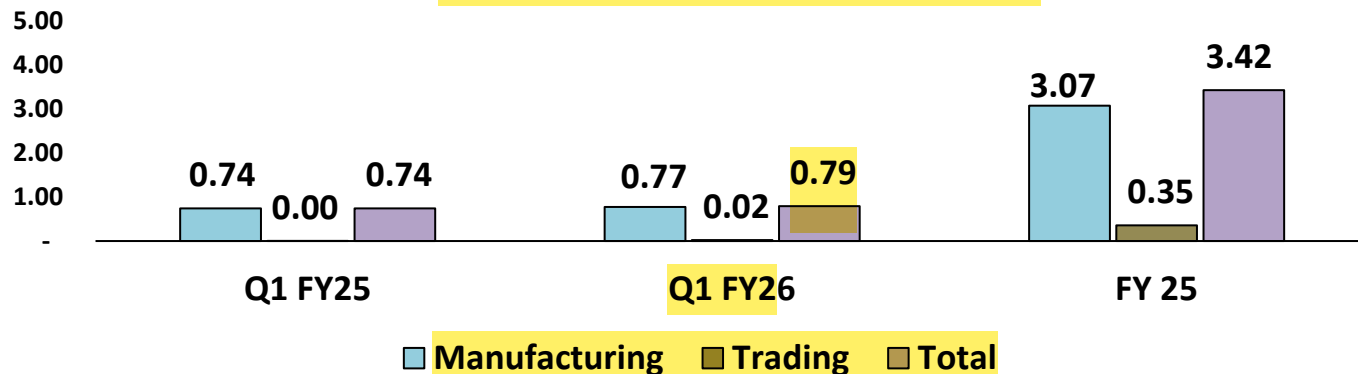
Urea Production and Sales[Lakh MTs]



**Revenue from Operations
(Rs. in Crore)**

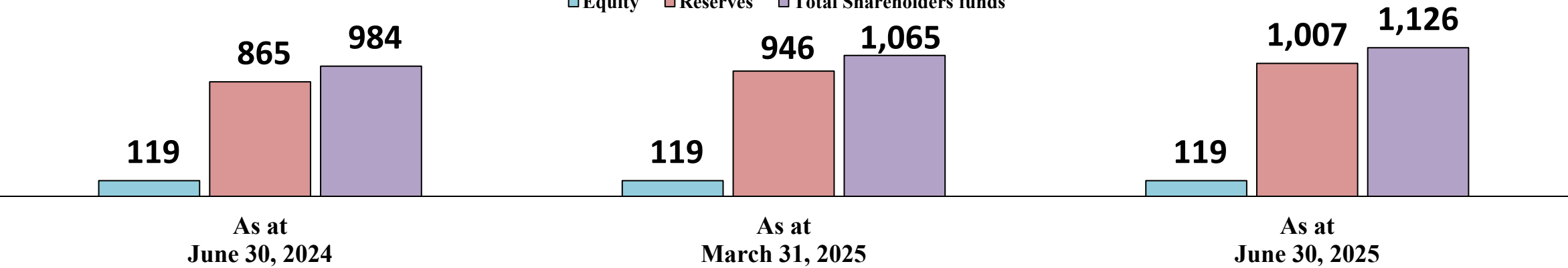


P&K Fertilisers Sales[Lakh MTs]



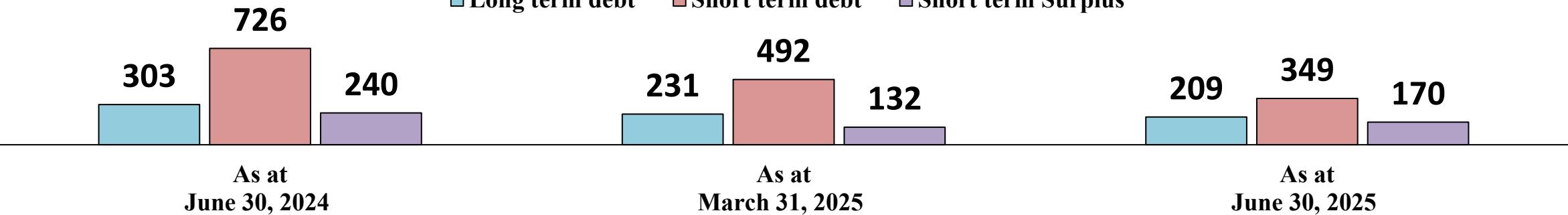
Total Shareholders' funds

■ Equity ■ Reserves ■ Total Shareholders funds

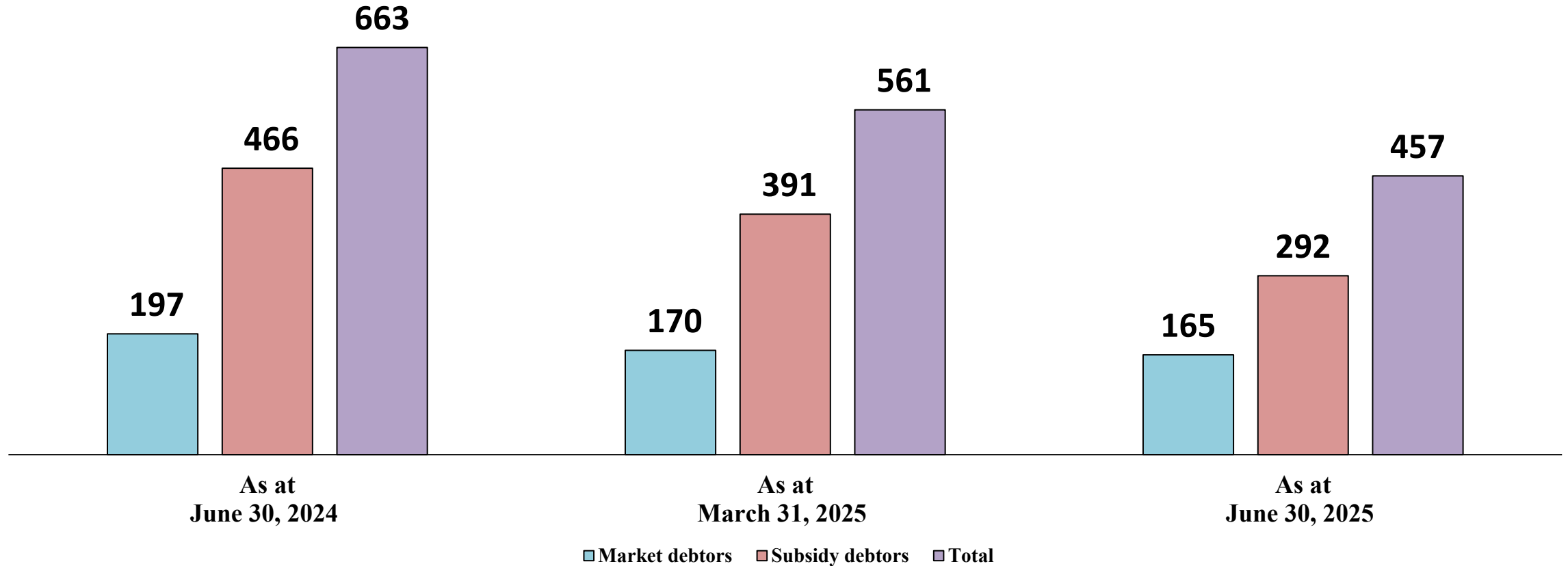


Debt and Surplus funds

■ Long term debt ■ Short term debt ■ Short term Surplus



Receivables



Since received - Subsidy Rs.195 Crores

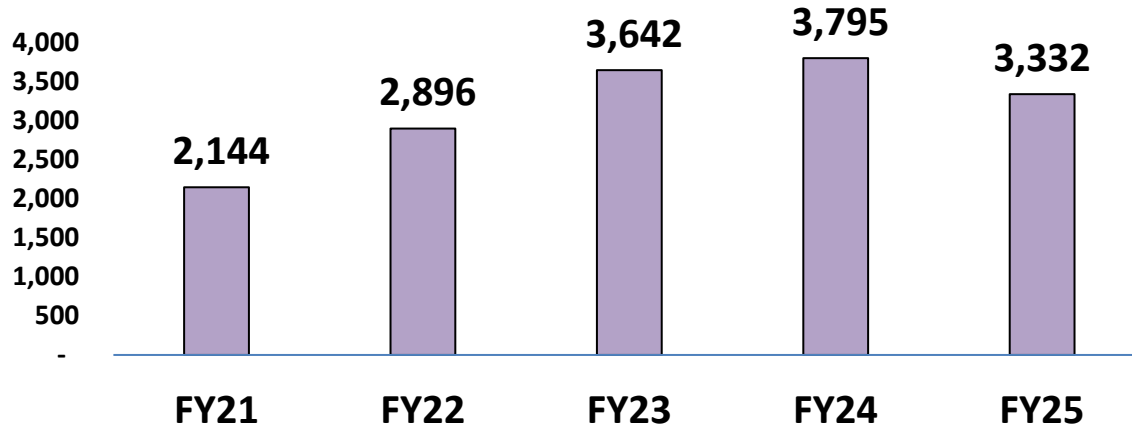


Past Annual Performance

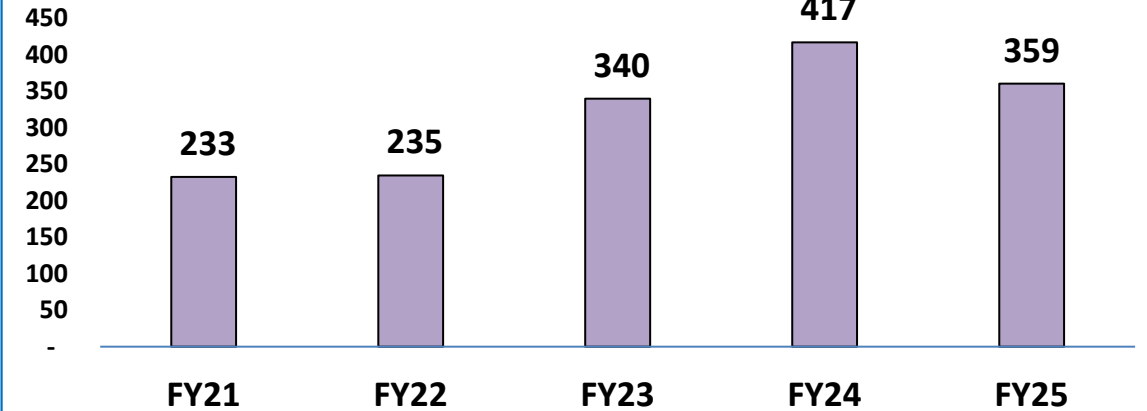
Performance Highlights

INR Crore

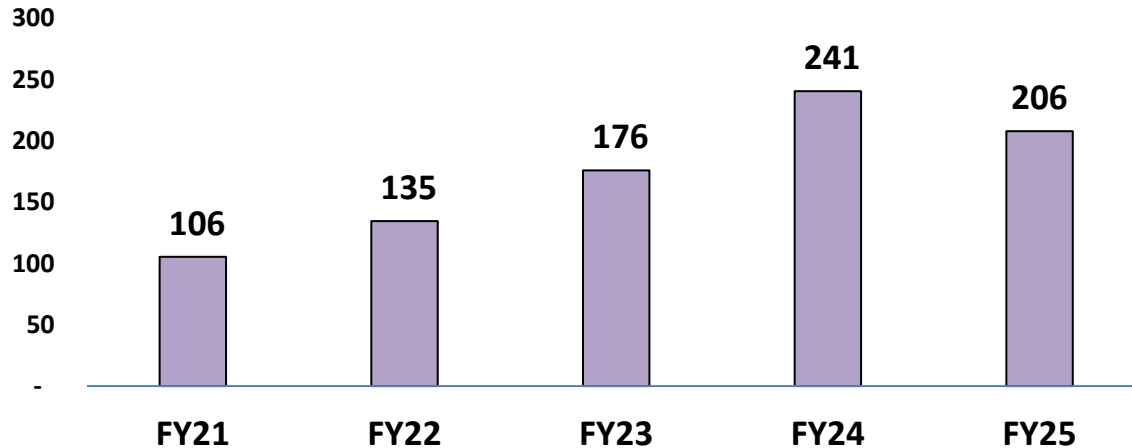
Revenue from Operations



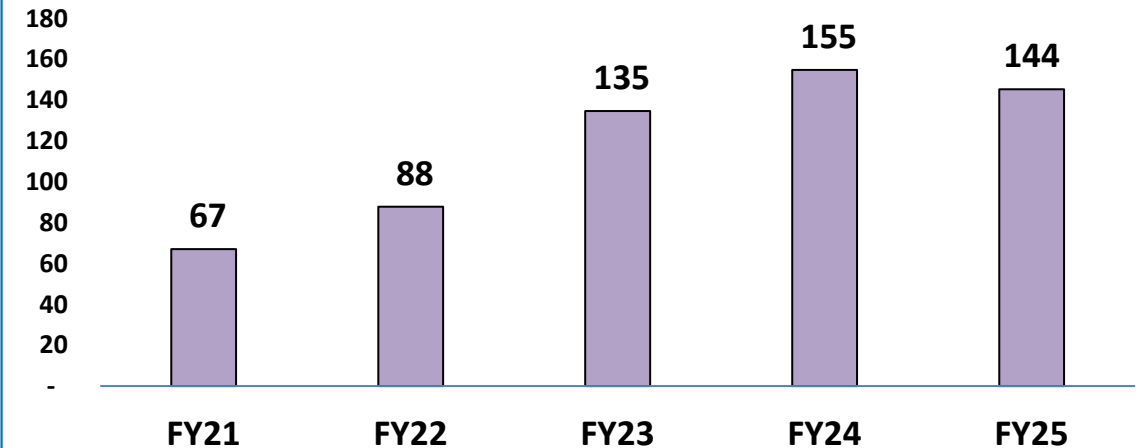
EBITDA



PBT

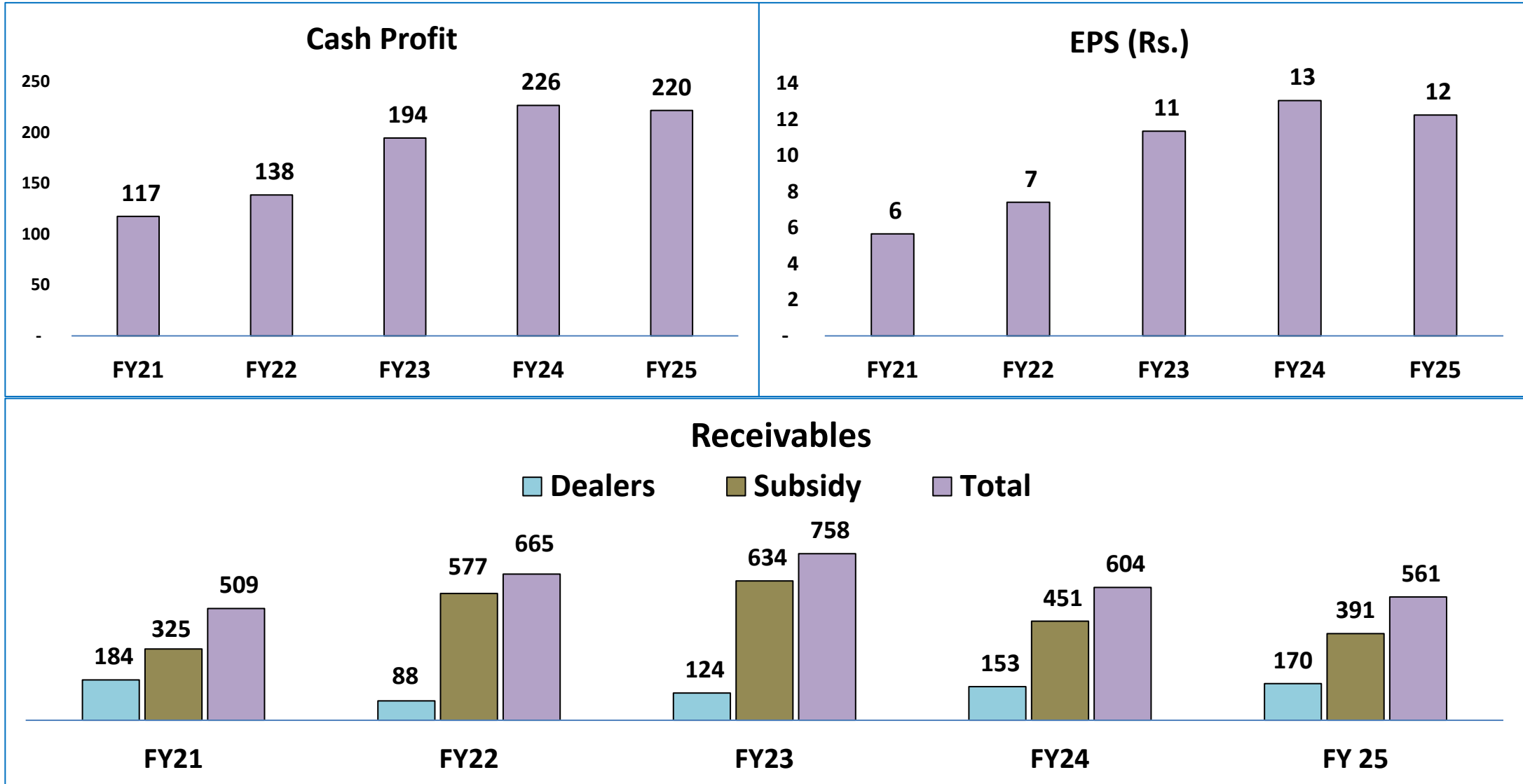


PAT

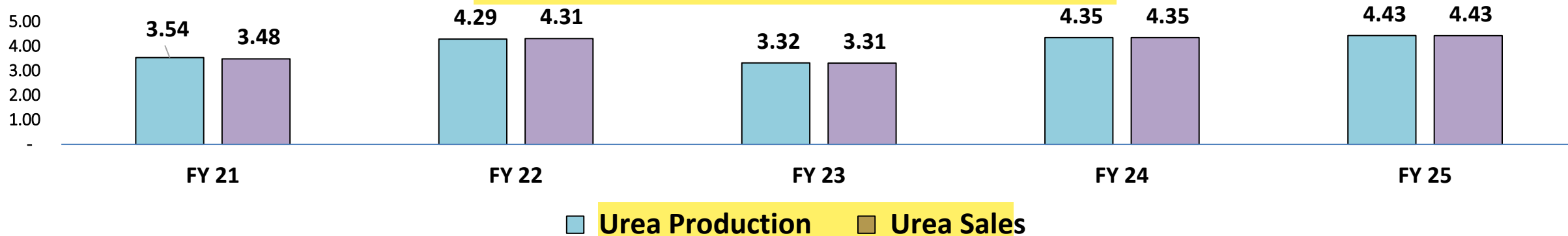


Cash Profit, EPS and Receivables

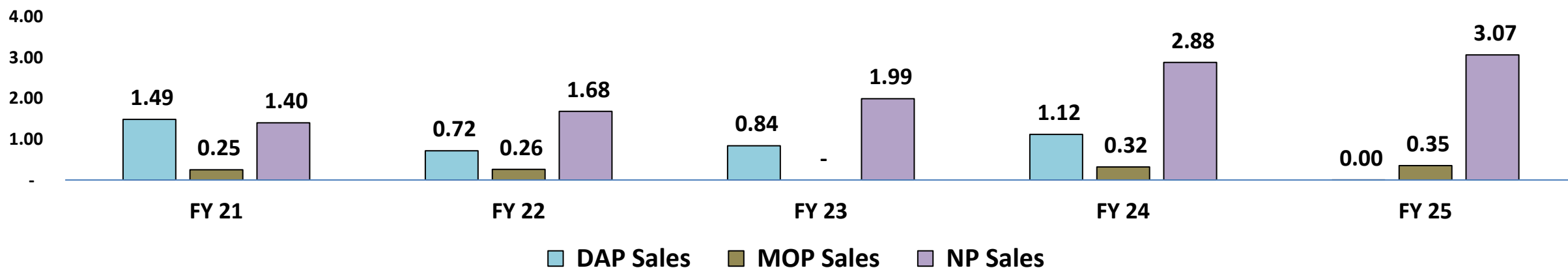
INR Crore [except EPS]



Urea Production and Sales[Lakh MTs]



P&K Fertilisers Sales[Lakh MTs]



MCF Overview

Plant
situated at
Mangalore
West
Coast
Opposite
Mangalore
Port

**Production
Capacity – Urea -
3.8 LMT, DAP &
Complex 2.85
LMT**

**Trading Imp
MOP**

Marketing Territory
Karnataka - 77%
Tamil Nadu - 10%
Maharashtra - 7%
Andhra Pradesh – 4%
Telangana - 1%
Kerala – 1%

Brand **MANGALA**

