

## **SANGHVI MOVERS LIMITED**

**Regd. Office:** Survey No. 92, Tathawade,  
Taluka - Mulshi, Pune, Maharashtra - 411033, INDIA.  
Tel. : 020-66744700, 020-27400700  
E-mail : sanghvi@sanghvicranes.com  
Web : www.sanghvicranes.com  
**CIN No.:** L29150PN1989PLC054143



REF: SML/SEC/SE/25-26/24

Date: August 07, 2025

To,  
The Manager,  
Listing Department  
BSE Limited  
Scrip Code: 530073

To,  
The Manager,  
Listing Department  
National Stock Exchange of India Limited  
Symbol: SANGHVIMOV

**Sub: Investor Presentation**

**Ref: SML/SEC/SE/25-26/21 – Outcome of Board Meeting**

Dear Sir/Madam,

With reference to the captioned subject we are submitting the revised Investor Presentation for the Quarter ended June 30, 2025 as enclosed below.

The above is for your information and record.

Thanking you,

Yours sincerely,  
**For Sanghvi Movers Limited**

**Vinav Agarwal**  
**Company Secretary &**  
**Chief Compliance Officer**  
**ACS: 40751**

Encl: As above





# Investor Presentation Q1 FY26

World's 5th Largest  
Crane Rental Company  
\*(IC Index 2025)





# ■ Disclaimer

*This presentation and the accompanying slides (the “Presentation”) have been prepared by Sanghvi Movers Limited (the “Company”) solely for information purposes. This Presentation does not constitute an offer, recommendation, or invitation to purchase or subscribe for any securities and shall not form the basis of or be relied on in connection with any contract or binding commitment whatsoever in any jurisdiction.*

*The Presentation is not intended to serve as investment advice or as the basis for any investment decision by any prospective investor. No offering of securities of the Company will be made except by means of a statutory offering document containing detailed information about the Company.*

*This Presentation has been prepared by the Company based on information and data which the Company considers reliable, including information obtained from public sources that has not been independently verified. No representation or warranty, express or implied, is made as to the accuracy, correctness, reliability, completeness, or fairness of the information, conclusions, or opinions expressed herein. The financial information contained in this Presentation is preliminary, unaudited, and subject to revision following completion of the Company’s closing and audit processes. No assurance is given as to the reasonableness or achievability of any projections or as to the bases and assumptions underlying any such projections; recipients must satisfy themselves regarding their reasonableness, achievability, and accuracy.*

*This Presentation contains certain forward-looking statements concerning Sanghvi Movers Limited’s future business prospects and business profitability, which are subject to numerous risks and uncertainties. Actual results could differ materially from those expressed or implied in such forward-looking statements. The risks and uncertainties relating to these statements include, but are not limited to: fluctuations in earnings; our ability to manage growth; competition; economic growth in India and internationally; the Company’s ability to implement its strategies and plans; changes in market conditions; and regulatory environment, among others. Such forward-looking statements are not guarantees of future performance and are based on assumptions that may not materialize or may be affected by unanticipated events.*

*The Company does not undertake any obligation to make any public announcement if any of these forward-looking statements become materially incorrect or to update any forward-looking statements made from time to time by or on behalf of the Company. Any forward-looking statements and projections by third parties included in this Presentation are not adopted by the Company, and the Company accepts no responsibility for such third-party statements and projections. Any liability in respect of the contents of, or any omission from, this Presentation is expressly excluded.*

*No part of this Presentation may be reproduced, copied, or forwarded to any third party, either in print or in electronic form, without the prior express consent of the Company.*

*No responsibility or liability is accepted for any loss or damage, however arising, that may result from reliance on this Presentation. All responsibility and liability is expressly disclaimed by the Management, Shareholders, Company, and any of their respective directors, officers, affiliates, employees, advisers, or agents.*

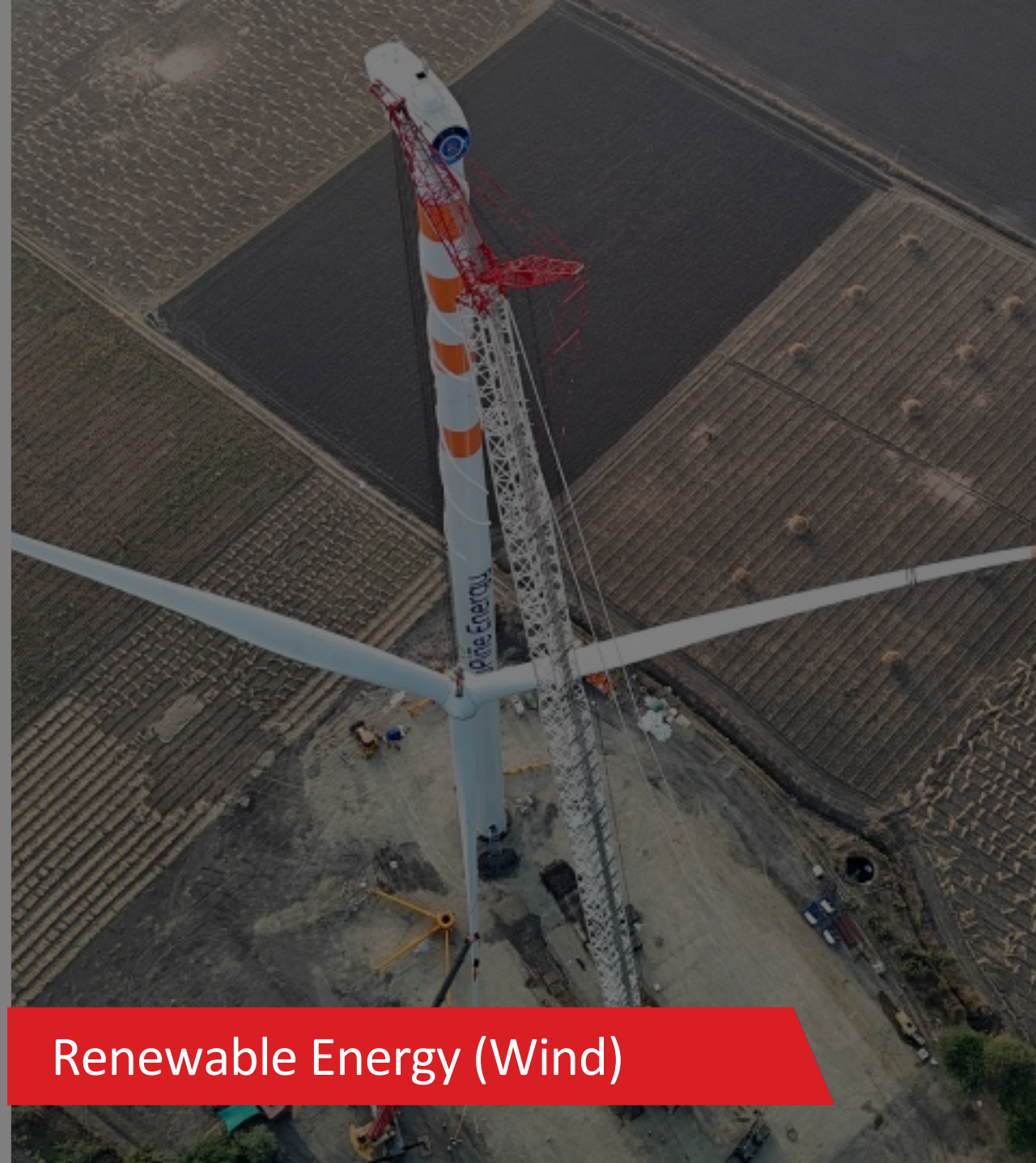
*The distribution of this document in certain jurisdictions may be restricted by law, and persons into whose possession this Presentation comes should inform themselves about, and observe, any such restrictions. Any failure to comply with these restrictions may constitute a violation of applicable law.*



# Industries we Delight








Renewable Energy (Wind)



Refinery & Petrochemical



Infrastructure



Thermal Power



Steel Sector



Cement Sector



Offshore & Marine



Railways & Metro



# Group Strengths





# ■ About Us

We strive to delight our customers and exceed their expectations through timely delivery of reliable cranes, well-trained manpower, uncompromising safety standards, and prompt service.

## Vision



Delight the world through sustainable and scalable engineering solutions.

## Mission



Accelerate infrastructure development by delivering, simple, technology-driven and innovative solutions to create maximum value for our stakeholders.

[www.sanghvicranes.com](http://www.sanghvicranes.com)

## Values



Human Dignity

Ethics

Agility

Trust

Courage

Ownership



SANGHVI



# What Makes Us Different


## Safety



### Uncompromising Safety First

At SML, safety is not a checkbox - it's one of our core elements embedded in every operation. Our zero Total Recordable Incident Rate (TRIR) in recent years reflects our industry-leading practices, certified by ISO 45001:2018 and reinforced by a dedicated QHSE team with over 350 cumulative years of experience. We have established international safety protocols in line with ISO systems, conduct continuous GWO and QHSE training, and foster a culture of accountability and vigilance across every project site.

## Reliability



### Proven Reliability Across Sectors

With a track record of 35+ years and a fleet of 450+ cranes across 100–1600 MT capacities, SML ensures timely deployment, project continuity, and uptime excellence. Our in-house trailer and axle lines eliminate third-party bottlenecks, and our 15 depots pan-India enable rapid mobilization. We're the trusted partner for critical sectors like wind energy, oil & gas, refineries, and infrastructure, consistently delivering under pressure with zero compromise on performance.

## Concept to Commissioning



### Concept-to-Commissioning Expertise

We are more than a crane rental provider - SML is your single-window EPC solution partner. Our turnkey execution capabilities cover engineering, procurement, civil works, erection, electrical installation, and commissioning. Whether it's a 1600 MT lift or a 10 GW wind farm, we offer seamless integration with zero interface risks, ensuring speed, quality, and safety from concept to energization.

## Serviceability



### Serviceability that Powers Progress

Our 24/7 service model, backed by a Global presence and robust in-house maintenance capabilities, ensures uninterrupted operations even in remote geographies. We provide customized packages, rapid troubleshooting, preventive maintenance & trained manpower, all designed to minimize downtime and maximize asset productivity. Our commitment to service excellence makes us a dependable partner beyond just equipment - we deliver peace of mind and value for money.



# ■ The Leaders driving our Vision & Mission



Late

**Mr. Chandrakant P. Sanghvi**

Founder & Ex-Chairman

Mr. Chandrakant P. Sanghvi was the visionary Chairman & Managing Director of Sanghvi Movers Limited (SML), having identified a significant gap in the crane rental industry. He is regarded as a pioneer in the crane rental sector in India, recognizing not only the potential of the crane business but also the need for heavy-duty cranes to support the rapid development of infrastructure across the country.



**Mr. Rishi C. Sanghvi**


Managing Director  
(Since 2019)

Rishi holds a Master of Business Administration from Cornell University, New York, U.S.A., and a Bachelor of Science in Mechanical Engineering with a Minor in Economics from Rensselaer Polytechnic Institute, Troy, New York, U.S.A. He leads the organization's growth, sales analytics, strategy, and technology advancement, while passionately carrying forward his father's legacy. With a global outlook, he is committed to expanding the business in key areas such as Environment, Labor, Safety, Sustainability, and Infrastructure Investment.





# ■ Board of Directors



Mr. Deepak  
Thombre

Chairman & Non-Executive  
Independent Director



Mr. Amitabha  
Mukhopadhyay

Non-Executive  
Independent Director



Mr. Ishwar Chand  
Mangal

Non-Executive  
Independent Director



Mrs. Madhu Pradip  
Dubhashi

Non-Executive  
Independent Director



Mr. Tushar  
Mehendale

Non-Executive  
Independent Director



Mr. Indraneel  
Chitale

Non-Executive  
Independent Director



Mrs. Maithili R.  
Sanghvi

Non-Executive  
Non -Independent Director



# Market Footprint

World's 5th &  
Asia's Largest

Globally Ranked  
Crane Rental  
Company  
(IC Index 2025)

10+ Diverse  
Sectors

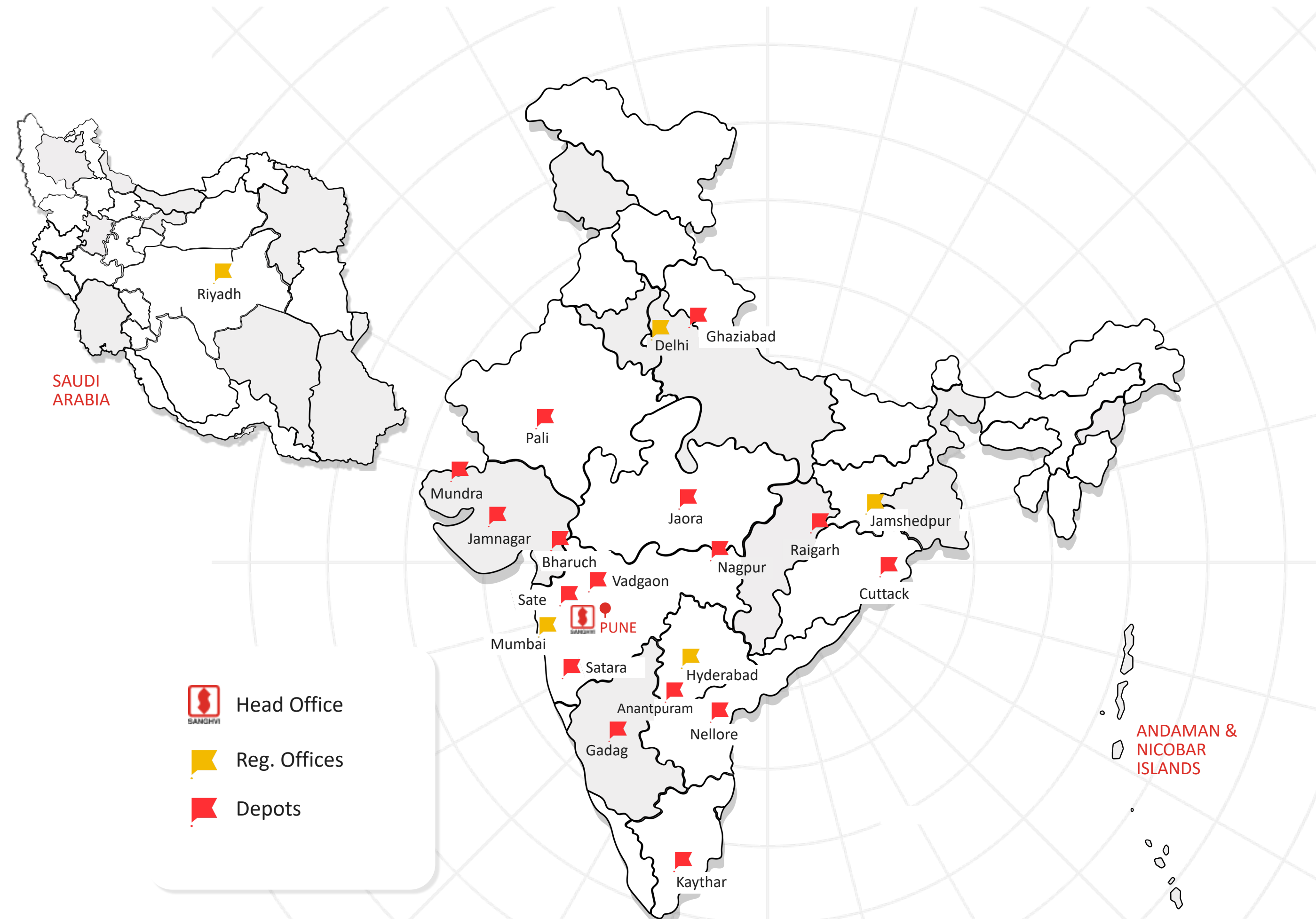
Strong presence in  
construction and  
energy sectors.

15 Depots

Across India

175 Acres

of Freehold Land for  
faster mobilization  
and deployment of  
Crane





# ■ Certifications & Accolades



Business Excellence Award 2024  
Engineering Excellence Award 2022



Business Excellence Award 2023



Most Preferred Workplace 2024



Rising Star Performer of HSE



Best Safety Performance Awards 2024



Energy Leadership Awards 2024  
(Employee Safety Award)



GLOBAL WIND  
ORGANISATION

SML is Certified  
Training Provider

IMS

Integrated Management  
Systems



ISO 9001:2015  
ISO 14001:2015  
ISO 45001:2018



# ■ Expanding Horizons

Guided by legacy, inspired by growth. We've begun a new chapter with two dynamic ventures under one foundation.



(Wholly-Owned Subsidiary of SANGHVI MOVERS LIMITED (SML))

## Turnkey Solutions in Wind EPC

- » 100+ Projects
- » 17GW Group level expertise of Installation of WTGs
- » 450+ Access to Crane Fleet/200+ Trailers
- » 100+ Customers



SANGHVI

## SANGHVI MOVERS MIDDLE EAST

(Wholly-Owned Subsidiary of SANGHVI MOVERS LIMITED (SML))

## Strategic Expansion, Riyadh KSA

- » Asia's Largest Crane Rental Company now Serves Saudi Arabia
- » Catering to key Industries like Construction, Oil & Gas etc..
- » Customized Heavy Lift Solution



# Financial Performance of Q1 FY 2025-26



## ■ Consolidated Financial Highlights

₹ 273 Cr  
Turnover

₹ 50 Cr  
Profit After Tax

81%  
Avg. CU

2.11%  
Avg. Blended Yield

₹ 395 Cr  
Net Debt

0.33:1  
Net Debt/Equity Ratio

₹ 1193 Cr  
Net Worth

8.83%  
Avg. Borrowing Cost P.A.



# Consolidated Financial Performance

(Rs. In Crores)

Sr.	Particulars	Q1 FY 26	Q4 FY25	Q1 FY25	FY 24-25
a)	Income from Operations	273.35	267.42	150.61	782.12
b)	Other Income	7.40	6.51	19.95	40.75
c)	Total Income (a) + (b)	280.75	273.93	170.56	822.87
d)	Operating Expenses	137.55	126.15	47.67	323.02
e)	(% of Income from Operations)	50%	47%	32%	41%
f)	Repairs & Maintenance	3.83	3.39	3.81	15.40
g)	(% of Income from Operations)	1%	1%	3%	2%
h)	Personnel Cost	18.28	13.75	10.55	46.27
i)	Admin & Other Expenses	14.01	17.37	12.96	62.59
j)	Bad Debts/PDD	0.14	(0.15)	1.28	4.48
k)	Total Expenditure	173.81	160.51	76.27	451.76
l)	PBIDIT (c) – (k)	106.94	113.42	94.29	371.11
m)	% of PBIDT to Total Income	38%	41%	55%	45%
n)	Interest	7.32	7.45	6.06	25.88
o)	Depreciation	31.38	31.30	32.54	128.51
p)	Profit Before Tax	68.25	74.66	55.69	216.72
q)	Tax expense (Current tax + DTL)	17.99	20.84	15.09	60.2
r)	Profit After Tax	50.26	53.83	40.60	156.52
s)	% of PAT to Total Income	18%	20%	24%	19%
t)	Total Cash Accruals	81.63	85.13	73.14	285.02
u)	Net Worth	1,192.72	1,142.53	1052.74	1142.53
v)	Net Borrowings	394.89	376.00	317.39	376.00
w)	Debt : Equity Ratio	0.33	0.33	0.30	0.33



# ■ Segment Financial Results

(Rs. In Crores)

Sr. No.	Particulars	Quarter ended 30 June 2025 (Unaudited)	Quarter ended 31 March 2025 (Audited)	Quarter ended 30 June 2024 (Unaudited)	Year ended 31 March 2025 (Audited)
<b>A</b>	Segment Revenue				
	(a) Crane hiring and other ancillary services	194.40	180.06	129.85	569.36
	(b) Wind EPC	106.19	99.64	19.68	228.94
	(c) Project EPC	7.51	22.75	1.08	37.79
	Total segment revenue	308.10	302.45	150.61	836.09
	Inter-Segment				
	(a) Crane hiring and other ancillary services	(34.74)	(35.03)	-	(53.98)
	(b) Wind EPC	-	-	-	-
	(c) Project EPC	-	-	-	-
	Total Inter-Segment Revenue	(34.74)	(35.03)	-	(53.98)
	External				
	(a) Crane hiring and other ancillary services	159.66	145.03	129.85	515.38
	(b) Wind EPC	106.19	99.64	19.68	228.94
	(c) Project EPC	7.51	22.75	1.08	37.79
	Total revenue from operations	273.35	267.42	150.61	782.12
<b>B</b>	Segment Results				
	(a) Crane hiring and other ancillary services	67.51	59.94	49.35	191.70
	(b) Wind EPC	11.97	17.34	1.07	39.65
	(c) Project EPC	1.00	8.87	0.98	14.23
	Adjusted for unallocated income and expense:				
	Other Income	5.16	4.22	15.04	27.59
	Depreciation and amortization expense	(0.97)	(0.73)	(0.77)	(3.09)
	Other Expense	(16.42)	(14.97)	(10.10)	(53.36)
<b>C</b>	Profit before tax	68.25	74.66	55.69	216.72



# ■ Segment Financial Performance

(Rs. in Crores)

Particulars	Crane Renting	Wind EPC	Project EPC	Consolidated P & L
Revenue from Operations	159.66	106.19	7.50	273.35
Other Income	7.40	-	-	7.40
Expenses	73.08	94.22	6.51	173.81
EBITDA	93.98	11.97	0.99	106.94
EBITDA % to Total Income	56%	11%	13%	38%



# Surplus Cash Accruals & Strategic Investments

## Investment Overview

**₹ 131 Cr**

Total Investment in MF Schemes

**~30 Months**

Surplus Cash Accrual Period

**7.73% - 8.48%**

Average ROI per annum


## Investment Portfolio



Corporate  
Bonds



Arbitrage Funds



Commercial  
Papers

## Growth Capital Utilization

These investments will be utilized as Growth Capital for Engine-2 Business opportunities including Core Adjacencies.



Investment in Cranes - KSA



Business Diversification



# Order Book Position

## Order Book (Rs. in crores)

Particulars	SML Order Value	SFRPL & SLPL Order Value	Total Order Book	% to Total Order Book
Total	354.03	413.23	767.26	100.00%

## Order Book Summary (As on 28<sup>th</sup> July 2025)

Sr.	Particulars	Rs. in Crores
1	Order Book for the Financial Year 2025-26	767
2	Less : Revenue Booked till 30 June 2025	273
3	Orders on Hand to be executed in remaining FY 25-26	494





# Capital Expenditure Planned in FY26

## Capex (India)

**₹ 321 Cr**

Total planned Capex

**+76**

Crane Population

**₹ 114 Cr**

Total incurred in Q1

**+21**

Cranes Population

**₹ 207 Cr**

Balanced Planned Capex

**+55**

Cranes Population

## Capex (KSA)

**₹ 26 Cr**

Total incurred in Q1

**12**

Cranes Population

**~₹ 100-150 Cr**

Balance Planned Capex

**~30 - 40**

Cranes Population







Thank  
» you  
[www.sanghvicranes.com](http://www.sanghvicranes.com)