

August 28, 2023

The Manager
Department of Corporate Services
BSE Limited
Jijibhoy Towers,
Dalal Street, Fort,
MUMBAI 400 001

The Manager
Listing Department
National Stock Exchange of India Ltd.
Exchange Plaza,
Bandra-Kurla Complex, Bandra East
MUMBAI 400 051

Script Code: 531147**Script Symbol: ALICON**

Dear Sir,

**Sub: Notice of the 33rd Annual General Meeting and
Integrated Annual Report for the FY 2022-23.**

This is with reference to our letter dated August 23, 2023 whereby the Company had informed that the 33rd Annual General Meeting ('AGM') of the Company is scheduled to be held on Wednesday, September 20, 2023 at 11.00 a.m. (IST) through video conference/ other audio visual means in compliance with relevant circulars issued by the Ministry of Corporate Affairs and the Securities and Exchange Board of India.

As required under the Regulation 34 of the SEBI (Listing Obligations and Disclosure Requirements) Regulations, 2015, we are enclosing Notice convening the 33rd AGM and Integrated Annual Report of the Company including Business Responsibility and Sustainability Report, for the financial year 2022-23.

In accordance with the aforesaid circulars, Notice of the AGM and Integrated Annual Report of the Company for the FY 2022-23 is being sent through electronic mode to all those members of the Company, whose e-mail addresses are registered with the Company and/or Depository Participants.

The Notice of AGM alongwith Integrated Annual Report is also uploaded on the Company's website at www.alicogroup.co.in /annual report <https://www.alicogroup.co.in/wp-content/uploads/2023/08/Alicon-Annual-Report-FY-2022-23.pdf> and the website of National Securities Depository Limited at www.evoting.nsdl.com.

Thanking you,

Yours faithfully,
For ALICON CASTALLOY LTD.

VIMAL
KUMAR
GUPTA

VIMAL GUPTA
CHIEF FINANCE OFFICER

Encl: as above

Accelerated Growth, Steadfast Values.



Index

01

CORPORATE OVERVIEW

- 01 Accelerated Growth, Steadfast Values.
- 02 Achievements for FY 2022-23
- 04 Chairman and Managing Director's Message
- 06 A Closer Look at Our Company
- 08 A Deeper Dive into our Value System
- 10 Growth through Diversity
- 14 Our Geographic Presence
- 15 Our Certifications
- 16 Growth through Core Strengths
- 18 Growth through our Five-Pillar Strategy
- 20 Performance Highlights
- 22 Committed to investing in our children and youth for a better, brighter future!

26

STATUTORY REPORTS

- 26 Management Discussion and Analysis
- 36 Directors' Report
- 41 Annexures to Directors' Report

100

FINANCIAL STATEMENTS

- 100 Standalone Financial Statements
- 163 Consolidated Financial Statements
- 222 Notice

Corporate Information

BOARD OF DIRECTORS

Mr. S. Rai

Managing Director
(DIN: 00050950)

Mr. Junichi Suzuki

Director (DIN: 02628162)

Mr. A. D. Haroliker

Independent Director
(DIN: 00239460)

Mr. Vinay Panjabi

Independent Director
(DIN: 00053380)

Mrs. P Rai

Director (DIN: 00050999)

Mr. Ajay Nanavati

Independent Director
(DIN: 02370729)

Mrs. Veena Mankar

Independent Director
(DIN: 00004168)

STATUTORY AUDITORS

M/s. Kirtane & Pandit LLP

GROUP CEO

Mr. Rajeev Sikand

GROUP CFO

Mr. Vimal Gupta

BANKERS

State Bank of India
Bank of Maharashtra
Kotak Mahindra Bank
IDFC First Bank
Bajaj Finance Ltd
HDFC Bank
Citi Bank

REGISTERED OFFICE

Gat No. 1426, Village - Shikrapur,
Taluka - Shirur,
District Pune - 412 208,
Maharashtra, India

Tel: +91 02137 677100

Email: veena.vaidya@alicongroup.co.in

Website: www.alicongroup.co.in

CORPORATE IDENTIFICATION NUMBER

L99999PN1990PLC059487

SHARE TRANSFER AGENT

M/s. Universal Capital Securities Pvt. Ltd.

C-101, 247 Park, 1st Floor, LBS Road,
Gandhi Nagar, Vikhroli (West),
Mumbai - 400 083.

T: +91 (22) 4918 6178-79

F: +91 22 4918 6060

Email: gamare@uniseq.in

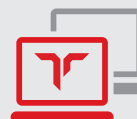
WORKS

Gat No. 1426, Village - Shikrapur,
Taluka - Shirur, District Pune - 412 208,
Maharashtra, India

Plot No. 58/59, Block D II,
MIDC Chinchwad,
Pune - 411 019

57-58 KM Milestone, Delhi - Jaipur,
NH 8, Industrial Area, Village - Binola,
District - Gurugram, Haryana - 122 051

Illichmann Castalloy s.r.o.
Partizanska 81, 966 81, Zarnovica,
Slovakia



For more details,
please visit:
www.alicongroup.co.in

Accelerated Growth, Steadfast Values.

At Aicon, our commitment to Accelerated growth is intrinsically tied to our dedication to Steadfast values. We believe that true success is achieved not only through impressive financial performance but also by upholding the highest ethical standards and making a positive impact on society.

The past year stands as a testament to our purpose. Our strategic initiatives, set in motion prior to the challenges posed by the pandemic, have yielded remarkable results, propelling us to achieve record-breaking annual revenue and surpass industry growth. The addition of new customers and securing the largest-ever order in our history for an e-mobility platform have further fuelled our momentum.

As we look to the future, our focus remains steadfast on developing critical and complex products, strategically positioning us for sustained growth. With a robust order book and ongoing investments in

technology, talent and processes, our confidence in the road ahead continues to strengthen. Moreover, our expanding presence in export markets opens up new avenues for growth.

Our pursuit of growth is seamlessly intertwined with our core values. We are deeply committed to excellence, integrity and making a meaningful difference in the lives of all our stakeholders. Through our research and development capabilities, design excellence and value engineering, we forge stronger connections with our customers. By fostering a supportive

environment for the growth of our employees, embedding renewable energy solutions and empowering the communities in which we operate, we actively embody our role as a responsible corporate citizen.

Growth and values are interconnected facets that define our corporate identity. We invite you to join us on our remarkable journey of accelerated growth with steadfast values, as we shape a brighter future for Aicon and all those we touch through our operations.



Achievements for FY 2022-23

₹ 1,405 Crore

Clocked our highest-ever annual revenue, †30% on a year-on-year basis

₹ 157 Crore

Clocked highest-ever EBITDA, †36% on a year-on-year basis

₹ 1,700 Crore

New orders received during the year, taking total order book to ₹ 7,800 crore from new orders

₹ 83 Crore

Capital expenditure during the year

23

New parts added

3

New customers added



Long-term rating upgraded to A positive by CRISIL



Secured the largest-ever order (from a single customer for a single product) in our history



Fulfilled our supply commitments for an esteemed telecom project under Atmanirbhar Bharat



Commissioned a captive solar plant in India



Commenced installation of solar panels at Europe facility





Automatic GDC production line with robots for 4W Cylinder head

Chairman and Managing Director's Message



Our revenue was higher by 30% on a year-on-year basis, significantly surpassing the industry growth. Enhanced volumes and the addition of new parts and customers fuelled our revenue growth".

Dear Shareholders,

"Accelerated Growth, Steadfast Values"

"This is our commitment to creating opportunities by reinventing ourselves while staying true to our values and culture."

As I had mentioned in my last year's address to you that the country and we at Alicon had lost out on two years of growth. With the effects of the pandemic having waned, we benefited from a normalised full year performance this year. Our continued efforts over the last few years bore fruit and we were able to deliver a robust performance. This was despite multiple economic headwinds like inflationary trends across the globe, supply chain disruptions emanating from China and the continued Russia-Ukraine conflict which impacted commodity prices. Our strong performance this fiscal was made possible given our focus on diverse growth vectors, our agility and product suite diversification which helped in reinforce our position as the preferred partner for domestic and global customers. As we look towards an exciting road ahead, we remain dedicated to driving long-term, sustainable growth.

Despite persistent inflation, elevated interest rates and slowing private consumption, the Indian automobile industry displayed remarkable resilience and innovation. Supported by robust market demand, it achieved a significant volume growth of 13% in FY 2023 compared to the previous year. In contrast, the global auto industry reported a year-on-year volume growth of 6% in calendar year 2022. This was creditable given the European markets witnessed greater turmoil with elevated energy prices and subdued demand.

In the domestic market, the passenger vehicle segment achieved its highest-ever domestic sales, surpassing the previous peak in FY 2019. Commercial vehicles recorded its second-highest domestic sales, approaching the FY 2019 peak. However, the two-wheeler segment, despite a 17% year-on-year volume growth, still remains 25% below the FY 2019 peak. Tepid Rural demand and the introduction of Onboard Diagnostic (OBD) norms led to production schedule adjustments by OEMs, which impacted two-wheeler sales.

At Alicon, we demonstrated the effectiveness of our growth and transformation strategies by achieving our highest-ever annual revenue of ₹ 1,405 crore in FY 2023. Our revenue was

higher by 30% on a year-on-year basis, significantly surpassing the automobile industry growth. This revenue growth was fuelled by enhanced volumes and the addition of new parts and customers fuelled our revenue growth. The improved contribution from our international subsidiary, Illichmann despite the challenging economic environment in Europe also played a vital role.

Our endeavour to improve margin through rebalancing of the product mix is bearing fruit. We achieved our highest-ever EBITDA, posting a 36% year-on-year increase. The EBITDA margin for the year stood at 11.2%, surpassing the 10.7% of FY 2022. Profit after tax stood at ₹ 52 crore, a growth of 113% year-on-year. The adoption of Kaizen principle-based initiatives also enabled us to optimise various aspects of our business model, including inventory management, employee expenses and power costs, among others.

I am delighted to announce that the Board of Directors has approved an interim dividend of 50%, equivalent to ₹ 2.5 per share and final dividend of 75%, equivalent to ₹ 3.75 per share resulting in an annual dividend of 125% and ₹ 6.25 per share. Furthermore, our long-term rating by credit rating agency

CRISIL has been upgraded from A stable to A positive, reaffirming our improved cash flow management.

In terms of operational highlights, a significant milestone was securing the largest-ever order in Alicon's history from a global customer for their e-mobility platform. This multiyear order showcases our improved standing in the global industry, expertise in manufacturing critical components, and competitiveness on the global stage. Winning this order also paves the way for collaboration with other major global OEMs and new entrants in the e-mobility sector. In the Non-Auto business, we successfully fulfilled our supply commitments for an esteemed telecom project under Atmanirbhar Bharat for 5G rollout in India. We are hopeful that this order win will open the doors to further successes.

Significant steps were taken to increase our sustainability footprint, including the commissioning of a captive solar plant in India and the upcoming installation of solar panels at our facility in Europe. These initiatives will have a meaningful impact on our energy mix and also drive cost efficiencies.

Aligned with our strategy, we are prioritising higher value addition and increased sales content per machine. We are thus rebalancing our product mix within the automobile sector with a higher share from passenger and commercial segments while continuing to increase our penetration in EVs offering greater value and improved margins. Our focus is to continually strive for a richer product mix.

We are also expanding our product portfolio in carbon-neutral technologies, structural components, exports, and non-automotive segments. These areas offer significant opportunities for offering value-added products. In the domain of carbon-neutral technologies, we are on track to achieve our revenue scaling targets. Domestic customers are increasingly assessing suppliers based on their capacities and track record in electric vehicle (EV) offerings. Alicon has a strong advantage in this regard, boasting extensive experience and a proven track record with 94 parts

supplied to 17 customers thus far. Our European subsidiary, Illichmann, has been a valuable contributor to our growth in this space, having supplied EV components since 2017.

Furthermore, we are committed to expanding our technological footprint. Automation has played a pivotal role in enhancing operational efficiency, while significant investments have been made in advanced technologies, particularly in thermal cooling solutions for the EV segment. Our dedication to delivering innovative solutions for complex parts sets us apart in the global market. By focussing on technology-driven solutions, we continue to differentiate ourselves and meet the evolving needs of our customers.

Looking ahead, external headwinds are gradually improving with the expectation that most advanced economies will have a soft landing from the current inflationary trends. The availability of semiconductors, although still constrained, has significantly improved compared to previous years. Furthermore, input prices have likely peaked and are expected to decline, alleviating this challenge. In international markets, the easing energy costs provide some relief from inflationary pressures, potentially boosting consumer demand. In India, the automotive industry is poised for a promising trajectory with the economy standing at the cusp of an excellent growth decade. The transition towards electric vehicles will further solidify the nation's position as a global automotive powerhouse. Key drivers such as changing consumer preferences, increasing exports and government support are also shaping the industry's future.

In FY 2023, we successfully consolidated our operations after overcoming the challenges of the past years. This has laid a strong foundation for maintaining our momentum in an improving operating environment. Our confidence is bolstered by our strong order pipeline. In FY 2023, we secured new orders amounting to ₹ 1,700 crore, bringing our total order booking to ₹ 7,800 crore from new business. These orders are executable over a period of seven years from FY 2023 to FY 2029. To support our

expansion, we plan to invest ₹ 90 crore in capital expenditure during FY 2024.

Our confidence is also strengthened by our positive engagements with customers on new technologies and solutions. Our global teams actively collaborate with customers, including OEMs and Tier 1 suppliers, in product development and adjacent solutions. Leveraging our research and development, design excellence, and value engineering capabilities, we provide significant value as a reputable supplier, deepening client relationships. Our track record speaks for itself, highlighting the effectiveness of our processes and our reliability as a supplier.

Significant developments across the global economy coupled with India's improved position and perception as a manufacturer are throwing up new opportunities. The shifting landscape of the global automobile industry has opened the door for new challengers and is placed well thanks to its effort to elevate its offerings in recent years. We have a wider product suite, a larger customer base with several marquee customers, deeper capabilities, an increased automation and technology footprint across our manufacturing facilities, an experienced leadership team and a strong financial position. We are confident that we will elevating the trajectory of our performance.

In conclusion, I would like to express my sincere appreciation to the Board members, Management team, and the entire Alicon team for their unwavering support and dedication. I am grateful to our customers, business associates, bankers, and all stakeholders for their trust in our business. With your ongoing support, we remain focussed on sustaining our growth momentum and delivering increased value to all our stakeholders.

Warm regards,

S. Rai

Chairman &
Managing Director
DIN : 00050950

A Closer Look at Our Company

Alicon Castalloy Limited (Alicon) is a leading integrated aluminium casting manufacturer in India. We serve a diversified marquee customer base across core sectors in India coupled with a growing international presence.

Our reputation for high-quality solutions and extensive industry expertise makes us a preferred choice for original equipment manufacturers in the automotive industry. As the automotive industry transitions to electric mobility, we have kept pace with evolving demands by developing and supplying components for electric vehicles.

With a robust product pipeline spanning 16 segments, we are known for our innovation and operational excellence. Our manufacturing footprint includes three facilities in India and one in Slovakia, Europe. The Company is headquartered in Pune, India.

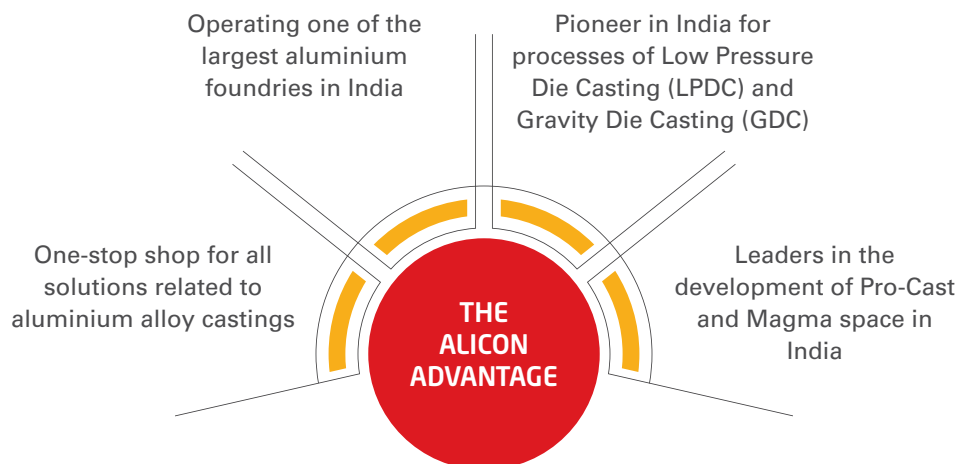


With a robust product pipeline spanning 16 segments, we are known for our innovation and operational excellence. Our manufacturing footprint includes three facilities in India and one in Slovakia, Europe. The Company is headquartered in Pune, India.

ALICON GROUP: EMPOWERED BY 230+ YEARS OF COLLECTIVE EXPERIENCE

We are part of the Alicon Group, a global consortium of companies that combines European engineering, Japanese quality, and Indian innovation to deliver exceptional lightweight alloy solutions.

<p>Enkei Corporation</p> <ul style="list-style-type: none"> ▶ Leading Japanese motor cycle and passenger car wheel manufacturer ▶ 70+ years of experience 	<p>Alicon Castalloy</p> <ul style="list-style-type: none"> ▶ Operating the largest foundry in India and offering frugal engineering solutions ▶ 49 years of track record
<p>Ilichmann Castalloy</p> <ul style="list-style-type: none"> ▶ European subsidiary improving Alicon's presence in US and European markets ▶ 89+ years of proven global track record 	<p>Atlas Castalloy</p> <ul style="list-style-type: none"> ▶ Providing support in engineering, tool design and manufacturing ▶ 20+ years of experience



4

World-class
manufacturing facilities

49

Years of experience

93

Customers

18

Export countries

815

Live parts including 94
parts for electric mobility

133

Product innovations over
the past three years

887

employees including
researchers

Numbers are as of March 31, 2023, unless otherwise mentioned



Illichmann Castalloy plant, Slovakia, Europe

A Deeper Dive into our Value System



Our Vision

Become the globally preferred supplier for Light Alloy Casting Solutions



Our Values

- ▶ Quality, Integrity and Respect
- ▶ Encourage Entrepreneurship
- ▶ Ownership and Accountability
- ▶ Commitment to the Environment and Community



Our Mission

- ▶ Grow the employees, associates and suppliers
- ▶ Ensure total customer satisfaction
- ▶ Increase shareholder value



Our Business Philosophy

Fewer, Bigger & Bolder



THE ALICON DNA

We Encourage Decisive Leaders at All Levels

We Encourage Leaders to Nurture Their Teams

We Empower Our People and Always Maintain Positive Environment

We Approach Everything We Do with Sincerity and Integrity

We Greet Everyone with a Smile and in High Spirit

We Follow the Alicon Vector

We Practice LDD (Light, Direct and Deep Communication)

We Believe in Continuous Improvement and Benchmarking

We Aim at Delighting Our Customers with Innovation

We are Flexible and Adapt to Shifts in the Market

We are Visionary and Set High Targets for Ourselves

We use DES – BEP to Establish Lucrative Goals and Practices

We Create an Organic Environment and Give Back to our Society

We Imbibe 5S As a Way of Life

We are Agile, Disciplined and Decisive in Our Work

We Advocate Ownership and Accountability

We Encourage Perseverance in Case of Failures

We Stay True to Our Purpose



Growth through Diversity

Our comprehensive portfolio of products and solutions, multi-sectoral presence, diversified customer base and global geographic footprint are the drivers of our growth strategy. This diversity empowers us to explore new revenue streams, enhance profitability and mitigate the impact of market volatility in any specific area or sector.

OUR SOLUTIONS

We are a comprehensive engineering solutions provider for aluminium alloy castings, serving as a trusted one-stop shop for our customers. From the prototype stage to commercial production, we engage with customers, cutting down on validation time and costs. Our integrated approach ensures convenience and a seamless experience for our customers throughout the entire process.

- ▶ Tool Design & Simulation
- ▶ Prototype Design & Manufacturing
- ▶ Tool Manufacturing
- ▶ Fixture Design & Manufacturing
- ▶ Casting Manufacturing
- ▶ Value Analysis/Value Engineering Suggestions
- ▶ Machining & Sub-Assembly
- ▶ Painting

MULTI-SECTORAL PRESENCE

With over five decades of expertise in aluminium casting, we harness our knowledge to provide innovative solutions to a wide range of industries. Within the automotive sector, we hold a prominent position as the preferred manufacturer for numerous OEMs in the domestic and international markets, serving both internal combustion engines and e-mobility requirements.



Machining Plant, Pune


OUR DIVERSIFIED AND TECHNOLOGY DRIVEN PRODUCT PORTFOLIO




2W Cylinder Head




Compressor Housing



4W Cylinder Head



Fully Finished Cylinder Head



Housing



Trascradle




Inlet Pipe




Cac Tank



Swing Arm




Battery Tray



Motor Housing



Motor Stator



Controller Housing



Cooling/Junction Box



Enclosure Body

Automotive

Internal Combustion Engine



Two-Wheelers



Three-Wheelers
Passenger Cars



Multi-Utility
Vehicles



Multi-Purpose
Vehicles



Passenger Cars



Small
Commercial
Vehicles



Light
Commercial
Vehicles



Medium & Heavy
Commercial
Vehicles

E-mobility



Medium
and Heavy
Commercial



Passenger Cars



Two-Wheelers

Non-Automotive

Internal Combustion Engine



Agriculture



Energy



Medical & Health



Defence



Infrastructure



Locomotive



Aero & Marine



Telecommunication

OUR CUSTOMERS

Our revenue is well diversified among a wide range of customers, with no single customer accounting for more than 15% of our turnover. This healthy distribution signifies a robust and balanced customer base, mitigating the risks associated with overreliance on a few customers. Furthermore, our long-standing partnerships with multiple customers fortify our stability and reinforce our market resilience.

Two-Wheeler OEM	Four-Wheeler OEM	Tier 1 & Non Auto

Our Customer Connect



STRATEGY DIRECTION FOR GROWTH



Year 1990
2W Cylinder Head
Manufactured



Year 2000
4W Manifold
Manufactured



Year 2015
Crank Case
Manufactured




Year 2016
HCV Coolant Collector
Manufactured




Year 2017
Motor Housing
Manufactured




Year 2018
Battery Tray
Manufactured




Year 2019
Controller Housing
Manufactured



Year 2020
4W Cylinder head (hybrid vehicle)
Manufactured



Year 2021
Motor Stator (Commercial Vehicle)
Manufactured



Year 2022
Fully Finished Cylinder Head
Manufactured

We witnessed significant transformation in the automotive industry which is driven by technological advancements, changing consumer preferences, and the need for environment-friendly and efficient transportation solutions. Our Strategy direction focused on increasing margin by improving business share in 4-Wheeler segment, increase presence in EV, scaling up revenue from Global market and focus on technology product and solution.



Our Geographic Presence

Our global presence spans strategic locations worldwide, enabling us to efficiently serve our customer base in 18+ countries. Our strategic positioning enhances speed-to-market, optimises costs, and drives operational efficiencies, reinforcing our commitment to delivering value on a global scale.

- 4 modern plants
(1 international)
- High-end machines
- Advanced Technology Centre
- Globally Competent Tool Rooms
(20 tools/a month)
- Full-edged Machine Shop
(including assembly facility)



France

- Marketing Franchise

Austria

- International Marketing Office

Slovakia

- Manufacturing Plant
- Tool Room
- Product Validation Lab

Shikrapur, Pune Maharashtra

- Manufacturing Plant
- Technology Centre
- Product Validation Lab
- Machine Shop

Chinchwad, Pune Maharashtra

- Manufacturing Plant
- Tool Room
- Product Validation Lab
- Machine Shop

Binola, Haryana

- Manufacturing Plant
- Product Validation Lab

Map not to scale. For illustrative purposes only.

Our Awards & Certifications



**Toyota Award
for Zero Defect Supplier**



**TATA Autocomp Award
for Speed and Synergy**

TS 16949:2009

(International Quality Management System specification for the automotive industry)



ISO 9001:2008

(International Standard for Quality Management Systems)



ISO 14001:2004

(International Standard for Environmental Management Systems)



BS OHSAS 18001:2007

(British Standard for Occupational Health and Safety Management Systems)



ISO 45001:2018

(International Standard for Health and Safety at Work)



Growth through Core Strengths



R&D EXCELLENCE

Our cutting-edge technology centre, supported by a talented team of over 200 researchers, fosters breakthrough products and processes that are economically viable and environmentally friendly. Collaborating closely with our customers, we translate concepts into bespoke designs, delivering impactful solutions tailored to their specific needs.



NEW TECHNOLOGICAL SOLUTIONS

We stay at the forefront of technology to meet the emerging demands of the electric and carbon-neutral mobility segments. Our focus on innovation also enables us to deliver value-added products, including BS-VI-compliant components and lightweight solutions. By embedding cutting-edge technology into our offerings, we consistently deliver superior products that exceed customer expectations.



UNCOMPROMISING QUALITY ASSURANCE

At every step of our manufacturing process, we implement stringent quality control measures to ensure that our products consistently meet global benchmarks. Our manufacturing facilities have obtained certifications from renowned international quality management systems, a testament to our unwavering commitment to delivering products of exceptional reliability and performance.



STATE-OF-THE-ART MANUFACTURING FACILITIES

Our world-class manufacturing facilities are equipped with globally sourced machinery, a highly proficient tool manufacturing facility and dedicated quality and testing laboratories at every location. With a comprehensive machine shop, we maintain top-tier manufacturing capabilities that adhere to highest global standards.



AGILE MANUFACTURING CAPABILITIES

Our production capabilities are designed to be flexible and customisable, enabling us to manufacture components of all sizes. With the evolving landscape of shorter product lifecycles, we are adept at small batch manufacturing, ensuring quick turnaround times. Furthermore, we have the capacity to scale up for high-volume production, providing our customers with the versatility they need to meet market demands.



WORLD-CLASS SYSTEMS AND PROCESSES

We foster a culture of continuous improvement, leveraging leading methodologies such as lean and agile manufacturing, Kaizen and automation. Embracing world-class platforms like SAP, we optimise our systems and processes to ensure operational efficiency and drive excellence throughout our organisation.



HEALTH AND SAFETY CULTURE

By implementing robust safety protocols, conducting regular safety assessments and promoting a culture of well-being, we prioritise the welfare of our employees. Our focus on health and safety also creates a conducive workplace that fosters productivity and performance.



EMPOWERED AND ENGAGED WORKFORCE

Our success is fuelled by the talent and passion of our workforce. We prioritise their development and retention through robust capability-building programmes, performance incentive schemes, employee-friendly attendance policies, and other initiatives, thereby ensuring a motivated and skilled team dedicated to delivering outstanding results.



FINANCIAL STABILITY AND GROWTH

We have demonstrated a strong track record of growth and profitability, driven by an optimised product mix and operational efficiencies. Our prudent financial management is reflected in a streamlined working capital cycle, comfortable net debt ratio and healthy return on capital employed. This solid foundation empowers us to navigate challenges and seize growth opportunities.



STRONG LEADERSHIP AND EFFECTIVE GOVERNANCE

Led by an experienced and qualified leadership team, we uphold the highest standards of corporate governance. Our management is committed to implementing robust internal controls and driving a strategic business approach. Through effective leadership and governance practices, we ensure the efficient and ethical operation of our organisation.

Growth through our Five-Pillar Strategy

Our strong performance can be attributed to our transformation initiatives based on our robust five-pillar strategy. This strategy encompasses a focus on multiple growth vectors, empowering us to enhance business diversification, expand into new markets and broaden our customer base.



TRADITIONAL ICE BUSINESS

The first pillar of our strategy focusses on expanding our portfolio of critical parts in the traditional Internal Combustion Engine (ICE) business. This includes the development of components such as four-wheeler cylinder heads. To underscore our commitment, we have invested in automation technologies to demonstrate our expertise and readiness in this crucial area of technology.

Notable highlights of the year include securing contracts with two major domestic customers for four-wheeler cylinder heads. Additionally, we have successfully developed a cylinder head for a leading manufacturer of all-terrain vehicles, which will be supplied to the U.S. market. This order win is significant as it marks a shift in our value proposition, moving from supplying partially finished cylinder heads to delivering fully finished products.



CARBON-NEUTRAL TECHNOLOGY

The second pillar of our strategy centres around the opportunities presented by carbon-neutral technologies, including batteries, EVs, hybrid EVs, plug-in hybrid vehicles, fuel cells and hydrogen cell technologies. This year, we have shifted our focus from solely EVs to a broader emphasis on carbon-neutral technologies, aligning with the evolving industry landscape.

Within the carbon-neutral technology space, we are targeting passenger vehicles, commercial vehicles and export markets, recognising the potential for value addition in these areas. To actively pursue these opportunities, we have increased our participation in conferences, exhibitions and customer visits, both domestically and globally.

Our reputation and expertise in the EV segment positions us well in the eyes of domestic customers, who evaluate suppliers based on capacities and track records. With a rich experience and a successful track record of supplying 94 parts to 17 customers, Alicon is recognised as a trusted partner in this field. Additionally, our European subsidiary, Illichmann, has played a crucial role in our growth and competency in supplying EV components since 2017.

We have secured new orders from global customers in the carbon-neutral technology segment, expanding our presence and entering new markets. A notable highlight is the largest ever order win in Alicon's history, a multiyear order from a global customer for their e-mobility platform. Our unique solutions and demonstrated expertise played a pivotal role in winning this prestigious project. Based on our new order wins, we expect to accelerate the momentum of our business from carbon-neutral technologies.



STRUCTURAL PARTS

The third pillar of our strategy revolves around capturing opportunities in structural parts or technology-agnostic components, which remain essential regardless of the fuel technology used in vehicles. These components, such as suspension, chassis parts and brake parts, have cross-functional applications across both internal combustion engines and electric vehicle platforms. They continue to hold relevance even in the event of emerging alternative technologies.

Throughout the year, we maintained a strong focus on the development of these technology-agnostic products by leveraging our core competencies and increasing their revenue contribution. We made significant strides in the global and domestic markets, expanding our offerings, winning new logos and securing new parts from our customer base. By actively pursuing these opportunities, we aim to strengthen our position and drive growth in the structural parts segment.



NON-AUTO BUSINESS

The fourth pillar of our strategy focusses on extracting opportunities in sectors beyond automotive, such as Defence, Healthcare, Telecom, and more, where our expertise can be leveraged. This diversification not only drives growth from newer areas but also enhances our business resilience.

During the year, we were proud to be awarded an order for a prestigious telecom project under the AatmaNirbhar Bharat initiative. This large-scale project involves the implementation of the 4G/5G network, and Alicon is proud to be the sole provider of the specific part required. The project aims to promote indigenous development of these technologies, aligning with the vision of AatmaNirbhar Bharat.

Additionally, we secured a tender from the Department of Defence for the supply of wheels for battle tanks and cylinder heads for heavy-duty defence trucks. The despatch of these components will commence in the coming quarters, further reinforcing our presence in the defence sector.



ENHANCED CUSTOMER WALLET SHARE

The final pillar of our strategy is focussed on enhancing our customer wallet share through machining, finishing and combining products to offer customers a one-stop solution. We strive to increase business with our existing customers by leveraging our core competencies and strong relationships. By following standardised operating procedures and delivering high-quality parts, we aim to establish ourselves as a trusted supplier within our existing customer base.



With a rich experience and a successful track record of supplying 94 parts to 17 customers, Alicon is recognised as a trusted partner in this field. Additionally, our European subsidiary, Illichmann, has played a crucial role in our growth and competency in supplying EV components since 2017.




LPDC Manufacturing Plant, Pune

Performance Highlights


Revenue from Operations (Net)

(₹ in Million)

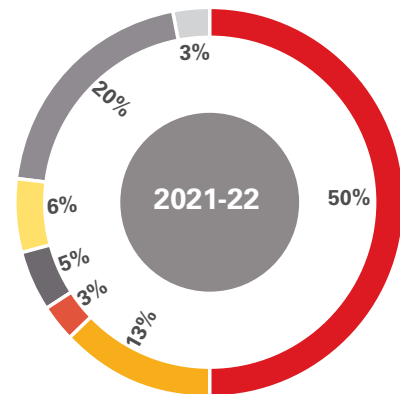
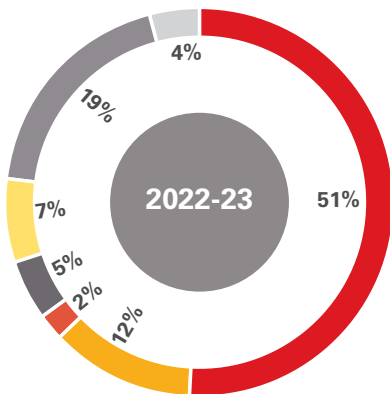


EBITDA (Net)

(₹ in Million)

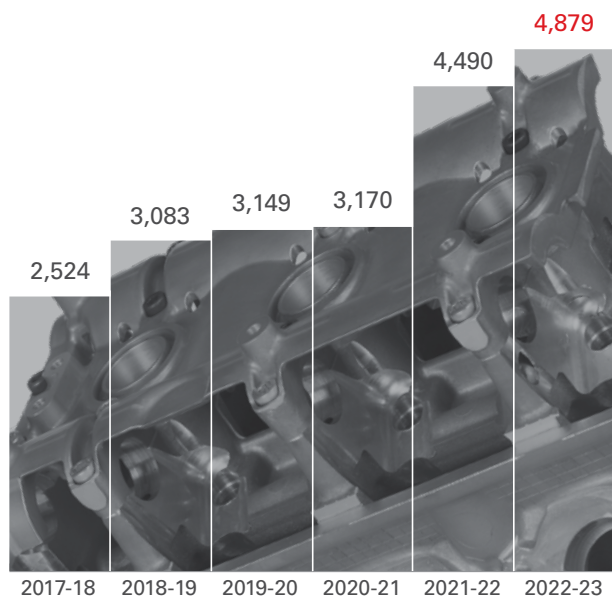


COST AND PROFIT AS A PERCENTAGE OF TOTAL INCOME

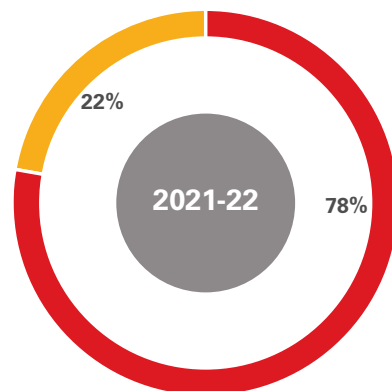
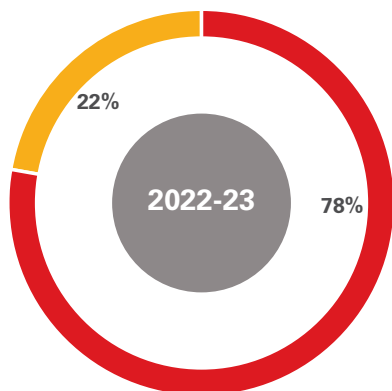
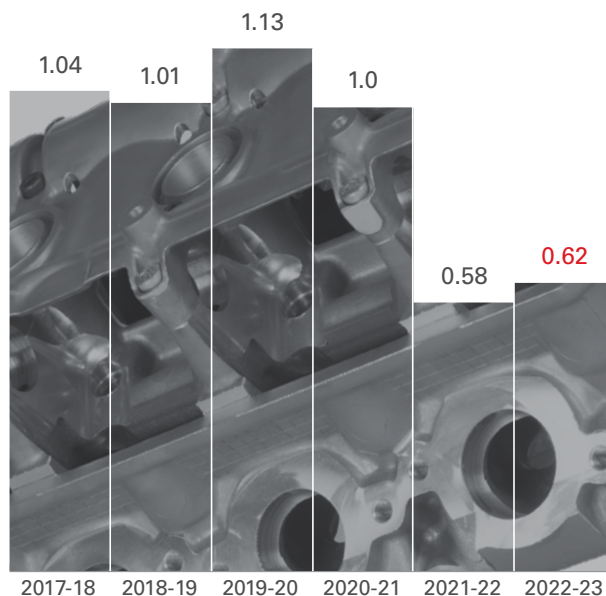


● Cost of Goods Sold | ● Employee Cost | ● Finance Cost | ● Depreciation Cost
 ● Power Fuel | ● Other Expenses | ● Profit Before Tax

Net Worth
(₹ in Million)



Debt Equity Ratio
(No. of Times)



● Domestic Sales | ● Global Sales

Committed to investing in our children and youth for a better, brighter future!

ROCKET LEARNING

ENSURING EQUITABLE ACCESS TO EARLY CHILDHOOD EDUCATION

An innovative parent engagement model that provides bite-sized audio visual content directly to parents using WhatsApp, transforming the behavior of low income communities to promote a habit of teaching and learning within parent-child relationships. Their teacher engagement model empowers Anganwadi workers through a hybrid training approach combining in-person and digital resources. This is the second year of our support in Aurangabad district, impacting over 50,000 parents and 3,500 Anganwadi workers.



SAARTHI EDUCATION

ENSURING THAT EVERY CHILD PRACTICES AND PROGRESSES EVERY DAY

This at-home learning programme is making a significant impact in building foundational literacy and numeracy skills for over 500 children, aged 6-10 years, from low-income backgrounds in district Faridabad, Haryana. The technology-driven worksheets include 150,000 Math problems and 1,400 flipbooks for English, delivered through Relationship Managers - women field workers who are the backbone of the initiative, and from the same community as the children, fostering trust with parents. The impact of this initiative has been an average Daily Response Rate of 85.05% and Sheets Progressed per Week rate of 73.2%.

MAKERGHAT**NURTURING THE NEXT GENERATION OF ENTREPRENEURS AND LEADERS**

The initiative offers a hands-on education that develops a MAKER MINDSET – tinkering and entrepreneurial thinking. This approach aims to empower the younger generation to identify, research problems in the community, generate relevant creative solutions and develop sustainable outcomes. Our support, implemented across 5 districts in Andhra Pradesh impacts 1,187 government schools, over 2,000 teachers and 63,000 students, and also reaches 300 students at 10 community centres in Karnataka.

**SAI KRUSHNA CHARITABLE TRUST****ADDRESSING SKILL REQUIREMENTS FOR GREATER EMPLOYABILITY**

The 3H Catalyst initiative addresses 3 competency gaps – poor behavioural competency, weak intellectual knowledge and underdeveloped emotional capabilities. The 3H approach involves the holistic development of Hand, Head and Heart with a focus on vital skills of effective communication, quantitative aptitude, logical reasoning, goal-setting, social-emotional competence, and workplace preparedness. Our support reached over 200 college students at semi-urban colleges near Bengaluru and Hyderabad.

LABHYA FOUNDATION

FOSTERING EMOTIONAL INTELLIGENCE AND SOCIAL SKILLS, PAVING THE WAY FOR PERSONAL & PROFESSIONAL GROWTH

The organisation achieves its vision through strategic partnerships with governments, multilateral organisations, and nonprofits to co-create a scalable and localised Social Emotional Learning (SEL) programme for children across the public education system. We support the Model Schools initiative, to strengthen Anandam Pathacharya, an experiential learning SEL programme, adopted by the Uttarakhand government to reach every child across 18,000 public schools in the state.



SLAM OUT LOUD

USING THE TRANSFORMATIONAL POWER OF THE ARTS TO BUILD CREATIVE CONFIDENCE SKILLS

The programme uses artforms - poetry, visual art, storytelling, and theatre to cultivate 21st century skills which include critical thinking, communication, collaboration, and creativity. Over 900 children from vulnerable communities in Pune were part of this programme which was delivered through 22 facilitators from a local organisation - Swadhar IDWC, who received in-depth training and also support through classroom observations. The impact of these sessions extend beyond creative expression, inspiring the children to become creative thinkers, building inner resilience and social emotional skills of self-esteem and empathy, to drive positive change in their lives and society.

REAP BENEFIT**ACTIVATING YOUNG CITIZENS TO SOLVE SMALL, DENT BIG**

The initiative is a platform to inspire and nurture young citizens to become action-based citizen-champions. They use the DISS framework - Discover, Investigate, Solve, and Share, which equips children and youth with knowledge, skills, and support, to identify civic and public problems in their neighbourhoods, gain insights through investigation, design campaigns and solutions, and engage with stakeholders for lasting impact.

We have supported the Bootcamp Express programme at 11 low-income private and government schools of Karnataka, reaching over 1,200 students who took 352 actions during the programme using local data, solutions and campaigns. The experiential learning is amplified by hands-on activities, Do-It-Yourself Solution kits, civic games and Reap Benefit's technology platforms, which includes a Web App, a WhatsApp Chatbot, and a Civic Forum.



Management Discussion and Analysis



ECONOMIC REVIEW

FY 2022-23 (FY 2023) began on a mixed note. The key positive was signs of the pandemic receding. However, the flip side was the impact of inflationary trends, supply chain disruptions emanating from China, and the start of the Russia-Ukraine conflict impacting commodity prices. Persistent inflationary trends prompted several central banks to adopt stringent monetary policies. Impacted by the multiple challenges and the cautionary stance, global economic growth stood at 3.4% in CY 2022. In CY 2023, it is expected to decline slightly to 2.8%, then recovering to 3% in CY 2024. Advanced economies grew 2.7% in 2022 and are expected to grow 1.3% in 2023 and then 1.4% in 2024. Emerging markets and developing economies which grew 4% in CY 2022 are expected to perform in a more resilient manner and continue to grow at 3.9% in CY 2023 and 4.2% in CY 2024.

India too faced multiple challenges. Rising international crude prices coupled with domestic weather conditions like excessive heat and unseasonal rains kept food prices high, fuelling retail inflation. Consumer price Inflation (CPI) remained above the Reserve Bank of India's (RBI) tolerance levels for the better part of the year. The RBI, like other Central banks across the world raised the monetary policy rates and reduced excess systemic liquidity. The cumulative increase in policy rates in FY 2023 was 250 bps. Despite these challenges, India emerged as the fastest growing major economy in the world. The Indian

economy is poised to grow at 7.2% in FY 2022-23, as per the Provisional estimates of National Income 2022-23.

With the easing of retail inflation, the RBI finally paused increasing policy rates at its Monetary Policy Committee (MPC) meeting held in April 2023 with a strong caveat that the pause was only for this meeting and the MPC would not hesitate to take further action as may be required in future.

The Government of India announced a growth-oriented and expansionary budget for FY 2024. It has tried to strike balance between fiscal consolidation and growth by continuing its focus on capital expenditure and creating fiscal space for that by curtailing revenue expenditure. It has set a target of reducing the Central Government's fiscal deficit to 5.9% of the GDP in FY 2024 from 6.4% (revised



Despite challenges, India emerged as the fastest growing major economy in the world. The Indian economy is poised to grow at 7.2% in FY 2022-23, as per the Provisional estimates of National Income 2022-23.

estimate or RE) in FY 2023, while using the infrastructure capex tool to support the economy.

The Indian economy has weathered the external shocks reasonably well. The proof of it is that the country has emerged as the fastest growing major economy in the world.

It is expected that the India's GDP would continue on its growth path and remain the largest growing economy in the world. The only concern is the grey clouds around the risk of monsoon falling below normal levels after four consecutive years of normal rainfall.

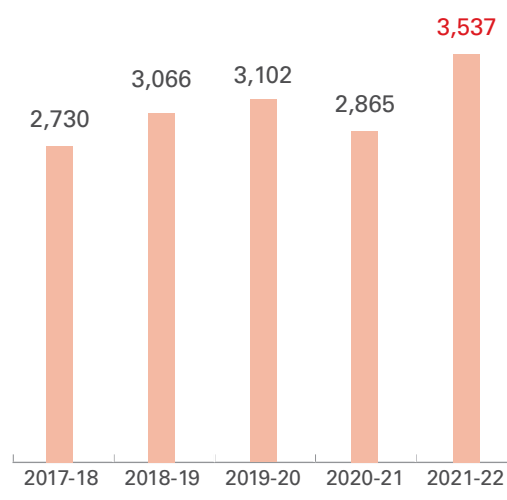
Source: IMF-WEO April 2023, NSO provisional estimates

INDUSTRY OVERVIEW

According to the 56th World casting Census published by Modern Castings USA, the total global casting production increased 6.6% in CY 2021 to 112.5 million metric tonnes, up from 105.5 million metric tonnes in CY 2020. Most countries reported two years of muted performance due to the pandemic. The top three positions in terms of casting producers continue to be dominated by China, India and the US. China reported 54.05 million metric tonnes of casting followed by India as the second largest producer at 12.49 million metric tonnes. According to the IMARC, the global metal casting market was valued at US\$ 139 billion in CY 2021. The market is expected to grow at 7.8% CAGR to US\$ 221.3 billion by 2027.


The Indian foundry industry has a turnover of approximately US\$ 19 billion with export of US\$ 3.1 billion. Nearly 68% of the casting market is dominated by grey iron castings. The industry manufactures metal cast components for applications in auto, tractor, railways, machine tools, sanitary, pipe fittings, defence, aerospace, earth moving, textile, cement, electrical, power machinery, pumps / valves, wind turbine generators etc. The sector currently provides direct employment to about five lakh people and indirect employment to 15 lakh people. The sector has the potential to create 20 lakh additional jobs in next 10 years.

Export Data of Major Casting (Fig in Million US\$)

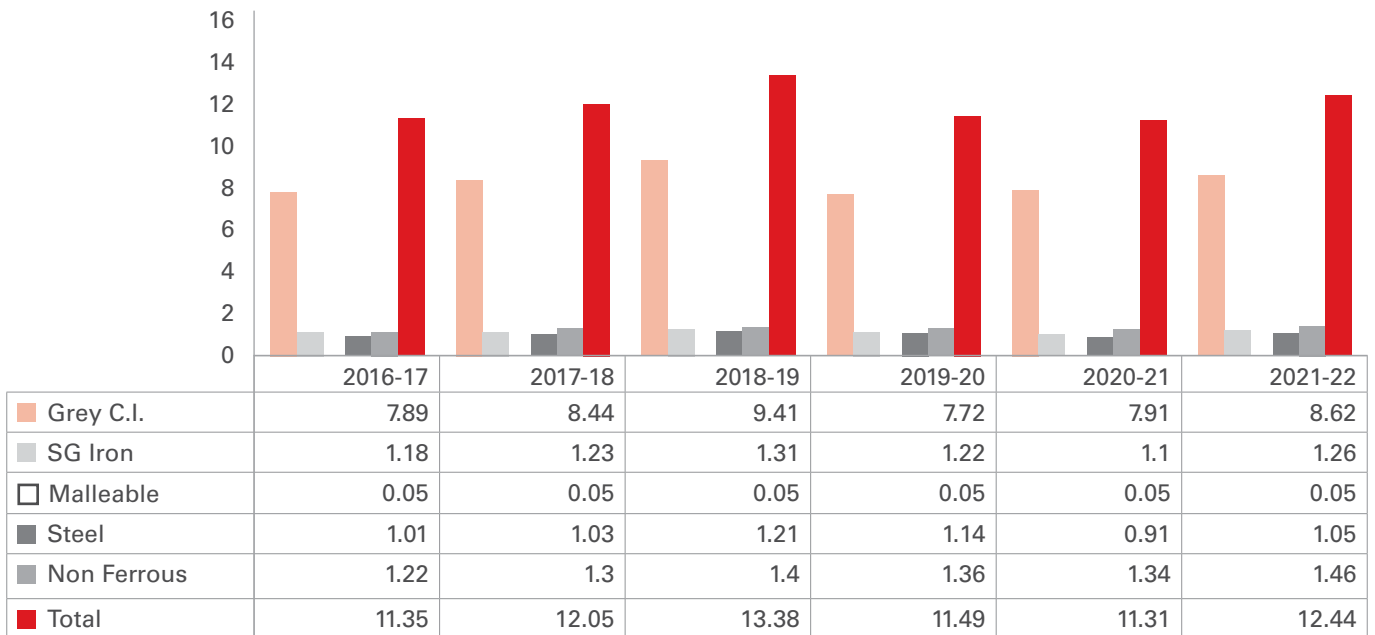


Countrywise Casting Production - Census 2021-22 (in Million Tonnes)

Source: Modern Casting, USA



Production of Castings in India in Million M.T. (2021-22)



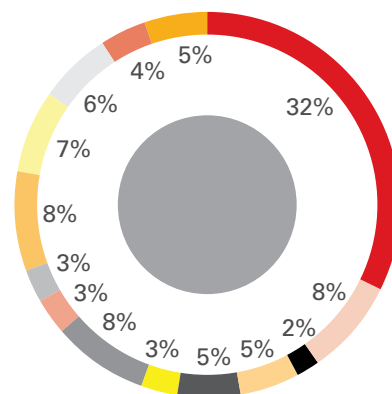
India has nearly 4,500 units out of which 90% can be classified as MSMEs. One third of these units have International Quality Accreditation making them globally competitive. Several large foundries are modern and technologically-advanced. Many foundries use cupolas using LAM Coke. However, these are gradually shifting to induction melting / cokeless cupolas due to the growing awareness about environment protection. The foundries are focussing on upgrading and increasing the level of automation with various technologies like 3D printing, robotics / IT application, foundry simulation software, reclamation / recycling of waste raw material, common facility centre, etc. To enhance efficiency and productivity, the foundries are looking for value addition and up-scaling of the operations.

Since the growth of the sector is linked to several other manufacturing-based sectors, Government's push for manufacturing bodes well for the foundry sector. The new manufacturing policy envisages the increase in the share of manufacturing in the GDP to 25% from current 15% in the next 10 years. Most engineering and other sectors make heavy use of metal castings in their manufacturing, amplifying the role of foundry industry to support manufacturing. Other economic reforms like 'Make in India', 'Ease of doing business', 'Vocal for Local', easing FDI norms to promote investments in manufacturing and new initiatives in skill development are aiding in increasing demand of manufacturing. Since all engineering and other sectors use metal castings in their manufacturing, the role of foundry industry to support manufacturing is very vital.

The growth of the foundry sector is being driven by sectors like auto & auto components, tractors, construction equipment, machine tools, capital goods, defence and

railways. However, the automobile sector continues to be the dominant consumer of castings. Alicon primarily caters to the automobile sector while constantly endeavouring to increase supply of aluminium castings to non-automobile sectors. To meet the growing demand for metal castings in India, foundries are investing in new technology and equipment. Additionally, given the strong government impetus on manufacturing, clearly visible in the Union Budget 2023-24, the Company's business is expected to witness robust growth in the future.

Sectorwise Major Consumers of Castings



- Auto
- Electrical Equip
- Agricultural M/c
- Machine Tools
- Earthmoving
- Industrial M/c
- Pumps & Compressors
- Pipes & Fittings
- Valves
- Railways
- Diesel Engines
- Power
- Sanitary
- Other

The Auto industry has the pre-dominant share in terms of end use for casting products in the country. As a result, Alicon primarily serves the Auto industry across various types of vehicles. Alicon has also developed offerings for other segments such as defence, healthcare, telecom, railways and power.

The domestic auto industry has witnessed a recovery in sales volumes after witnessing a disruption in the prior year. This has supported growth for Alicon due to higher demand from its customers. While the Auto Industry witnessed an increase of 13% y-o-y, Alicon has seen revenues increase by 30% y-o-y. This is due to improving product mix, higher share of contribution to passenger vehicles and commercial vehicles in the incremental sales and the addition of new products.

Alicon has been able to capitalise on the trend of lightweighting witnessed across the Auto Industry. A study estimates around 6-8% fuel savings for every 10% reduction in weight of the vehicle. The vehicles manufactured in



The Auto industry has the pre-dominant share in terms of end use for casting products in the country. As a result, Alicon primarily serves the Auto industry across various types of vehicles.

developed geographies have an aluminium content of 180 kg per vehicle compared to around 45 kg per vehicle, on average, in India. This illustrates the scope for further growth of the Company's products.

Source: Foundry Informatics Centre | About the Industry (foundryinfo-india.org)

STRENGTHS

- International accreditation
- Second largest producer globally
- One of the largest aluminium foundries in India
- One-stop shop for all engineering solutions related to aluminium alloy castings
- Diversified base of marquee customers
- Robust supply chain of key raw material, alloy
- High quality of castings produced in state-of-the-art manufacturing facilities

WEAKNESS

- Cost-based inflation in commodities and energy
- High levels of compliance required across operations, material management, power supply, finance and labour
- High dependence on automobile sector performance
- Capital Intensive Operations
- Elongated Product Development Cycle

SWOT ANALYSIS

- Increased competitive pressure
- Supply chain crisis in global auto industry
- Geopolitical conflicts
- Chip shortages causing slowdown in auto sector
- Increasing interest rates
- Sudden drop in demand as experienced during covid years

THREATS

- Implementation of Industry 5.0
- Government support for local manufacturing
- Growing awareness and popularity of electric vehicles with government support in terms of subsidies
- Strong industry growth led by formation of foundry clusters receiving great government support under the Industrial Infrastructure Development Program (IIUS)
- India is emerging as a preferred global manufacturing destination and sourcing hub

OPPORTUNITIES

COMPANY OVERVIEW

With a rich experience of nearly five decades, Alicon Castalloy Limited (hereafter referred to as Alicon or the Company) is one of India's largest integrated manufacturers of aluminium castings. The Company dominates the development of Pro-Cast and Magma space in India. A one-stop shop for all engineering solutions for aluminium alloy casting needs across multiple user industries, Alicon brings together the best attributes of three companies under its umbrella, Alicon Castalloy, Atlas Castalloy and Illichmann Castalloy. This makes the Company a unique blend of European engineering skills, Japanese quality and inherent Indian ingenuity and frugality.

Headquartered at Pune, the Company caters to casting needs of a diversified marquee customer base across sectors such as automobiles, infrastructure, aerospace, energy, agriculture, defence and healthcare. The Company has four state-of-the-art manufacturing facilities laden with high end machines. Its operations are spread across the globe in 18 countries. It operates one of the largest aluminium foundries in India and has developed a robust and innovative product pipeline. The facilities are based at Shikrapur (Maharashtra), Chinchwad (Maharashtra), Binola (Haryana) in India, and Slovakia in Europe. Such strategic locations enable shorter time-to-market and enhancement of cost optimisation. To spread its global footprint in US and Europe, the Company also has two marketing franchises in USA and France and an international marketing office in Austria.

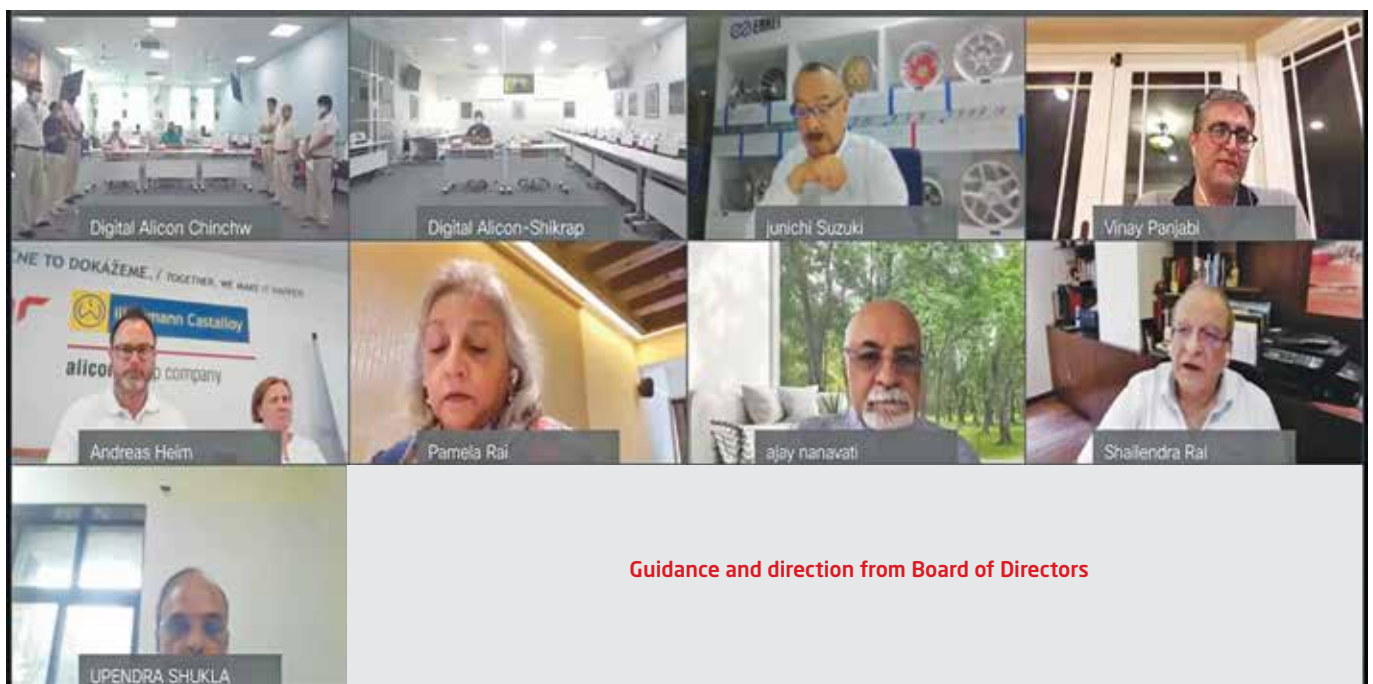
The Company offers the entire spectrum of world-class casting services including design, engineering, casting,

machining and assembly, painting and surface treatment of aluminium components. Alicon is accredited with the honour of being the pioneer for processes of Low Pressure Die Casting (LPDC) and Gravity Die Casting (GDC) in India. Alicon is a preferred supplier for several domestic and international two and four-wheeler Original Equipment Manufacturers (OEMs). In addition, it also caters to the needs of several tier-I non-auto companies. The Company's Eight-Step process, developed and perfected in-house, enables it to offer technologically-advanced cost-effective solutions across product life cycle.

OPERATIONAL AND FINANCIAL OVERVIEW

During FY 22-23, the recessionary conditions across the markets it serves added to the Company's challenges which were renamed as '7Cs' from the previous year's nomenclature of 6Cs. These are (i) COVID-pandemic related disruptions and resultant fallout; (ii) chip (semiconductor) shortages; (iii) cost-based inflation; (iv) cost of new product development; (v) conflict between Russia and Ukraine; (vi) supply chain crisis in global auto industry; and (vii) recessionary conditions in key customer markets.

While the health impact of the pandemic dissipated during the year, the Company continued to keep vigil over these 7Cs through focus on (i) enriched product mix and driving improved volumes of higher margin products, (ii) sustained cost reduction initiatives using Kaizen principles that enabled cost reduction at a micro-level across operations, (iii) collaboratively working with customers to undertake price hikes, and (iv) driving higher operational efficiencies across its business model. Led by its 3R motto of reflection, reimagine and resilience, the Company



remains focussed on sustainable cost optimisation and new business wins while remaining future-ready to tap emerging opportunities and building more robust manufacturing processes.

During the year gone by, the Passenger Vehicle segment witnessed strong growth due to normalisation of economic activity and new launches by OEMs. Commercial Vehicles witnessed continued growth on the back of sustained infrastructure spend and strong demand for buses due to resumption of school and office movement. The 2-wheeler industry's demand remained sluggish due to regulations pertaining to onboard diagnostics (OBD) causing OEMs to recalibrate their production schedules. This situation was further aggravated by unseasonal rainfall in various parts of the country which impacted rural demand.

The automobile sector has not been able to reach the level it achieved in its best year of FY 2018-19. However, post the slowdown witnessed in the last two years, FY 2022-23 saw improvement in performance of the industry. In FY 2022-23, the domestic industry reached ~84% of the performance level set in FY 2018-19, while the international auto industry is at about 88% of the level achieved in CY 2022. Alicon, on the other hand, clocked 130% of the benchmark revenue target set in FY 2018-19, reflecting its outperformance to the global and domestic auto industry. This outperformance compared to the automobile industry performance has been driven by the addition of new parts as well as new customers.

As a result, the Company witnessed its best-ever annual revenues of ₹ 1,405 crore in FY 2022-23, up 30% on a year-on-year basis, significantly surpassing the automobile industry growth. The revenue growth was driven by enhanced volumes compared to the previous year and start of production in certain new products. This positive trend was further supported by the improved contribution from its international subsidiary, Illichmann Castalloy.

The Company also clocked highest-ever EBITDA of ₹ 157 crore, up 36% on a year-on-year basis. The EBITDA margin for FY 2022-23 stood at 11.2% as against 10.7% in FY 2021-22, an increase of 46 basis points. New parts added with higher value addition have contributed to the structural improvement in EBITDA margin. Profit after tax came in at ₹ 51 crore, up 113%. The Company announced an interim dividend of 50% equating to ₹ 2.5 per share. The Company's ROCE increased to 12.7% for FY 2022-23 from 9.1% in FY 2021-22. The long-term rating by credit rating agency, CRISIL, has improved a notch from 'A' stable to 'A' positive.

The Company deployed ₹ 83 crore towards capex during FY 2022-23. Value addition to net block has significantly increased from 130% in FY 2020-21 to 160% in FY 2022-23. In FY 2023-24, capex deployment is likely to be around ₹ 90 crore.

BUSINESS OVERVIEW

Key Industry Highlights

DOMESTIC AUTO MARKET

- Domestic business contributed 78% to overall business revenue same as FY 2022
- The Indian automotive sector experienced volume growth of 13%
- This growth was not even during the year as in the latter half of the year, there was some softness in growth, especially in case of 2-Wheelers as it was affected by the regulations related to On-Board Diagnostics (OBD) and tepid rural demand
- Passenger vehicles industry segment saw better traction of 25%, while the Company's growth in supplies to passenger vehicles was higher at 52%
- Commercial vehicles grew 29% while the Company growth in supplies to commercial vehicles was higher at 59%
- In the auto ICE business, the Company is looking to increase the portfolio of the critical parts
- The Company is pushing the sale of its cylinder head businesses

DOMESTIC NON-AUTO MARKET

- The prestigious telecom project under Atmanirbhar Bharat is doing well
- The Company won a tender from the Department of Defence for supply of wheels for the battle tanks and cylinder heads for the heavy-duty defence truck, which will commence despatches in the coming quarters

INTERNATIONAL AUTO MARKET

- The global business contributed to 22% of the total revenue during the year same as FY 2022
- The global business is gradually emerging from the challenging situation witnessed in CY 2022
- Businesses in Europe are stably adapting on the challenging circumstances and with some moderation in input prices, including gas, customers are now starting to operate plants at higher utilisation levels. This has led to firmer indications for products being supplied by Alicon with revenues from the European facility growing 20%.
- A marquee customer, requested an increase in volumes for key part supplies
- While the semiconductor availability remains a bit of a challenge, better availability for high-end cars is expected
- There is significant improvement in demand from big customers

- In Europe, as the winter subsides, demand for 2-Wheelers is expected to resume. This typically leads to increase in volumes for structural parts from 2-Wheeler customers during the spring season
- Easing energy costs have reduced inflationary pressures, which is expected to improve consumer demand
- Reduction in aluminium prices, and the reduced cost baskets should help customers in reducing prices of the final products
- Alicon has increased its customer interactions and is seeking to work with customers on products as well as various solutions for adjacent products as several customers across OEMs and Tier 1 are working aggressively on new technology developments
- The Company is working on multiple initiatives to reduce costs
- Alicon has received approval for the investment in solar panel which will help to reduce energy costs and remain more competitive

Strategic Growth Pillars

Alicon has been able to outperform industry growth amidst challenging times. The envisioned business transformation involves a strategic focus on multiple avenues for growth, categorised into five pillars as described below:

- Continuing to scale strategic products in the ICE business
- Addressing the opportunities from carbon-neutral technology, including battery electric vehicles, hybrid electric vehicles, fuel cell and hydrogen cell technologies
- Opportunities from structural parts or technology-agnostic parts, demand for and application of which remains consistent, no matter which fuel technology is used to power the vehicle
- Non-auto business encompassing opportunities from sectors such as defence, energy, telecom, etc., where competencies can be leveraged
- Enhanced customer wallet share through value-added and combining products to offer customers a one-stop solution

Alicon's steady progress is attributable to the execution of its growth strategy. The Company has dedicated substantial resources to reshape the business model, and emerged as a more flexible and diversified organisation that capitalises on a wider set of opportunities. The international team has been actively engaging with customers, fostering deeper discussions to leverage its expertise in design, research and development and value engineering. This proven track record validates the effectiveness of its processes and reliability as a supplier. The continuous increase in order

book and the acquisition of new and renowned clients has added to the progress.

The Company is progressing well on all key pillars. The value addition mix has improved with the share of carbon-neutral business at 9%, structural products at 8% and non-auto business at 8%. The Company delivered balanced growth with improvement in all segments despite a volatile market environment. The Company continues to focus to increase the value addition mix from products for four-wheeler and CV segments. In FY 2022-23, dependence on 2-Wheelers was reduced from 41% to 38% with increase in share of 4-Wheeler business from 49% to 53%. In Carbon-neutral technology, the focus is on Passenger Vehicles, Commercial Vehicles and export opportunities where there is a greater scope for value addition.

There is good traction with motor housing products with the dominant player in the Passenger EV market in India. Similarly, Commercial Vehicle segment is also witnessing robust growth as parts developed for a big client are facing promising demand with continuous government support to develop cleaner public transport options. The supply parts for 3-Wheeler products are again showing favourable demand trends.

In the EV space, strong client engagements, robust research & development, design excellence and value engineering, have demonstrated to customers the deep value that Alicon can provide them as a supplier of repute. The Company continues to remain focussed on enhancing its technological prowess. The Company has automated certain processes of operations and has been highly proactive by working on advanced technologies especially for thermal cooling solutions for the EV segment. The Company strives to provide innovative solutions to customers in the area of complex parts pertaining to cooling solutions for motor and e-axle over traditional methods. Significant progress was achieved in developing a 3D printing solution for sand mould enabling customers the ability to quickly convert design into prototypes thereby compressing the product development lead time.



The Company has dedicated substantial resources to reshape the business model, and emerged as a more flexible and diversified organisation that capitalises on a wider set of opportunities. The international team has been actively engaging with customers, fostering deeper discussions to leverage its expertise in design, research and development and value engineering.



The Company is exploring friction stir welding which is a highly recommended application in the area of EV for strong and high-quality joints. This focus on technology-based solutions aids in establishing differentiation across the global landscape. The Company is also actively working towards increasing sustainability footprint and has commissioned captive solar plant in India while installation of solar panels at the facility in Europe will be completed this year. These initiatives will meaningfully transform the energy mix.

The export business is doing well led by the focussed approach on increasing wallet share on the back of development of parts for multiple customers. Apart from Europe, international markets, including the USA, Japan, and South-east Asia, have experienced improved growth rates. Energy costs in Europe have started to ease, which could benefit the overall macro environment. The ongoing challenge of constrained chip availability has begun to gradually ease, leading to better outlook for production by OEMs.

WAY FORWARD

Led by the investment in growth strategy paying off, the Company clocked the highest-ever revenue during the year gone by. Filled with renewed zest, the Company is well poised to take the business to newer heights and

aspires to deliver a revenue of over ₹ 2,000 crore by FY 2025-26. The growth is expected to be driven by the new order book and the discussions with the customers on new technologies and solutions.

The increase in EBITDA level in FY 2022-23 over FY 2021-22 demonstrates the positive impact of enhanced value addition and the richer product mix. The Company is confident of EBITDA margin improvement despite the '7C Framework' of challenges and recessionary pressure. The target over the next three to four years is to raise EBITDA margin to 14% through a combination of growth initiatives and cost efficiency measures.

In FY 2022-23, Alicon has booked new orders aggregating ₹ 1,700 crore taking the total order booking to ₹ 7,800 crore from new business, executable over a period of seven years from FY 2022-23 to FY 2028-29. The commencement of supply for these orders, along with the start of production across the aggregated orders booking will contribute to an increase in the revenue momentum.

The Company remains focussed on sustaining the growth momentum and endeavours to improve the financial and operational performance in the coming financial years. The primary focus areas are enhancing margins, return ratios and optimising working capital cycle. In FY 2023-24, Alicon is confident of delivering healthy revenue growth with strong profitability growth.

RISKS, CONCERNS AND MITIGATION

There exist several business growth opportunities across segments and geographies. However, given the ever changing external and internal environment, the organisation is exposed to various risks in its daily conduct of business. It is imperative for the organisation to be prepared to deal with these ever-evolving situations by taking appropriate and adequate actions to minimise/mitigate the impact from these risks.

GEOPOLITICAL RISK



India has not directly participated in the ongoing geopolitical conflict but its economy continues to be impacted due to disruption in global supply chain and inflationary pressures. Being a part of this macro environment, the Company also faces the associated risks.

Mitigation: The Company has a diversified presence across the globe with presence in 18 different countries. This helps the Company to reduce dependence on any one geography. In addition, the Company closely monitors all global developments and their potential impact on the business operations to ensure smooth functioning.

DEMAND SLOWDOWN RISK



Any slowdown in the macro-economic environment may also impact the business of the Company as its revenue is dependent on manufacturing growth in the country.

Mitigation: The Company's vast business spread across geographies and various sectors enables it to minimise the impact of slowdown in a particular sector/geography. In addition, one of the key strategic pillars of the Company's growth is expanding portfolio with innovative products to further diversify business and mitigate the risks associated with demand slowdown.

COMMODITY RISK



Unavailability or limited availability of key raw materials may hamper the production process. Also, fluctuation in price may increase cost burden. These events may impact the earnings of the Company.

Mitigation: The material requirements of the Company is limited, especially given the highly restricted use of alloy variants to minimal post standardisation of the alloy policy. The Company has pass-through clause in its sales agreements to mitigate the margin pressure arising from fluctuation in raw material prices.

COMPETITIVE RISK



The ample growth opportunities presented by the sector, makes it an attractive play for several players, giving rise to risk from competition.

Mitigation: The Company offers a one-stop shop for all engineering solutions related to aluminium alloy castings. It has created a strong moat given its vast experience, strong brand equity, technical competence, expert in-house R&D team and robust business operations. Further, government support to local manufacturers, help in containing competitive pressure from foreign entities.

HUMAN RESOURCE MANAGEMENT

As of March 31, 2023, the Company had a total employee base of 887 full-time employees. Human capital is a crucial pillar of growth. The Company has designed and implemented a comprehensive HR policy framework to provide a conducive work environment. The HR policies are aimed at attracting the best talent and ensure high retention rates. The robust organisational growth is the end result of unwavering employee commitment, talent and passion. The HR team strives to groom its employee and provides strategic training and skill development, with strong focus on a balanced work-life balance.

The Company offers a safe, conducive, and productive work environment and strives to ensure high level of employee satisfaction. HR policies aim to align personal employee goals with the business goals. The 3R framework - Reflection, Resilience and Reimagination is vital for every employee to imbibe. To keep employees motivated and improve efficiency and productivity, the Aicon Cultural Pillars of Agility, Innovate and Passion play an important role.

Following HR policies enable to ensure high motivation:

- The Company provides Seasonal attendance incentive with Senior Operator service increment
- The Production Incentive policy aimed at productivity improvement
- The Leave Policy providing adequate vacation days
- The HOPE policy aimed at better integration of contract associates. Every year, 3-4 operators are elevated from contractual arrangement to permanent rolls each year

INTERNAL CONTROL SYSTEMS

Commensurate with the size and industry of operations, the Company has devised robust internal control systems emphasising on importance of safeguarding assets and infrastructure, and ensuring high operational efficiency. The internal control framework elaborates the various processes, guidelines and procedures guiding operations.

The internal control systems are adequate for proper resource utilisation, financial management and compliance to all applicable laws and regulations. The internal control systems ensure protection against unauthorised use and an overall robust risk evaluation.

To improve the decision-making process, the internal controls are efficiently and periodically reported to the management. Robust governance, vigilant finance function and independent internal reviews further enhance the adaptability and flexibility to address any arising concerns. On a regular basis, the robustness of the internal control system, covering all functions and business areas, are reviewed and tested.

All business operations and adherence to compliance is ensured by strict monitoring by the Audit Committee. The internal audit function independently analyses the audit plans of all critical audit areas. The Audit Committee in turn periodically reviews the findings of the internal audit. The views of the Audit Committee are presented to the Board so as to take appropriate and adequate action for variances.

CAUTIONARY STATEMENTS

Statements in the Management Discussion and Analysis Report describing the Company's objectives, projections, estimates and expectations which may be forward-looking statements. These statements are made within the meaning of applicable securities laws, and regulations are based on informed judgements and estimates. Past performance of the Company is not necessarily indicative of its future results, and actual results could materially differ from those expressed or implied. Important factors that could make a difference to its operations may include but are not limited to economic conditions affecting demand/supply, price conditions in the domestic and international markets in which it operates, changes in Government regulations, tax laws and other statutes. The Company assumes no responsibility to publicly amend, modify or revise any forward-looking statements based on any subsequent development, information or events.

Directors' Report

Dear Members,

Your Directors have pleasure in presenting their 33rd Annual Report on business and operations of your Company along with the audited statements of accounts for the financial year ended March 31, 2023.

FINANCIAL HIGHLIGHTS:

(₹ in Lacs)

Particulars	Standalone		Consolidated	
	2022-23	2021-22	2022-23	2021-22
Revenue from operations (Net)	1,25,854	95,748	1,40,116	1,07,806
Other Income	342	322	350	332
Total Income	1,26,196	96,070	1,40,466	1,08,138
Earnings before interest, tax, depreciation, and amortization (EBITDA)	14,345	9,334	15,692	11,580
Less: Depreciation and amortization expense	6,097	5,022	6,356	5,309
Earnings before interest and tax (EBIT)	8,248	4,312	9,336	6,271
Less: Finance costs	3,011	2,948	3,124	3,012
Profit/(loss) before tax (PBT)	5,237	1,364	6,212	3,259
Less: Tax expense	813	445	1,070	841
Profit/ (loss) after tax (PAT)	4,424	919	5,142	2,418
Other comprehensive income/ (loss), Net of Tax	20	34	(12)	(74)
Total comprehensive income/ (loss), Net of Tax	4,444	953	5,130	2,344
Earnings per share (In ₹)				
Basic	27.46	5.96	31.92	15.68
Diluted	27.46	5.90	31.92	15.54

PERFORMANCE OF THE COMPANY

On standalone basis, the total income for the financial year ended on March 31, 2023 was ₹ 1,26,196 lacs as against ₹ 96,070 lacs in the previous financial year. The profit before tax was also higher at ₹ 5,237 lacs as against ₹ 1,364 lacs a year ago. EBITDA for the year under review was ₹ 14,345 lacs.

On consolidated basis also the performance was commendable. The total income for the year under review was ₹ 1,40,466 lacs as against ₹ 1,08,138 lacs in the last year. Profit before tax was ₹ 6,212 lacs as against ₹ 3,259 lacs a year ago.

As required under Regulation 34(2) of the SEBI (Listing Obligations and Disclosure Requirements) Regulations, 2015, a Management Discussion and Analysis Report provided in initial part of this report. The state of affairs of the business along with the financial and operations developments has been discussed in detail in the said report.

The Board of Directors has not proposed to transfer any amount to general reserves.

DIVIDEND:

Your Directors in its meeting held on May 16, 2023 had declared an interim dividend of ₹ 2.50 per share (50%) for the financial year 2022-23. Your Directors are pleased to recommend final dividend of ₹ 3.75 per share for the year. The final dividend for the year ended March 31, 2023 is subject to approval of the Members at the Annual General Meeting on September 20, 2023. The total dividend for the financial year 2022-23, if final dividend is declared by the Members, will be ₹ 6.25 per share i.e. 125%.

The Board of Directors of your Company has approved the Dividend Policy and the same is available on the Company's website <https://www.alicongroup.co.in/wp-content/uploads/2021/06/Dividend-Distribution-Policy.pdf>

SHARE CAPITAL

The issued, subscribed and paid-up share capital of the Company as on 31st March 2023 was at ₹ 8,05,59,200/- divided into 1,61,11,840 Equity Shares of ₹ 5/- each. There was no change in capital structure during the year under review.

The Company has not issued any shares with differential voting rights.

CAPITAL EXPENDITURE

The Company incurred a total capital expenditure of ₹ 8,284 lacs during the financial year 2022-23. As on March 31, 2023, the gross block comprising of property, plant, machinery, equipment, other tangible and intangible assets and leased assets were ₹ 81,286 lacs.

PUBLIC DEPOSITS

During the year under review, the Company has not accepted any Deposit under Section 73 of the Companies Act, 2013 read with the Companies (Acceptance of Deposits) Rules, 2014.

CONSOLIDATED FINANCIAL STATEMENTS AND ACCOUNTS

Consolidated Financial Statements are prepared in accordance with the Indian Accounting Standard (IND AS) based on the financial statements of the subsidiary companies namely, Alicon Holding GmbH, Illichmann Castalloy S.R.O. and Illichman Castlloy GmbH. The said consolidated accounts form part of this report and accounts.

SUBSIDIARY COMPANIES:

Alicon Holding GmbH is a 100% subsidiary of your Company, who holds 100% capital of Illichmann Castalloy S.R.O., who in turn holds 100% capital of Illichman Castalloy GmbH. In accordance with the Regulation 16(1)(C) of the SEBI (Listing Obligations and Disclosure Requirements) Regulations, 2015, Illichman Castlloy S.R.O. is material subsidiary of your Company.

The Board of Directors of your Company has adopted a policy on determination of material subsidiaries in line with Listing Regulations and it is available on the Company's [https://www.alicongroup.co.in/wp-content/uploads/2022/11/Policy on determination of Material Subsidiary.pdf](https://www.alicongroup.co.in/wp-content/uploads/2022/11/Policy%20on%20determination%20of%20Material%20Subsidiary.pdf). The Policy provides governance framework for such material subsidiary.

A statement containing the performance and financial position of each of the subsidiaries in Form AOC-1 is annexed as Annexure I and forms part of this report.

PARTICULARS OF LOANS, GUARANTEES AND INVESTMENTS

The particulars of loans and guarantees given or securities provided and investments made as required under the provisions of section 186 of Companies Act, 2013 read with Regulation 34 (3) and Schedule V of the SEBI (Listing Obligations and Disclosure Requirements) Regulations, 2015 are given in the Notes to financial statements.

RELATED PARTY TRANSACTIONS AND POLICY

In line with the requirements of the Companies Act, 2013 and SEBI (Listing Obligations and Disclosure Requirements) Regulations, 2015, your Company has formulated a policy on Related Party Transactions (RPT). All contracts/arrangements/transactions entered by the Company with Related Parties were in ordinary course of business and at arm's length basis and in accordance with the Policy on RPT. All transactions with related parties were reviewed and approved by the Audit Committee on quarterly basis besides omnibus approval for transactions, which are of repetitive nature and/or entered in the ordinary course of business and are at arm's length.

The details of the Related Party Transactions as per IND AS - 24 are set out in Notes to the Financial Statements of the Company. Since all the transactions with related parties entered by the Company were in ordinary course of business and on arm's-length basis, Form AOC-2 is not applicable to the Company.

There was no materially significant related party transaction entered into by the Company with Promoters, Directors or Key Managerial Personnel or their relatives, which may have a potential conflict in the interest of the Company at large.

MATERIAL CHANGES AND COMMITMENT

No material change and commitment, which could affect your Company's financial position, has occurred between the end of the financial year 2022-23 and the date of this report.

CHANGE IN THE NATURE OF BUSINESS

There was no change in nature of business of the Company during the financial 2022-23.

INTERNAL FINANCIAL CONTROLS AND ADEQUACY

The Company has a comprehensive internal control system to provide reasonable assurance about the achievement of its objective, reliability of financial reporting, timely feedback on achievement of operational and strategic goals, compliance with policies, procedures, laws and regulations, safeguarding of assets and economical and efficient use of resources. Appropriate review and control mechanisms are built in place to ensure that such control systems are adequate and are operating effectively. The monitoring and reporting of financial transactions is supported by a web-based system SAP, which helps in obtaining accurate and complete accounting records and timely preparation of reliable financial disclosures at all levels of the organization.

CREDIT RATING

Your Company has been rated by CRISIL Limited ("CRISIL") for its Banking facilities. CRISIL has upgraded the Company's rating to CRISIL A positive from earlier

CRISIL A Stable for long term facilities and have re-affirmed the highest credit rating -CRISIL A1 for short term credit facilities.

RISK MANAGEMENT

The Board has constituted Risk Management Committee comprising of Mr. Ajay Nanavati, Mrs. Veena Mankar, Directors, and Mr. Vishnu Patel, Vice-President. The Charter of the Committee is to assist the Board in fulfilling its oversight responsibilities of reviewing the existing Risk Management Policy, risk management framework, Risk Management Structure and Risk Management System.

CORPORATE GOVERNANCE

Your Company is committed to maintain the highest standard of Corporate Governance and adhere to Corporate Governance guidelines as laid out in the SEBI Listing Regulations. All the Directors and the Senior Management personnel have affirmed in writing their compliance with and adherence to the Code of Conduct as adopted by the Company.

The annual report of the Company contains a certificate by the Managing Director in terms of SEBI Listing Regulations on the compliance declarations received from the Directors and the Senior Management personnel.

A separate report on Corporate Governance is annexed to this Report as **Annexure II**.

The Statutory Auditors of the Company have examined the requirements of Corporate Governance with reference to SEBI Listing Regulations and have certified the compliance as required under SEBI Listing Regulations. The Certificate in this regard is annexed to this Report.

The Chief Executive Officer and Chief Financial Officer certification as required under the SEBI Listing Regulations is annexed to this Report.

BUSINESS RESPONSIBILITY AND SUSTAINABILITY REPORT (BRSR)

A report on Business Responsibility and Sustainability Reporting (BRSR), describing the initiative taken by your Company from an Environmental, Social and Governance (ESG) responsibility given in Annexure III.

WHISTLE BLOWER POLICY AND VIGIL MECHANISM

Your Company has established a "Vigil Mechanism" for its employees and Directors, enabling them to report any concerns of unethical behaviours, suspected fraud or violation of the Company's 'Code of Conduct'. To this effect, the Board has adopted a 'Whistle Blower Policy' (WBP), which is overseen by the Audit Committee. The policy inter alia provides safeguards against victimization of the Whistle Blower. Employees and other stakeholders have direct access to the Chairperson of the Audit Committee for lodging concerns if any, for review.

The said policy has been uploaded on the website of the Company at URL [https://www.alicongroup.co.in/Investors/Corporate Governance/Whistle Blower Policy.pdf](https://www.alicongroup.co.in/Investors/Corporate%20Governance/Whistle%20Blower%20Policy.pdf).

SECRETARIAL STANDARDS

The Board of Directors affirms that the Company has complied with the applicable Secretarial Standards issued by the Institute of Company Secretaries of India (SS1 and SS2) respectively relating to Meetings of the Board of Directors and General Meetings respectively, have been duly complied by your company.

DIRECTORS AND KEY MANAGERIAL PERSONNEL

To comply with the requirement of the Companies Act, 2013 and Articles of Association of the Company, Mr. Junichi Suzuki, Director (DIN: 02628162) shall retire by rotation at the forthcoming Annual General Meeting and being eligible has offered himself for re-appointment.

Information and brief profile of Directors seeking re-appointment is provided in the separate annexure to the Notice, convening 33rd annual general meeting. This annexure forms part of this Annual Report.

During the year under review, none of the non-executive directors had any pecuniary relationship or transactions with the Company.

Mr. S. Rai is the Managing Director, Mr. Rajeev Sikand is Chief Executive Officer, Mr. Vimal Gupta is the Chief Finance Officer and Mrs. Veena Vaidya is the Company Secretary.

DECLARATION BY INDEPENDENT DIRECTORS

In compliance with the provisions of Section 149 (6) of The Companies Act, 2013 requisite declarations have been received from the Independent Directors regarding meeting the criteria of Independence.

NUMBER OF BOARD MEETINGS AND COMMITTEES OF BOARD

The Board of Directors met 7(seven) times during the Financial Year under review, namely on April 08, 2022, May 16, 2022, August 11, 2022, September 01, 2022, November 14, 2022, February 10, 2023 and March 27, 2023. A separate meeting of Independent Directors was also held on March 10, 2023. The details on attendance of Directors in each Board Meetings and other Committee Meetings of Board of Directors are provided in Corporate Governance Report, which forms part of this Directors' Report.

AUDIT COMMITTEE & COMPOSITION

The composition of the Audit Committee is in terms of requirements of the Companies Act, 2013 read with the rules made thereunder and SEBI (Listing Obligations and Disclosure Requirements) Regulations, 2015. The details pertaining to the audit committee are included in the

Corporate Governance Report, which forms part of this report.

NOMINATION AND REMUNERATION POLICY

The Board has adopted a policy on Nomination, Remuneration and Board Diversity, which sets out the criteria for determining qualifications, positive attributes and independence of a Director.

The Company's Policy relating to appointment of Directors, payment of managerial remuneration, Directors' qualifications, positive attributes, independence of Directors and other related matters is annexed to this Report as an Annexure IV.

PERFORMANCE EVALUATION OF BOARD, COMMITTEE AND DIRECTORS

The Nomination and Remuneration Committee and the Board have laid down the manner in which formal annual evaluation of the performance of the Board, Committees, individual Directors, Managing Director and the Chairman has to be made. All Directors responded through a structured questionnaire giving feedback about the performance of the Board, its Committees, Individual Directors, MD and the Chairman.

The Board Performance Evaluation inputs including areas of improvement for the Directors, Board processes and related issues for enhanced Board effectiveness were discussed by the Directors in their meeting.

DIRECTORS' RESPONSIBILITY STATEMENT

Pursuant to Section 134(5) of the Companies Act, 2013, the Board of Directors, to the best of their knowledge, confirm that –

- a) in the preparation of the accounts, the applicable accounting standards have been followed along with proper explanations relating to material departure;
- b) appropriate accounting policies have been selected and applied consistently and have made judgments and estimates that are reasonable and prudent so as to give a true and fair view of the state of affairs of the Company at the end of the financial year and of the profit of the Company for that period;
- c) proper and sufficient care has been taken for the maintenance of adequate accounting records in accordance with the provisions of the Act for safeguarding the assets of the Company and for preventing and detecting fraud and other irregularities;
- d) the annual accounts have been prepared on a going concern basis;
- e) they have laid down internal financial controls to be followed by the Company and that such internal financial controls are adequate and were operating effectively;
- f) they have devised proper systems to ensure compliance with the provisions of all applicable laws and that such systems were adequate and operating effectively.

PARTICULARS OF EMPLOYEES

The disclosures pertaining to the remuneration and other details as required under Section 197(12) of the Companies Act, 2013 and rules made thereunder is enclosed as Annexure V, which forms a part of this Report. The information relating to top ten employees in terms of remuneration and employees, who were in receipt of remuneration of not less than ₹ 1.02 crores during the year or ₹ 8.50 lakhs per month during any part of the year form a part of this report and will be provided to any Shareholder on a written request to the Company Secretary. In terms of Section 136 of the Act, the said report will be available for inspection of the Members at the registered office of the Company during the business hours on all working days of the Company upto the date of Annual General Meeting and through electronic mode.

EMPLOYEES STOCK OPTION SCHEME (ESOS)

Disclosure as required under Regulations 14 of the SEBI (Share Based Employee Benefits and Sweat Equity) Regulations, 2021 are available in the Notes to the financial statements of the Company. The said disclosure forming part of the financial statements can also be accessed on your Company's website www.alicongroup.co.in. During the year, there was no change in Employees Stock Option Scheme.

RECEIPT OF REMUNERATION BY MANAGING DIRECTOR FROM SUBSIDIARY COMPANIES

Mr. S. Rai, Managing Director of the Company, has not received any remuneration from any of its subsidiary companies.

STATUTORY AUDITOR'S REPORT

According to Board of Directors, there is no adverse remark or emphasis made by Statutory Auditors in their report. Notes to the accounts are self-explanatory to comments/observation made by the auditors in their report. Hence, no separate explanation is given.

Further, no fraud was reported by the auditors of the Company under Section 143(12) of the Companies Act, 2013.

STATUTORY AUDITOR'S

M/s. Kirtane & Pandit LLP, Chartered Accountants (ICAI Registration No. 105215W/W100057), were appointed as the Statutory Auditors of the Company for a term of

five(5) years to hold office from the conclusion of the 32nd annual general meeting till the conclusion of 32nd Annual General Meeting to be held in the financial year 2026-27.

SECRETARIAL AUDIT REPORT

Secretarial Audit was carried out by Mr. Upendra C. Shukla, Practicing Company Secretary, Mumbai, for the financial year 2022-23. The report on the Secretarial Audit is appended as an **Annexure VI** to this report. According to the Board of Directors the report does not have any adverse remark.

COST RECORDS

Maintenance of cost records as specified by the Central Government under sub-section (1) of section 148 of the Companies Act, 2013, is not required by the Company.

EXTRACT OF ANNUAL RETURN

Pursuant to Section 92(3) of the Companies Act, 2013 and Rule 12(1) of the Companies Management and Administration Rules, 2014, the Company has placed a copy of Annual Return in Form MGT-7 on its website www.alicongroup.co.in.

CORPORATE SOCIAL RESPONSIBILITY (CSR) POLICY AND INITIATIVES

Your Company has embraced social cause with great fervor. The management of your Company do believe that sustainability is its collective responsibility. Therefore, your Company is closely engaged in various endeavors to serve the communities. The key focus remains on education and community development.

Your Company undertakes majority of its activities relating to corporate social responsibilities through Bansuri Foundation. It also works closely with other Non Government organizations (NGOs).

Brief outline on the Corporate Social Responsibility (CSR) Policy of the Company and the initiative undertaken by the Company on CSR activities during the year under review are set out in the format prescribed in the Companies (Corporate Social Responsibility Policy) Rules, 2014 and is annexed as **Annexure VII** to this report. The CSR Policy is hosted on the Company's website [www.alicongroup.co.in/Investors/Corporate Social Responsibility.pdf](http://www.alicongroup.co.in/Investors/Corporate%20Social%20Responsibility.pdf).

CONSERVATION OF ENERGY, TECHNOLOGY ABSORPTION, FOREIGN EXCHANGE EARNINGS AND OUTGO

Disclosure of information regarding Conservation of Energy, Research and Development, Technology Absorption and Foreign Exchange Earning and Outgo etc. under Section 134(3)(m) of the Companies Act, 2013 read with the Companies (Accounts) Rules, 2014, is annexed separately as an **Annexure VIII**.

SIGNIFICANT AND MATERIAL ORDERS PASSED BY THE REGULATORS OR COURTS

There was no significant and material order passed by the Regulators / Courts / Tribunals, which would impact the going concern status of the Company and its future operations.

SEXUAL HARASSMENT OF WOMEN AT WORKPLACE

In compliance with the provisions of Sexual Harassment of Women at Workplace (Prevention, Prohibition and Redressal) Act, 2013, your Company has duly constituted an internal complaint committee. The Committee has formulated policy to ensure protection to its female employees.

INDUSTRIAL RELATIONS

Industrial relations across all the manufacturing locations of your Company were cordial and very positive through the year under review.

In order to develop skills and foster togetherness at the work place, your Company rolled out multiple training and engagement programs covering a wide range of topics such as stress managements, attitude, creativity, team spirit, quality, skill building, safety and environment, customer focus, etc.

ACKNOWLEDGEMENT

The Directors express their appreciation for the contribution made by the employees to the significant improvement in the operations of the Company and for the support received from all other stakeholders including customers, suppliers, business partners and the Government. The Board and the Management of your Company are indeed appreciative of the substantial support being received from Enkei Corporation, Japan.

On behalf of the Board of Directors,

(S. Rai)

Chairman & Managing Director
DIN : 00050950

Place: Pune
Date: July 25, 2023

ANNEXURE I

Form AOC-I

(Pursuant to first proviso to sub-section (3) of section 129 read with rule 5 of Companies (Accounts) Rules, 2014)

Statement containing salient features of the financial statement of Subsidiaries:

(Information in respect of each subsidiary to be presented with amounts in ₹ in Lakhs)

Sl. No.	1	2	3
Name of the Subsidiary	Alicon Holding GmbH	Illichmann Castalloy GmbH	Illichmann Castalloy S.R.O
Reporting period for the subsidiary concerned, if different from the holding Company's reporting period	April to March	April to March	April to March
Reporting currency and Exchange rate as on the last date of the relevant Financial year in the case of foreign subsidiaries	1 Euro = INR 89.61	1 Euro = INR 89.61	1 Euro = INR 89.61
Share Capital	1061.20	20.82	2.98
Reserves & Surplus	(65.32)	941.26	862.83
Total Assets	1091.38	2431.26	7098.70
Total Liabilities	1091.38	2431.26	7098.70
Investments	1044.08	-	446.14
Turnover	-	7759.28	13177.75
Profit before Taxation	1.54	438.78	534.36
Provision for taxation	1.53	109.75	144.95
Profit after Taxation	0.01	329.03	389.41
Proposed Dividend	NIL	NIL	NIL
% of shareholding	100	100	100

This is to inform that, the all Subsidiaries have commenced their production and no Subsidiary has been liquidated or sold during the year.

Company doesn't have any associate or joint venture companies.

On behalf of the Board of Directors,

Place: Pune

Date: July 25, 2023

(S. Rai)

Managing Director

ANNEXURE II

CORPORATE GOVERNANCE REPORT

[Pursuant to Regulation 34(3) read with Section C of Schedule V to SEBI (Listing Obligations & Disclosure Requirements) Regulations, 2015]

1. COMPANY'S PHILOSOPHY ON CODE OF GOVERNANCE

In India, Corporate Governance standards for listed companies are regulated by the Securities and Exchange Board of India (Listing Obligations and Disclosure Requirements) Regulations, 2015 [SEBI (LODR) Regulations, 2015]. The Company has adopted best practices contained in SEBI (LODR) Regulations, 2015.

The Company believes that good corporate governance is essential to achieve long term corporate goals and to enhance shareholders' value. In this pursuit the Company is committed to conducting its business in accordance with the highest legal and ethical standards, superior product quality and services to its customers. The Company has adhered to such superior product policies to fulfill its corporate responsibilities and achieve its financial objectives.

2. BOARD OF DIRECTORS

The Board of Alicon Castalloy Limited consists of eminent persons with optimum balance of Executive

Directors, Non-Executive Directors and Independent Directors having professional expertise from different fields such as technical, business strategy and management, marketing, finance, governance and thus meets the requirements of the Board diversity.

The Board monitors the strategic direction of the Company. The Board provides and evaluates the strategic direction of the Company, management policies and their effectiveness and ensures that the long-term interests of the Shareholders are being served. The Managing Director is assisted by senior managerial personnel in overseeing the functional matters of the Company.

a. Composition and category of Directors

The Board of Directors consisted of Seven (7) Directors. Out of these one (1) is Managing Director; two (2) Directors are Non- Executive Directors and Four (4) are Non-Executive Independent Director(s) including one independent woman director.

The said information as on March 31, 2023 is presented as below:

Sr. No.	Name of Director	Category
1	Mr. S. Rai	Managing Director
2	Mrs. Pamela Rai	Non-Executive Director
3	Mr. J. Suzuki	Non-Executive Director
4	Mr. A.D. Harollikar	Non-Executive Independent Director
5	Mr. Vinay Panjabi	Non-Executive Independent Director
6	Mr. Ajay Nanavati	Non-Executive Independent Director
7	Mrs. Veena Mankar	Non-Executive Independent Director

b. Number of Board Meetings held and Attendance each Directors at Board Meetings last Annual General Meeting (AGM)

The Board of Directors met seven (7) times during the Financial Year ended March 31, 2023. The gap between any two meetings did not exceed one hundred and twenty days. The Attendance Record of Directors in Board Meeting and AGM for the Financial Year 2022-23 are tabulated below:

Sr. No.	Name of Directors	Attendance of Board Meetings							AGM Sep 27, 2022
		Apr 08, 2022	May 16, 2022	Aug 11, 2022	Sep 01, 2022	Nov 14, 2022	Feb 10, 2023	Mar 27, 2023	
1	Mr. S. Rai	√	√	√	√	√	√	√	√
2	Mrs. Pamela Rai	√	√	√	√	√	√	√	√
3	Mr. J. Suzuki	√	√	√	•	•	•	√	√
4	Mr. A.D. Harollikar	√	√	•	•	•	√	√	•
5	Mr. Vinay Panjabi	√	√	√	√	√	√	√	√
6	Mr. Ajay Nanavati	√	√	√	√	√	√	√	√
7	Mrs. Veena Mankar	√	√	√	√	√	•	√	√

√ Present, • Absent

c. Board Procedure

The Board meets at regular intervals to discuss and decide on Company / Business policy and strategy apart from other Board business. The Board / Committee Meetings are pre-scheduled and a tentative annual calendar of the Board and Committee Meetings is circulated to the Directors well in advance to facilitate them to plan their schedule and to ensure meaningful participation in the meetings.

The Board business generally includes consideration of important corporate actions and events including :-

- Quarterly and annual result announcements;
- Oversight of the performance of the business;
- Declaration of dividends;
- Development and approval of overall business strategy;

- Review of the functioning of the Committees and
- Other strategic, transactional and governance matters as required under the Companies Act, 2013, Listing Regulations and other applicable legislations.

The notice of Board / Committee meeting is given well in advance to all the Directors. The Agenda of the Board / Committee Meetings is set by the Company Secretary in consultation with the Chairman and the Managing Director and CEO of the Company. The Agenda is circulated a week prior to the date of the meeting. The Agenda for the Board and Committee Meetings covers items set out as per the guidelines in Listing Regulations to the extent it is relevant and applicable. The Agenda for the Board and Committee Meetings include detailed notes on the items to be discussed at the meeting to enable the Directors to take an informed decision.

d. Number of other Directorships and Chairmanships/Memberships of Committees of each Director in various Companies as on March 31, 2023.

Sr. No.	Name of Directors	No. of Directorships in other Public Companies ¹	No. of Chairmanship/ Membership of Committee of Other Public Companies ²	Relationship Interse
1	Mr. S. Rai ³	3	1	Related as Husband of Mrs. Pamela Rai
2	Mrs. Pamela Rai	2	NIL	Related as wife of Mr. S. Rai
3	Mr. J. Suzuki ⁴	1	NIL	Not related to any Director
4	Mr. A.D. Harollikar	1	3 - Member	Not related to any Director
5	Mr. Vinay Panjabi	NIL	NIL	Not related to any Director
6	Mr. Ajay Nanavati	NIL	NIL	Not related to any Director
7	Mrs. Veena Mankar ⁵	4	5 - Members 2 - Chairperson	Not related to any Director

1. Excludes Directorship in Aicon Castalloy Ltd., Private Companies, Foreign Companies and Companies incorporated under Section 8 of the Companies Act, 2013 and alternate directorship, if any.
2. Committee positions of Audit Committee, Nomination and Remuneration Committee, Stakeholders Relationship committee and Risk Management committee considered here
3. Mr. S. Rai is Non-Executive Director in one listed entity i.e. Enkei Wheels (India) Ltd.
4. Mr. J. Suzuki is Non-Executive Director in one listed entity i.e. Enkei Wheels (India) Ltd
5. Mrs. Veena Mankar is Non-Executive Director of RBL Bank Ltd. and Independent Director of PB Fintech Ltd., both the listed entities.

e. Number of Shares and Convertible instruments held by Non-Executive Directors as on Financial Year ended March 31, 2023. Company has not issued any convertible instrument.

Sr. No.	Name of Directors	No. of Shares
1	Mrs. Pamela Rai	0
2	Mr. J. Suzuki	0
3	Mr. A.D. Harollikar	200
4	Mr. Vinay Panjabi	0
5	Mr. Ajay Nanavati	0
6	Mrs. Veena Mankar	0

f. Separate meeting of Independent Directors

As stipulated by the Code of Independent Directors under the Companies Act, 2013 and the SEBI (LODR) Regulations, 2015 a separate meeting of Independent Directors of the Company was held on March 10, 2023 to review the performance of non-independent directors and the Board as a whole. The Independent Directors also reviewed the quality, content and timeliness of the flow of information between the Management and the Board and its committees, which is necessary to perform and discharge their duties effectively and reasonably.

g. Directors’ Induction, Familiarization & Training of Board Members

As and when a new Director is appointed, the Company takes steps to familiarize the Director with the Company, his/her roles, rights, responsibilities in the Company, nature of the industry in which the Company operates, business model of the Company, etc.

The Directors are regularly offered visits to the Company’s plant, where plant head makes them aware of the operational and sustainability aspects of the plants to enable them to have full understanding on the activities of the Company and initiatives taken on safety, quality, CSR, sustainability, etc.

At various Board meetings during the year, presentations are made to the Board on safety, health and environment and sustainability issue, risk management, Company policies, changes in regulatory requirement applicable to the corporate sector and to the industry in which it operates with areas of improvement and other relevant issues.

Quarterly presentations on operations made to the Board include information on business performance, operations, market share, financial parameters,

working capital management, fund flows, senior management change, major litigation, compliances, subsidiary information, regulatory scenario, etc.

The details of such Familiarization Programme for Independent Director are uploaded on the website of the Company and the web link of the same is provided here under <https://www.alicongroup.co.in/wp-content/uploads/2019/03/Familiarisation-Program.pdf>.

h. Core skills/expertise/competencies identified by the Board of Directors as required in the context of its business(es) :

The Board has identified individuals possessing wide experience and expertise in their areas of function viz. sales and marketing, international business, general management and leadership, financial and risk management skills and technical, professional skills and knowledge including legal, governance and regulatory aspects that allows them to make effective contribution to the Board and its Committees.

In terms of requirements of the listing regulations, the Board has identified the following skills/ expertise/ competencies of the Directors as on March 31, 2023:

S/ No.	Name of Directors	Skill/Expertise/Competency				
		Sales & Marketing experience: exposure to sales & marketing management based on understanding of customers	International Business experience: experience in leading businesses in different geographies/ markets around the world and emerging markets exposure	General Management & leadership: strategic planning, sustainability & protect interest of all stakeholders	Financial and risk management skills: understanding the financial statement and financial controls, systems and processes and mergers & acquisitions	Technical, professional skills and knowledge including legal, governance and regulatory aspects
1)	Mr. S. Rai	√	√	√	√	√
2)	Mr. J. Suzuki	√	√	√	√	√
3)	Mr. A.D. Harolikar	-	-	√	√	√
4)	Mr. Vinay Panjabi	-	-	√	√	√
5)	Mrs. Pamela Rai	-	-	√	√	√
6)	Mr. Ajay Nanavati	√	√	√	√	√
7)	Mrs. Veena Mankar	-	√	√	√	√

i. Board Independence

Our definition of ‘Independence’ of Directors is derived from Section 149(6) of the Companies Act, 2013 and Regulation 16 of the Listing Regulations. Based on the declaration received from all Independent Directors, they have met with criteria of their independence as per the provisions of the Companies Act, 2013 and SEBI (LODR), 2015.

j. Code of Conduct

The Company has adopted a ‘Code of Conduct’ for its employees at all levels including Directors and Senior Management Personnel. The Code has also been posted on the Company’s website. The Code serves as a guide to the employees of the Company to make informed and prudent decisions. As required under the Listing Regulations, the affirmation of compliance with the Code from Directors and Senior Management personnel has been obtained for Financial Year 2022-23. The Annual Report contains a declaration to this effect signed by the Chief Executive Officer of the Company.

k. POSH Policy

The Company has policy in place as defined under the Sexual Harassment of Women at Workplace (Prevention, Prohibition and Redressal) Act, 2013. There were no complaints filed during FY 2022-23 under the said Act.

l. Code of Practices and Procedures for fair disclosure of unpublished price sensitive information under SEBI(Prohibition of Insider Trading) Regulations, 2015

The Company has devised a frame work for Code of Practices and Procedures for fair disclosure of unpublished price sensitive information which is applicable to directors, employees, officers and such other persons who are having privy to price sensitive information. The said code is available at company's website at https://www.alicongroup.co.in/wp-content/uploads/2019/03/Code_of_Sebi_Disclosure_2015.pdf

3. COMMITTEES OF THE BOARD

The Board Committees play a crucial role in the governance structure of the Company and have been constituted to deal with specific areas / activities as mandated by applicable regulation, which concern the Company and need a closer review. The Board Committees are set up under the formal approval of the Board to carry out clearly defined roles which are performed by Members of the Board, as a part of good governance practice. The Chairman of the respective Committees informs the Board about the summary of the discussions held in the Committee Meetings. The minutes of the meetings of all Committees are placed before the Board for review. The Board Committees can request special invitees to join the meeting, as appropriate.

a. AUDIT COMMITTEE**i. Brief Description and terms of reference :**

The Audit Committee has been constituted as per Section 177 of the Companies Act, 2013 and the guidelines set out in the Listing Regulations. The Audit Committee of the Company, inter-alia, provides assurance to the Board on the existence and adequacy of an effective Internal Control systems.

The terms of reference of the Audit Committee are in conformity with the requirements of SEBI Listing Regulations and Section 177(4) of the Companies Act, 2013. Further, the Audit Committee has powers which are in line with the SEBI Listing Regulations. The terms of reference of the Audit Committee include the following:

- Overseeing of the Company's financial reporting process and disclosure of its financial information to ensure that the financial statements are correct, sufficient

and credible Recommendation for appointment, remuneration and terms of appointment of auditors of the Company,

- Approval of payment to statutory auditors for any other services rendered by the statutory auditors;
- Reviewing, with the Management, the annual financial statements and auditor's report thereon before submission to the Board for approval
- Reviewing with the Management, quarterly financial statements before submission to the Board for approval
- Evaluation of internal financial controls and risk management systems;
- Reviewing with the Management, performance of the statutory and internal auditors and adequacy of the internal control system
- Discussion with the internal auditors of any significant findings and follow-up thereon;
- Review the functioning of the vigil mechanism.
- Subsidiary company oversight

ii. Composition, Name of Members & Chairperson :

The Audit Committee comprises of two (2) Non-Executive Independent Directors and Managing Director. The Composition of the Audit Committee during the Financial Year April, 2022 to March, 2023 was as follows:

Sr. No.	Name of Directors	Status	Category of Membership
1	Mr. A.D. Harollikar	Chairman	Non – Executive Independent Director
2	Mr. Vinay Panjabi	Member	Non –Executive Independent Director
3	Mr. S. Rai	Member	Managing Director

iii. Meetings and attendance :

During the Financial Year 2022-23, four (4) Audit Committee Meetings were held on the following dates:

Sr. No.	Name of Directors	Attendance of Audit Committee Meetings			
		May 14, 2022	Aug 10, 2022	Nov 12, 2022	Feb 08, 2023
1	Mr. A.D. Harollikar	√	√	√	√
2	Mr. Vinay Panjabi	√	√	√	√
3	Mr. S. Rai	√	•	√	√

√ Present, • Absent

The Statutory Auditors, Internal Auditors and Chief Financial Officer are permanent invitees to the Audit Committee Meetings. The Company Secretary acts as the Secretary to the Audit Committee.

b. NOMINATION AND REMUNERATION COMMITTEE

i. Brief description of terms of reference

The Nomination and Remuneration Committee has been constituted in accordance with the requirements of Statutes and their term of reference is in compliance with the governing provisions of the Companies Act, 2013 and Regulation 19 of the Listing Regulations.

The Committee constitutes to review and recommend payment of annual salaries, commission, service agreements and other employment conditions of the Executive Directors of the Company. The Committee fixes the remuneration after taking into consideration remuneration practices followed by Companies of similar size and standing in the Industry.

The role of Nomination and Remuneration Committee, *inter alia*, includes:-

- Determine / recommend the criteria for appointment of Executive, Non-Executive and Independent Directors to the Board;
- Determine / recommend the criteria for qualifications, positive attributes and independence of Director;
- Review and determine all elements of remuneration package of all the Executive Directors, i.e. salary, benefits, bonuses, stock options, pension etc.;
- Formulate criteria and carry out evaluation of each Director's performance and performance of the Board as a whole.

ii. Composition

As on March 31, 2023 the Nomination and Remuneration Committee comprises of three (3) Directors as its members. All the members of the Committee are Non-Executive Director and have sound knowledge of management practices. The Chairman of the Committee is a Non-Executive Independent Director nominated by the Board. The composition of the Nomination and Remuneration Committee Meeting during the Financial Year 2022-2023 is as under:

Name of Directors	Status	Category of Membership
Mr. A.D. Harolikar	Chairman	Non –Executive Independent Director
Mr. Vinay Panjabi	Member	Non –Executive Independent Director
Mrs. Veena Mankar	Member	Non –Executive Independent Director

iii. Meetings and Attendance

During the Financial Year 2022-23, two (2) Meetings were held on the following dates:

		Attendance of Directors	
		Aug 10, 2022	Aug 23, 2022
1	Mr. A.D. Harolikar	√	√
2	Mr. Vinay Panjabi	√	√
3	Mrs. Veena Mankar	√	√

√ Present, • Absent

iv. Performance Evaluation Criteria for Independent Directors

The Board is responsible for undertaking a Formal Annual Evaluation of its own performance, its Committees and individual Directors as per the provisions of Companies Act, 2013 and Listing Regulations, with a view to ensure that individual Directors and the Board as a whole work efficiently and effectively in achieving Company's objectives.

During the year, the Board with the assistance of Nomination and Remuneration Committee has completed the evaluation exercise as per the internally designed evaluation process approved by the Board. The Independent Directors were evaluated on various performance indicators including aspects relating to:

- Contribution to achievement of corporate objectives
- Understanding, strategic plan, and key issues
- Constructive contribution to resolution of issues at meetings
- Communicating expectations & concern clearly
- Promotion of company's interest externally
- Interpersonal relationships with other directors and management
- Attendance, confidentiality, and preparation for meetings

c. Risk Management Committee :

i. Brief description of terms of reference

In terms of Regulation 21 of SEBI (Listing Obligations and Disclosure Requirements), 2015, the Company has risk management committee in place.

The role of the committee shall, *inter alia*, include the following:

- (1) To formulate a detailed risk management policy which shall include:

- (a) A framework for identification of internal and external risks specifically faced by the listed entity, in particular including financial, operational, sectoral, sustainability (particularly, ESG related risks), information, cyber security risks or any other risk as may be determined by the Committee.
- (b) Measures for risk mitigation including systems and processes for internal control of identified risks.
- (c) Business continuity plan.
- (2) To ensure that appropriate methodology, processes and systems are in place to monitor and evaluate risks associated with the business of the Company;
- (3) To monitor and oversee implementation of the risk management policy, including evaluating the adequacy of risk management systems;
- (4) To periodically review the risk management policy, at least once in two years, including by considering the changing industry dynamics and evolving complexity;
- (5) To keep the board of directors informed about the nature and content of its discussions, recommendations and actions to be taken;
- (6) The appointment, removal and terms of remuneration of the Chief Risk Officer (if any) shall be subject to review by the Risk Management Committee.
- (7) The Risk Management Committee shall coordinate its activities with other committees, in instances where there is any overlap with activities of such committees, as per the framework laid down by the board of directors.

ii. Composition

As on March 31, 2023, the risk management committee comprises of two(2) non-executive directors and one (1) management official of the Company. The composition of the Committee during the Financial Year 2022-23 is as under :

Sr. No.	Name of Directors	Status	Category of Membership
1	Mr. Ajay Nanavati	Chairman	Non –Executive Independent Director
2	Mrs. Veena Mankar	Member	Non –Executive Independent Director
3	Mr. Vishnu Patel	Member	VP-Finance

iii. Meetings and Attendance

During the Financial Year 2022-23, two (2) Meetings were held on the following dates:

		Attendance of Directors	
		Sep 23, 2022	Feb 06, 2023
1	Mr. Ajay Nanavati	√	√
2	Mrs. Veena Mankar	√	√
3	Mr. Vishnu Patel	√	√

√ Present, • Absent

d. Share Transfer/Stakeholders Relationship Committee

In line with provisions of Section 178 of the Companies Act, 2013 and Regulation 20 of Listing Regulations, the Company has constituted a Share Transfer/ Stakeholder Relationship Committee to oversee Investors grievances and redressal mechanism and recommends measures to improve the level of Investors' services and to investigate and decide matters pertaining to share transfers, duplicate share certificates and related matters.

Composition: The Committee comprises of Executive Director and Non-Executive Independent Directors. Mr. A.D. Harollikar, Independent Director acting as Chairman of the Share Transfer/ Stakeholders Relationship Committee. The composition of this Committee during the year April 01, 2022 to March 31, 2023 is as under:

Sr. No.	Name of Directors	Status	Category of Membership
1	Mr. A.D. Harollikar	Chairman	Non –Executive Independent Director
2	Mr. Vinay Panjabi	Member	Non –Executive Independent Director
3	Mr. S. Rai	Member	Managing Director

The functioning and terms of reference of the Committee are as prescribed under the Listing Regulations with reference to transfer, transmission, dematerialization, rematerialization, issue of duplicate shares and complaints of Shareholders etc. The Quorum for the functioning of the Committee is any two Members present. The board has delegated the authority for approving transfers, transmission etc. once in a fortnight to the Chairman or Company Secretary of the Company. A summary of transfer, transmission of shares of the Company so approved by the Chairman or Company Secretary is placed at every Share Transfer/ Stakeholder Relationship Committee Meeting. The Company obtains from a Company Secretary in practice yearly certificate of Compliance with the share transfer formalities as required under Regulation 40(9) of Listing Regulations and files a copy of the certificate with the Stock Exchanges within the prescribed time.

ii. **Name and Designation of Compliance Officer:** Mrs. Veena Vaidya, Company Secretary and Compliance officer acts as Secretary to the said Committee.

iv. Status of Investor Complaints received, pending and resolved During the Financial Year 2022-2023:

Sr. No.	Particulars	Status
1	No. of Complaints Received	NIL
2	No. of Complaints Resolved	NIL
3	No. Of Complaints Pending	NIL

v. Meetings and attendance :

During the Financial Year 2022-23, one (1) Committee Meeting was held on the following dates:

Sr. No.	Name of Directors	Attendance of committee Meetings Mar 27, 2023
1	Mr. A.D. Harollikar	√
2	Mr. Vinay Panjabi	√
3	Mr. S. Rai	√

√ Present, • Absent

e. Corporate Social Responsibility Committee (CSR)

The Company has set up a Corporate Social Responsibility (CSR) Committee to oversee discharging of obligations as a part of its Corporate Social Responsibility and as mandated under Section 135 of the Companies Act, 2013 along with relevant rules. The Committee consists of three (3) Directors including two (2) Independent Director.

Roles and Objectives: The Roles and Objectives of the Committee as defined by the Board of Directors of the Company are as under:

- Formulation of CSR Policy and recommending the same to the Board;
- Identification of activities to be undertaken by the Company
- Recommendation of amount of expenditure to be incurred on CSR activities;
- Monitoring the CSR policy from time to time

i. **Composition:** The composition of this Committee during the year April 01, 2022 to March 31, 2023 is as under:

Sr. No.	Name of Directors	Status	Category of Membership
1	Mr. Vinay Panjabi	Chairman	Non-Executive Independent Director
2	Mrs. Pamela Rai	Member	Non-Executive Director
3	Mrs. Veena Mankar	Member	Non-Executive Independent Directors

ii. **Meetings and Attendance:** During the Financial Year 2022-23, two (2) Corporate Social Responsibility Committee Meetings were held and the attendances of the Meetings are as under:

Sr. No.	Name of Directors	Attendance of Committee Meetings	
		Apr 29, 2022	Feb 02, 2023
2	Mrs. Pamela Rai	√	√
3	Mr. Vinay Panjabi	√	√
4	Mrs. Veena Mankar	√	√

√ Present, • Absent

4. REMUNERATION OF DIRECTORS:

The Nomination & Remuneration Committee determines and recommends to the Board of Directors, the remuneration payable to Executive and Non-Executive Directors of the Company.

i. Remuneration paid to Executive Directors for the Financial Year 2022-23 :

Sr. No.	Name of Director	Designation	Salary	Perquisite and allowances	Commission	(₹ In Lacs)
						Total
1	Mr. S. Rai	Managing Director	5.738	0.90	6.82	65.10

Commission : 0.50% of the profit before tax of the company in every financial year.

ii. Remuneration paid to Non- Executive Director for the Financial Year 2022-23 :

Sr. No.	Name of Director	Designation	(₹ In Lacs)
			Sitting Fees
1	Mrs. Pamela Rai	Non-Executive Director	7.50
2	Mr. J. Suzuki	Non-Executive Director	4.00
3	Mr. A.D. Harollikar	Non-Executive Independent Director	8.60
4	Mr. Vinay Panjabi	Non-Executive Independent Director	12.10
5	Mr. Ajay Nanavati	Non-Executive Independent Director	12.20
6	Mrs. Veena Mankar	Non-Executive Independent Director	9.90

iii. All pecuniary relationship or transactions of the non-executive directors vis-à-vis the listed entity shall be disclosed in the annual report;

Apart from reimbursement of expenses incurred in the discharge of their duties, payment of sitting fees Non-Executive Directors mentioned above, none of the Non-Executive Directors of your Company have any other material pecuniary relationships with the Company.

iv. Criteria of making payments to Non-Executive Directors:

Apart from sitting fees referred above, no payment by way of Commission, bonus, pension, incentives etc. is paid to any of the Non - Executive Directors.

v. Employee Stock Option Schemes:

With the approval of shareholders at the Annual General Meeting of the Company held on September 27, 2022, the Company had introduced Alicon Castalloy Limited - Employee Stock Options Scheme – 2022 ('ESOS-2022') to reward, incentivise and retain eligible employees.

NRC plays the role of the compensation committee under the SEBI ((Share Based Employee Benefits and Sweat Equity) Regulations, 2021 (SBEB Regulations). Information as required under the SEBI SBEB Regulations have been uploaded on the

Company's website at www.alicongroup.com. For further details, refer to the Board's Report/ notes to the financial statements wherein detailed information has been provided.

vi. Service Contracts, Notice Periods, Severance Fees

The appointment of the Managing Director is governed by resolutions passed by the Board and the Shareholders of the Company, which cover the terms and conditions of such appointment, read with the service rules of the Company. A separate Service Contract is not entered into by the Company with those elevated to the Board from the management cadre since they already have a Service Contract with the Company. Letters of appointment have been issued by the Company to the Independent Directors, incorporating their roles, duties, and responsibilities etc., which have been accepted by them.

There is no separate provision for payment of severance fee under the resolutions governing the appointment of Executive Directors who have all been drawn from amongst the management cadre. The statutory provisions will however apply. With respect to notice period of Directors, the statutory provisions will also apply.

vii. There are no Security/Instruments of the Company pending for conversion into Equity Shares.

5. GENERAL BODY MEETINGS:

a. The details of Annual General Meetings (AGMs) held in the last three years are as follows:

Financial Year	Date	Time	Venue
2021-22	September 27, 2022	11.00 a.m.	Video Conferencing (VC) / Other Audio-Visual Means (OAVM)
2020-21	September 17, 2021	11:00 a.m.	Video Conferencing (VC) / Other Audio-Visual Means (OAVM)
2019-20	August 26, 2020	11:00 a.m.	Video Conferencing (VC) / Other Audio-Visual Means (OAVM)

b. Details of Special Resolutions passed in previous three Annual General Meetings (AGM):

i. AGM held on September 27, 2022 :

- To approve reappointment of and remuneration payable to Managing Director
- To approve Alicon Castalloy Limited -Employee Stock Option Scheme- 2022 ('ESOS-2022')
- To grant Options under ESOS-2022 exceeding 1% of the paid-up capital of the Company

ii. AGM held on September 17, 2021 :

- To enhance the Borrowing powers of Board from ₹ 500 Crores to ₹ 1,000 Crores.

iii. AGM held on August 26, 2020:

- Re-appointment of Mr. Ajay Nanavati (DIN: 02370729) as an Independent Director
- Appointment of Mrs. Veena Mankar (DIN: 00004168) as an Independent Director

C. Extra – ordinary General Meeting :

No Extra-Ordinary General Meeting of the Members was held during the FY 2022-23.

d. Resolution passed last year through Postal Ballot:

i. Details of Special Resolution Passed by Postal Ballot :

- a. Date of dispatch of Notice : January 18, 2023
- b. Date of Passing of Resolution: February 18, 2023
- c. Special Resolution : Continuation of Directorship of Mr. Junichi Suzuki (DIN : 02628162) as a Non-Executive Director.

ii. Details of Voting Pattern :

	In favour of the resolution			Against the Resolution			Not voted	
	No. of Ballot/ response received	No. of votes cast	% of votes	No. of Ballot/ response received	No. of votes cast	% of votes	No. of Ballot/ Response Received	No. of shares/ votes
Remote e-voting	78	1,29,58,947	97.50	5	3,31,922	2.50	0	0

iii. Person who conducted the postal ballot exercise :

- Mr. Upendra Shukla, Practising Company Secretary, Mumbai (COP No. 1654) conducted the Postal Ballot exercise in a fair and transparent manner.

List of Beneficial Owners as received from Depositories/Universal Capital Securities Private Limited, Company's Share Transfer Agent as on cut off date.

iv. Whether any special resolution is proposed to be conducted through postal ballot :

No immediate special resolution is proposed to be passed through Postal Ballot.

The scrutinizer after completion of scrutiny, submitted his report to Managing Director. The results were then announced by Managing Director and were also made available at company's website www.alicongroup.co.in besides being communicated to BSE and NSE.

v. Procedure for Postal Ballot :

- The Postal Ballot was carried out as per the provision of Section 110 and other applicable provisions, if any, of the Companies Act, 2013 (hereinafter referred to as 'the Act') read with the Companies (Management and Administration) Rules, 2014 (including any statutory modification or re-enactment(s) thereof for the time being in force), General Circular No.11/2022 dated December 28, 2022 (in continuation to the circulars issued earlier in this regard) issued by the Ministry of Corporate Affairs ('MCA Circulars'), applicable provisions of Securities and Exchange Board of India (Listing Obligations and Disclosure Requirements) Regulations, 2015 ('the Listing Regulations') and such other applicable laws and regulations.
- The Company has engaged services of National Security Depository System (NSDL) for the purpose of providing remote e-voting facility to its members
- In compliance with the MCA Circulars, the Company sent the Postal Ballot Notice only in electronic form to those Members whose name appeared in the Register of Members/

3. MEANS OF COMMUNICATION

a. Quarterly Results

The Quarterly/ Half Yearly / Yearly Financial Results of the Company are published in leading and widely circulated English dailies viz. The Economic Times (English), The Free Press Journal (English), Business Standard (English) and Nav Shakti, a Marathi Daily.

The Company's financial results are displayed on the Company's website at www.alicongroup.co.in and the websites of BSE Limited (BSE) and The National Stock Exchange of India Limited (NSE).

b. Investor Presentations / Press Releases

The presentations made to investors and Press releases of Company are displayed on the Company's website at www.alicongroup.co.in and are disseminated on the Stock exchanges where Company's equity is listed.

c. Occasional News Releases/ Conference Calls

The Directors and Senior Management hold quarterly briefs with analysts, shareholders,

and major stakeholders, where Company performance is discussed. The official press releases, the presentation made to the Investor and the transcripts of the call with analysts for Quarterly/ Half Yearly /Annual Financial Results are available on the Company's website under 'Investors' section.

d. Website

The Company's website provides a comprehensive reference on its management, vision, mission, policies, corporate governance, updates and news. The section on 'Investors' gives complete financial details, annual reports, shareholding patterns, presentation made to investors, Registrar and Share Transfer Agents, etc.

The section also includes material events or information as detailed in Regulation 30 of the

SEBI (LODR) Regulations, 2015 as disclosed to the Stock Exchanges. The Company has also uploaded the names of the Members and the details of the unclaimed dividend by the Members on its website. Information about unclaimed/ unpaid dividends and unclaimed shares to be transferred to IEPF is provided in the notes to the Notice of AGM.

e. Designated exclusive email-ids: The Company had designated the following email-ids exclusively for investor servicing for FY 2022-23 :

- (i) For Investor Grievances and Queries: veena.vaidya@alicongroup.co.in
- (ii) For investors grievances and queries related to financial statement: vishnu.patel@alicongroup.co.in

4. GENERAL SHAREHOLDER INFORMATION

a. Annual General Meeting : The 33rd Annual General Meeting is scheduled as under:

Date: September 20, 2023

Day: Wednesday

Time: 11.00 a.m.

Venue: AGM will be held through video conference/ other audio visual means (Deemed venue for the meeting: Registered Office of the Company)

b. Date of Book Closure: 15 September to 20 September 2023 (Both days inclusive)

c. Registered Office: Gat No.1426, Village Shikrapur, Tal. Shirur, Dist. Pune – 412208, Maharashtra.

d. Financial Year : April 01 to March 31

e. Dividend & Dividend Payment Date :

Interim Dividend : The Board had declared an interim dividend of ₹ 2.50 per Equity Share of ₹ 5/- each (50%) for the Financial Year 2022-23. The same was paid to the members within the timeline stipulated under the Companies Act, 2013.

Final Dividend:

The Board has recommended a final dividend of ₹ 3.75 per Equity Share of ₹5/- each. If the final dividend is declared in the forthcoming AGM, the same will be paid on or before October 5, 2023.

f. Name and Address of Stock Exchange, where Company's Equity is listed:

Stock Exchange	Scrip Code
BSE Limited Phiroze Jee jee bhoy Towers, Dalal Street, Mumbai - 400 001.	531147
National Stock Exchange of India Limited Exchange Plaza, Bandra-Kurla Complex, Bandra (East), Mumbai - 400 051	ALICON

Listing Fee for the year 2023-24 has been paid to the BSE Limited (BSE) and National Stock Exchange of India Limited (NSE) within applicable time-frame.

ISIN No: INE062D01024

g. Stock Market Data during the Financial Year 2022-23:

The monthly High and Low Prices of the Shares of the Company listed on BSE Limited (BSE) and National Stock Exchange of India Limited (NSE) are as follows:

Month	Amount (in ₹)			
	BSE		NSE	
	High	Low	High	Low
Apr-22	758.15	646.00	757.00	646.00
May-22	823.00	629.40	822.05	640.25
Jun-22	738.80	578.80	736.70	585.05
Jul-22	757.30	611.55	757.00	620.50
Aug-22	834.75	723.00	840.00	721.00
Sep-22	1,024.00	789.95	1,014.60	784.00
Oct-22	963.15	796.95	964.85	805.20
Nov-22	1,111.00	854.90	1,112.90	847.70
Dec-22	1,036.80	817.65	1,035.00	807.00
Jan-23	1,003.80	837.60	1,002.85	838.60
Feb-23	910.00	779.60	917.00	776.65
Mar-23	828.75	645.00	830.35	647.05

h. In case the securities are suspended from trading, the Directors Report shall explain the reason thereof:

The trading in the equity shares of the Company was never suspended.

i. Registrars and Share Transfer Agent (For Physical as well as for Demat Segment)

Name & Address : Universal Capital Securities Private Limited

C-101,247 Park, 1st Floor, LBS Road, Gandhi Nagar, Vikhroli (West), Mumbai – 400 083

Tel : +91(22) 49186178-79

Email: gamare@unisec.in

j. Share Transfer System

All work related to Share Registry, both in physical form and electronic form, is handled by the Company's Registrar and Share Transfer Agent. The Company has appointed M/s Universal Capital Securities Private Limited as the Registrar & Share Transfer Agent. The Share transfers in physical form are approved by the Managing Director on fortnightly basis and the same are approved and ratified by the Share Transfer/ Stakeholder Relationship Committee.

k. Shareholding Pattern of the Company as on March 31, 2023:

Sr. No.	Category	No. of Shares	% of Shareholding
A.	Promoter		
	Indian Promoters	89,76,368	55.71
B.	Public		
	Foreign Collaborators	22,26,430	13.82
	Bodies Corporate	1,20,276	0.75
	Directors (other than promoter directors)	200	0.00
	Key Managerial Personnel	7,01,879	4.36
	N.R.Is. / OCB's	1,24,998	0.78
	Mutual Funds	13,72,631	8.52
	Others	25,89,058	16.06
	Total	1,61,11,840	100.00

l. Dematerialization of Shares

As per notifications issued by the Securities and Exchange Board of India (SEBI), the trading in Company's shares is permitted only in dematerialized form. In order to enable the Shareholders to hold their shares in electronic form and to facilitate scrip less trading, the Company has enlisted its shares with National Securities Depository Limited (NSDL) and Central Depository Services (India) Limited (CDSL). The Company's shares are liquid and are actively traded on Stock Exchanges.

m. Status of Dematerialization and Liquidity as on March 31, 2023 :

Dematerialization:

Category	No. of Shares
Shares in Demat mode with NSDL	1,23,56,350
Shares in Demat mode with CDSL	37,19,668
Shares in Physical mode	35,822

Liquidity: The Numbers of Shares of the Company traded in the Stock Exchange for the financial year 2022-23 is given below:

Particulars	BSE	NSE	Total
Number of shares Traded	7,55,982	55,55,439	63,11,421
Percentage of total Equity	4.69	34.48	39.17

n. Distribution of Shareholding :

Distribution of Shareholding on the basis of shares held :

Shares range from	No. of Shareholders	% of shareholders	No. of Shares held	% to issued capital
1-500	9,419	92.82	6,56,254	4.07
501-1000	326	3.21	2,43,665	1.51
1001-2000	179	1.76	2,75,635	1.71
2001-3000	72	0.71	1,83,292	1.14
3001-4000	44	0.43	1,55,964	0.97
4001-5000	20	0.20	90,071	0.56
5001-10000	40	0.39	3,04,412	1.89
10000 and above	48	0.48	1,42,02,447	88.15
Total	10,148	100.00	1,61,11,840	100.00

o. Outstanding GDRs/ADRs/Warrants or any convertible Instrument, Conversion Date and Likely impact on Equity

The Company has not issued GDR/ADR/warrants or any convertible security.

p. Certificate from a Company Secretary in Practice:

The Company has obtained a Certificate from a Company Secretary in Practice that none of the Directors on the Board of the Company has been debarred or disqualified from being appointed or continuing as director of the Company by the SEBI/Ministry of Corporate Affairs or any such statutory authorities.

q. Commodity price risk or foreign exchange risk and hedging activities:

The Company is exposed to the risk of price fluctuations of raw material, which are proactively managed by forward booking of materials, inventory management and vendor development practices. In case of foreign exchange risk, there is natural hedging of risk as our import and export generally remains at the same level.

r. Plant Location :

- Gat No. 1426, Village Shikrapur, Taluka Shirur, Dist. Pune 412208, Maharashtra
- Plot no. 58/59, Block- D II, MIDC, Chinchwad, Pune- 411019, Maharashtra
- 57-58 Km Mile Stone, Delhi –Jaipur, NH-8, Industrial Area, Village - Binola, Gurgaon – 122051, Haryana

- Illichmann Castalloy s.r.o., Partizanska 81, 966 81, Zarnovica, Slovakia

s. Address for correspondence

For transfers/ dematerialization of shares, change of address of members and other queries relating to the shares of the Company:

M/s. Universal Capital Securities Pvt. Ltd.
(100% subsidiary of Link Intime India Pvt. Ltd)
C-101, 247 Park, 1st Floor, LBS Road, Gandhi Nagar, Vikhroli(West), Mumbai – 400 083.
Tel : +91(22) 49186178-79/ F: +91 22 4918 6060
Contact person : Santosh Gamare
Email : gamare@uniseq.in

t. Credit Ratings and any revision thereto for debt instruments or any fixed deposit program or any scheme or proposal involving mobilization of funds, whether in India or abroad:

The Company has not issued any debt instrument and did not have any fixed deposit program or any scheme or proposal involving mobilization of funds in India or abroad during the financial year ended March 31, 2023.

CRISIL Limited has rated for the Company's Banking facilities. CRISIL has upgraded the Company's rating to CRISIL A positive from earlier CRISILA/Stable for long term facilities and have re-affirmed the highest credit rating -CRISIL A1 for short term credit facilities.

5. OTHER DISCLOSURE :

a. Disclosures on materially significant related party transactions that may have potential conflict with the interests of listed entity at large :

All transaction entered into by the Company with Related Parties during the Financial Year 2022-23 are in ordinary course of business and on arm's length basis.

The Company had not entered any materially significant Related Party Transactions i.e. transaction of the Company of material nature with its Promoters/ Director/Senior Employees or relatives etc., which could have a potential conflict with the interest of Company at large.

The Audit Committee reviews on a quarterly basis, the details of related party transactions entered into by the Company. Certain transactions, which were repetitive in nature were approved through omnibus route.

The policy on Related Party Transactions adopted by the company is uploaded on company's website https://www.alicongroup.co.in/wp-content/uploads/2018/10/Related_Party_Transactions_Policy.pdf

b. Whistle Blower Policy:

The Company has adopted a Whistle blower policy and has established the necessary vigil mechanism as defined under Regulation 22 of SEBI (Listing Obligations and Disclosure Requirements) Regulations, 2015 for Directors and employees about unethical behavior, actual or suspected fraud or violation of the Company's Code of conduct. No person has been denied access to the Chairman of the Audit Committee. The said policy has been disclosed on the Company's website https://www.alicongroup.co.in/wp-content/uploads/2018/10/Whistle_Blower_Policy.pdf

c. Disclosure of pending cases/instances of non-compliance:

There was no non-compliance by the Company and no instances of penalties and strictures imposed on the Company by the stock exchanges or SEBI or any other statutory authority on any matters related to the capital market during the last three years.

d. Mandatory Requirements

The Board is of the opinion that the Company has complied with all the mandatory requirements of Listing Regulations.

e. Non-Mandatory Requirements

The Company has adopted the following non- mandatory requirements to the extent mentioned below:

- Shareholders rights – the quarterly results are uploaded on the website of the Company.
- Audit qualifications - the Company's financial statements are unqualified.

Reporting of Internal Auditors – the Internal Auditors of the Company directly reports to the Audit Committee on functional matters. The Internal Auditors are invited to the meetings of the Audit Committee.

f. Details of utilization of funds raised through preferential allotment/qualified institutional placement :

During the year there was no issuance of equity shares of the company under preferential allotment or qualified institutional placement.

g. Total fees for all services paid by the listed entity and its subsidiaries to Statutory Auditor on Consolidated basis for the FY 2022-23:

Sr. No	Particulars	Amount (₹ in Lacs)
1	Statutory Audit fees	20.00
2	Limited Review	6.00
3	Consolidation Audit	5.00
4	Certifications	1.00
5	Others	2.00
6	Out of pocket expenses	0.81
	Total	34.81

h. Details of material subsidiaries of the listed entity: including the date and place of incorporation and the name and date of appointment of statutory auditors of such subsidiaries:

The Company adopted a Policy for Determining Material Subsidiaries of the Company, pursuant to Regulation 16(1)(c) of the SEBI Listing Regulations. This policy is available on the Company's website at https://www.alicongroup.co.in/wp-content/uploads/2022/11/Policy_on_determination_of_Material_Subsiidiary.pdf, pursuant to Regulation 46(2) of the SEBI Listing Regulations.

The detail of material subsidiary, Illichmann Castalloy SRO, Slovakia in accordance with SEBI (LODR) Regulations, 2015 are as follows:

Date of Incorporation	August 28, 2009
Place of Incorporation	Bratislava
Name of Statutory Auditor	KPMG
Date of Appointment of Statutory Auditor	May 08, 2010

In terms of the provisions of Regulation 24(1) of SEBI (LODR), 2015; appointment of one of the independent directors of the Company on

the Board of unlisted material subsidiary is not applicable to the listed entity.

6. DISCLOSURES OF THE COMPLIANCE WITH CORPORATE GOVERNANCE REQUIREMENTS SPECIFIED IN REGULATION 17 TO 27 AND CLAUSES (B) TO (I) OF SUB-REGULATION (2) OF REGULATION 46:

Company has disclosed about the compliance of regulations in respect of corporate governance under the listing regulations on its website www.alicongroup.co.in. Compliance certificate for Corporate Governance from the Auditors of the Company is given as annexure to this report.

**DECLARATION BY THE MANAGING DIRECTOR UNDER CLAUSE 17(5) OF
SEBI (LODR) REGULATIONS, 2015**

To,
Alicon Castalloy Limited
Gat No. 1426, Village Shikrapur,
Taluka Shirur, Dist. Pune,
Maharashtra

In accordance with Clause 17(5) of SEBI (Listing Obligations and Disclosures Requirements) Regulations, 2015, I, Rajeev Sikand, Chief Executive Officer of Alicon Castalloy Limited, hereby confirm that all the Members of the Board of Directors and Senior Management Personnel have affirmed compliance with the Code of Conduct for the financial year ended March 31, 2023.

Place: Pune
Date: May 16, 2023

S. RAI
Managing Director
DIN: 00050950

**CERTIFICATE BY CHIEF EXECUTIVE OFFICER AND
CHIEF FINANCIAL OFFICER OF THE COMPANY**

We certify that –

We have reviewed the financial statements and the cash flow statement for the year ended March 31, 2023 and that to the best of our knowledge and belief:

These statements do not contain any materially untrue statement or omit any material fact or contain statements that might be misleading:

These statements together present a true and fair view of the Company's affairs and are in compliance with the existing accounting standards, applicable laws and regulations.

There are, to the best of our knowledge and belief, no transactions entered into by the Company during the year, which are fraudulent, illegal or violative of the Company's code of conduct.

We accept responsibility for establishing and maintaining internal controls for financial reporting and we have evaluated effectiveness of the internal control system of the Company pertaining to financial reporting and we have disclosed to the Auditors and the Audit Committee, deficiencies in the design or operation of such internal controls, if any, of which we are aware and the steps we have taken or propose to take to rectify these deficiencies.

We have indicated to the Auditors and the Audit Committee:

- significant changes in internal control over financial reporting during the year;
- significant changes in accounting policies during the year and that the same have been disclosed in the notes to the financial statements; and
- instances of significant fraud of which we have become aware and the involvement therein, if any, of the management or an employee having a significant role in the Company's internal control system over financial reporting.

Place: Pune
Date: July 25, 2023

Rajeev Sikand
Chief Executive Officer

Vimal Gupta
Chief Finance Officer

**CERTIFICATE AS PER CLAUSE 10(I) OF PART C OF SCHEUDLE V OF SEBI
(LISTING OBLIGATIONS AND DISCLOSURE REQUIREMENTS)
REGULATIONS, 2015 BY PRACTICING COMPANY SECRETARY**

To,
The Board of Directors
Alicon Castalloy Limited
Survey No 1426
Village Shikrapur
Taluka - Shirur
Pune-412208

I have examined the registers, records, books, form, returns and disclosures received from the Directors of Alicon Castalloy Limited, (CIN L99999PN1990PLC059487), having Registered Office at Survey No 1426, Village Shikrapur, Taluka – Shirur, Pune-412208 (the Company), produced before me by the Company for the purpose of issuing this Certificate in pursuance to Regulation 34(3) read with Schedule V Para-C Sub-clause 10(i) of the Securities Exchange Board of India (Listing Obligations and Disclosure Requirements) Regulations, 2015.

In my opinion and to the best of my information and according to the verification (including Director Identification Number (DIN) status on MCA website) as considered necessary and explanation furnished to me by the Company and its officers, I hereby certify that none of the Directors on the Board of the Company as stated below for the financial year ended on March 31, 2023 has been debarred or disqualified from being appointed or continuing as Directors of the companies by the Securities and Exchange Board of India and/or Ministry of Corporate Affairs:

Sr. No.	Name of the Director	DIN	Date of Appointment in the Company
1)	Mr. Shailendrajit C. Rai (DIN: 00050950)	Managing Director	November 01, 2014
2)	Mr. Junichi Suzuki (DIN: 02628162)	Non- Executive Director	October 29, 2002
3)	Mr. Anil D. Harollikar (DIN: 00239460)	Independent Director	January 29, 2003
4)	Mr. Vinay H. Panjabi (DIN: 00053380)	Independent Director	April 30, 2005
5)	Mrs. Pamela S. Rai (DIN: 00050999)	Non- Executive Director	September 29, 2014
6)	Mr. Ajay Nanavati (DIN: 02370729)	Independent Director	April 30, 2015
7)	Mrs. Veena V. Mankar (DIN: 00004168)	Independent Director	October 15, 2019

Note: Ensuring the eligibility for appointment/continuing as Director on the Board is the responsibility of the management of the Company. My responsibility is to express an opinion based on verification of documents/ information available to me. This certificate is neither an assurance as to the future viability of the Company nor of the efficiency or effectiveness with which the management has conducted the affairs of the Company.

Place: Mumbai
Date: May 29, 2023

(U.C. SHUKLA)
Company Secretary
FCS: 2727/CP: 1654
Peer Review Certificate No. 1882/2022
UDIN: L99999PN1990PLC059487

INDEPENDENT AUDITORS' CERTIFICATE REGARDING COMPLIANCE OF CONDITIONS OF CORPORATE GOVERNANCE

To,
The Members,
Alicon Castalloy Limited,

We have examined the compliance of conditions of corporate governance by Alicon Castalloy Limited ('the Company') for the year ended March 31, 2022 as stipulated in Regulations 17 to 27 and Clauses (b) to (i) of Regulation 46(2) and Para C, D and E of Schedule V of the SEBI (Listing Obligations and Disclosure Requirements) Regulations, 2015 ('the Listing Regulations').

The compliance of conditions of Corporate Governance is the responsibility of the Management. This responsibility includes the design, implementation and maintenance of internal control and procedures to ensure compliance with the conditions of the Corporate Governance stipulated in the Listing Regulations.

Our responsibility is limited to examining the procedures and implementation thereof, adopted by the Company for ensuring compliance with the conditions of the Corporate Governance. It is neither an audit nor an expression of opinion on the financial statements of the Company.

We have examined the books of account and other relevant records and documents maintained by the Company for the purposes of providing reasonable assurance on the compliance with Corporate Governance requirements by the Company.

We have carried out an examination of the relevant records of the Company in accordance with the Guidance Note on Certification of Corporate Governance issued by the Institute of the Chartered Accountants of India (the ICAI), the Standards on Auditing specified under Section 143(10) of the Companies Act, 2013, in so far as applicable for the purpose of this certificate and as per the Guidance Note on Reports or Certificates for Special Purposes (Revised 2016) issued by the ICAI.

Based on our examination of the relevant records and according to the best of our information and explanations provided to us, we certify that the Company has complied with the conditions of regulations of Corporate Governance as stipulated in the above mentioned Listing Regulations.

We further state that such compliance is neither an assurance as to the future viability of the Company nor the efficiency or effectiveness with which the Management has conducted the affairs of the Company.

The certificate is issued solely for the purpose of complying with the aforesaid SEBI Listing Regulations and may not be suitable for any other purpose.

For Kirtane & Pandit LLP

Chartered Accountants

Firm Registration number: 105215W/W100057

Parag Pansare

Partner

Membership No.117309

UDIN No.: 23117309BGQUY03565

Place: Pune

Date : May 16, 2023

ANNEXURE III

Business Responsibility and Sustainability Report (BRSR)

SECTION A: GENERAL DISCLOSURES

I. Details of the listed entity

- | | |
|--|---|
| 1. Corporate Identity Number (CIN) of the Listed Entity : | L99999PN1990PLC059487 |
| 2. Name of the Listed Entity : | Alicon Castalloy Limited |
| 3. Year of incorporation : | 1994 |
| 4. Registered office address : | Survey No. 1426, Village Shikrapur, Taluka – Shirur, District Pune, PIN: 412 208, Maharashtra |
| 5. Corporate address : | Survey No. 1426, Village Shikrapur, Taluka – Shirur, District Pune, PIN: 412 208, Maharashtra |
| 6. E-mail: | investor.relations@alicongroup.co.in |
| 7. Telephone : | 021-37677100 |
| 8. Website : | www.alicongroup.co.in |
| 9. Financial year for which reporting is being done : | 2022-23 |
| 10. Name of the Stock Exchange(s) where shares are listed : | BSE Limited (BSE) and National Stock Exchange of India Limited (NSE) |
| 11. Paid-up Capital : | ₹ 8.05 Cr |
| 12. Name and contact details (telephone, email address) of the person who may be contacted in case of any queries on the BRSR report : | Ms. Veena Vaidya |
| Mbl : 9511910919 ; email : | veena.vaidya@alicongroup.co.in |
| 13. Reporting boundary - Are the disclosures under this report made on a standalone basis (i.e. only for the entity) : | Standalone Basis |

II. Products/services

14. Details of business activities (accounting for 90% of the turnover):

S. No.	Description of Main Activity	Description of Business Activity	% of Turnover of the entity
1.	Manufacturing	Metal and Metal Products	100

III. Operations

15. Number of locations where plants and/or operations/offices of the entity are situated:

Location	Number of plants	Number of offices	Total
National	3	3	6
International	1	2	3

16. Markets served by the entity:

- a. Number of locations

Locations	Number
National (No. of States)	10
International (No. of Countries)	18

- b. What is the contribution of exports as a percentage of the total turnover of the entity? 22%
- c. A brief on types of customers :

The Alicon Group is an amalgam of benchmark-setting companies and colleagues that help cast the most iconic lightweight alloy solutions across the automotive and non-automotive segments. Under the Automotive Segment, the company caters to ICE, EV, 2-wheeler, 3-wheeler, passenger and commercial vehicle segments. In the non-automotive segment, the company offers diverse solutions to customers across the agriculture, defence, medical, energy, infra and aerospace sectors.

IV. Employees :

17. Details as at the end of Financial Year:

- a. Employees and workers (including differently abled):

S. No.	Particulars	Total (A)	Male		Female	
			No. (B)	% (B / A)	No. (C)	% (C / A)
EMPLOYEES						
1.	Permanent (D)	518	509	98 %	9	02%
2.	Other than Permanent (E)	-	-	-	-	-
3.	Total employees (D + E)	518	509	98 %	9	02%
WORKERS						
4.	Permanent (F)	312	312	100%	-	-
5.	Other than Permanent (G)	2179	2032	94%	147	06 %
6.	Total workers (F + G)	2491	2344	94%	147	06%

- b. Differently abled Employees and workers:

S. No	Particulars	Total (A)	Male		Female	
			No. (B)	% (B / A)	No. (C)	% (C / A)
DIFFERENTLY ABLED EMPLOYEES						
1.	Permanent (D)					
2.	Other than Permanent (E)	1	1	100%	-	0%
3.	Total differently abled employees (D + E)	1	1	100%	-	0%
DIFFERENTLY ABLED WORKERS						
4.	Permanent (F)	-	-	0%	-	0%
5.	Other than permanent (G)	-	-	0%	-	0%
6.	Total differently abled workers (F + G)	-	-	0%	-	0%

18. Participation/Inclusion/Representation of women

	Total (A)	No. and percentage of Females	
		No. (B)	% (B / A)
Board of Directors	9	2	22%
Key Management Personnel	4	1	25%

19. Turnover rate for permanent employees and workers
(Disclose trends for the past 3 years)

	FY 2022-23 (Turnover rate in current FY)			FY2021-22 (Turnover rate in previous FY)			FY2020-21 (Turnover rate in the year prior to the previous FY)		
	Male	Female	Total	Male	Female	Total	Male	Female	Total
Permanent Employees	11.4%	1%	12.4%	12.2%	0%	12.2%	12.6%	0%	12.6%
Permanent Workers	4%	0%	4%	2%	0%	2%	2%	0%	2%

V. CSR Details

20. (i) Whether CSR is applicable as per section 135 of Companies Act, 2013: Yes
- (ii) Turnover (in Rs. in lakhs): 125,853.62 lakhs
- (iii) Net worth (in Rs. in lakhs) : 47046.25 lakhs

VI. Transparency and Disclosures Compliances

21. Complaints/Grievances on any of the principles (Principles 1 to 9) under the National Guidelines on Responsible Business Conduct:

Stakeholder group from whom complaint is received	Grievance Redressal Mechanism in Place (Yes/No) (If Yes, then provide web-link for grievance redress policy)	FY 2022-23 Current Financial Year			FY 2021-22 Previous Financial Year		
		Number of complaints filed during the year	Number of complaints pending resolution at close of the year	Remarks	Number of complaints filed during the year	Number of complaints pending resolution at close of the year	Remarks
Communities	www.alicongroup.co.in	-	-	NIL	-	-	NIL
Investors (other than shareholders)	www.alicongroup.co.in	-	-	NIL	-	-	NIL
Shareholders	www.alicongroup.co.in	-	-	-	-	-	-
Employees and workers	www.alicongroup.co.in	-	-	-	-	-	-
Customers	www.alicongroup.co.in	6	-	Closed satisfactory	8	-	Closed satisfactory
Value Chain Partners	www.alicongroup.co.in	-	-	NIL	-	-	NIL
Other (please specify)	www.alicongroup.co.in	-	-	NIL	-	-	NIL

22. Overview of the entity’s material responsible business conduct issues:

Please indicate material responsible business conduct and sustainability issues pertaining to environmental and social matters that present a risk or an opportunity to your business, rationale for identifying the same, approach to adapt or mitigate the risk along-with its financial implications, as per the following format

S. No.	Material issue identified	Indicate whether risk or opportunity (R/O)	Rationale for identifying the risk / opportunity	In case of risk, approach to adapt or mitigate	Financial implications of the risk or opportunity (Indicate positive or negative implications)
1.	Disaster recovery	Risk	<ul style="list-style-type: none"> Business interruption due to natural calamities like earthquakes, cyclones, floods, etc. Inadequate disaster recovery planning 	<ol style="list-style-type: none"> Adequate protection against calamities including appropriate insurance Introduced additional mitigation to overcome interruptions due to pandemic situations 	Disruption to business operations leads to negative financial implication
2.	Material issue identified	Indicate whether risk or opportunity	Rationale for identifying the risk/opportunity	In case of risk, approach to adapt or mitigate	Financial implication of the risk or opportunity (indicate positive/negative implications)
3.	Health, safety and environment	Risk	<ul style="list-style-type: none"> Non-compliance with safety measures by employees Non-awareness of hazardous nature of chemicals 	<ol style="list-style-type: none"> Strict adherence to BBS (behaviour-based safety system) Focus on reducing the generation of effluent and arresting at the source Detailed SOP for COVID-19, employee training & adherence followed strictly Medical check-up, vaccination drive as per Govt. Regulations 	Incidents impact employee morale and business reputation leading to negative financial implication
4.	Climate change	Opportunity	The potential carbon routes for reducing GHG emissions offer distinct operational and energy supply opportunities	<ol style="list-style-type: none"> Clean energy integration in existing electric networks Investment of capital in assets that will serve diversified electricity and fuel retrofitting on the energy supply system 	Initiatives taken around climate change has a positive implication towards business
5.	Material issue identified	Indicate whether risk or opportunity	Rationale for identifying the risk/opportunity	In case of risk, approach to adapt or mitigate	Financial implication of the risk or opportunity (indicate positive/negative implications)
6.	Innovation	Risk	Risk of better solutions that meet new requirements, technological advancements, upgradation or existing market needs	<ol style="list-style-type: none"> Structured technology development projects New focus areas are identified to develop future capability needs Focus on light weighting and EV 	Innovation in the industry may impact the business negatively if not considered immediately
7.	IT data centre & far sight disaster recovery (DR)	Risk	Risk of in adequate data centre & far sight DR	<ol style="list-style-type: none"> The disaster recovery (DR) strategy is being updated continuously 	Business continuity gets impacted leading to financial loss
				Data centre is established and near site DR is available	

S. No.	Material issue identified	Indicate whether risk or opportunity (R/O)	Rationale for identifying the risk / opportunity	In case of risk, approach to adapt or mitigate	Financial implications of the risk or opportunity (Indicate positive or negative implications)
8.	Training and education	Opportunity	Skilled employees and workers form an asset to the Company. The highly trained employees and worker perform their tasks more efficiently, in less time and with less chances of injury	<ol style="list-style-type: none"> 1. Providing a needs-based and innovative range of training courses, notably in forward- thinking fields of expertise like digitalization 2. Attracting and developing the right talent, ensuring professional development and personal well-being throughout their tenure with the Company <p>Providing programmes that are specifically designed for roles which require upgraded skills</p>	Consistent efforts would lead to positive impact due to improvement in productivity, reduction in defects, etc.
9.	Maintenance	Risk	Risk of sub-optimal maintenance plan due to manual updating of ODR and MGR reports resulting in un-economical maintenance costs	Operational performance (OEE) & maintenance (PM & breakdown) are being monitored through SAP for all the major plants	Business continuity gets impacted leading to financial loss
10.	Data protection	Risk	<ul style="list-style-type: none"> • Risk of confidential data leakage via USB drives/ flash drives <p>Exposure of Company data because of work from home and access to respective data</p>	<ol style="list-style-type: none"> 1. All privileged system access are reviewed periodically & data leakage prevention (DLP) system are implemented at these equipment <p>Restricted data access control & data encryption to monitor work from home activities</p>	Impacts the brand reputation in the industry thereby leading to financial loss
11.	Material issue identified	Indicate whether risk or opportunity	Rationale for identifying the risk/opportunity	In case of risk, approach to adapt or mitigate	Financial implication of the risk or opportunity (indicate positive/negative implications)
12.	Pollution free environment	Risk	Failure to provide a safe working environment exposes Alico to compensation liabilities, sub- optimal productivity, loss of business reputation and other costs	<ol style="list-style-type: none"> 1. All the necessary pollution control norms for air, noise etc. are followed <p>Disposal of hazardous waste is monitored within permissible limits</p>	Incidents impact business reputation leading to negative financial implication
13.	Sustained performance & quality	Risk	<ul style="list-style-type: none"> • Risk of customer being lost, in course of business <p>Dissatisfaction amongst the customer due to lack of attention, focus, etc.</p>	<ol style="list-style-type: none"> 1. Enhance customer satisfaction 2. Coefficient - alignment in strategies, partner of choice 3. Providing end to end solutions, dual shore business model 	Impacts the brand reputation in the industry thereby leading to financial loss
14.	Brand risk/ reputation	Risk	<p>Risk of threat or danger to the name or standing of business or entity</p> <p>Actions involving the Company directly or indirectly may damage the brand name</p>	<p>Worldwide brand-building activities are an ongoing process</p> <p>Participation in exhibition and trade fairs</p> <p>Good reputation and relations with major trade companies</p>	Impacts the brand reputation in the industry thereby leading to financial loss

SECTION B: MANAGEMENT AND PROCESS DISCLOSURES :

This section is aimed at helping businesses demonstrate the structures, policies and processes put in place towards adopting the NGRBC Principles and Core Elements.

Disclosure Questions	P 1	P 2	P 3	P 4	P 5	P 6	P 7	P 8	P 9
Policy and management processes									
1. a. Whether your entity's policy/policies cover each principle and its core elements of the NGRBCs. (Yes/No)	Y	Y	Y	Y	Y	Y	Y	Y	Y
b. Has the policy been approved by the Board? (Yes/No)	Y	Y	Y	Y	Y	Y	Y	Y	Y
2. Whether the entity has translated the policy into procedures. (Yes / No)	Y	Y	Y	Y	Y	Y	Y	Y	Y
3. Do the enlisted policies extend to your value chain partners? (Yes/No)	Y	Y	Y	Y	Y	Y	Y	Y	Y
4. Name of the national and international codes/certifications/labels/ standards (e.g. Forest Stewardship Council, Fairtrade, Rainforest Alliance, Trustea) standards (e.g. SA 8000, OHSAS, ISO, BIS) adopted by your entity and mapped to each principle.	Y	Y	Y	Y	Y	Y	Y	Y	Y
Company has obtained 26 certifications under national and international codes/ certifications/ labels/standards									
a. Quality systems -									
1. ISO 9001:2015 (QMS Certification for Non-Automotive Parts)									
2. IATF 16949:2016 (QMS Certification for Automotive Parts)									
3. ISO 14001:2015 (Environment Management System Certification)									
4. ISO 45001:2018 (Safety Management System Certification)									
5. Specific commitments, goals and targets set by the entity with defined timelines, if any.	Alicon Castalloy Limited has dedicated itself to pursuing the ISO 50001 Energy Management Certification and aims to attain this certification in the upcoming years.								
6. Performance of the entity against the specific commitments, goals and targets along-with reasons in case the same are not met.	Alicon Castalloy Limited is currently in the process of developing an ESG Roadmap that includes well-defined commitments, goals, and targets. Following approval from the Board's ESG Committee, this roadmap will be published and its progress shall be mapped in the coming years.								
Governance, leadership and oversight									
7. Statement by director responsible for the business responsibility report, highlighting ESG related challenges, targets and achievements (listed entity has flexibility regarding the placement of this disclosure)	NA								
8. Details of the highest authority responsible for implementation and oversight of the Business Responsibility policy (ies).	Name :Mr S V Babu Position: Group COO								
9. Does the entity have a specified Committee of the Board/ Director responsible for decision making on sustainability related issues? (Yes / No). If yes, provide details.	No								

10. Details of Review of NGRBCs by the Company:

Subject for Review	Indicate whether review was undertaken by Director / Committee of the Board/ Any other Committee									Frequency (Annually/ Half yearly/ Quarterly/ Any other – please specify)								
	P 1	P 2	P 3	P 4	P 5	P 6	P 7	P 8	P 9	P 1	P 2	P 3	P 4	P 5	P 6	P 7	P 8	P 9
Performance against above policies and follow up action	The ESG internal Committee reviews the Company's policies every year. During this evaluation, the policy's effective implementation is assessed, and required policy and procedure adjustments are adopted.									Annually								
Compliance with statutory requirements of relevance to the principles, and, rectification of any non-compliances	The Company complies with all legal Responsibilities that are relevant to the principles, and in case of any non-compliances, the ESG internal committee looks into and rectifies the issues.									Annually								
11. Has the entity carried out independent assessment/ evaluation of the working of its policies by an external agency? (Yes/No). If yes, provide name of the agency.				P 1	P 2	P 3	P 4	P 5	P 6	P 7	P 8	P 9						
No																		

12. If answer to question (1) above is "No" i.e. not all Principles are covered by a policy, reasons to be stated:- Not applicable as all principles are covered by respective policies.

The Policies on Quality, Safety, Health and Environment are subject to internal and external audits as part of the ISO Systems certification process and ongoing periodic assessments. Other policies are periodically evaluated for their efficacy through Internal Audit mechanism. TUV R (TÜV Rheinland (India) Pvt.Ltd.) is the agency that carries out these assessments. We are in planning to carry out independent assessment which are not covered in above.

SECTION C: PRINCIPLE WISE PERFORMANCE DISCLOSURE

This section is aimed at helping entities demonstrate their performance in integrating the Principles and Core Elements with key processes and decisions. The information sought is categorized as “Essential” and “Leadership”. While the essential indicators are expected to be disclosed by every entity that is mandated to file this report, the leadership indicators may be voluntarily disclosed by entities which aspire to progress to a higher level in their quest to be socially, environmentally and ethically responsible.

PRINCIPLE 1 BUSINESSES SHOULD CONDUCT AND GOVERN THEMSELVES WITH INTEGRITY, AND IN A MANNER THAT IS ETHICAL, TRANSPARENT AND ACCOUNTABLE.

Essential Indicators

1. Percentage coverage by training and awareness programmes on any of the Principles during the financial year:

Segment	Total number of training and awareness programmes held	Topics / principles covered under the training and its impact	%age of persons in respective category covered by the awareness programmes
Board of Directors	NIL	NIL	NIL
Key Managerial Personnel	4	Leadership Development, Team Motivation, Business Ethics, Management Transparency	100%
Employees other than BoD and KMPs	32	POSH, Stress Management, Team Building, PE Business Communication Skills, FMEA	92%
Workers	90	POSH, Stress Management, Team Building, Eff. Comm.	89%

2. **Details of fines / penalties /punishment/ award/ compounding fees/ settlement amount paid in proceedings (by the entity or by directors / KMPs) with regulators/ law enforcement agencies/ judicial institutions, in the financial year, in the following format (Note: the entity shall make disclosures on the basis of materiality as specified in Regulation 30 of SEBI (Listing Obligations and Disclosure Obligations) Regulations, 2015 and as disclosed on the entity’s website):**

No fines/penalties/punishment/award/compounding fees/settlement amount were paid in proceedings (by the entity or by directors/KMPs) with regulators/law enforcement agencies/judicial institutions, in the financial year

3. **Of the instances disclosed in Question 2 above, details of the Appeal/ Revision preferred in cases where monetary or non-monetary action has been appealed.**

Not Applicable

4. **Does the entity have an anti-corruption or anti-bribery policy? If yes, provide details in brief and if available, provide a web-link to the policy.**

Alicon Castalloy Limited maintains a zero-tolerance stance against corruption and bribery. The company's stringent Anti-Corruption and Anti-Bribery Policy enforces rigorous actions against any individuals involved in such unethical conduct. This policy applies to all levels of employees across the Company, its subsidiaries, joint ventures, and affiliates worldwide. Absolute honesty is expected of all employees in every endeavor. Alicon Castalloy Limited adheres to global anti-bribery and anti-corruption laws at all its facilities. The company communicates its zero-tolerance stance to agents, suppliers, contractors, and partners at the outset of engagements. New employees receive the policy upon joining the company, and existing associates are also well-informed. Regular training is conducted company-wide to prevent, identify, and address corruption-related issues.

Wherever it operates, the Company maintains the highest standards and does not tolerate bribery or corruption. The policy can be accessed at: https://www.alicongroup.co.in/wp-content/uploads/2018/10/Anti_Corruption_and_Anti_Bribery_Policy.pdf

5. **Number of Directors/KMPs/employees/workers against whom disciplinary action was taken by any law enforcement agency for the charges of bribery/ corruption:**

During the reporting period, zero instances were recorded against the company's directors, KMPS, employees or workers leading to zero disciplinary action for cases of corruption or bribery.

6. Details of complaints with regard to conflict of interest:

No complaints with regards to conflict of interest were recorded during the reporting period.

7. Provide details of any corrective action taken or underway on issues related to fines / penalties / action taken by regulators/ law enforcement agencies/ judicial institutions, on cases of corruption and conflicts of interest.

Not Applicable.

LEADERSHIP INDICATORS

- i. Awareness programmes conducted for value chain partners on any of the principles during the financial year.

Total no of awareness programmes held	Topics/principles covered in training	% Of value chain partners covered (by value of business done with such partners) under the awareness programmes
2	Business Ethics and Sustainability	56% of Critical Suppliers

- ii. Does the entity have processes in place to avoid/manage conflict of interests involving members of the board? (Yes/No) If yes, provide details of the same.

Yes, Alicon Castalloy Limited, has processes in place to avoid/manage conflict of interests involving members of the board and it is as per the Terms of Appointment of Directors to Board. The Company's Code of Conduct states that the Board members and Senior Management of the Company are needed to abstain themselves from discussion, voting, or otherwise influencing a decision on any matter in which they have or may have a conflict of interest; restrict themselves from serving as a Director of any Company that is in direct competition with the Company, or must take prior approval from the Company's Board of Directors before accepting such position.

PRINCIPLE 2 BUSINESSES SHOULD PROVIDE GOODS AND SERVICES IN A MANNER THAT IS SUSTAINABLE AND SAFE**Essential Indicators**

1. Percentage of R&D and capital expenditure (capex) investments in specific technologies to improve the environmental and social impacts of product and processes to total R&D and capex investments made by the entity, respectively. (Rs. in lacs)

Segment	Current Financial Year	Previous Financial Year	Details of improvements in environmental and social impacts
R&D	-	-	-
Capex	6.4%	4.8%	Machines and Equipment for EV related product and Green energy

2. a. Does the entity have procedures in place for sustainable sourcing? (Yes/No)

Yes

- b. If yes, what percentage of inputs were sourced sustainably?

97%

3. Describe the processes in place to safely reclaim your products for reusing, recycling and disposing at the end of life, for (a) Plastics (including packaging) (b) E-waste (c) Hazardous waste and (d) other waste.

Since the product is directly supplied to the OEMs, the Company has limited scope for reclaiming it at the end of its life cycle. The Company, however, has systems in place to recycle plastics (including packaging), e-waste, and hazardous waste in a safe manner. The Company safely and responsibly disposes such waste via authorized recyclers and files returns with the appropriate statutory bodies. Also, the Company has optimized its processes to the point where the majority of the waste produced is recycled and reused in its own operations. As a result, the amount of waste which is disposed of is minimal.

4. Whether Extended Producer Responsibility (EPR) is applicable to the entity's activities (Yes / No). If yes, whether the waste collection plan is in line with the Extended Producer Responsibility (EPR) plan submitted to Pollution Control Boards? If not, provide steps taken to address the same.

Not Applicable

Leadership Indicators

1. Has the entity conducted Life Cycle Perspective / Assessments (LCA) for any of its products (for manufacturing industry) or for its services (for service industry)? If yes, provide details in the following format?

The Company has not conducted any life cycle assessment for the products till date. However, it is planning to carry out the LCA for products in the next two years.

NIC Code	Name of Product /Service	% of total Turnover contributed	Boundary for which the Life Cycle Perspective / Assessment was conducted	Whether conducted by independent external agency (Yes/No)	Results communicated in public domain (Yes/No) If yes, provide the web-link.
N.A.	N.A.	N.A.	N.A.	N.A.	N.A.

2. If there are any significant social or environmental concerns and/or risks arising from production or disposal of your products / services, as identified in the Life Cycle Perspective / Assessments (LCA) or through any other means, briefly describe the same along-with action taken to mitigate the same. – No

3. Percentage of recycled or reused input material to total material (by value) used in production (for manufacturing industry) or providing services (for service industry).

	Recycled or re-used input material to total material	
	FY 2022-23 Current Financial Year	FY 2021-22 Previous Financial Year
Waste Water	100%	100%
Waste Heat	20%	20%
Raw material	39%	38%

4. Of the products and packaging reclaimed at end of life of products, amount (in metric tonnes) reused, recycled, and safely disposed, as per the following format:

	FY 2022-23 Current Financial Year (Tons)			FY 2021-22 Previous Financial Year (Tons)		
	Re-Used	Recycled	Safely Disposed	Re-Used	Recycled	Safely Disposed
Plastics (including packaging)	100.94	-	25.32	51.39	-	21.58
E-waste	-	-	-	-	-	-
Hazardous waste	-	-	-	-	-	-
Other waste	-	-	-	-	-	-

5. **Reclaimed products and their packaging materials (as percentage of products sold) for each product category.** Since the product is directly supplied to the OEMs, the Company has limited scope for reclaiming it at the end of its life cycle

Indicate product category	Reclaimed products and their packaging materials as % of total products sold in respective category
	NA

PRINCIPLE 3 BUSINESSES SHOULD RESPECT AND PROMOTE THE WELL-BEING OF ALL EMPLOYEES, INCLUDING THOSE IN THEIR VALUE CHAINS :

Essential Indicators

1. a. **Details of measures for the well-being of employees:**

Category	Total (A)	% of employees covered by									
		Health insurance		Accident insurance		Maternity Benefits		Paternity Benefits		Day Care facilities	
		Number (B)	% (B / A)	Number (C)	% (C / A)	Number (D)	% (D / A)	Number (E)	% (E / A)	Number (F)	% (F / A)
Permanent employees											
Male	509	509	100%	-	-	-	-	NIL	NIL	NIL	NIL
Female	9	9	100%	-	-	2	22.22%	NIL	NIL	NIL	NIL
Total	518	518	100%	-	-	2	0.38%	NIL	NIL	NIL	NIL
Other than Permanent employees											
Male	NIL	NIL	NIL	NIL	NIL	NIL	NIL	NIL	NIL	NIL	NIL
Female	NIL	NIL	NIL	NIL	NIL	NIL	NIL	NIL	NIL	NIL	NIL
Total	NIL	NIL	NIL	NIL	NIL	NIL	NIL	NIL	NIL	NIL	NIL

- b. **Details of measures for the well-being of workers:**

Category	Total (A)	% of employees covered by									
		Health insurance		Accident insurance		Maternity Benefits		Paternity Benefits		Day Care facilities	
		Number (B)	% (B / A)	Number (C)	% (C / A)	Number (D)	% (D / A)	Number (E)	% (E / A)	Number (F)	% (F / A)
Permanent employees											
Male	312	312	100%	-	-	-	-	NIL	NIL	NIL	NIL
Female	-	-	-	-	-	-	-	NIL	NIL	NIL	NIL
Total	312	312	100%	-	-	-	-	NIL	NIL	NIL	NIL
Other than Permanent employees											
Male	2032	2032	100%	-	-	-	-	NIL	NIL	NIL	NIL
Female	147	147	100%	-	-	2	1.36%	NIL	NIL	NIL	NIL
Total	2179	2179	100%	-	-	2%	1.36%	NIL	NIL	NIL	NIL

2. Details of retirement benefits, for Current FY and Previous Financial Year.

Benefits	FY 2022-23			FY 2021-22		
	No. of employees covered as a % of total employees	No. of workers covered as a % of total workers	Deducted and deposited with the authority (Y/N/N.A.)	No. of employees covered as a % of total employees	No. of workers covered as a % of total workers	Deducted and deposited with the authority (Y/N/N.A.)
PF	100%	100%	100%	100%	100%	Yes
Gratuity	100%	100%	100%	100%	100%	Yes
ESI	100%	100%	100%	100%	100%	Yes
Others – please specify	100%	100%	100%	100%	100%	Yes

3. Accessibility of workplaces

Are the premises / offices of the entity accessible to differently abled employees and workers, as per the requirements of the Rights of Persons with Disabilities Act, 2016? If not, whether any steps are being taken by the entity in this regard. **Yes**

4. Does the entity have an equal opportunity policy as per the Rights of Persons with Disabilities Act, 2016? If so, provide a web-link to the policy. **No**

5. Return to work and Retention rates of permanent employees and workers that took parental leave. - **NA**

Gender	Permanent employees		Permanent workers	
	Return to work rate	Retention rate	Return to work rate	Retention rate
Male	NA	NA	NA	NA
Female	NA	NA	NA	NA
Total	NA	NA	NA	NA

6. Is there a mechanism available to receive and redress grievances for the following categories of employees and worker? If yes, give details of the mechanism in brief.

Indicate product category	Yes/No (If Yes, then give details of the mechanism in brief)
Permanent Workers	Yes-Open House & Grievance Register
Other than Permanent Workers Permanent Employees	Yes-Open House & Grievance Register
Other than Permanent Employees	Yes-Open House & Grievance Register

7. Membership of employees and worker in association(s) or Unions recognised by the listed entity: - **NA**

Category	FY 2022-23			FY 2021-22		
	Total employees / workers in respective category (A)	No. of employees / workers in respective category, who are part of association(s) or Union (B)	% (B / A)	Total employees / workers in respective category (C)	No. of employees / workers in respective category, who are part of association(s) or Union (D)	% (D / C)
Total Permanent Employees						
- Male	NA	NA	NA	NA	NA	NA
- Female	NA	NA	NA	NA	NA	NA
Total Permanent Workers						
- Male	312	312	100%	314	314	100%
- Female	NA	NA	NA	NA	NA	NA

8. Details of training given to employees and workers:

Category	FY 2022-23					FY 2021-22				
	Total (A)	On Health and safety measures		On Skill upgradation		Total (D)	On Health and safety measures		On Skill upgradation	
		No. (B)	% (B / A)	No. (C)	% (C / A)		No. (E)	% (E / D)	No. (F)	% (F / D)
Employees										
Male	509	509	100%	509	100%	512	512	100%	512	100%
Female	9	9	100%	9	100%	11	11	100%	11	100%
Total	518	518	100%	518	100%	523	523	100%	523	100%
Workers										
Male	2344	2344	100%	2344	100%	2430	2430	100%	2430	100%
Female	147	147	100%	147	100%	147	147	100%	147	100%
Total	2491	2491	100%	2491	100%	2577	2577	100%	2577	100%

9. Details of performance and career development reviews of employees and worker:

Category	FY 2022-23 Current Financial Year			FY 2021-22 Previous Financial Year		
	Total (A)	No. (B)	% (B / A)	Total (C)	No. (D)	% (D / C)
Employees						
Male	509	509	100%	512	512	100%
Female	9	9	100%	11	11	100%
Total	518	518	100%	523	523	100%
Workers						
Male	2344	2344	100%	2430	2430	100%
Female	147	147	100%	147	147	100%
Total	2491	2491	100%	2491	2577	100%

10. Health and safety management system:

- a. Whether an occupational health and safety management system has been implemented by the entity? (Yes/ No). If yes, the coverage such system?

Yes. Alicon considers occupational health and safety as prime to its business and places great emphasis on maintaining all the protocols in place to operate business in a sustainable manner. For ensuring 100% workplace safety, the Company has in place a comprehensive Health and Safety management system in place with safety compliant protocols included

- b. What are the processes used to identify work-related hazards and assess risks on a routine and non-routine basis by the entity?

Alicon has established system to identify work-related hazards and assess risks on a routine basis which is part of daily work management and also safety system. The company also made this as a part of monthly review and assessment system. The Company identifies all the potential work-related incidents through the hazard identification process and conducts likelihood assessment to estimate the frequency or probability of occurrence.

For non-routine company has a system of assesemtn, site review and work permit to ensure essential controls in place to avoid or minimize risk.

- c. Whether you have processes for workers to report the work related hazards and to remove themselves from such risks. (Y/N) a proper hazard identification risk management system has been put in place to ensure continuous improvement of occupational health and safety of the organization.

Yes, an effective system for identifying hazards and managing risks has been established to ensure the ongoing enhancement of occupational health and safety within the organization.

- d. Do the employees/ worker of the entity have access to non-occupational medical and healthcare services? Yes

Alicon is committed to fostering an environment where employees' financial requirements are catered to beyond their salaries. Comprehensive health and wellness benefits are extended to all company employees.

11. Details of safety related incidents, in the following format:

Safety Incident/Number	Category	FY 2022-23 Current Financial Year	FY 2021-22 Previous Financial Year
Lost Time Injury Frequency Rate (LTIFR) (per one million-person hours worked)	Employees	NIL	NIL
	Workers	NIL	NIL
Total recordable work-related injuries	Employees	NIL	NIL
	Workers	04	08
No. of fatalities	Employees	NIL	NIL
	Workers	NIL	NIL
High consequence work-related injury or ill-health (excluding fatalities)	Employees	NIL	NIL
	Workers	NIL	NIL

12. Describe the measures taken by the entity to ensure a safe and healthy work place.

Alicon has adopted a comprehensive Management Policy encompassing Environment, Occupational Health, and Safety (EHS) to underscore its dedication to safeguarding the well-being of all stakeholders from potential harm or health risks. The company has proactively implemented safety protocols to effectively manage and respond to workplace incidents or accidents. The collective reduction in health and safety incidents can be attributed to the firm dedication of both management and employees in cultivating a secure work environment. This commitment is reinforced by the company's established management approach, accompanied by the adoption of a health and safety-first mindset for fulfilling the responsibilities.

13. Number of Complaints on the following made by employees and workers:

	FY 2022-23			FY 2021-22		
	Filed during the year	Pending resolution at the end of year	Remarks	Filed during the year	Pending resolution at the end of year	Remarks
Working Conditions	3	Nil	-	Nil	Nil	-
Health & Safety	Nil	Nil	-	Nil	Nil	-

14. Assessments for the year:

% of your plants and offices that were assessed (by entity or statutory authorities or third parties)	
Health and safety practices	100%
Working Conditions	100%

15. Provide details of any corrective action taken or underway to address safety-related incidents (if any) and on significant risks / concerns arising from assessments of health & safety practices and working conditions.

Not Applicable

Leadership Indicators

1. Does the entity extend any life insurance or any compensatory package in the event of death of (A) Employees (Y/N) (B) Workers (Y/N).

Yes, Alicon Group offers assistance in the event of a tragic occurrence, such as death, and has a death relief policy in place for its employees.

2. Provide the measures undertaken by the entity to ensure that statutory dues have been deducted and deposited by the value chain partners.

The Company takes great care to ensure that the statutory dues applicable are deducted and deposited by the value chain partners. The details are outlined in the Aicon group Supplier Code of Conduct. All supply chain partners must adhere to it in every way in order to support business responsibility principles and ideals of transparency and accountability.

3. Provide the number of employees / workers having suffered high consequence work- related injury / ill-health / fatalities (as reported in Q11 of Essential Indicators above), who have been are rehabilitated and placed in suitable employment or whose family members have been placed in suitable employment:

	Total no. of affected employees/ workers		No. of employees/workers that are rehabilitated and placed in suitable employment or whose family members have been placed in suitable Employment	
	FY2022-23 (Current Financial Year)	FY2021-22 (Previous Financial Year)	FY2022-23 (Current Financial Year)	FY2021-22 (Previous Financial Year)
Employees	-	-	-	-
Workers	-	-	-	-

4. Does the entity provide transition assistance programs to facilitate continued employability and the management of career endings resulting from retirement or termination of employment?

Yes, Aicon Castalloy Ltd, as a desirable employer, provides future-oriented opportunities and the right environment to its people for their all-round development.

5. Details on assessment of value chain partners:

	% of your plants and offices that were assessed (by entity or statutory authorities or third parties)
Health and safety practices	56% of the Critical Suppliers through Supplier Self-Assessment on
Working Conditions	Business Ethics and Sustainability

6. Provide details of any corrective actions taken or underway to address significant risks / concerns arising from assessments of health and safety practices and working conditions of value chain partners.

No.

PRINCIPLE 4: BUSINESSES SHOULD RESPECT THE INTERESTS OF AND BE RESPONSIVE TO ALL ITS STAKEHOLDERS

Essential Indicators

Describe the processes for identifying key stakeholder groups of the entity.

Alicon has systematically recognized and ranked internal and external stakeholders according to their impact on organizational choices and operations. The company is dedicated to nurturing robust connections with these stakeholder segments to uphold enduring trust and brand integrity. Our strategic choices and business initiatives are founded on a stakeholder-focused strategy, ensuring the cultivation of lasting value and the advancement of long-term success.

- List stakeholder groups identified as key for your entity and the frequency of engagement with each stakeholder group.

Stakeholder Group	Whether identified as Vulnerable & Marginalised Group (Yes/No)	Channels of communication (Email, SMS, Newspaper, Pamphlets, Advertisement, Community Meetings, Notice Board, Website), Others	Frequency of engagement (Annually/Half Yearly/ Quarterly / Others – please specify)	Purpose and scope of engagement including key topics and concerns raised during such engagement
Employees	No	<ul style="list-style-type: none"> Conferences, workshops, Publications, newsletters & reports, online portals, employee surveys, Idea management, internal media One-on-one interactions Employee involvement in CSR activities. 	Periodically Half Yearly Quarterly	<ul style="list-style-type: none"> Inform about important advances in the Company. Help the employees expand their knowledge in the industry. Getting employee feedback and resolving their issues.
Investors	No	<ul style="list-style-type: none"> Annual report, sustainability report, press releases Investor presentations Corporate website Quarterly & Annual results ESG calls 	Annually Annually Periodically Quarterly Quarterly	Investors prefer to invest in the organizations that are socially and environmentally responsible.
Customers	No	<ul style="list-style-type: none"> Interviews, personal visits, publications, mass media & digital communications, plant visits, Support programmes, social media, Conferences and events 	Weekly and Quarterly Annually Monthly	Internal customers (Employees) <ul style="list-style-type: none"> Feel motivated to get involved in CSR projects and serve the community Guided by the CSRTeam Enhance employee volunteerism. External customers - Prefer to connect with the organization that is socially & environmentally responsible
Suppliers & service providers	No	<ul style="list-style-type: none"> Supplier & vendor meets Workshops & trainings, Audits Policies IT-enabled information sharing tools and recognition platforms Dialogue in the context of industry initiatives, joint events, training courses, presentations Supplier risk assessments 	Periodically Periodically Periodically Annually Periodically Annually	<ul style="list-style-type: none"> Supply of material & services.

Stakeholder Group	Whether identified as Vulnerable & Marginalised Group (Yes/No)	Channels of communication (Email, SMS, Newspaper, Pamphlets, Advertisement, Community Meetings, Notice Board, Website), Others	Frequency of engagement (Annually/Half Yearly/ Quarterly / Others – please specify)	Purpose and scope of engagement including key topics and concerns raised during such engagement
Business Partners	No	Dialogue with sales organisations and coordinating units of importers	Periodically	Provide service to present customers while increasing the potential for future growth.
Government and Regulatory Bodies	No	<ul style="list-style-type: none"> Official communication channels Regulatory audits/ inspections Environmental compliance Policy intervention Good governance 	Monthly Annually Periodically Annually	They help and guide in terms of connecting with Govt. Schemes in the same area for increased effectiveness.
Communities	Please refer to the following link for information about the Company's community work: https://www.alicongroup.co.in/corporate-social-responsibility/			

Leadership Indicators

- 1. Provide the processes for consultation between stakeholders and the Board on economic, environmental, and social topics or if consultation is delegated, how is feedback from such consultations provided to the Board.**

The Alicon Group is currently establishing an ESG Committee at the Board level. This committee will be tasked with apprising the board about diverse advancements and eliciting insights from the directors. Additionally, an internal committee comprising of middle management function wise takes care of ESG related aspects and updates the performance highlights in the form of feedback to the management committee.

- 2. Whether stakeholder consultation is used to support the identification and management of environmental, and social topics (Yes / No). If so, provide details of instances as to how the inputs received from stakeholders on these topics were incorporated into policies and activities of the entity.**

Yes. The Alicon Group upholds an active and forward-looking interaction with its stakeholders, enabling the seamless execution of its ESG strategies and transparent communication of results. In line with prevailing regulations and ongoing stakeholder engagements, the company conducts regular assessments to ensure the currency and relevance of policies, promptly updating and reissuing them when necessary.

- 3. Provide details of instances of engagement with, and actions taken to, address the concerns of vulnerable/ marginalized stakeholder groups.**

Please refer to the following link for information about the Company's community work: www.bansurifoundation.org

PRINCIPLE 5 BUSINESSES SHOULD RESPECT AND PROMOTE HUMAN RIGHTS -

Essential Indicators

1. Employees and workers who have been provided training on human rights issues and policy(ies) of the entity, in the following format:

Category	FY 2022-23 Current Financial Year			FY 2021-22 Previous Financial Year		
	Total (A)	No. of employees/ workers covered (B)	% (B / A)	Total (C)	No. of employees/ workers covered (D)	% (D / C)
Employees						
Permanent	518	20	4%	523	15	3%
Other than permanent	-	-	-	-	-	-
Total Employees	518	20	4%	523	15	3%
Employees						
Permanent	312	10	3%	314	10	3%
Other than permanent	2179	74	3.3%	2116	66	3%
Total Employees	2491	84	3.3%	2263	76	3%

2. Details of minimum wages paid to employees and workers, in the following format:

Category	FY 2022-23					FY 2021-22				
	Total (A)	Equal Minimum Wage to		More than Minimum Wage		Total (D)	Equal Minimum Wage to		More than Minimum Wage	
		No. (B)	% (B / A)	No. (C)	% (C / A)		No. (E)	% (E / D)	No. (F)	% (F / D)
Employees										
Permanent										
Male	509	-	0%	509	100%	98	-	0%	98	100%
Female	9	-	0%	9	100%	02	-	0%	02	100%
Other than Permanent										
Male	-	-	0%	-	0%	-	-	0%	-	0%
Female	-	-	0%	-	0%	-	-	0%	-	0%
Workers										
Permanent										
Male	312	-	100%	312	100%	43	-	0%	43	100%
Female	-	-	0%	-	0%	-	-	0%	-	0%
Other than Permanent										
Male	2032	1982	97.6%	50	2.4%	2116	2070	97.8%	46	2.2%
Female	147	147	100%	-	0%	147	147	100%	-	0%

3. Details of remuneration/salary/wages, in the following format:

Gender	Male		Female	
	Number	Median remuneration/ salary/ wages of respective category	Number	Median remuneration/ salary/ wages of respective category
Board of Directors (BOD)				
Key Managerial Personnel	03	8024295	1	976373
Employees other than BoD and KMP	502	412830	12	256602
Workers	312	749278		

4. Do you have a focal point (Individual/ Committee) responsible for addressing human rights impacts or issues caused or contributed to by the business

Yes. The Company has a dedicated Human Rights policy for addressing the grievances related to Human Rights issues. The employees can raise their complaints/grievances either to the HR or the Senior Management. The whistleblower is protected from any form of retaliation/reprisal in line with the Human Rights Policy. The Company constitutes a committee for investigation of such human rights issues/grievances and after complete evaluation ensures satisfactory closure of the reported issue in collaboration with the senior management.

5. Describe the internal mechanisms in place to redress grievances related to human rights issues.

Alicon Group recognises the importance of protection of human rights, and the Company is dedicated to upholding the human rights of its employees, communities, contractors, and suppliers in accordance with the International Bill of Human Rights, the International Labour Organization's (ILO) Declaration on Fundamental Principles and Rights at Work, and the United Nations Global Compact.

The Company has formulated a Human Rights Policy which works in conjunction with the Grievance Policy to ensure that grievances are addressed promptly and effectively.

The mechanism works by following the instructions outlined below:

The employees/ affiliates address their complaints or grievances or report instances to the Human Resource department/ Senior Management. No reprisal or retaliatory action is taken against any employee/ affiliate for raising concerns under this policy,

The Company periodically undertakes human rights due diligence process for management and oversight/monitoring of the policy and identify any shortcomings.

6. Number of Complaints on the following made by employees and workers:

	FY 2022-23 Current Financial Year			FY 2021-22 Previous Financial Year		
	Filed during the year	Pending resolution at the end of year	Remarks	Filed during the year	Pending resolution at the end of year	Remarks
Sexual Harassment	NA	NA	NA	NA	NA	NA
Discrimination at workplace	NA	NA	NA	NA	NA	NA
Child Labour	NA	NA	NA	NA	NA	NA
Forced Labour/ Involuntary Labour	NA	NA	NA	NA	NA	NA
Wages	NA	NA	NA	NA	NA	NA
Other human rights related issues	NA	NA	NA	NA	NA	NA

7. Mechanisms to prevent adverse consequences to the complainant in discrimination and harassment cases.

While addressing complaints through our grievance redressal mechanism, utmost care is exercised to ensure that the inquiry is conducted in a peaceful manner to prevent the emergence of distressing conditions. The entire procedure is carried out with a strong emphasis on maintaining strict confidentiality. Our Company adheres to a Grievance Policy that mandates all members of the Grievance Committee and individuals responsible for record keeping, as well as any personnel questioned regarding an issue, to uphold a continuous duty of confidentiality. All documents and information exchanged during the process are to be treated as confidential.

We have a zero-tolerance approach towards any form of harsh or disrespectful behaviour exhibited by participants or facilitators involved in the grievance proceedings. Such conduct is not tolerated under any circumstances. Any instance of such behaviour is considered a breach of the Organization's code of conduct, leading to appropriate disciplinary actions as outlined in our organizational policies.

8. Do human rights requirements form part of your business agreements and contracts?

Yes

Human rights requirements form part of Alicon Supplier Code of Conduct. Suppliers are urged to respect internationally recognized human rights standards and to work towards them in all business activities within their own sphere of influence. Any forced or compulsory labour is prohibited.

9. Assessments for the year:

	% of your plants and offices that were assessed (by entity or statutory authorities or third parties)
Child labour	NA
Forced/involuntary labour	NA
Sexual harassment	NA
Discrimination at workplace	NA
Wages	NA
Others – please specify	NA

10. Provide details of any corrective actions taken or underway to address significant risks / concerns arising from the assessments at Question 9 above.

Not Applicable

Leadership Indicators

1. Details of a business process being modified / introduced as a result of addressing human rights grievances/ complaints.

NIL

2. Details of the scope and coverage of any Human rights due-diligence conducted.

In the current scenario, human rights due diligence is integrated into their existing audit procedures. Nevertheless, they have not yet undertaken a distinct and focused human rights due diligence process. There are plans to address this specific aspect in the coming years.

3. Is the premise/office of the entity accessible to differently abled visitors, as per the requirements of the Rights of Persons with Disabilities Act, 2016?

Yes

4. Details on assessment of value chain partners:

	% of value chain partners (by value of business done with such partners) that were assessed
Sexual Harassment	NA
Discrimination at workplace	NA
Child Labour	NA
Forced Labour/Involuntary Labour	NA
Wages	NA
Others – please specify	NA

5. Provide details of any corrective actions taken or underway to address significant risks / concerns arising from the assessments at Question 4 above.

Not Applicable

PRINCIPLE 6: BUSINESSES SHOULD RESPECT AND MAKE EFFORTS TO PROTECT AND RESTORE THE ENVIRONMENT:**Essential Indicators****1. Details of total energy consumption (in Joules or multiples) and energy intensity, in the following format:**

Parameter	FY 2022-23	FY 2021-22
	Current Financial Year	Previous Financial Year
Total electricity consumption (A) MJ	234431632	190738087
Total fuel consumption (B)(FO, Diesel, LPG) MJ	220213136	168718292
Energy consumption through other sources (C) MJ (Renewal Energy Solar)	1544795	1943968
Total energy consumption (A+B+C) MJ	456189563	361400347
Energy intensity per rupee of turnover (Total energy consumption/turnover in rupees) on Sale	0.036	0.038

Note: Indicate if any independent assessment/ evaluation/assurance has been carried out by an external agency? (Y/N) If yes, name of the external agency.

2. Does the entity have any sites / facilities identified as designated consumers (DCs) under the Performance, Achieve and Trade (PAT) Scheme of the Government of India? (Y/N) If yes, disclose whether targets set under the PAT scheme have been achieved. In case targets have not been achieved, provide the remedial action taken, if any.

No

3. Provide details of the following disclosures related to water, in the following format:

Parameter	FY 2022-23	FY 2021-22
	Current Financial Year	Previous Financial Year
Water withdrawal by source (in kilolitres)		
(i) Surface water	-	-
(ii) Groundwater	3344	3648
(iii) Third party water	51452	55556
(iv) Seawater / desalinated water	-	-
(v) Others	-	-
Total volume of water withdrawal (in kilolitres) (i + ii + iii + iv + v)	54796	59204
Total volume of water consumption (in kilolitres)	54796	59204
Water intensity per rupee of turnover (Water consumed / turnover)	0.0000039	0.0000055

Note: Indicate if any independent assessment/ evaluation/assurance has been carried out by an external agency? (Y/N) If yes, name of the external agency.

4. Has the entity implemented a mechanism for Zero Liquid Discharge? If yes, provide details of its coverage and implementation.

No, at present the Company has not implemented any mechanism for Zero Liquid Discharge.

5. Please provide details of air emissions (other than GHG emissions) by the entity, in the following format:

Parameter	Please specify unit	FY 2022-23	FY 2021-22
		Current Financial Year	Previous Financial Year
NOx	Ug/m3	14.12	9.85
Sox	Ug/m3	10.1	12.4
Particulate matter (PM)	Ug/m3	48.76	50.2
Persistent organic pollutants (POP)	NA	NA	NA
Volatile organic compounds (VOC)	NA	NA	NA
Hazardous air pollutants (HAP)	NA	NA	NA
Others – please Specify	NA	NA	NA

Note: Indicate if any independent assessment/ evaluation/assurance has been carried out by an external agency? (Y/N) If yes, name of the external agency.

6. Provide details of greenhouse gas emissions (Scope 1 and Scope 2 emissions) & its intensity, in the following format:

Parameter	Unit	FY 2022-23	FY 2021-22
		Current Financial Year	Previous Financial Year
Total Scope 1 emissions (Break-up of the GHG into CO ₂ , CH ₄ , N ₂ O, HFCs, PFCs, SF ₆ , NF ₃ , if available)	Metric tonnes of CO ₂ equivalent	11861	12123
Total Scope 2 emissions (Break-up of the GHG into CO ₂ , CH ₄ , N ₂ O, HFCs, PFCs, SF ₆ , NF ₃ , if available)	Metric tonnes of CO ₂ equivalent	35115	38859
Total Scope 1 and Scope 2 emissions per rupee of turnover		0.0000033	0.0000047

Note: Indicate if any independent assessment/ evaluation/assurance has been carried out by an external agency? (Y/N) If yes, name of the external agency.

7. Does the entity have any project related to reducing Green House Gas emission? If Yes, then provide details.

Yes, At Alicon we have already commissioned Solar power plant by Group captive arrangement. We are further planning to increase use green energy.

8. Provide details related to waste management by the entity, in the following format:

Parameter	FY 2022-23	FY 2021-22
	Current Financial Year	Previous Financial Year
Total Waste generated (in metric tonnes)		
E-waste (A)	-	-
Bio-medical waste (B)	-	-
Construction and demolition waste (C)	-	-
Battery waste (D)	-	-
Radioactive waste (E)	-	-
Other Hazardous waste. Please specify, if any. (F)	-	-
5.1 - Spent/Used Oil	10.990 KL/A	12.78 KL/A
5.2 – Waste or residue containing oil	0.2 MTA	0.07 MTA
5.2 – Waste or residue containing oil	56 Nos/Annum	74 Nos/Annum
33.1 Empty Barrels/Containers (Paint tins/Cans)	10533 Nos/Annum	9975 Nos/Annum
35.3 Chemical sludge from waste water treatment	3.215 MTA	1.397 MTA

Parameter	FY 2022-23	FY 2021-22
	Current Financial Year	Previous Financial Year
21.1 Process waste, residue, Sludge (Paint Sludge)	87.200 MTA	55.98 MTA
Other Non-hazardous waste generated (G). Please specify, if any. (Break-up by composition i.e. by materials relevant to the sector)		
Aluminum Scrap	868.26 MTA	971.82 MTA
Aluminum Dross	524.47 MTA	473.28 MTA
MS Scrap	81.42 MTA	90.85 MTA
Garbage	258.88 MTA	198.52 MTA
Wooden Scrap	39.18 MTA	32.09 MTA
Used Sand	6985.70 MTA	7374.8 MTA
Plastic Scrap	8.995 MTA	9.16 MTA
For each category of waste generated, total waste recovered through recycling, re-using or other recovery operations (in metric tonnes)		
Category of waste		
(i) Recycled	-	-
(ii) Re-used	-	-
(iii) Other recovery operations	-	-
Total	-	-

Note: Indicate if any independent assessment/ evaluation/assurance has been carried out by an external agency? (Y/N) If yes, name of the external agency.

9. Briefly describe the waste management practices adopted in your establishments. Describe the strategy adopted by your company to reduce usage of hazardous and toxic chemicals in your products and processes and the practices adopted to manage such wastes.

Alicon demonstrates its commitment to responsible waste management through the recycling of waste products via authorized recycling partners. Moreover, across all pertinent plant sites, Alicon has established advanced Wastewater Treatment Plants (WWTPs), encompassing both Effluent Treatment Plants (ETPs) and Sewage Treatment Plants (STPs).

Furthermore, a central focus of Alicon's approach involves the conscious adoption of streamlined processes, innovative techniques, and advanced technologies that effectively curtail the generation of waste materials. By embracing these strategies, Alicon not only contributes to environmental preservation but also contributes to sustainable practices and circularity via waste reduction and resource optimization.

10. If the entity has operations/offices in/around ecologically sensitive areas (such as national parks, wildlife sanctuaries, biosphere reserves, wetlands, biodiversity hotspots, forests, coastal regulation zones etc.) where environmental approvals / clearances are required, please specify details in the following format:

S. No.	Location of operations/offices	Type of operations	Whether the conditions of environmental approval / clearance are being complied with? (Y/N) If no, the reasons thereof and corrective action taken, if any.
	NA	NA	NA

11. Details of environmental impact assessments of projects undertaken by the entity based on applicable laws, in the current financial year:

Not Applicable

12. Is the entity compliant with the applicable environmental law/ regulations/ guidelines in India; such as the Water (Prevention and Control of Pollution) Act, Air (Prevention and Control of Pollution) Act, Environment protection act and rules thereunder (Y/N). If not, provide details of all such non-compliances, in the following format:

Yes

Leadership Indicators

1. Provide the following details related to water discharged:

Parameter	FY 2022-23 Current Financial Year)	FY 2021-22 (Previous Financial Year)
Water discharge by destination and level of treatment (in kilolitres)		
(i) To Surface water		
- No treatment	-	-
- With treatment – please specify level of Treatment	78 KL	79KL
(ii) Sent to third-parties		
- No treatment	-	-
- With treatment – please specify level of Treatment	139KL	150KL
Total water discharged (in kilolitres)	78 KL	79 KL

Note: Indicate if any independent assessment/ evaluation/assurance has been carried out by an external agency? (Y/N) If yes, name of the external agency.

2. Water withdrawal, consumption and discharge in areas of water stress (in kilolitres):

Not Applicable, as none of the facilities fall under water stress areas.

3. Please provide details of total Scope 3 emissions & its intensity, in the following format:

The Company is currently not mapping its Scope 3 emissions, however shall plan to take up the same in the upcoming years.

Note: Indicate if any independent assessment/ evaluation/assurance has been carried out by an external agency? (Y/N) If yes, name of the external agency.

4. With respect to the ecologically sensitive areas reported at Question 10 of Essential Indicators above, provide details of significant direct & indirect impact of the entity on biodiversity in such areas along-with prevention and remediation activities. Not Applicable

5. If the entity has undertaken any specific initiatives or used innovative technology or solutions to improve resource efficiency, or reduce impact due to emissions / effluent discharge / waste generated, please provide details of the same as well as outcome of such initiatives, as per the following format:

Sr. No	Initiative undertaken	Details of the initiative (Web-link, if any, may be provided along-with summary)	Outcome of the initiative
1	Water Consumption reduction	Water consumption reduction 20% as per actual consumption (180CMD) reduced up to 144 CMD	20% reduction water consumption
2	Melting furnace: Change of fuel from LSHS to LPG	Out of 32 melting furnaces: 6 Melting furnaces converted into LPG fire melting furnaces. (which results into decrease of emission- CO2, NOx up to 20% approx..)	20% reduction emission like CO2, NOx.

6. Does the entity have a business continuity and disaster management plan? Give details in 100 words/ web link.

Alicon's management framework has a comprehensive emergency procedure designed to effectively manage and mitigate emergency situations, thereby reducing risks to both the environment and human well-being. The organization has proactively identified potential emergency scenarios and designated specific roles and responsibilities to ensure efficient handling of such incidents.

The commitment to readiness is evident through the regular execution of mock drills and the ongoing evaluation conducted by internal representatives. Additionally, external experts are engaged for audits and on-the-job training, which collectively strengthen the organization's preparedness for swift recovery and immediate response in times of crisis.

Alicon places a significant emphasis on ensuring the continuity of its core operations and supporting functions, including robust systems and IT infrastructure, as part of its continuity management strategy. This approach reinforces the organization's dedication to maintaining operational integrity even during challenging circumstances.

7. Disclose any significant adverse impact to the environment, arising from the value chain of the entity. What mitigation or adaptation measures have been taken by the entity in this regard.

There were no areas/materials in the value chain of the entity which have been identified as having significant adverse impact on the environment

8. Percentage of value chain partners (by value of business done with such partners) that were assessed for environmental impacts. 44%

PRINCIPLE 7 BUSINESSES, WHEN ENGAGING IN INFLUENCING PUBLIC AND REGULATORY POLICY, SHOULD DO SO IN A MANNER THAT IS RESPONSIBLE AND TRANSPARENT :

Essential Indicators

1. a. Number of affiliations with trade and industry chambers/ associations.

Three (3)

b. List the top 10 trade and industry chambers/ associations (determined based on the total members of such body) the entity is a member of/ affiliated to.

S. No.	Name of the trade and industry chambers/ associations	Reach of trade and industry chambers/ associations (State/National)
1	Maratha Chamber of Commerce	State
2	Chamber of Indian Industry	National
3	ACMA (Automotive Component Mfg. Association)	National

2. Provide details of corrective action taken or underway on any issues related to anti- competitive conduct by the entity, based on adverse orders from regulatory authorities.

Name of authority	Brief of the case	Corrective action taken
-------------------	-------------------	-------------------------

The Company has maintained a record of zero instances of engaging in anti-competitive behavior. Consequently, no corrective measures have been initiated or are currently in progress by regulatory authorities against the Company regarding any matters pertaining to anti-competitive conduct.

Leadership Indicators

1. Details of public policy positions advocated by the entity:

S. No.	Public policy advocated	Method resorted for such advocacy	Whether information available in public domain? (Yes/No)	Frequency of Review by Board (Annually/ Half yearly/ Quarterly / Others - please specify)	Web Link, if available
			None		

PRINCIPLE 8 BUSINESSES SHOULD PROMOTE INCLUSIVE GROWTH AND EQUITABLE DEVELOPMENT

Essential Indicators

1. Details of Social Impact Assessments (SIA) of projects undertaken by the entity based on applicable laws, in the current financial year. NA
2. Provide information on project(s) for which ongoing Rehabilitation and Resettlement (R&R) is being undertaken by your entity, in the following format: Nil
3. Describe the mechanisms to receive and redress grievances of the community.

A dedicated team at Alicon consistently oversees the CSR projects, maintaining ongoing engagement with the respective communities within the operational areas. Any grievances that may arise are promptly addressed and resolved by this team in accordance with a timely framework.

4. Percentage of input material (inputs to total inputs by value) sourced from suppliers:

Parameter	FY 2022-23 Current Financial Year)	FY 2021-22 (Previous Financial Year)
Directly sourced from MSMEs/ small producers	7.33%	6.25%
Sourced directly from within the district and neighboring districts	61.08%	63.07

Leadership Indicators

1. Provide details of actions taken to mitigate any negative social impacts identified in the Social Impact Assessments (Reference: Question 1 of Essential Indicators above): NA
2. Provide the following information on CSR projects undertaken by your entity in designated aspirational districts as identified by government bodies: NA. The company has not supported aspirational districts.
3. Details of beneficiaries of CSR projects :

S. No.	CSR Project	No. of persons benefitted from CSR Projects	% of beneficiaries from vulnerable and marginalized groups
1	Rocket Learning – Aurangabad dist. MH	3,522 Anganwadi workers 55,000 children	100%
2	Slam Out Loud – Pune city MH	900 children	100%
3	Labhya Foundation – Village Deepnagar and Hathnala UK	365 students 12 teachers	100%
4	Reap Benefit – Bengaluru city KA	900 adolescents	100%
5	Haqdarshak – Shirur dist. MH	2487 citizens	100%
6	Sai Krushna Charitable Trust – KA & AP	204 college students	100%
7	Saarathi Education – Village Gadkheda & Niryala HR	500 children 11 community facilitators	100%
8	MakerGhat – KA and AP	62607 students 1975 teachers	100%

PRINCIPLE 9 BUSINESSES SHOULD ENGAGE WITH AND PROVIDE VALUE TO THEIR CONSUMERS IN A RESPONSIBLE MANNER:

Essential Indicators

1. Describe the mechanisms in place to receive and respond to consumer complaints and feedback.

Alicon stands as a leading B2B enterprise, specializing in the provision of aluminium casting technology products tailored to meet the needs of major OEMs. The company places a strong emphasis on on-time delivery, ensuring that the specified quantities of products are provided in full accordance with the schedules communicated by its customers.

In the event of any concerns, customers are offered multiple avenues to voice their complaints. They can choose to communicate their grievances to the Company's representatives directly or opt to share them via email for a timely and effective resolution.

2. Turnover of products and/ services as a percentage of turnover from all products/service that carry information about:

As a percentage to total turnover	
Environmental and social parameters relevant to the product	-
Safe and responsible usage	-
Recycling and/or safe disposal	-

3. Number of consumer complaints in respect of the following:

	FY 2022-23 (Current Financial Year)		Remarks	FY 2021-22 (Previous Financial Year)		Remarks
	Received during the year	Pending resolution at end of year		Received during the year	Pending resolution at end of year	
	Data privacy	Nil		Nil	-	
Advertising	NA	NA	-	NA	NA	-
Cyber-security	Nil	Nil	-	Nil	Nil	-
Delivery of essential services	NA	NA	-	NA	NA	-
Restrictive Trade Practices	Nil	Nil	-	Nil	Nil	-
Unfair Trade Practices	Nil	Nil	-	Nil	Nil	-
Other	NA	NA	-	NA	NA	-

Leadership Indicators

1. Channels / platforms where information on products and services of the entity can be accessed (provide web link, if available).

All information can be accessed on the company's website <https://www.alicongroup.co.in/what-we-do/>

2. Steps taken to inform and educate consumers about safe and responsible usage of products and/or services.

The company's production is exclusively aligned with customer drawings and specifications, with a primary clientele comprising OEMs. Rigorous validation and extensive testing procedures are carried out to evaluate safety parameters and ensure compliance with regulations.

3. Mechanisms in place to inform consumers of any risk of disruption/discontinuation of essential services.

Not Applicable

4. Does the entity display product information on the product over and above what is mandated as per local laws? (Yes/No/Not Applicable) If yes, provide details in brief. Did your entity carry out any survey with regard to consumer satisfaction relating to the major products / services of the entity, significant locations of operation of the entity or the entity as a whole? (Yes/No) NA

5. Provide the following information relating to data breaches:

a. Number of instances of data breaches along-with impact Nil

b. Percentage of data breaches involving personally identifiable information of customers Nil

ANNEXURE IV

ALICON CASTALLOY LIMITED NOMINATION AND REMUNERATION POLICY

1. OBJECTIVE

The Nomination and Remuneration Committee and this Policy shall be in compliance with Section 178 of the Companies Act, 2013 read with relevant rules thereto and Clause 49 of the Listing Agreement. The Key Objectives of the Committee are:

- To guide the Board in relation to appointment and removal of Directors, Key Managerial Personnel and Senior Management.
- To evaluate the performance of the members of the Board and provide necessary report to the Board for further evaluation by the Board.
- To recommend the Board on remuneration payable to the Directors, Key Managerial Personnel and Senior Management.
- To retain, motivate and promote talent and to ensure long term sustainability of talented managerial persons and create competitive advantage.
- To devise a policy on Board diversity.
- To develop a succession plan for the Board and to regularly review the plan.

2. DEFINITIONS

- a) 'Act' means the Companies Act, 2013 as amended from time to time and the Rules made thereunder.
- b) 'Board' means Board of Directors of the Company.
- c) 'Directors' mean Directors of the Company.
- d) 'Key Managerial Personnel' means – (i) Chief Executive Officer or the Managing Director or Whole-time Director; (ii) Chief Financial Officer; (iii) Company Secretary; and (iii) such other officer as may be prescribed.
- e) 'Senior Management' means personnel of the company who are members of its core management team excluding the Board of Directors but including Functional Heads.

3. ROLE OF COMMITTEE

3.1 Matters to be dealt with, perused and recommended to the Board by the Nomination and Remuneration Committee –

3.1.1 Formulate the criteria for determining qualifications, positive attributes and independence of a director.

3.1.2 Identify persons who are qualified to become Director and persons, who may be appointed in Key Managerial and Senior Management positions in accordance with the criteria laid down in this policy.

3.1.3 Recommend to the Board, appointment and removal of Director, KMP and Senior Management Personnel.

3.2 Policy for appointment and removal of Director, KMP and Senior Management –

3.2.1 Appointment criteria and qualifications:

- a) The Committee shall identify and ascertain the integrity, qualification, expertise and experience of the person for appointment as Director, KMP or at Senior Management level and recommend to the Board his / her appointment.
- b) A person should possess adequate qualification, expertise and experience for the position he / she is considered for appointment. The Committee has discretion to decide whether qualification, expertise and experience possessed by a person is sufficient / satisfactory for the concerned position.
- c) The Company shall not appoint or continue the employment of any person as Whole-time Director or Managing Director, who has attained the age of seventy years; Provided that the term of the person holding this position may be extended beyond the age of seventy years with the approval of shareholders by passing a special resolution based on the explanatory statement annexed to the notice for such motion indicating the justification for extension of appointment beyond seventy years.

3.2.2 Term / Tenure

a) Managing Director/Whole-time Director:

The Company shall appoint or re-appoint any person as its Executive Chairman, Managing Director or Whole-time Director and designate them for a term not exceeding five years at a time. No re-appointment shall be made earlier than one year before the expiry of term.

b) Independent Director:

- An Independent Director shall hold office for a term up to five consecutive years on the Board of the Company and will be eligible

for re-appointment on passing of a special resolution by the Company and disclosure of such appointment in the Board's Report.

- No Independent Director shall hold office for more than two consecutive terms, but such Independent Director shall be eligible for appointment after expiry of three years of ceasing to become an Independent Director;

Provided that an Independent Director shall not, during the said period of three years, be appointed in or be associated with the Company in any other capacity, either directly or indirectly. However, if a person who has already served as an Independent Director for 5 years or more in the Company as on October 1, 2014 or such other date as may be determined by the Committee as per regulatory requirement; he/ she shall be eligible for appointment for one more term of 5 years only.

- At the time of appointment of Independent Director it should be ensured that number of Boards on which such Independent Director serves is restricted to seven listed companies as an Independent Director and three listed companies as an Independent Director in case such person is serving as a Whole-time Director of a listed company or such other number as may be prescribed under the Act.

3.2.3 Evaluation

The Committee shall carry out evaluation of performance of every Director, KMP and Senior Management Personnel at regular interval (yearly).

3.2.4 Removal

Due to reasons for any disqualification mentioned in the Act or under any other applicable Act, rules and regulations thereunder, the Committee may recommend, to the Board with reasons recorded in writing, removal of a Director, KMP or Senior Management Personnel, subject to the provisions and compliance of the said Act and rules made thereunder.

3.2.5 Retirement

The Director, KMP and Senior Management Personnel shall retire as per the applicable provisions of the Act and the prevailing policy of the Company. The Board will have the discretion to retain the Director, KMP, Senior Management Personnel in the same position/ remuneration or otherwise even after attaining the retirement age, for the benefit of the Company.

3.3 Policy relating to the Remuneration for the Whole-time Director, KMP and Senior Management Personnel

3.3.1 General

- a) The remuneration / compensation / commission etc. to the Managing Director, Whole-time Director, KMP and Senior Management Personnel will be determined by the Committee and recommended to the Board for approval. The remuneration / compensation / commission payable to Managing Director, Whole-time Director and Director shall be subject to the prior/post approval of the shareholders of the Company and Central Government, wherever required.
- b) The remuneration and commission to be paid to the Managing Director, Whole-time Director and Directors shall be in accordance with the conditions laid down in the Articles of Association of the Company and as per the provisions of the Act.
- c) Increments/revision to the existing remuneration/ compensation payable to Managing Director, Whole-time Director and Directors may be recommended by the Committee to the Board, which should be within the limits approved by the Shareholders.
- d) Where any insurance is taken by the Company on behalf of its Directors, Chief Executive Officer, Chief Financial Officer, the Company Secretary and any other employees for indemnifying them against any liability, the premium paid on such insurance shall not be treated as part of the remuneration payable to any such personnel; Provided that if such person is proved to be guilty, the premium paid on such insurance shall be treated as part of the remuneration.

3.3.2 Remuneration to Whole-time, Managing Director, Directors, KMP and Senior Management Personnel:

- a) Fixed pay:
The Whole-time Director/ KMP and Senior Management Personnel shall be eligible for a monthly remuneration as may be approved by the Board on the recommendation of the Committee. The breakup of the pay scale and quantum of perquisites including, employer's contribution to P.F, pension scheme, medical expenses, club fees etc. shall be decided and approved by the Board/ the Person authorized by the Board on the recommendation of the Committee and approved by the shareholders and Central Government, wherever required.
- b) Minimum Remuneration:
If, in any financial year, the Company has no profits or its profits are inadequate, the Company shall pay remuneration to its Managing Director

and Whole-time Director in accordance with the provisions of Schedule V of the Act and if it is not able to comply with such provisions, with the previous approval of the Central Government.

c) Provisions for excess remuneration:

If Managing Director and/or Whole-time Director draws or receives, directly or indirectly by way of remuneration any such sums in excess of the limits prescribed under the Act or without the prior sanction of the Central Government, where required, he / she shall refund such sums to the Company and until such sum is refunded, hold it in trust for the Company. The Company shall not waive recovery of such sum refundable to it unless permitted by the Central Government.

3.3.3 Remuneration to Non- Executive / Independent Director:

a) Remuneration / Commission:

The remuneration / commission shall be fixed as per the slabs and conditions mentioned in the Articles of Association of the Company and the Act.

b) Sitting Fees:

The Non- Executive / Independent Director may receive remuneration by way of fees for attending meetings of Board or Committee thereof; Provided that the amount of such fees shall not exceed ₹1,00,000/- per meeting of the Board or Committee or such amount as may be prescribed by the Central Government from time to time.

c) Commission:

Commission may be paid within the monetary limit approved by shareholders, subject to the limit not exceeding 1% of the profits of the Company computed as per the applicable provisions of the Act.

d) Stock Options:

An Independent Director shall not be entitled to any stock option of the Company.

4. MEMBERSHIP

4.1 The Committee shall consist of a minimum three (3) non-executive directors, majority of them being independent.

4.2 Minimum two (2) members shall constitute a quorum for the Committee meeting.

4.3 Membership of the Committee shall be disclosed in the Annual Report.

4.4 Term of the Committee shall be continued unless terminated by the Board of Directors.

5. CHAIRPERSON

5.1 Chairperson of the Committee shall be an Independent Director.

5.2 Chairperson of the Company may be appointed as a member of the Committee but shall not be a Chairman of the Committee.

5.3 In the absence of the Chairperson, the members of the Committee present at the meeting shall choose one amongst them to act as Chairperson.

5.4 Chairman of the Nomination and Remuneration Committee meeting could be present at the Annual General Meeting or may nominate some other member to answer the shareholders' queries.

6. FREQUENCY OF MEETINGS

The meeting of the Committee shall be held at such regular intervals as may be required.

7. COMMITTEE MEMBERS' INTERESTS

7.1 A member of the Committee is not entitled to be present when his or her own remuneration is discussed at a meeting or when his or her performance is being evaluated.

7.2 The Committee may invite such executives, as it considers appropriate, to be present at the meetings of the Committee.

8. DUTIES OF COMMITTEE

A) The duties of the Committee in relation to nomination matters shall include:

8.1 Ensuring that there is an appropriate induction in place for new Directors and members of Senior Management and reviewing its effectiveness;

8.2 Ensuring that on appointment to the Board, Non-Executive Directors receive a formal letter of appointment;

8.3 Identifying and recommending Directors, who are to be put forward for retirement by rotation.

8.4 Determining the appropriate size, diversity and composition of the Board;

8.5 Setting a formal and transparent procedure for selecting new Directors for appointment to the Board;

8.6 Developing a succession plan for the Board and Senior Management and regularly reviewing the plan;

- 8.7 Evaluating the performance of the Board members and Senior Management in the context of the Company's performance from business and compliance perspective;
 - 8.8 Making recommendations to the Board concerning any matters relating to the continuation in office of any Director at any time including the suspension or termination of service of an Executive Director as an employee of the Company subject to the provision of the law and their service contract.
 - 8.9 Delegating any of its powers to one or more of its members or the Secretary of the Committee;
 - 8.10 Recommend any necessary changes to the Board; and
 - 8.11 Considering any other matters, as may be requested by the Board.
- B) The duties of the Committee in relation to remuneration matters shall include:
- 8.12 To consider and determine the Remuneration Policy, based on the performance and also bearing in mind that the remuneration is

reasonable and sufficient to attract, retain and motivate members of the Board and such other factors as the Committee shall deem appropriate all elements of the remuneration of the members of the Board.

- 8.13 To approve the remuneration of the Senior Management including key managerial personnel of the Company, maintaining a balance between fixed and incentive pay reflecting short and long term performance objectives appropriate to the working of the Company.

- 8.14 To delegate any of its powers to one or more member(s) of the Committee.

9. MINUTES OF COMMITTEE MEETING

Proceedings of all meetings shall be minuted and signed by the Chairman of the Committee at the subsequent meeting. Minutes of the Committee meetings will be tabled at the subsequent Board and Committee meeting.

This Policy has been adopted by the Board of Directors of the Company at its meeting held on **October 31, 2014**.

ANNEXURE V

STATEMENT OF DISCLOSURE OF REMUNERATION PURSUANT TO SECTION 197 OF THE COMPANIES ACT, 2013 READ WITH RULE 5(1) OF COMPANIES (APPOINTMENT AND REMUNERATION OF MANAGERIAL PERSONNEL) RULES, 2014

A. Statement of Disclosure of Remuneration pursuant to Section 197 of the Companies Act, 2013 read with Rule 5(1) of Companies (Appointment and Remuneration of Managerial Personnel) Rules, 2014

Sr. No.	Name of Directors & Key Managerial Personnel	Designation	Ratio of Remuneration to Median Remuneration of all employees
1	Mr. Shailendrajit Rai	Managing Director	12.20

B. The percentage increase in Remuneration of Managing Director, Chief Executive Officer, Chief Financial Officer and Company Secretary during the Financial Year 2022-23 :

Sr. No.	Name of Directors & Key Managerial Personnel	Designation	% increase in Remuneration during the Financial Year 2022-23
1	Mr. Shailendrajit Rai	Managing Director	23%
2	Mr. Rajeev Sikand	Chief Executive Officer	-33%
3	Mr. Vimal Gupta	Chief Financial Officer	-74%
4	Mrs. Veena Vaidya	Company Secretary	Not Applicable

Note : The decline as shown above for remuneration of CEO and CFO is mainly on account of employee stock option, which was there in FY 2021-22 but not in FY 2022-23

C. The percentage increase in the median remuneration of Employees for the Financial Year 2022-23 was **8.20%**.

D. The number of Permanent Employees on the rolls of the Company as on March 31, 2023 was **830**.

E. Affirmation that the remuneration is as per the Remuneration Policy of the Company:

It is hereby confirmed that the remuneration is as per the Remuneration Policy of the Company.

ANNEXURE VI

Secretarial Audit Report

FOR THE FINANCIAL YEAR ENDED March 31, 2023

[Pursuant to section 204(1) of the Companies Act, 2013 and rule no.9 of the Companies (Appointment and Remuneration Personnel) Rules, 2014]

To,
The Members,
Alicon Castalloy Limited,

I have conducted the Secretarial Audit of the compliance of applicable statutory provisions and the adherence to good corporate practices by Alicon Castalloy Limited (hereinafter called 'the Company'). Secretarial Audit was conducted in a manner that provided me a reasonable basis for evaluating the corporate conducts/statutory compliances and expressing my opinion thereon.

Based on my verification of the Company's books, papers, minute books, forms and returns filed and other records maintained by the Company and also the information provided by the Company, its officers, agents and authorized representatives during the conduct of secretarial audit, I hereby report that in my opinion, the Company has during the audit period covering the financial year ended on 31st March, 2023 complied with the statutory provisions listed hereunder and also that the Company has proper Board process and compliance mechanism in place to the extent, in the manner and subject to the reporting made hereinafter.

I have examined the books, papers, minute books, forms and returns filed and other records maintained by the Alicon Castalloy Limited for the financial year ended on 31st March, 2023 according to the provisions of:

- (i) The Companies Act, 2013 (the Act) and the rules made thereunder;
- (ii) The Securities Contracts (Regulation) Act, 1956 ('SCRA') and the rules made thereunder;
- (iii) The Depositories Act, 1996 and the Regulations and Bye laws framed thereunder;
- (iv) Foreign Exchange Management Act, 1999 and the rules and regulations made thereunder to the extent of Foreign Direct Investment, Overseas Direct Investment and External Commercial borrowing – as confirmed by the management, the Company does not have any External Commercial Borrowing;
- (v) The following Regulations and Guidelines prescribed under the Securities and Exchange Board of India Act, 1992 ('SEBI Act') :-
 - a) The Securities and Exchange Board of India (Substantial Acquisition of Shares and Takeovers) Regulations, 2011;
 - b) Securities and Exchange Board of India (Listing Obligations and Disclosure Requirements) Regulations, 2015;
 - c) The Securities and Exchange Board of India (Prohibition of Insider Trading) Regulations, 2015.
 - d) The Securities and Exchange Board of India (Share Based Employee Benefits and Sweat Equity) Regulations, 2021

I report that during the year under review there was no action/event in pursuance of –

- a) The Securities and Exchange Board of India (Delisting of Equity Shares) Regulations, 2021;
 - b) The Securities and Exchange Board of India (Buy-back of Securities) Regulations, 2018;
 - c) The Securities and Exchange Board of India (Issue of Capital and Disclosure Requirements) Regulations, 2018;
 - d) The Securities and Exchange Board of India (Issue and Listing of Non-Convertible Securities) Regulations, 2021; and
 - e) The Securities and Exchange Board of India (Registrar to an Issue and Share Transfer Agents) Regulations, 1993 regarding the Companies Act and dealing with the client.
- (vi) The Acts / Guidelines specifically applicable to the Company: The management has confirmed that there is no specific law as identified and applicable to the Company.

I have also examined compliance with the applicable clauses of the following:

- a) Secretarial Standards with regard to Meeting of the Board of Directors (SS-1) and General Meetings (SS-2) issued by the Institute of the Company Secretaries of India; and

During the period under review the Company has complied with the provisions of the Act, Rules Regulations, Guidelines, Standards, etc. mentioned above subject to the following observations:

- There was a marginal delay in sending Agenda Notes to Directors in case of Board Meeting and Members of the Committee in case of Committee Meetings as required under SS-2.

I further report that –

- The Board of Directors of the Company is duly constituted with proper balance of Executive Directors, Non-Executive Directors and Independent Directors. There was no change in the composition of the Board of Directors during the year under review.
- Adequate notice is given to all directors to schedule the Board Meetings, agenda and detailed proposal on agenda were sent in advance duly complying with the time limits specified except in some cases and a system exists for seeking and obtaining further information and clarifications on the agenda items before the meeting and for meaningful participation at the meeting.
- As per the minutes of the meeting duly recorded and signed by the chairperson, the decisions of the Board were unanimous and no dissenting views have been recorded.

I further report that based on the information provided by the Company, its officers and authorised representatives during the conduct of the audit and also on the review of quarterly compliance reports, taken on record by the Board of Directors of the Company, in my opinion adequate systems and processes and control mechanism exists commensurate with the size and operation of the Company to monitor and ensure compliance with applicable general laws, rules, regulations and guidelines.

I further report that the compliance by the Company of applicable financial laws like direct and indirect tax laws has not been reviewed in this audit since the same has been subject to review by statutory financial auditors and other designated professionals.

I further report that during the audit period, there was no specific event/action in pursuance of the laws, rules, regulations, standard and guidelines, etc. referred to above, having major bearing on the Company's affairs.

(U.C. SHUKLA)
COMPANY SECRETARY
FCS: 2727/CP: 1654

UDIN: F002727E000791108
Peer Review Certificate No. 1882/2022

Place: Mumbai
Date: August 11, 2023

Note: This report is to be read with my letter of even date which is annexed as 'ANNEXURE A' and forms an integral part of this report.

ANNEXURE A

To,
The Members,
Alicon Castalloy Limited,

My report of even date is to be read with this letter.

1. Maintenance of secretarial record is the responsibility of the management of the Company. My responsibility is to express an opinion on these secretarial records based on my audit.
2. I have followed the audit practices and processes as were appropriate to obtain reasonable assurance about the correctness of the contents of the secretarial records. The verification was done on the test basis to ensure that correct facts are reflected in secretarial records. I believe that the process and practices, I followed, provide reasonable basis for my opinion.
3. I have not verified the correctness and appropriateness of financial records and books of accounts of the Company.
4. Wherever required, I have obtained the management representation about the compliance of the laws, rules and regulations and happening of events etc.
5. The compliance of the provisions of corporate and other applicable laws, rules, regulations and standards is the responsibility of the management. My examination was limited to the verification of procedure on test basis.
6. The secretarial audit report is neither an assurance as to future viability of the Company nor of the efficacy or effectiveness with which the management has conducted the affairs of the Company.

(U.C. SHUKLA)
COMPANY SECRETARY
FCS: 2727/CP: 1654

Place: Mumbai
Date: August 11, 2023

ANNEXURE VII

ANNUAL REPORT ON CSR ACTIVITIES OF THE COMPANY

Alicon Castalloy Limited has embraced Corporate Social Responsibility with great fervour. The Company is carrying out its CSR activities through its Implementing Partner- Bansuri Foundation(“BF”). Bansuri Foundation has been consistently endeavouring to channelize funds into two key areas viz., Education and Community development that could truly catalyse and sustain a meaningful change in the country.

1. Brief outline on CSR Policy of the Company :

The contents of the CSR policy of the Company are as below:

- CSR vision statement
- CSR core areas
- CSR guiding values
- CSR culture
- CSR governance
- ACL CSR spends
- Implementing Agency/ Partners Strategy

2. Composition of CSR Committee*:

Sl. No.	Name of Director	Designation /Nature of Directorship	Number of meetings of CSR Committee held during the year	Number of meetings of CSR Committee attended during the year
1	Mr. Vinay Panjabi	Chairman (Non-Executive Independent Director)	2	2
2	Mrs. Pamela Rai	Member (Non –Executive Director)	2	2
3	Mrs. Veena Mankar	Member(Non-Executive Independent Director)	2	2

3. Provide the web-link where Composition of CSR committee, CSR Policy are disclosed on the website of the company: <https://www.alicongroup.co.in/wp-content/uploads/2020/07/CSR-Policy-Alicon.pdf>

4. Provide the details of Impact assessment of CSR projects carried out in pursuance of sub-rule (3) of rule 8 of the Companies (Corporate Social responsibility Policy) Rules, 2014, if applicable: Not Applicable

5. Details of the amount available for set off in pursuance of sub-rule (3) of rule 7 of the Companies (Corporate Social responsibility Policy) Rules, 2014 and amount required for set off for the Financial Year, if any: Nil

Sl. No.	Financial Year	Amount available for set-off from preceding Financial Years (in ₹)	Amount required to be set-off for the Financial Year, if any (in ₹)
1	2021-22	NIL	NIL
2	2020-21	NIL	NIL
3	2019-20	NIL	NIL

6. Average Net Profit of the Company as per Section 135(5) of the Act: ₹ 1068.45 lacs

7. a. Two percent of average net profit of the Company as per Section 135(5) of the Act for the Financial Year 2022-23: ₹ 21.37 Lacs
- b. Surplus arising out of the CSR projects or programmes or activities of the previous financial years: - NIL
- c. Amount required to be set off for the Financial Year, if any: - NIL
- d. Total CSR obligation for the Financial Year (a+b-c): ₹ 21.37 Lacs

8. (a) CSR amount spent or unspent for the financial year:

Total Amount Spent for the Financial Year	Amount Unspent (in ₹)				
	Total Amount transferred to Unspent CSR Account as per section 135(6)		Amount transferred to any fund specified under Schedule VII as per second proviso to section 135(5)		
	Amount.	Date of transfer.	Name of the Fund	Amount.	Date of transfer.
Financial Year – 2022-23 – ₹ 31.47 lacs * (refer Annexure A for details)	NA	NA	NA	NA	NA

*The CSR Obligation for FY 2022-23 was ₹ 21.37 lacs. However, the Board had approved CSR budget of ₹ 37 lacs. The Company had disbursed ₹ 37 lacs to Implementing Partner, BF for meeting its CSR obligations. Out of the said ₹ 37 lacs, ₹ 31.47 lacs has been spent by BF in FY 2022-23 and balance of ₹ 5.53 lacs is lying with BF for on-going CSR projects.

(b) Details of CSR amount spent against ongoing projects for the financial year:

(1)	(2)	(3)	(4)	(5)	(6)	(7)	(8)	(9)	(10)
Sl. No.	Name of the Project	Item from the list of activities in schedule VII to the Act	Local area (Yes/No).	Location of the project. State District	Amount Committed to Disburse	Amount spent for the project	Amount lying with implementing agency pending for disbursement**	Mode of implementation - Direct (Yes/No)	Mode of implementation - Through implementing agency. Name CSR Registration number
1.	MakerGhat	Education	No	Andhra Pradesh and Karnataka	10.50	9.50	0.99	No	
2.	Saarhi Foundation	Education	No	Faridabad, Haryana	10.55	9.54	1.00	No	
3.	Foundation of Arts for Social Change in India (Slam Out Loud)	Education	Yes	Pune, Maharashtra	11.55	10.50	1.05	No	
4.	Korou Education Foundation	Education	No	Manipur	2.62	0.00	2.62	No	Bansuri Foundation CSR00005058
5.	Bansuri Foundation	Project Evaluation and Mmonitoring	NA	NA	1.78	1.92	-0.14	NA	
Total					37.00	31.47	5.53		

(c) Details of CSR amount spent against other than ongoing projects for the financial year: NIL

(d) Amount spent in Administrative Overheads: NIL

(e) Amount spent on Impact Assessment, if applicable: NA

(f) Total amount spent for the Financial Year: (b+c+d+e) = ₹ 31.47 Lacs

(g) Excess amount for set off, if any:

Sl. No.	Particular	Amount
(i)	Two percent of average net profit of the company as per section 135(5)	21.37
(ii)	Total amount spent for the Financial Year	31.47
(iii)	Amount Allocated for the Financial Year	37.00
(iv)	Excess amount to be spent for the financial year [(iii) -(ii)]	5.53
(v)	Surplus arising out of the CSR projects or programmes or activities of the previous financial years, if any	-
(vi)	Amount available for set off in succeeding financial years [(iv)-(v)]	5.53

9. (a) Details of Unspent CSR amount for the preceding three financial years :

(₹ in Lacs)

Sl. No.	Preceding Financial Year.	Amount transferred to Unspent CSR Account under section 135 (6)	Amount spent in the reporting Financial Year	Amount transferred to any fund specified under Schedule VII as per section 135(6), if any.			Amount remaining to be spent in succeeding financial years
				Name of the Fund	Amount	Date of transfer	
1.	2022-23	-	42.55	-	-	-	-
2.	2021-22 (₹ 42.55 lacs)	42.55	73.94	-	-	-	-
3.	2020-21 (₹ 73.94 lacs)	NA	4.83	-	-	-	-
4.	2019-20 (₹ 4.83 lacs)	NA	-	-	-	-	-

(b) Details of CSR amount spent in the financial year for ongoing projects of the preceding financial year(s):

(1)	(2)	(3)	(4)	(5)	(6)	(7)	(8)	(9)
Sl. No.	Project ID.	Name of the Project.	Financial Year in which the project was commenced.	Project duration.	Total amount allocated for the project	Amount spent on the project in the reporting Financial Year	Cumulative amount spent at the end of reporting Financial Year	Status of the project - Completed / Ongoing.
1	Ekho Foundaton	Education	FY 2021-22	1-2 years	10.50	8.20	10.70	Completed
2	Labhya Foundation	Education	FY 2021-22	1-2 years	10.50	8.02	10.52	Completed
3	Reap Benefit Foundation	Education	FY 2021-22	1-2 years	10.82	7.94	10.52	Completed
4	Shree Krushna Charitable Trust (3H Catalyst)	Education	FY 2021-22	1-2 years	11.00	7.95	10.45	Completed
5	Haqdarshak	Community Development	FY 2021-22	1-2 years	12.88	9.50	12.56	Completed
6	Bansuri Foundation	Monitoring and Evaluation	FY 2021-22	NA	4.61	1.10	5.71	Completed
Total					61.30	42.73	60.48*	

*Total expenses is more than the funds allocated for the Project to its Implementing Partner, BF. The amount of Rs. 0.18 lacs (approx..) has been spent by BF out of the surplus generated on account of interest income in it's bank account.

10. In case of creation or acquisition of capital asset, furnish the details relating to the asset so created or acquired through CSR spent in the Financial Year: NA
11. Specify the reason(s), if the company has failed to spend two per cent of the average net profit as per section 135(5) : NA
12. The CSR Committee affirms that the implementation and monitoring of the CSR Policy, is in compliance with the company's CSR vision & goals.
13. Additional Information:

Details of beneficiaries of CSR projects:

S. No.	CSR Project	No. of persons benefitted from CSR Projects	% of beneficiaries from vulnerable and marginalized groups
1	Rocket Learning – Aurangabad dist. MH	3,522 Anganwadi workers 55,000 children	100%
2	Slam Out Loud – Pune city MH	900 children	100%
3	Labhya Foundation – Village Deepnagar and Hathnala UK	365 students 12 teachers	100%
4	Reap Benefit – Bengaluru city KA	900 adolescents	100%
5	Haqdarshak – Shirur dist. MH	2487 citizens	100%
6	Sai Krushna Charitable Trust – KA & AP	204 college students	100%
7	Saarthi Education – Village Gadkheda & Niryala HR	500 children 11 community facilitators	100%
8	MakerGhat – KA and AP	62607 students 1975 teachers	100%

- The Companies Act, 2013 specifies that the Company has an option to implement its CSR activities through an independently registered non-profit organization, that has a record of at least three years in similar such related activities, ACL has made the choice to continue social initiatives through its implementing partner, Bansuri Foundation (BF).
- Bansuri Foundation was established in 2006 as a charitable non-profit organisation. Besides being a grant making organisation, it offers a unique blend of developmental and business expertise in the projects, that brings developmental and management expertise to partner organisations, supporting them to improve their models and efficiency, leading to better social impact. Bansuri is inspired by Tagore 's vision for India, in his poem... "where the mind is without fear "

Shailendrajit Rai
Managing Director
DIN: 00050950

Vinay Panjabi
Chairman of the CSR Committee
DIN: 00053380

Vimal Gupta
Chief Finance Officer

Place: Pune
Date: July 25, 2023

ANNEXURE VIII

INFORMATION AS REQUIRED TO BE GIVEN UNDER SECTION 134(3)(M) OF THE COMPANIES ACT, 2013 READ WITH RULE 8(3) OF THE COMPANIES (ACCOUNTS) RULES, 2014.

[A] CONSERVATION OF ENERGY:

As a part of energy conservation, various avenues are being explored at periodic intervals and after careful analysis and planning; measures are being initiated to minimize the consumption of energy by optimum utilization of energy consuming equipment. During the year under review, the following measures were initiated for conservation and optimize utilization of energy.

(i) Steps taken and impact on conservation of energy:

- Replacement of old holding furnace with energy efficient lining furnace to reduce the heat losses
- Installation of VFDs (Variable Frequency Drive) to reduce consumption of electricity
- Separate lines installed for compressed air based on requirement and application of the machines
- Connected with ring feeder for electricity supply to reduce usage of DG in case of electricity line failure
- Replacement of old holding furnace with energy efficiency lining furnace to reduce the heat losses
- Reuse of heated water for low heat requirement machines and applications

(ii) Steps taken by the Company for utilizing alternate sources of energy:

- Converted Pneumatic clamping to Hydraulic Clamping in machines

(iii) Capital investment on energy conservation equipment:

- Installation of new energy efficient holding and melting furnaces
- Installation of group captive solar power project

[B] TECHNOLOGY ABSORPTION:

(i) Efforts made towards technology absorption:

- Pipe based cooling solutions for EV parts where thermal management is required
- Bend checking and band removal system for longer size and thin products

(ii) Benefits derived like product improvement, cost reduction, product development or import substitution:

- Developed low cost sand for core making instead of high cost sand
- Down sizing of process by adopting low cost machine process instead of high cost machine
- Low cost automation of material handling to reduce extra head count
- Early detection of defects at casting stage resulting reduction in machining cost due to rejection
- Improve quality of product with meeting customer norms
- Reengineering of Packaging design to reduce the cost
- Reuse of durable packaging material instead of one time use material

(iii) Information regarding technology imported during the last three years:

- No technology is imported

(iv) Expenditure incurred on Research and Development:

Particulars	(₹ in Lacs)	
	2022-23	2021-22
Capital	863.97	674.12
Recurring	-	-
Total	863.97	674.12

[C] FOREIGN EXCHANGE EARNINGS AND OUTGO

Particulars	(₹ in Lacs)	
	2022-23	2021-22
Foreign Exchange earned	15,491.39	10,612.74
Foreign Exchange saved/deemed exports	-	-
Total	15,491.39	10,612.74
Foreign Exchange used	3,411.00	2,770.17

Independent Auditors' Report on the Audit of the Standalone Financial Statements

To the Members of
Alicon Castalloy Limited

OPINION

We have audited the accompanying standalone financial statements of Alicon Castalloy Limited ("the Company"), which comprise the Balance Sheet as at March 31, 2023, the Statement of Profit and Loss (including Other Comprehensive Income), the Statement of Changes in Equity and the Statement of Cash Flows for the year ended on that date, and a summary of the significant accounting policies and other explanatory information (hereinafter referred to as "the financial statements").

In our opinion and to the best of our information and according to the explanations given to us, the aforesaid financial statements give the information required by the Companies Act, 2013 ("the Act") in the manner so required and give a true and fair view in conformity with the Indian Accounting Standards prescribed under section 133 of the Act read with the Companies (Indian Accounting Standards) Rules, 2015, as amended, ("Ind AS") and other accounting principles generally accepted in India, of the state of affairs of the Company as at March 31, 2023, the profit and total comprehensive income, changes in equity and its cash flows for the year ended on that date.

BASIS FOR OPINION

We conducted our audit of the financial statements in accordance with the Standards on Auditing (SAs) specified under section 143(10) of the Act. Our responsibilities under those Standards are further described in the Auditor's Responsibilities for the Audit of the standalone Financial Statements section of our report. We are independent of the Company in accordance with the Code of Ethics issued by the Institute of Chartered Accountants of India (ICAI) together with the independence requirements that are relevant to our audit of the standalone financial statements under the provisions of the Act and the Rules made thereunder, and we have fulfilled our other ethical responsibilities in accordance with these requirements and the ICAI's Code of Ethics. We believe that the audit evidence we have obtained is sufficient and appropriate to provide a basis for our audit opinion on the financial statements.

KEY AUDIT MATTERS

Key audit matters are those matters that, in our professional judgment, were of most significance in our audit of the financial statements of the current period. These matters were addressed in the context of our audit of the financial statements as a whole, and in forming our opinion thereon, we do not provide a separate opinion on these matters. We have determined the matters described below to be the key audit matters to be communicated in our report.

Sr. No.	Key Audit Matter	How our audit addressed the key audit matter
1.	Property Plant and Equipment <p>Valuation and existence of property, plant and equipment including assessment of useful lives and residual values Property, plant and equipment represents a significant proportion of the Company's asset base. The estimates and assumptions made to determine the carrying amounts, including whether and when to capitalise or expense certain costs, and the determination of depreciation charges are material to the Company's financial position and performance. The charges in respect of periodic depreciation are derived after estimating an asset's expected useful life and the expected residual value. Changes to asset's carrying amounts, expected useful lives or residual value could result in a material impact on the financial statements and hence considered as key audit matter.</p>	<p>Our audit approach consisted evaluation of design and implementation of controls, and testing the operating effectiveness of the internal controls over valuation of property, plant and equipment and review of useful lives; Periodic physical verification of property, plant and equipment:</p> <ul style="list-style-type: none"> Review of CAPEX business process, flow of documents/information and their control's effectiveness Substantive Tests on random sampling for all the major additions, deletions to the assets by applying all the characteristics of capital expenditure, proper classification of the same, with reference to the company's policy and accounting standards We performed substantive testing for the determination of assets' useful lives and residual values with reference to management's judgments, including the appropriateness of past / existing asset lives and residual values applied in the calculation of depreciation. We also obtain certificates relating to useful lives of assets where, required. We have reviewed the policy and the procedure of physical verification of PPE.

Sr. No.	Key Audit Matter	How our audit addressed the key audit matter
2.	Contingent Liability	<ul style="list-style-type: none"> • As a result of the above procedures, we did not identify any exceptions in relation to the Valuation and existence of property, plant and equipment including assessment of useful lives and residual values which will affect our opinion. <p>Our procedures included, but were not limited to, the following:</p> <ul style="list-style-type: none"> • Obtained an understanding from the management with respect to process and controls followed by the Company for identification and monitoring of significant developments in relation to the litigations, including completeness thereof. • Obtained the list of litigations from the management and reviewed their assessment of the likelihood of outflow of economic resources being probable, possible or remote in respect of the litigations. • Assessed management's discussions held with their legal consultants and understanding precedents in similar cases; • Obtained and evaluated the management's representation from the company's internal dedicated team and consultant opinion wherever required representing the Company before the various authorities. Assessed and validated the adequacy and appropriateness of the disclosures made by the management in the financial statements.

INFORMATION OTHER THAN THE FINANCIAL STATEMENTS AND AUDITOR'S REPORT THEREON

The Company's Board of Directors is responsible for the preparation of the other information. The other information comprises the Management Discussion and Analysis, Board's Report including Annexures to Board's Report, Corporate Governance and Shareholder's Information but does not include the financial statements and our auditor's report thereon.

Our opinion on the standalone financial statements does not cover the other information and we do not express any form of assurance conclusion thereon.

In connection with our audit of the standalone financial statements, our responsibility is to read the other information and, in doing so, consider whether the other information is materially inconsistent with the standalone financial statements or our knowledge obtained during the course of our audit or otherwise appears to be materially misstated.

If, based on the work we have performed, we conclude that there is material misstatement of this other information, we are required to report the fact. We have nothing to report in this regard.

RESPONSIBILITIES OF MANAGEMENT AND THOSE CHARGED WITH GOVERNANCE FOR THE STANDALONE FINANCIAL STATEMENTS

The Company's Board of Directors is responsible for the matters stated in section 134(5) of the Act with respect to the preparation of these standalone financial statements that give a true and fair view of the financial position, financial performance, total comprehensive income, changes in equity and cash flows of the Company in accordance with the Ind AS and other accounting principles generally accepted in India. This responsibility also includes maintenance of adequate accounting records in accordance with the provisions of the Act for safeguarding the assets of the Company and for preventing and detecting frauds and other irregularities; selection and application of appropriate accounting policies; making judgments and estimates that are reasonable and prudent; and design, implementation and maintenance of adequate internal financial controls, that were operating effectively for ensuring the accuracy and completeness of the accounting records, relevant to the preparation and presentation of the standalone financial statements that give a true and fair view and are free from material misstatement, whether due to fraud or error.

In preparing the standalone financial statements, management is responsible for assessing the Company's

ability to continue as a going concern, disclosing, as applicable, matters related to going concern and using the going concern basis of accounting unless management either intends to liquidate the Company or to cease operations, or has no realistic alternative but to do so.

The Board of Directors are responsible for overseeing the Company's financial reporting process.

AUDITOR'S RESPONSIBILITIES FOR THE AUDIT OF THE STANDALONE FINANCIAL STATEMENTS

Our objectives are to obtain reasonable assurance about whether the standalone financial statements as a whole are free from material misstatement, whether due to fraud or error, and to issue an auditor's report that includes our opinion. Reasonable assurance is a high level of assurance, but is not a guarantee that an audit conducted in accordance with SAs will always detect a material misstatement when it exists. Misstatements can arise from fraud or error and are considered material if, individually or in the aggregate, they could reasonably be expected to influence the economic decisions of users taken on the basis of these financial statements.

As part of an audit in accordance with SAs, we exercise professional judgment and maintain professional skepticism throughout the audit. We also:

- Identify and assess the risks of material misstatement of the financial statements, whether due to fraud or error, design and perform audit procedures responsive to those risks, and obtain audit evidence that is sufficient and appropriate to provide a basis for our opinion. The risk of not detecting a material misstatement resulting from fraud is higher than for one resulting from error, as fraud may involve collusion, forgery, intentional omissions, misrepresentations, or the override of internal control.
- Obtain an understanding of internal financial controls relevant to the audit in order to design audit procedures that are appropriate in the circumstances. Under section 143(3)(i) of the Act, we are also responsible for expressing our opinion on whether the Company has adequate internal financial controls system in place and the operating effectiveness of such controls.
- Evaluate the appropriateness of accounting policies used and the reasonableness of accounting estimates and related disclosures made by management.
- Conclude on the appropriateness of management's use of the going concern basis of accounting and, based on the audit evidence obtained, whether a material uncertainty exists related to events or conditions that may cast significant doubt on the Company's ability to continue as a going concern.

If we conclude that a material uncertainty exists, we are required to draw attention in our auditor's report to the related disclosures in the financial statements or, if such disclosures are inadequate, to modify our opinion. Our conclusions are based on the audit evidence obtained up to the date of our auditor's report. However, future events or conditions may cause the Company to cease to continue as a going concern.

- Evaluate the overall presentation, structure and content of the financial statements, including the disclosures, and whether the financial statements represent the underlying transactions and events in a manner that achieves fair presentation.

Materiality is the magnitude of misstatements in the standalone financial statements that, individually or in aggregate, makes it probable that the economic decisions of a reasonably knowledgeable user of the standalone financial statements may be influenced. We consider quantitative materiality and qualitative factors in (i) planning the scope of our audit work and in evaluating the results of our work; and (ii) to evaluate the effect of any identified misstatements in the standalone financial statements.

We communicate with those charged with governance regarding, among other matters, the planned scope and timing of the audit and significant audit findings, including any significant deficiencies in internal control that we identify during our audit.

We also provide those charged with governance with a statement that we have complied with relevant ethical requirements regarding independence, and to communicate with them all relationships and other matters that may reasonably be thought to bear on our independence, and where applicable, related safeguards.

From the matters communicated with those charged with governance, we determine those matters that were of most significance in the audit of the financial statements of the current period and are therefore the key audit matters. We describe these matters in our auditor's report unless law or regulation precludes public disclosure about the matter or when, in extremely rare circumstances, we determine that a matter should not be communicated in our report because the adverse consequences of doing so would reasonably be expected to outweigh the public interest benefits of such communication.

REPORT ON OTHER LEGAL AND REGULATORY REQUIREMENTS

1. As required by Section 143(3) of the Act, based on our audit we report that:
 - a) We have sought and obtained all the information and explanations which to the best of our

- knowledge and belief were necessary for the purposes of our audit.
- b) In our opinion, proper books of account as required by law have been kept by the Company so far as it appears from our examination of those books.
 - c) The Standalone Balance Sheet, the Standalone Statement of Profit and Loss including Other Comprehensive Income, Standalone Statement of Changes in Equity and the Standalone Statement of Cash Flow dealt with by this Report are in agreement with the relevant books of account.
 - d) In our opinion, the aforesaid financial statements comply with the Ind AS specified under Section 133 of the Act.
 - e) On the basis of the written representations received from the directors for the year ended March 31, 2023 taken on record by the Board of Directors, none of the directors is disqualified as on March 31, 2023 from being appointed as a director in terms of Section 164 (2) of the Act.
 - f) With respect to the adequacy of the internal financial controls over financial reporting of the Company and the operating effectiveness of such controls, refer to our separate Report in "Annexure A". Our report expresses an unmodified opinion on the adequacy and operating effectiveness of the Company's internal financial controls over financial reporting.
 - g) With respect to the other matters to be included in the Auditor's Report in accordance with Rule 11 of the Companies (Audit and Auditors) Rules, 2014, as amended in our opinion and to the best of our information and according to the explanations given to us:
 - a. The Company has disclosed the impact of pending litigations on its financial position in its financial statements. Refer Note 47 to the standalone financial statements.
 - b. The Company did not have any long-term contracts including derivative contracts for which there were any material foreseeable losses.
 - c. There has been no delay in transferring amounts, required to be transferred, to the Investor Education and Protection Fund by the Company
- d. With respect to clause (e) of Rule 11 of the Companies (Audit and Auditors) Rules, 2014, as amended:
 - i. The management has represented that, to the best of its knowledge and belief, no funds have been advanced or loaned or invested (either from borrowed funds or share premium or any other sources or kind of funds) by the company to or in any other person(s) or entity(ies), including foreign entities ("Intermediaries"), with the understanding, whether recorded in writing or otherwise, that the Intermediary shall, whether, directly or indirectly lend or invest in other persons or entities identified in any manner whatsoever by or on behalf of the company ("Ultimate Beneficiaries") or provide any guarantee, security or the like on behalf of the Ultimate Beneficiaries.
 - ii. Management has represented, that, to the best of its knowledge and belief, no funds have been received by the company from any person(s) or entity(ies), including foreign entities ("Funding Parties"), with the understanding, whether recorded in writing or otherwise, that the company shall, whether, directly or indirectly, lend or invest in other persons or entities identified in any manner whatsoever by or on behalf of the Funding Party ("Ultimate Beneficiaries") or provide any guarantee, security or the like on behalf of the Ultimate Beneficiaries.
 - iii. Based on such audit procedures that the auditor has considered reasonable and appropriate in the circumstances, nothing has come to our attention that has caused us to believe that the representations under sub-clause (i) and (ii) of Rule 11 (e) contain any material misstatement.
 - e. The dividend declared and paid during the year by the company is in compliance with section 123 of the Companies Act, 2013.
 - f. With respect to clause (g) of Rule 11 of the Companies (Audit and Auditors) Rules, 2014, as amended, the requirement under proviso to Rule 3(1) of Companies (Accounts) Rules, 2014 of mandatory audit trail in the Company accounting software is postponed

to financial year commencing on or after 01 April 2023 as per notification G.S.R. 235(E) dated 31 March 2022 as issued by Ministry of Corporate Affairs. Accordingly, reporting for the same is not applicable

- g. As required by the Companies (Auditor's Report) Order, 2020 ("the Order") issued by the Central Government in terms of Section 143(11) of the Act, we give in "Annexure B" a statement on the matters specified in paragraphs 3 and 4 of the Order.
- h. With respect to the other matters to be included in the Auditor's Report in accordance with the requirements of section 197(16) of the Act, as amended:

In our opinion and to the best of our information and according to the explanations given to us, the remuneration paid by the Company to its directors during the year is in accordance with the provisions of section 197 of the Act.

For **Kirtane & Pandit LLP**
Chartered Accountants
Firm Registration No.105215W/W100057

Parag Pansare
Partner
Membership No.: 117309
UDIN: 23117309BGQUYM4862

Place: Pune
Date: May 16, 2023

Annexure "A" to the Independent Auditor's Report

(Referred to in paragraph 1(f) under 'Report on Other Legal and Regulatory Requirements' section of our report to the Members of Alicon Castalloy Limited of even date)

REPORT ON THE INTERNAL FINANCIAL CONTROLS OVER FINANCIAL REPORTING UNDER CLAUSE (I) OF SUB-SECTION 3 OF SECTION 143 OF THE COMPANIES ACT, 2013 ("THE ACT")

We have audited the internal financial controls over financial reporting of **ALICON CASTALLOY LIMITED** ("the Company") as of March 31, 2023 in conjunction with our audit of the standalone financial statements of the Company for the year ended on that date.

MANAGEMENT'S RESPONSIBILITY FOR INTERNAL FINANCIAL CONTROLS

The Company's Management is responsible for establishing and maintaining internal financial controls based on the internal control over financial reporting criteria established by the Company considering the essential components of internal control stated in the Guidance Note on Audit of Internal Financial Controls Over Financial Reporting issued by the Institute of Chartered Accountants of India. These responsibilities include the design, implementation and maintenance of adequate internal financial controls that were operating effectively for ensuring the orderly and efficient conduct of its business, including adherence to respective company's policies, the safeguarding of its assets, the prevention and detection of frauds and errors, the accuracy and completeness of the accounting records, and the timely preparation of reliable financial information, as required under the Companies Act, 2013.

AUDITOR'S RESPONSIBILITY

Our responsibility is to express an opinion on the internal financial controls over financial reporting of the Company based on our audit. We conducted our audit in accordance with the Guidance Note on Audit of Internal Financial Controls Over Financial Reporting (the "Guidance Note") issued by the Institute of Chartered Accountants of India and the Standards on Auditing prescribed under Section 143(10) of the Companies Act, 2013, to the extent applicable to an audit of internal financial controls. Those Standards and the Guidance Note require that we comply with ethical requirements and plan and perform the audit to obtain reasonable assurance about whether adequate internal financial controls over financial reporting was established and maintained and if such controls operated effectively in all material respects.

Our audit involves performing procedures to obtain audit evidence about the adequacy of the internal financial controls system over financial reporting and their operating effectiveness. Our audit of internal financial controls over financial reporting included obtaining an understanding of internal financial controls over

financial reporting, assessing the risk that a material weakness exists, and testing and evaluating the design and operating effectiveness of internal control based on the assessed risk. The procedures selected depend on the auditor's judgement, including the assessment of the risks of material misstatement of the financial statements, whether due to fraud or error.

We believe that the audit evidence we have obtained, is sufficient and appropriate to provide a basis for our audit opinion on the internal financial controls system over financial reporting of the Company.

MEANING OF INTERNAL FINANCIAL CONTROLS OVER FINANCIAL REPORTING

A company's internal financial control over financial reporting is a process designed to provide reasonable assurance regarding the reliability of financial reporting and the preparation of financial statements for external purposes in accordance with generally accepted accounting principles. A company's internal financial control over financial reporting includes those policies and procedures that (1) pertain to the maintenance of records that, in reasonable detail, accurately and fairly reflect the transactions and dispositions of the assets of the company; (2) provide reasonable assurance that transactions are recorded as necessary to permit preparation of financial statements in accordance with generally accepted accounting principles, and that receipts and expenditures of the company are being made only in accordance with authorisations of management and directors of the company; and (3) provide reasonable assurance regarding prevention or timely detection of unauthorised acquisition, use, or disposition of the company's assets that could have a material effect on the financial statements.

INHERENT LIMITATIONS OF INTERNAL FINANCIAL CONTROLS OVER FINANCIAL REPORTING

Because of the inherent limitations of internal financial controls over financial reporting, including the possibility of collusion or improper management override of controls, material misstatements due to error or fraud may occur and not be detected. Also, projections of any evaluation of the internal financial controls over financial reporting to future periods are subject to the risk that the internal financial control over financial reporting may become inadequate because of changes in conditions, or that the degree of compliance with the policies or procedures may deteriorate.

OPINION

In our opinion, to the best of our information and according to the explanations given to us, the Company has, in all material respects, an adequate internal financial controls system over financial reporting and such internal financial controls over financial reporting were operating effectively as at March 31, 2023, based on the internal control over financial reporting criteria established by the Company considering the essential components of internal control stated in the Guidance Note on Audit of Internal Financial

Controls Over Financial Reporting issued by the Institute of Chartered Accountants of India.

For **Kirtane & Pandit LLP**
Chartered Accountants
Firm Registration No.105215W/W100057

Parag Pansare
Partner

Place: Pune
Date: May 16, 2023

Membership No.: 117309
UDIN: 23117309BGQUYM4862

Annexure "B" to the Independent Auditor's Report

(Referred to in paragraph 2 under 'Report on Other Legal and Regulatory Requirements' section of our report to the Members of ALICON CASTALLOY LIMITED of even date)

- (i) In respect of the Company's Fixed Assets
- (a) (A) The Company has maintained proper records showing full particulars, including quantitative details and situation of Property, plant and equipment.
- (B) The Company has maintained proper records showing full particulars of Intangible assets.
- (b) The Company has a program of verification to cover all the items of Property, plant and equipment in a phased manner which, in our opinion, is reasonable having regard to the size of the Company and the nature of its assets. Pursuant to the program Property, Plant and Equipment were physically verified by the management during the year. According to the information and explanations given to us, no material discrepancies were noticed on such verification.
- (c) According to the information and explanations given to us and on the basis of our examination of the records of the Company, the title deeds of immovable properties (other than immovable properties where the Company is the lessee and the lease agreements are duly executed in favour of the Company) disclosed in the standalone financial statements are held in the name of the Company.
- (d) According to the information and explanations given to us and on the basis of our examination of the records of the Company, the Company has not revalued its property, plant and equipment
- (including Right-of-use assets) or Intangible assets or both during the year.
- (e) According to the information and explanations given to us and on the basis of our examination of the records of the Company, there are no proceedings initiated or pending against the Company for holding any benami property under the Prohibition of Benami Property Transactions Act, 1988 and rules made thereunder.
- (ii) (a) As informed to us, the inventory has been physically verified by the management during the year. In our opinion, the frequency of such verification is reasonable and procedures and coverage as followed by management were appropriate. No discrepancies were noticed on verification between the physical stocks and the book records that were 10% or more in the aggregate for each class of inventory except in case of semi-finished goods and finished goods discrepancies were noticed on account of wrong classification/wrong storage location during the physical count of inventories and same have been properly dealt with in the books of accounts.
- (b) According to the information and explanations given to us and on the basis of our examination of the records of the Company, the Company has been sanctioned working capital limits in excess of five crore rupees, in aggregate, from banks on the basis of security of current assets. In our opinion, the quarterly returns or statements filed by the Company with such banks are not in agreement with the books of account of the Company, details of which are given below:-

(₹ in Lakhs)

Quarter	Name of the bank	Particular	Amount as per books of account	Amount as reported in the quarterly return/statement	Amount of difference
Jun-22	State Bank of India, Kotak Mahindra Bank (Formerly known as ING Vysya Bank), Bank of Maharashtra, IDFC Bank and Bajaj Finance Ltd	Inventory	12,163	12,085	(78)
		Trade Receivables	25,424	25,571	147
		Trade Payables	16,980	11,325	(5,655)
Sep-22	State Bank of India, Kotak Mahindra Bank (Formerly known as ING Vysya Bank), Bank of Maharashtra, IDFC Bank and Bajaj Finance Ltd	Inventory	13,054	12,913	(141)
		Trade Receivables	25,500	23,219	719
		Trade Payables	20,039	12,260	(7,779)

(₹ in Lakhs)

Quarter	Name of the bank	Particular	Amount as per books of account	Amount as reported in the quarterly return/statement	Amount of difference
Dec-22	State Bank of India, Kotak Mahindra Bank (Formerly known as ING Vysya Bank), Bank of Maharashtra, IDFC Bank and Bajaj Finance Ltd	Inventory	13,212	12,825	(387)
		Trade Receivables	25,941	25,942	1
		Trade Payables	14,388	10,735	(3,653)
Mar-23	State Bank of India, Kotak Mahindra Bank (Formerly known as ING Vysya Bank), Bank of Maharashtra, IDFC Bank and Bajaj Finance Ltd	Inventory	13,740	13,702	(38)
		Trade Receivables	27,865.72	25,761.00	-2,104.72
		Trade Payables	20,897	12,387	(8,510)

- (iii) Based on the audit procedures conducted by us and according to the information and explanations provided to us, during the year the company has stood guarantee and provided security to companies and other entities, details of which are given in sub-clause (a)
- (a) A. the aggregate amount during the year in respect to the guarantee given is Rs. 3136.27 lakhs to the subsidiary and the guarantee given on behalf of the subsidiary is Rs 537.65 lakhs and the balance outstanding at the balance sheet date with respect to such guarantees given on behalf subsidiary is Rs. 3673.91 lakhs.
- B. based on the audit procedures carried on by us and as per the information and explanations given to us, the Company has not given any advances in the nature of loans to parties other than subsidiaries.
- (b) The investments made and the terms and conditions of the grant of all the above-mentioned loans during the year are, in our opinion, prima facie, are not prejudicial to the Company's interest.
- (c) According to the information and explanations given to us and on the basis of our examination of the records of the Company, in the case of loans given, the repayment of principal and payment of interest has been stipulated and the repayments or receipts have been regular.
- (d) According to the information and explanations given to us and on the basis of our examination of the records of the Company, there is no overdue amount for more than ninety days in respect of loans given.
- (e) According to the information and explanations given to us and on the basis of our examination of the records of the Company, there is no loan given falling due during the year, which has been renewed or extended or fresh loans given to settle the over dues of existing loans given to the same party.
- (f) According to the information and explanations given to us and on the basis of our examination of the records of the Company, the Company has not given any loans either repayable on demand or without specifying any terms or period of repayment.
- (iv) According to the information and explanations given to us and on the basis of our examination of the records, the Company has not given any loans, or provided any guarantee or security as specified under Section 185 of the Companies Act, 2013 and the Company has not provided any guarantee or security as specified under Section 186 of the Companies Act, 2013. Further, the Company has complied with the provisions of Section 186 of the Companies Act, 2013 in relation to loans given and investments made.
- (v) The Company has not accepted any deposits or amounts which are deemed to be deposits from the public. Accordingly, clause 3(v) of the Order is not applicable.
- (vi) According to the information and explanations given to us and in our opinion, maintenance of cost records has not been specified by the Central Government under sub section (1) of section 148 (1) of the Companies Act, 2013 and the Companies (Cost Records and Audit) Rules, 2014. Accordingly, paragraph 3(vi) of the Order is not applicable.

(vii) According to the information and explanations given to us, in respect of statutory dues:

- (a) The Company has been regular in depositing undisputed statutory dues, including Provident Fund, Employees' State Insurance, Income Tax, Goods and Service Tax, Customs Duty, Cess and other material statutory dues applicable to it with the appropriate authorities. There were no undisputed amounts payable in respect of Provident Fund, Employees' State Insurance, Income Tax, Goods and Service Tax, Customs Duty, Cess and other material statutory dues in arrears as at March 31, 2023 for a period of more than six months from the date they became payable except in case of Provident Fund we observed the delays for payment of Rs 0.51 lakhs pertaining to the period April 2022 to March 2023 due to UAN and Aadhar linking issues, however same were paid before the date of signing of this report.
- (b) Details of dues of Income Tax, Sales Tax, Service Tax, Excise Duty and Value Added Tax which have not been deposited as at March 31, 2023 on account of dispute are given below:

Sr. No.	Name of the statute	Nature of the dues	Amount involved (₹ In lakhs)	Amount Paid (₹ In lakhs)	Period(s) to which the amount relate (Financial Year)	Forum where such dispute is pending
1	Central Excise Act	Central Excise Duty	55.40	8.30	2008-09	C. Ex. Commissioner, Pune (Call Book)
2	Custom Act	Custom Duty & Interest	2,909.91	1,687.42	2006-08	Directorate General of Central Excise Intelligence, Mumbai
3	MVAT Act	MVAT	22.51	-	2009-10	Joint. Commissioner of Sales Tax, Pune
4	Central Sales Tax & MVAT Act	C-Form Liability	257.76	14.54	2012-13	Dy. Commissioner of Sales Tax, Pune
5	Central Sales Tax & MVAT Act	C-Form Liability	73.38	13.40	2015-16	Dy. Commissioner of Sales Tax, Pune
6	Directorate General of Goods & Service Tax Intelligence	Central Excise Duty	41.93	0.72	2013-2018	Additional Directorate General of Goods & Service Tax Intelligence, Delhi
7	GST	GST	57.71	2.55	2017-18	Dy. Commissioner of Sales Tax, Pune
8	Provident Fund	PF Recovery Appeal	138.51	103.88	2013-19	CGIT, Mumbai
9	Provident Fund	PF Recovery on MPTA Trainees	63.46	-	2013-19	Regional PF Commissioner, Pune

(viii) According to the information and explanations given to us and on the basis of our examination of the records of the Company, the Company has not surrendered or disclosed any transactions, previously unrecorded as income in the books of account, in the tax assessments under the Income-tax Act, 1961 as income during the year.

- (ix) (a) In our opinion, the company has not defaulted in repayment of loans or other borrowings or in the payment of interest thereon to any lender.
- (b) According to the information and explanations given to us and on the basis of our examination of the records of the Company, the Company

has not been declared a willful defaulter by any bank or financial institution or government or government authority.

- (c) According to the information and explanations given to us by the management and on the basis of our examination of the records of the Company, the term loans were applied for the purpose for which the loans were obtained.
- (d) According to the information and explanations given to us by the management and on the basis of our examination of the records of the Company, no funds raised on short term basis have been utilised for long term purposes.

- (e) According to the information and explanations given to us by the management and on the basis of our examination of the records of the Company, no funds have been raised from any entity or person on account of or to meet the obligations of its subsidiaries, associates or joint ventures.
- (f) According to the information and explanations given to us and procedures performed by us, we report that the Company has not raised loans during the year on the pledge of securities held in its subsidiaries as defined under the Companies Act, 2013. Accordingly, clause 3(ix)(f) of the Order is not applicable.
- (x) (a) The Company has not raised any moneys by way of initial public offer or further public offer (including debt instruments). Accordingly, clause 3(x)(a) of the Order is not applicable.
- (b) During the year the company has not made any preferential allotment and private placement of shares or fully or partly convertible debentures and hence reporting under paragraph 3(xiv) of the order is not applicable to the company.
- (xi) (a) According to the information and explanations given to us, no fraud by the Company or on the Company by its officers or employees has been noticed or reported during the year.
- (b) According to the information and explanations given to us, no report under sub-section (12) of Section 143 of the Companies Act, 2013 has been filed by the auditors in Form ADT-4 as prescribed under Rule 13 of Companies (Audit and Auditors) Rules, 2014 with the Central Government.
- (c) We have considered whistle-blower complaints received by the Company during the audit period.
- (xii) According to the information and explanations given to us, the Company is not a Nidhi Company. Accordingly, clause 3(xii) of the Order is not applicable.
- (xiii) In our opinion and according to the information and explanations given to us, the transactions with related parties are in compliance with Sections 177 and 188 of the Companies Act, 2013, where applicable, and the details of the related party transactions have been disclosed in the standalone financial statements as required by the applicable Indian Accounting Standards
- (xiv)(a) Based on information and explanations provided to us and our audit procedures, in our opinion, the Company has an internal audit system commensurate with the size and nature of its business.
- (b) We have considered the internal audit reports of the Company issued to the Company during the year & covering the period up to 31, March 2023 for the period under audit.
- (xv) In our opinion and according to the information and explanations given to us, the Company has not entered into any non-cash transactions with its directors or persons connected to its directors and hence, provisions of Section 192 of the Companies Act, 2013 are not applicable to the Company.
- (xvi)(a) The Company is not required to be registered under Section 45-IA of the Reserve Bank of India Act, 1934. Accordingly, clause 3(xvi)(a) of the Order is not applicable.
- (b) According to the information and explanations given to us, company is not carrying any Non-Banking Financial or Housing Finance activities therefore reporting under paragraph 3(xvi) of order is not applicable.
- (c) The Company is not a Core Investment Company (CIC) as defined in the regulations made by the Reserve Bank of India. Accordingly, clause 3(xvi) (c) of the Order is not applicable.
- (d) According to the information and explanations given to us and based on audit procedures performed by us we report that the Group does not have more than one CIC.
- (xvii) The Company has not incurred cash losses in the current and in the immediately preceding financial year.
- (xviii) There has been no resignation of the statutory auditors during the year. Accordingly, clause 3(xviii) of the Order is not applicable.
- (xix) According to the information and explanations given to us and on the basis of the financial ratios, ageing and expected dates of realisation of financial assets and payment of financial liabilities, other information accompanying the financial statements, our knowledge of the Board of Directors and management plans and based on our examination of the evidence supporting the assumptions, nothing has come to our attention, which causes us to believe

that any material uncertainty exists as on the date of the audit report that the Company is not capable of meeting its liabilities existing at the date of balance sheet as and when they fall due within a period of one year from the balance sheet date. We, however, state that this is not an assurance as to the future viability of the Company. We further state that our reporting is based on the facts up to the date of the audit report and we neither give any guarantee nor any assurance that all liabilities falling due within a period of one year from the balance sheet date, will get discharged by the Company as and when they fall due.

(xx) In our opinion and according to the information and explanations given to us, there is no unspent

amount under sub-section (5) of Section 135 of the Companies Act, 2013 pursuant to any project. Accordingly, clauses 3(xx)(a) and 3(xx)(b) of the Order are not applicable.

For **Kirtane & Pandit LLP**
Chartered Accountants
Firm Registration No.105215W/W100057

Place: Pune
Date: May 16, 2023

Parag Pansare
Partner
Membership No.: 117309
UDIN: 23117309BGQUYM4862

Standalone Balance Sheet

as at March 31, 2023

Particulars	Note	(₹ in Lakhs)	
		As at March 31, 2023	As at March 31, 2022
Non-current assets			
Property, plant and equipment	3A	35,834.94	34,772.68
Capital work-in-progress	3A	1,608.90	1,101.21
Investment property	3B	223.84	232.95
Intangible assets	3C	3,935.06	2,673.43
Intangible assets Under development	3C	863.97	674.12
Right-of-use of asset	3D	-	292.46
Financial assets			
Investments	4	1,407.71	1,132.63
Other financial assets	5	1,091.29	1,030.27
Income tax assets (net)		192.03	1,003.52
Other non-current assets	6	1,061.84	1,120.11
Total Non-Current Assets		46,219.58	44,033.38
Current assets			
Inventories	7	13,739.86	11,620.04
Financial assets			
Trade receivables	8	39,813.10	35,763.42
Cash and cash equivalents	9	590.34	616.67
Bank Balances other than Above (9)	10	14.17	13.79
Loans	11	0.63	0.82
Other financial assets	12	11.78	12.40
Other current assets	13	1,319.64	1,446.99
Total Current Assets		55,489.52	49,474.13
TOTAL ASSETS		101,709.10	93,507.51
EQUITY AND LIABILITIES			
Equity			
Equity share capital	14	805.60	805.60
Other equity	15	46,240.75	42,159.85
Total Equity		47,046.35	42,965.45
Liabilities			
Non-current liabilities			
Financial liabilities			
Borrowings	16	10,855.69	11,490.49
Provisions	17	599.99	690.73
Deferred tax liability (net)	18	1,964.10	3,044.50
Total Non-current liabilities		13,419.78	15,225.72
Current liabilities			
Financial liabilities			
Borrowings	19	16,478.34	12,273.76
Lease liabilities	20	-	306.90
Trade payables	21		
Due to micro and small enterprises		587.17	634.27
Due to other than micro and small enterprises		20,309.74	19,168.14
Other financial liabilities	22	2,713.77	2,364.24
Other current liabilities	23	564.88	442.03
Provisions	24	144.10	127.00
Current income tax liabilities.		444.97	-
Total Current liabilities		41,242.97	35,316.34
TOTAL EQUITY AND LIABILITIES		101,709.10	93,507.51
Significant accounting policies	1 - 2		
Notes referred to above form an integral part of the standalone financial statements	3 - 49		

As per our report of even date attached

For **Kirtane & Pandit LLP**
Chartered Accountants
Firm Regn No: 105215W/W100057

Parag Pansare
Partner
Membership No. 117309

Place: Pune
Date: May 16, 2023

On behalf of the Board of Directors of **Alicon Castalloy Ltd.**

S. Rai
Managing Director
DIN : 00050950

Vimal Gupta
Chief Financial Officer

Rajeev Sikand
Chief Executive Officer

Veena Vaidya
Company Secretary

Standalone Statement of Profit and Loss

for the year ended March 31, 2023

(₹ in Lakhs)

Particulars	Note	For the year ended March 31, 2023	For the year ended March 31, 2022
Revenue from operations	25	125,853.62	95,747.36
Other income	26	341.18	322.32
Total income		126,194.80	96,069.68
Expenses			
Cost of materials consumed	27	63,199.20	48,784.96
Purchase of stock-in-trade		3,437.82	3,090.47
Changes in inventories of finished goods, Stock-in-Trade and work-in-progress	28	(575.03)	(37.36)
Employee benefit expense	29	13,552.57	11,115.57
Depreciation and amortization expense	30	6,096.79	5,021.90
Finance costs	31	3,010.65	2,948.10
Other expenses	32	32,235.97	23,781.94
Total expenses		120,957.97	94,705.58
Profit before tax		5,236.83	1,364.10
Tax expense	48		
Current tax		1,622.75	238.34
Deferred tax (benefit)/charge		(1,100.76)	271.38
MAT credit entitlement		-	(64.33)
Short/ (Excess) of earlier years (including MAT Credit)		291.18	-
Total tax expense		813.17	445.39
Profit for the year		4,423.66	918.71
Other comprehensive income			
Items that will not be reclassified to profit or loss			
Remeasurements of defined benefit plans		30.26	52.87
Net (loss) or gain on FVTOCI assets		0.08	(0.04)
Income tax on items that will not be reclassified to profit or loss		(10.58)	(18.48)
Total other comprehensive income		19.76	34.35
Total comprehensive income for the year		4,443.42	953.06
Earnings per equity share for continuing operations (face value per share ₹ 5 each)			
Basic	46	27.46	5.96
Diluted	46	27.46	5.90
Significant accounting policies	1 - 2		
Notes referred to above form an integral part of the standalone financial statements	3 - 49		

As per our report of even date attached

On behalf of the Board of Directors of **Alicon Castalloy Ltd.**For **Kirtane & Pandit LLP**

Chartered Accountants

Firm Regn No: 105215W/W100057

Parag Pansare

Partner

Membership No. 117309

Place: Pune**Date:** May 16, 2023**S. Rai**

Managing Director

DIN : 00050950

Vimal Gupta

Chief Financial Officer

Rajeev Sikand

Chief Executive Officer

Veena Vaidya

Company Secretary

Standalone Cash Flow Statement

for the year ended March 31, 2023

(₹ in Lakhs)

Particulars	For the year ended March 31, 2023	For the year ended March 31, 2022
A. Cash flow from operating activities		
Net Profit / (Loss) before extraordinary items and tax	5,236.83	1,364.10
Adjustments for:		
Depreciation and amortisation	5,804.33	4,713.32
Loss On sales of Fixed Asset	26.20	16.11
Employee stock compensation cost	-	63.29
Interest income	(84.04)	(33.32)
Rent received	(211.41)	(197.08)
Amount written off during the year	(9.80)	(309.47)
Finance cost	2,995.91	2,904.03
Unrealised foreign exchange gain or loss	(199.65)	(165.69)
Impact on account of leases	(14.43)	30.24
Sample sale written off	(11.93)	3.76
Total	8,295.18	7,025.19
Operating profit / (loss) before working capital changes	13,532.01	8,389.29
Changes in working capital:		
(Increase) / Decrease in inventories	(2,119.82)	(70.87)
(Increase) / Decrease in trade receivables	(3,813.32)	(5,640.85)
(Increase) / Decrease in other bank balances	(0.38)	(18.40)
(Increase) / Decrease in current loans	0.19	74.84
(Increase) / Decrease in other current financial asset	0.62	(0.17)
(Increase) / Decrease in other current assets	127.35	163.04
(Increase) / Decrease in non-current financial assets	(61.02)	5.01
(Increase) / Decrease in other non-current assets	58.27	111.16
Increase / (Decrease) in trade payables	1,079.52	5,902.04
Increase / (Decrease) in current other financial liabilities	349.53	(203.80)
Increase / (Decrease) in other current liabilities	122.85	(545.40)
Increase / (Decrease) in short-term provision	(90.74)	(80.85)
Increase / (Decrease) in long-term provision	47.36	39.62
Cash generated from operations	9,232.42	8,124.66
Net income tax (paid) / refunds	(647.69)	(380.89)
Net cash flow from / (used in) operating activities	8,584.73	7,743.77
B. Cash flow from investing activities		
Capital expenditure on property plant and equipment	(6,765.20)	(5,912.10)
Capital expenditure on intangibles asset	(2,077.65)	(1,424.11)
Investment in equity shares	(275.00)	-
Interest received	84.04	33.32
Rent received	211.41	197.08
Net cash flow from / (used in) investing activities	(8,822.40)	(7,105.81)

Standalone Cash Flow Statement

for the year ended March 31, 2023

(₹ in Lakhs)

Particulars	For the year ended March 31, 2023	For the year ended March 31, 2022
C. Cash flow from financing activities		
Finance costs	(2,995.91)	(2,904.03)
Borrowings / (Repayment) (Net) long term	(634.80)	(3,788.45)
Borrowings / (Repayment) (Net) short term	4,204.57	(5,104.80)
Dividends	(362.52)	-
Proceeds from issue of equity shares and ESOP	-	11,009.37
Share issue expense	-	(208.15)
Premium on issue of shares under ESOP scheme	-	(0.14)
Net cash flow from / (used in) financing activities	211.34	(996.20)
Net increase / (decrease) in Cash and cash equivalents	(26.33)	(358.24)
Cash and cash equivalents at the beginning of the year	616.67	974.91
Cash and cash equivalents at the end of the year	590.34	616.67
Components of cash and cash equivalents		
Cash on hand	17.04	14.20
Balances with banks in current accounts	573.30	602.47
Balances as per statement of cash flow	590.34	616.67
Significant accounting policies		1 - 2
Notes referred to above form an integral part of the standalone financial statements		3 - 49

As per our report of even date attached

On behalf of the Board of Directors of **Alicon Castalloy Ltd.**For **Kirtane & Pandit LLP**

Chartered Accountants

Firm Regn No: 105215W/W100057

Parag Pansare

Partner

Membership No. 117309

Place: Pune**Date:** May 16, 2023**S. Rai**

Managing Director

DIN : 00050950

Vimal Gupta

Chief Financial Officer

Rajeev Sikand

Chief Executive Officer

Veena Vaidya

Company Secretary

Standalone Statement of changes in equity

for the year ended March 31, 2023

A EQUITY SHARE CAPITAL

	(₹ in Lakhs)
Balance as at April 1, 2021	695.51
Changes in equity share capital due to prior period errors	-
Restated balance as at April 1, 2021	695.51
Changes in equity share capital during 2021-22	110.09
Balance as at March 31, 2022	805.60
Changes in equity share capital due to prior period errors	-
Restated balance as at March 31, 2022	805.60
Changes in equity share capital during 2022-23	-
Balance as at March 31, 2023	805.60

B OTHER EQUITY

Particulars	Share application money pending allotment	Securities premium	Surplus				Equity instruments through Other comprehensive income	Total
			Employee stock options outstanding (ESOP)	Capital reserve	General reserve	Surplus		
Balance as on March 31, 2021	62.47	9,588.49	693.45	411.56	1,240.00	18,456.54	(0.01)	30,452.50
Profit for the year	-	-	-	-	-	918.71	-	918.71
Other comprehensive income (net of tax)	-	-	-	-	-	34.39	(0.04)	34.35
Total comprehensive income for the year	-	-	-	-	-	953.10	(0.04)	953.06
Share based payments to employees	-	-	63.29	-	-	-	-	63.29
Premium on issue of shares under ESOP scheme	(62.47)	819.07	(756.74)	-	-	-	-	(0.14)
Share application money received but pending allotment	10,973.36	-	-	-	-	-	-	10,973.36
Issue of equity shares	(10,973.36)	10,899.29	-	-	-	-	-	(74.07)
Share issue expense	-	(208.15)	-	-	-	-	-	(208.15)
Balance as on March 31, 2022	-	21,098.70	-	411.56	1,240.00	19,409.64	(0.05)	42,159.85
Profit for the year	-	-	-	-	-	4,423.66	-	4,423.66
Other comprehensive income (net of tax)	-	-	-	-	-	19.68	0.08	19.76
Total comprehensive income for the year	-	-	-	-	-	4,443.34	0.08	4,443.42

Standalone Statement of changes in equity

for the year ended March 31, 2023

(₹ in Lakhs)

Particulars	Share application money pending allotment	Surplus				Equity instruments through Other comprehensive income	Total	
		Securities premium	Employee stock options outstanding (ESOP)	Capital reserve	General reserve			
Interim Dividend Paid during the period	-	-	-	-	-	(362.52)	(362.52)	
Changes during the year	-	-	-	-	-	-	-	
Balance as on March 31, 2023	-	21,098.70	-	411.56	1,240.00	23,490.46	0.03	46,240.75

- Securities premium reserve is used to record the premium on issue of shares. The reserve is utilised in accordance with the provisions of Section 52 of the Companies Act 2013.
- ESOP reserve is used to recognise the grant date fair value of options issued to employees under the Employee stock option plan which are unvested as on the reporting date.
- General reserve is created from time to time by way of transfer profits from surplus for appropriation purposes. General reserve is created by a transfer from one component of equity to another and is not an item of other comprehensive income.
- Capital reserve was created on acquisition of casting business of Atlas Castalloy in year 2014-15.
- Equity Instruments through Other Comprehensive Income - This represents the cumulative gains and losses arising on the revaluation of equity instruments measured at fair value through other comprehensive income, under an irrevocable option, net of amounts reclassified to retained earnings when such assets are disposed of.

Significant accounting policies

1 - 2

Notes referred to above form an integral part of the standalone financial statements

3 - 49

As per our report of even date attached

On behalf of the Board of Directors of **Alicon Castalloy Ltd.**For **Kirtane & Pandit LLP**

Chartered Accountants

Firm Regn No: 105215W/W100057

Parag Pansare

Partner

Membership No. 117309

Place: Pune**Date:** May 16, 2023**S. Rai**

Managing Director

DIN : 00050950

Vimal Gupta

Chief Financial Officer

Rajeev Sikand

Chief Executive Officer

Veena Vaidya

Company Secretary

Notes forming part of the Standalone Financial Statements

THE CORPORATE OVERVIEW

Alicon Castalloy Limited (“the Company”) is a public limited company domiciled in India and is listed on Bombay Stock Exchange and National Stock Exchange. The Company is the manufacturer of aluminium alloy die castings mainly used in automotive segment of the industry in India. The Company’s products also cover non-auto sector of the Industry. The Company also exports its products to the countries like U.S.A. and U.K.

1. BASIS OF PREPARATION

The financial statements of the Company have been prepared in accordance with Indian Accounting Standards (“Ind AS”) notified under Section 133 of the Companies Act, 2013 (“the Act”) [the Companies (Indian Accounting Standards) Rules, 2015, as amended] and other relevant provisions of the Act.

The financial statements were authorised for issue by the Board of Directors on May 16, 2023.

a) Basis of measurement

The financial statements have been prepared on a historical cost basis, except for the following items, which are measured on an alternative basis on each reporting date.

- Certain financial assets and liabilities (including derivative instruments) are measured at fair value.
- Defined benefit plans – plan assets are measured at fair value.
- Equity settled share-based payments – measured at grant date fair value.

b) Current versus non-current classification

The company presents assets and liabilities in the balance sheet based on current and non-current classification.

An asset is classified as current when it is:

- Expected to be realised or intended to be sold or consumed in normal operating cycle
- Held primarily for the purpose of trading
- Expected to be realised within twelve months after the reporting period, or
- Cash or cash equivalent unless restricted from being exchanged or used to settle a liability for at least twelve months after the reporting period

All other assets are classified as non-current.

A liability is classified as current when it is:

- Expected to be settled in normal operating cycle
- Held primarily for the purpose of trading
- Due to be settled within twelve months after the reporting period, or
- There is no unconditional right to defer the settlement of the liability for at least twelve months after the reporting period

The company classifies all other liabilities as non-current.

Deferred tax assets and liabilities are classified as non-current assets and liabilities.

c) Functional and presentation currency:

The financial statements are presented in Indian Rupees (INR), which is the company’s functional currency. All amounts disclosed in the Financial Statements including notes have been rounded off to the nearest lakhs in Indian Rupee (INR) as per the requirements of Schedule III of the Companies Act, 2013; unless otherwise indicated.

2. SIGNIFICANT ACCOUNTING POLICIES

This note provides a list of the significant accounting policies adopted in the preparation of these financial statements. These policies have been consistently applied to all the years presented, unless otherwise stated.

a) Property, plant and equipment

- Recognition and measurement

Freehold land is carried at historical cost. All other items of property, plant and equipment are stated at cost less accumulated depreciation and accumulated impairment loss, if any. Cost comprises of purchase price and any directly attributable costs of bringing the asset to its working condition for the intended use. Any trade discounts and rebates are deducted in arriving at the purchase price.

Borrowing costs attributable to construction or acquisition of a qualifying asset for the period up to the date, the asset is ready for its intended use are included in the cost of the asset to which they relate.

Notes forming part of the Standalone Financial Statements

Pre-operative expenditure including trial run expenses comprising of revenue expenses incurred as reduced by the revenue generated during the period up to the date, the asset is ready for its intended use are treated as part of costs of that asset.

Capital work-in-progress comprises of the cost of property, plant and equipment that are not yet ready for their intended use as at the balance sheet date.

Advances paid towards the acquisition of property, plant and equipment outstanding at each reporting date are disclosed under "Other non-current assets".

- Subsequent costs

The cost of replacing a part of an item of property, plant and equipment is recognised in the carrying amount of the item if it is probable that the future economic benefits embodied within the part will flow to the company and its cost can be measured reliably. The carrying amount of the replaced part is derecognised. The costs of the day-to-day servicing of property, plant and equipment are recognised in the statement of profit and loss as incurred.

- Derecognition

An item of property, plant and equipment is derecognised upon disposal or when no future economic benefits are expected from its use or disposal. Gains and losses on disposal of an item of property, plant and equipment are determined by comparing the proceeds from disposal with the carrying amount of property, plant and equipment, and are recognised net and disclosed within other income or expenses in the statement of profit and loss.

- Depreciation methods, estimated useful lives and residual value

Depreciation is calculated over the depreciable amount, which is the cost of an asset, or other amount substituted for cost, less its residual value. Depreciation is recognised in the statement of profit and loss on a straight-line basis over the estimated useful lives of each part of an item of property, plant and equipment as prescribed in Schedule II of the Companies Act 2013, as assessed by the management of the company based on technical evaluation except in the case of following assets:

Description	Useful life considered
Plant & Machinery	Between 1 to 15 years
Buildings	Between 3 to 30 years
Computers – desktops, laptops	3 years
Electrical Installation and Equipment	Between 2 to 15 years
Factory Equipment	Between 1 to 15 years
Furniture & Fixture	Between 3 to 10 years
Office Equipment	Between 2 to 10 years
Dies & Pattern	Between 5 to 7 years

Freehold land is not depreciated.

b) Intangible assets

- Recognition and measurement

Intangible assets are recognised when the asset is identifiable, is within the control of the company, it is probable that the future economic benefits that are attributable to the asset will flow to the company and cost of the asset can be reliably measured.

Intangible assets acquired by the company that have finite useful lives are measured at cost less accumulated amortisation and any accumulated impairment losses.

- Derecognition

An item of intangible asset is derecognised upon disposal or when no future economic benefits are expected from its use or disposal. Gains and losses on disposal of intangible asset are determined by comparing the proceeds from disposal with the carrying amount of intangible asset and are recognised net and disclosed within other income or expenses in the statement of profit and loss.

- Amortisation

Amortisation is calculated over the cost of the asset, or other amount substituted for cost. Amortisation is recognised in statement of profit and loss on a straight-line basis over the estimated useful lives of intangible assets from the date that they are available for use, since this most closely reflects the expected pattern of consumption of the future economic benefits embodied in the asset.

Notes forming part of the Standalone Financial Statements

The estimated useful lives are as follows:

Computer and functional software	7 years
----------------------------------	---------

c) Investment properties

Investment properties are measured initially at cost, including transaction costs. Subsequent to initial recognition, investment properties are stated at cost less accumulated depreciation and accumulated impairment loss, if any.

The cost includes the cost of replacing parts and borrowing costs for long-term construction projects if the recognition criteria are met. When significant parts of the property are required to be replaced at intervals, the Company depreciates them separately based on their specific useful lives. All other repair and maintenance costs are recognised in the statement of profit and loss as incurred.

Investment properties are derecognized either when they have been disposed off or when they are permanently withdrawn from use and no future economic benefit is expected from their disposal. The difference between the net disposal proceeds and the carrying amount of the asset is recognised in the statement of profit and loss in the period of derecognition.

d) Leases

At inception of a contract, the Company assesses whether a contract is, or contains, a lease. A contract is, or contains, a lease if the contract conveys the right to control the use of an identified asset for a period of time in exchange for consideration. To assess whether a contract conveys the right to control the use of an identified asset, the Company assesses whether:

- the contract involves the use of an identified asset - this may be specified explicitly or implicitly and should be physically distinct or represent substantially all of the capacity of a physically distinct asset. If the supplier has a substantive substitution right, then the asset is not identified.
- the Company has the right to obtain substantially all of the economic benefits from use of the asset throughout the period of use; and
- the Company has the right to direct the use of the asset. The Company has this right when it has the decision-making rights that are most relevant to changing how and for what purpose

the asset is used. In rare cases where the decision about how and for what purpose the asset is used is predetermined, the Company has the right to direct the use of the asset if either:

- the Company has the right to operate the asset; or
- the Company designed the asset in a way that predetermines how and for what purpose it will be used.

At inception or on reassessment of a contract that contains a lease component, the Company allocates the consideration in the contract to each lease component on the basis of their relative stand-alone prices.

Company as a lessee

The Company recognises a right-of-use asset and a lease liability at the lease commencement date. The right-of-use asset is initially measured at cost, which comprises the initial amount of the lease liability adjusted for any lease payments made at or before the commencement date, plus any initial direct costs incurred and an estimate of costs to dismantle and remove the underlying asset or to restore the underlying asset or the site on which it is located, less any lease incentives received.

The right-of-use asset is subsequently depreciated using the straight-line method from the commencement date to the earlier of the end of the useful life of the right-of-use asset or the end of the lease term. The estimated useful lives of right-of-use assets are determined on the same basis as those of property and equipment. In addition, the right-of-use asset is periodically reduced by impairment losses, if any, and adjusted for certain remeasurements of the lease liability.

The lease liability is initially measured at the present value of the lease payments that are not paid at the commencement date, discounted using the interest rate implicit in the lease or, if that rate cannot be readily determined, the Company's incremental borrowing rate. Generally, the Company uses its incremental borrowing rate as the discount rate.

Lease payments included in the measurement of the lease liability comprise the following:

- fixed payments, including in-substance fixed payments.

Notes forming part of the Standalone Financial Statements

- variable lease payments that depend on an index or a rate, initially measured using the index or rate as at the commencement date.
- amounts expected to be payable under a residual value guarantee; and
- the exercise price under a purchase option that the Company is reasonably certain to exercise, lease payments in an optional renewal period if the Company is reasonably certain to exercise an extension option, and penalties for early termination of a lease unless the Company is reasonably certain not to terminate early.

The lease liability is measured at amortised cost using the effective interest method. It is remeasured when there is a change in future lease payments arising from a change in an index or rate, if there is a change in the Company's estimate of the amount expected to be payable under a residual value guarantee, or if the Company changes its assessment of whether it will exercise a purchase, extension or termination option.

When the lease liability is remeasured in this way, a corresponding adjustment is made to the carrying amount of the right-of-use asset, or is recorded in profit or loss if the carrying amount of the right-of-use asset has been reduced to zero.

Short-term leases and leases of low-value assets

The company has elected not to recognise right-of-use assets and lease liabilities for short-term leases that have a lease term of 12 months or less and leases of low-value assets. The company recognises the lease payments associated with these leases as an expense on a straight-line basis over the lease term.

e) Impairment of non-financial assets

The company assesses at each balance sheet date whether there is any indication that an asset or cash generating unit (CGU) may be impaired. If any such indication exists, the company estimates the recoverable amount of the asset. The recoverable amount is the higher of an asset's or CGU's fair value less costs of disposal or its value in use. Where the carrying amount of an asset or CGU exceeds its recoverable amount, the asset is considered impaired and is written down to its recoverable amount.

f) Inventories

Raw materials, consumables, stores and spares are valued at lower of cost and net realizable value. Cost is determined using moving average method.

Work-in-process and finished goods are valued at lower of cost and net realizable value. Cost includes direct material and labour and a proportion of manufacturing overhead based on normal operating capacity. Cost is determined using standard cost which approximates actual cost.

Net realisable value is the estimated selling price in the ordinary course of business, less estimated costs of completion and the estimated costs necessary to make the sale.

g) Cash and cash equivalents

Cash and cash equivalents in the balance sheet comprise cash at banks and cash on hand and short-term deposits with an original maturity of three months or less, which are subject to an insignificant risk of changes in value.

h) Revenue recognition

The company is primarily into business of manufacturing and selling aluminum castings. Sales are recognised when substantial control of the products has been transferred to the customer, being when the products are delivered to the customer or its authorised representative without any unfulfilled obligation that could affect the customer's acceptance of the products. Revenue towards satisfaction of a performance obligation is measured at the amount of transaction price (net of variable consideration) allocated to that performance obligation. The transaction price of goods sold and services rendered is net of variable consideration on account of various discounts and schemes offered by the Company as part of the contract. The company's obligation to provide a refund for defects in the products is recognised as a provision. A receivable is recognised when the goods are delivered as this is the point in time that the consideration is unconditional because only the passage of time is required before the payment is due.

The Company does not have any payment terms exceeding one year for any contract. Accordingly, the Company does not adjust any of the transaction prices for the time value of money.

Notes forming part of the Standalone Financial Statements

The Company besides manufacturing the products from its raw materials, also converts raw materials supplied by its customers and accounts for the gross receipts as 'conversion income' once the job is completed and goods are dispatched to the customers. Income from development of such dies is accounted for in the year in which dies are completed and invoiced.

Other operating revenue represents income earned from the Company's principal activities and is recognised when the right to receive the income is established as per the terms of the contract.

i) Other income

• Interest income

Interest income from debt instruments is recognised using effective interest rate method (EIR). EIR is the rate that exactly discounts the estimated future cash payments or receipts over the expected life of the financial instrument or a shorter period, where appropriate, to the gross carrying amount of the financial asset or to the amortised cost of a financial liability.

• Dividends

Dividends are recognised in the statement of profit and loss only when the right to receive the payment is established, it is probable that the economic benefits associated with the dividend will flow to the company, and the amount can be measured reliably.

- Any other income is accounted for on accrual basis.

j) Borrowing costs

Borrowing costs consist of interest and other costs that an entity incurs in connection with the borrowing of funds. Borrowing cost also includes exchange differences arising from foreign currency borrowings to the extent they are regarded as an adjustment to the interest cost.

Borrowing are initially recognized net of transaction cost incurred and measured at amortized cost. Any difference between the proceeds (net of transaction costs) and the redemption amount is recognized in the statement of Profit and Loss over the period of the borrowings using effective interest method.

Interest and other borrowing costs that are directly attributable to the acquisition, construction or

production of a qualifying asset are capitalized. Other interest and other borrowing cost are charged to profit and loss account.

k) Foreign currency transactions and balances

Transactions in foreign currencies are initially recorded at functional currency spot rates at the date the transaction first qualifies for recognition.

Monetary assets and liabilities denominated in foreign currencies which are outstanding, as at the reporting period are translated at the closing exchange rates and the resultant exchange differences are recognised in the statement of profit and loss.

Non-monetary assets and liabilities denominated in foreign currencies that are measured in terms of historical cost are translated using the exchange rate at the date of the transaction.

l) Employee Benefits

Short-term employee benefits

All employee benefits payable wholly within twelve months of rendering the services are classified as short-term employee benefits. Benefits such as salaries, wages, expected cost of bonus and short-term compensated absences, ex-gratia, performance pay etc. are recognised in the period in which the employee renders the related service.

Post-employment benefits

Defined contribution plans

Defined contribution plans are employee state insurance scheme and Government administered pension fund scheme for all applicable employees. The company has no further payment obligations once the contributions have been paid. The contributions are recognised as employee benefit expenses when they are due.

Defined benefit plans

The employees' gratuity fund scheme is managed by LIC, is the company's defined benefit plan. The present value of the obligation under such defined benefit plans is determined based on actuarial valuation using the projected unit credit method, which recognises each period of service as giving rise to additional unit of employee benefit entitlement and measures each unit separately to build up the final obligation.

The obligation is measured at the present value of the estimated future cash flows. The discount rates used

Notes forming part of the Standalone Financial Statements

for determining the present value of the obligation under defined benefit plans, is based on the market yields on government securities as at the reporting date, having maturity periods approximating to the terms of related obligations.

Remeasurements, comprising of actuarial gains and losses, the effect of the asset ceiling, excluding amounts included in net interest on the net defined benefit liability and the return on plan assets, are recognised immediately in the balance sheet with a corresponding debit or credit to retained earnings through Other Comprehensive Income (OCI) in the period in which they occur. Remeasurements are not reclassified to the statement of profit and loss in subsequent periods.

In case of funded plans, the fair value of the plan's assets is reduced from the gross obligation under the defined benefit plans, to recognise the obligation on net basis.

Changes in the present value of the defined benefit obligation resulting from plan amendments or curtailments are recognised immediately in the statement profit and loss as past service cost.

Net interest is calculated by applying the discount rate to the net defined benefit liability or the fair value of the plan asset. The cost is included in employee benefit expense in the statement of profit and loss.

Other long-term employee benefits

The liabilities for earned leave which are not expected to be settled within twelve months after the end of the reporting period in which the employee render the related service. They are therefore measured as the present value of expected future payments to be made in respect of services provided by employee up to the end of the reporting period using the projected unit credit method. The benefits are discounted using the market yields on government securities at the end of the reporting period that have terms approximating the terms of the related obligation. Remeasurements as a result of experience adjustments and change in actuarial assumptions are recognised in the statement of profit and loss. The obligations are presented as current liabilities in the balance sheet if the entity does not have an unconditional right to defer settlement for at least twelve months after the reporting period, regardless of when the actual settlement is expected to occur.

m) Share-based payments

Employees of the Company who are entitled to receive remuneration in the form of share-based payments, whereby employees render services as consideration for equity instruments (equity-settled transactions).

Equity-settled transactions

The cost of equity-settled transactions is determined by the fair value at the grant date using fair valuation model.

That cost is recognised, together with a corresponding increase in share-based payment reserves in equity, over the period in which the performance and/or service conditions are fulfilled in employee benefits expense. The cumulative expense recognised for equity-settled transactions at each reporting date until the vesting date reflects the extent to which the vesting period has expired and the Company's best estimate of the number of equity instruments that will ultimately vest. The statement of profit and loss represents the movement in cumulative expense recognised as at the beginning and at the end of the period and to be recognised in the employee benefits expense.

The dilutive effect of outstanding options is reflected as additional share dilution in the computation of diluted earnings per share.

n) Research and development cost

Research costs are expensed as and when incurred. Development costs are expensed as and when incurred, unless the technical and commercial feasibility of the project is demonstrated, future economic benefits are probable and the costs can be measured reliably. Research and development expenditure of a capital nature includes the cost of relevant fixed assets.

o) Income tax

Income tax expense comprises of current tax and deferred tax. It is recognised in the statement of profit and loss except to the extent that it relates to the items recognised directly in OCI.

Current income tax

Current income tax assets and liabilities are measured at the amount expected to be recovered from or paid to the taxation authorities based on the taxable profits computed for the current accounting period. The tax rates and tax laws used to compute the amount are

Notes forming part of the Standalone Financial Statements

those that are enacted or substantively enacted, at the reporting date.

Deferred tax

Deferred tax is provided on temporary differences between the tax base of assets and liabilities and their carrying amounts for financial reporting purposes at the reporting date.

Deferred tax liabilities are recognised for all taxable temporary differences, except when the deferred tax liability arises from the initial recognition of goodwill or an asset or liability in a transaction that is not a business combination and, at the time of the transaction, affects neither the accounting profit nor taxable profit or loss.

Deferred tax assets are recognised for all deductible temporary differences, the carry forward of unused tax credits (E.g. MAT Credit entitlement) and any unused tax losses. Deferred tax assets are recognised to the extent that it is probable that taxable profit will be available against which the deductible temporary differences, and the carry forward of unused tax credits and unused tax losses can be utilised, except when the deferred tax asset relating to the deductible temporary difference arises from the initial recognition of an asset or liability in a transaction that is not a business combination and, at the time of the transaction, affects neither the accounting profit nor taxable profit or loss.

The carrying amount of deferred tax assets is reviewed at each reporting date and reduced to the extent that it is no longer probable that sufficient taxable profit will be available to allow all or part of the deferred tax asset to be utilised. Unrecognised deferred tax assets are re-assessed at each reporting date and are recognised to the extent that it has become probable that future taxable profits will allow the deferred tax asset to be recovered.

Deferred tax assets and liabilities are measured at the tax rates that are expected to apply in the year when the asset is realised or the liability is settled, based on tax rates (and tax laws) that have been enacted or substantively enacted at the reporting date.

Deferred tax assets and deferred tax liabilities are offset if a legally enforceable right exists to set off current tax assets against current tax liabilities and the deferred taxes relate to the same taxable entity and the same taxation authority.

p) Government grant

Grants from the Government are recognized at their fair value where there is a reasonable assurance that the grant will be received, and the Company will comply with all attached conditions. Government grants relating to income are deferred and recognized in the statement of profit and loss over the period necessary to match them with the costs that they are intended to compensate and presented within other income.

q) Provisions and contingencies

A provision is recognised when the company has a present obligation (legal or constructive) as a result of a past event, it is probable that an outflow of resources embodying economic benefits will be required to settle the obligation and a reliable estimate can be made of the amount of the obligation.

When the company expects some or all of a provision to be reimbursed, the reimbursement is recognised as a separate asset, but only when the reimbursement is virtually certain. The expense relating to a provision is presented in the statement of profit and loss net of any reimbursement.

If the effect of the time value of money is material, provisions are discounted using a current pre-tax rate that reflects, when appropriate, the risks specific to the liability. When discounting is used, the increase in the provision due to the passage of time is recognised as a finance cost in the statement of profit and loss.

A contingent liability is a possible obligation that arises from past events whose existence will be confirmed by the occurrence or non-occurrence of one or more uncertain future events beyond the control of the Company or a present obligation that is not recognized because it is not probable that an outflow of resources will be required to settle the obligation. A contingent liability also arises where there is a liability that cannot be recognized because it cannot be measured reliably. The Company does not recognize a contingent liability but discloses its existence in the financial statements.

Contingent assets are not recognised in financial statements, unless they are virtually certain. However, contingent assets are disclosed where inflow of economic benefits are probable.

Provisions, contingent liabilities and contingent assets are reviewed at each balance sheet date.

Notes forming part of the Standalone Financial Statements

r) Fair value measurement

Fair value is the price that would be received to sell an asset or paid to transfer a liability in an orderly transaction between market participants at the measurement date. The fair value measurement is based on the presumption that the transaction to sell the asset or transfer the liability takes place either:

- In the principal market for the asset or liability, or
- In the absence of a principal market, in the most advantageous market for the asset or liability

The company uses valuation techniques that are appropriate in the circumstances and for which sufficient data are available to measure fair value, maximising the use of relevant observable inputs and minimising the use of unobservable inputs.

- Level 1 – Quoted (unadjusted) market prices in active markets for identical assets or liabilities
- Level 2 – Valuation techniques for which the lowest level input that is significant to the fair value measurement is directly or indirectly observable
- Level 3 – Valuation techniques for which the lowest level input that is significant to the fair value measurement is unobservable

For assets and liabilities that are recognised in the financial statements on a recurring basis, the company determines whether transfers have occurred between levels in the hierarchy by re-assessing categorisation (based on the lowest level input that is significant to the fair value measurement as a whole) at the end of each reporting period.

For the purpose of fair value disclosures, the company has determined classes of assets and liabilities based on the nature, characteristics and risks of the asset or liability and the level of the fair value hierarchy.

s) Investment in subsidiaries

The Company has elected to recognize its investments in subsidiaries at cost in accordance with the option available in Ind AS 27, 'Separate Financial Statements.

t) Financial instruments

A financial instrument is any contract that gives rise to a financial asset of one entity and a financial liability or equity instrument of another entity.

Initial recognition and measurement

Financial instruments are initially recognised when the entity becomes party to the contract.

Financial instruments are measured initially at fair value adjusted for transaction costs that are directly attributable to the origination of the financial instrument where financial instruments not classified at fair value through profit or loss. Transaction costs of financial instruments which are classified as fair value through profit or loss are expensed in the statement of profit and loss. However, trade receivables that do not contain a significant financing component are measured at transaction price.

Subsequent measurement of financial assets

For the purposes of subsequent measurement, the financial assets are classified in the following categories based on the company's business model for managing the financial assets and the contractual terms of cash flows:

- those to be measured subsequently at fair value; either through OCI or through profit or loss
- those measured at amortised cost

For assets measured at fair value, changes in fair value will either be recorded in the statement of profit and loss or OCI. For investments in debt instruments, this will depend on the business model in which investment is held. For investments in equity instruments, this will depend on whether the company has made an irrevocable election at the time of initial recognition to account for equity investment at fair value through OCI.

The company reclassifies debt investments when and only when its business model for managing those assets changes.

Debt instruments at amortised cost

A 'debt instrument' is measured at the amortised cost if both the following conditions are satisfied:

- The asset is held within a business model whose objective is to hold assets for collecting contractual cash flows, and
- The contractual terms of the asset give rise on specified dates to cash flows that are solely payments of principal and interest (SPPI) on the principal amount outstanding.

Notes forming part of the Standalone Financial Statements

Gain or loss on a debt investment that is subsequently measured at amortised cost and is not part of hedging relationship is recognised in the statement of profit and loss when the asset is derecognised or impaired. Interest income from these financial assets is included in finance income using effective interest rate (EIR) method.

Debt instruments at fair value through other comprehensive income (FVTOCI)

Assets that are held for collection of contractual cash flows and for selling the financial assets, where the assets' cash flows represent SPPI, are measured at FVTOCI. The movements in the carrying amount are recognised through OCI, except for the recognition of impairment gains and losses, interest revenue and foreign exchange gain or losses which are recognised in the statement of profit and loss. When the financial asset is derecognised, the cumulative gain or loss previously recognised in OCI is reclassified from equity to the statement of profit and loss and recognised in other gains/ losses. Interest income from these financial assets is included in other income using EIR method.

Debt instruments at fair value through profit or loss (FVTPL)

Assets that do not meet the criteria for amortised cost or FVTOCI are measured at FVTPL. A gain or loss on debt instrument that is subsequently measured at FVTPL and is not a part of hedging relationship is recognised in the statement of profit and loss within other gains/ losses in the period in which it arises. Interest income from these financial assets is included in other income.

Equity investments

All equity investments in the scope of Ind AS 109 Financial Instruments are measured at fair value. Equity instruments which are held for trading are classified as at FVTPL. For all other equity instruments, the company may make an irrevocable election to recognise subsequent changes in the fair value in OCI. The company makes such election on an instrument-by-instrument basis. The classification is made on initial recognition and is irrevocable.

If the company decides to classify an equity instrument as at FVTOCI, then all fair value changes on the instrument, excluding dividends, are recognized in OCI. There is no recycling of the amounts from OCI to the statement of profit and loss, even on sale of equity instrument.

Equity instruments included within the FVTPL category are measured at fair value with all changes recognised in the statement of profit and loss.

Subsequent measurement of financial liabilities

For the purposes of subsequent measurement, the financial liabilities are classified in the following categories:

- those to be measured subsequently at fair value through profit or loss (FVTPL)
- those measured at amortised cost

Following financial liabilities will be classified under FVTPL:

- Financial liabilities held for trading
- Derivative financial liabilities
- Liability designated to be measured under FVTPL

All other financial liabilities are classified at amortised cost.

For financial liabilities measured at fair value, changes in fair value will recorded in the statement of profit and loss except for the fair value changes on account of own credit risk are recognised in Other Comprehensive Income (OCI).

Interest expense on financial liabilities classified under amortised cost category are measured using effective interest rate (EIR) method and are recognised in statement of profit or loss.

Derecognition of financial instruments

The company derecognises a financial asset when the contractual rights to the cash flows from the financial asset expire, or it transfers the rights to receive the contractual cash flows in a transaction in which substantially all of the risks and rewards of ownership of the financial asset are transferred or in which the company neither transfers nor retain substantially all of the risks and rewards of ownership and it does not retain control of the financial asset.

A financial liability is derecognised when the obligation under the liability is discharged or cancelled or expires. When an existing financial liability is replaced by another from the same lender on substantially different terms, or the terms of an existing liability are substantially modified, such an exchange or modification is treated as the derecognition of the original liability and the recognition of a new liability.

Notes forming part of the Standalone Financial Statements

The difference in the respective carrying amounts is recognised in the statement of profit and loss.

Impairment of financial assets

The company applies Expected Credit Loss (ECL) model for measurement and recognition of impairment loss on the financial assets mentioned below:

- Financial assets that are debt instrument and are measured at amortised cost
- Financial assets that are debt instruments and are measured as at FVOCI
- Trade receivables

The impairment methodology applied depends on whether there has been a significant increase in credit risk. Details how the company determines whether there has been a significant increase in credit risk is explained in the respective notes.

For impairment of trade receivables, the company chooses to apply practical expedient of providing expected credit loss based on provision matrix and does not require the Company to track changes in credit risk. Percentage of ECL under provision matrix is determined based on historical data as well as futuristic information.

Derivative financial instruments

Initial measurement and subsequent measurement

The company uses derivative financial instruments, such as forward currency contracts to hedge foreign currency risks. Such derivative financial instruments are initially recognised at fair value on the date on which a derivative contract is entered into and are subsequently re-measured at fair value. Derivatives are carried as financial assets when the fair value is positive and as financial liabilities when the fair value is negative. Any gains or losses arising from changes in the fair value of derivatives are recognised in the statement of profit or loss.

u) Cash dividend

The company recognises a liability to make cash distributions to equity holders when the distribution is authorised and approved by the shareholders. A corresponding amount is recognised directly in equity.

v) Earnings per share (EPS)

Basic EPS is calculated by dividing the profit for the year attributable to equity holders of the company

by the weighted average number of equity shares outstanding during the financial year, adjusted for bonus elements in equity shares issued during the year and excluding treasury shares.

Diluted EPS adjust the figures used in the determination of basic EPS to consider

- The after-income tax effect of interest and other financing costs associated with dilutive potential equity shares, and
- The weighted average number of additional equity shares that would have been outstanding assuming the conversion of all dilutive potential equity shares.

w) Operating segments

Operating segments are reported in a manner consistent with the internal reporting provided to the Chief Operating Decision Maker (CODM) of the Company. The CODM is responsible for allocating resources and assessing performance of the operating segments of the Company.

x) Significant accounting judgments, estimates and assumptions

The preparation of the financial statements in conformity with Ind AS, requires the management to make judgments, estimates and assumptions that affect the amounts of revenue, expenses, current assets, non-current assets, current liabilities, non-current liabilities, disclosure of the contingent liabilities and notes to accounts at the end of each reporting period. Actuals may differ from these estimates.

Judgements

In the process of applying the Company's accounting policies, management have made the following judgements, which have the most significant effect on the amounts recognised in the financial statements:

Operating segment

Ind AS 108 Operating Segments requires Management to determine the reportable segments for the purpose of disclosure in financial statements based on the internal reporting reviewed by Chief Operating Decision Maker (CODM) to assess performance and allocate resources. The standard also requires Management to make judgments with respect to aggregation of certain operating segments into one or more reportable segment.

Notes forming part of the Standalone Financial Statements

The Company has determined that the Chief Operating Decision Maker (CODM) is the Board of Directors (BoD). Operating segments used to present segment information are identified based on the internal reports used and reviewed by the BoD to assess performance and allocate resources.

Contingent liability

The Company has received various orders and notices from tax authorities in respect of direct taxes and indirect taxes. The outcome of these matters may have a material effect on the financial position, results of operations or cash flows. Management regularly analyses current information about these matters and discloses the information of related contingent liability. In making the decision regarding the need for creating loss provision, management considers the degree of probability of an unfavourable outcome and the ability to make a sufficiently reliable estimate of the amount of loss. The filing of a suit or formal assertion of a claim against the Company or the disclosure of any such suit or assertions, does not automatically indicate that a provision of a loss may be appropriate.

Estimates and assumptions.

The key assumptions concerning the future and other key sources of estimation uncertainty at the reporting date, that have a significant risk of causing a material adjustment to the carrying amounts of assets and liabilities within the next financial year, are described below. The Company based its estimates and assumptions on parameters available when the financial statements are prepared. Existing circumstances and assumptions about future developments, however, may change due to market conditions or circumstances arising that are beyond the control of the Company. Such changes are reflected in the assumptions when they occur.

Defined benefit obligation

The cost of the defined benefit plans and other post-employment benefits and the present value of the obligations are determined using actuarial valuation. An actuarial valuation involves making various assumptions that may differ from actual developments in the future. These include the determination of the discount rate, future salary increases, mortality rates and future post-retirement medical benefit increase. Due to the complexities involved in the valuation and its long-term nature, a defined benefit obligation is highly sensitive to changes in these assumptions. All assumptions are reviewed at each reporting date.

The parameter most subject to change is the discount rate. In determining the appropriate discount rate, management considers the interest rates of government bonds in currencies consistent with the currencies of the post-employment benefit obligations and extrapolated as needed along the yield curve to correspond with the expected term of the defined benefit obligation.

The mortality rate is based on publicly available mortality tables. Those mortality tables tend to change only at intervals in response to demographic changes. Future salary increases are based on the expected future inflation rates for the country.

Further details about defined benefit obligations are provided in the respective note prepared elsewhere in the financial statements.

Deferred Tax

Deferred tax assets are recognised for all deductible temporary differences including the carry forward of unused tax credits and any unused tax losses. Deferred tax assets are recognised to the extent that it is probable that taxable profit will be available against which the deductible temporary differences, and the carry forward of unused tax credits are unused tax losses can be utilized.

Estimation and underlying assumptions are reviewed on ongoing basis. Revisions to estimates are recognised prospectively.

y) Recent accounting pronouncements

Ministry of Corporate Affairs ("MCA") notifies new standard or amendments to the existing standards under Companies (Indian Accounting Standards) Rules as issued from time to time. On March 31, 2023, MCA amended the Companies (Indian Accounting Standards) Rules, 2015 by issuing the Companies (Indian Accounting Standards) Amendment Rules, 2023, applicable from April 1, 2023, as below:

Ind AS 1 – Presentation of Financial Statements

The amendments require companies to disclose their material accounting policies rather than their significant accounting policies. Accounting policy information, together with other information, is material when it can reasonably be expected to influence decisions of primary users of general-purpose financial statements. The Company does not expect this amendment to have any significant impact in its financial statements.

Notes forming part of the Standalone Financial Statements

Ind AS 12 – Income Taxes

The amendments clarify how companies account for deferred tax on transactions such as leases and decommissioning obligations. The amendments narrowed the scope of the recognition exemption in paragraphs 15 and 24 of Ind AS 12 (recognition exemption) so that it no longer applies to transactions that, on initial recognition, give rise to equal taxable and deductible temporary differences. The Company is evaluating the impact, if any, in its financial statements.

Ind AS 8 – Accounting Policies, Changes in Accounting Estimates and Errors

The amendments will help entities to distinguish between accounting policies and accounting estimates. The definition of a change in accounting

estimates has been replaced with a definition of accounting estimates. Under the new definition, accounting estimates are “monetary amounts in financial statements that are subject to measurement uncertainty”. Entities develop accounting estimates if accounting policies require items in financial statements to be measured in a way that involves measurement uncertainty. The Company does not expect this amendment to have any significant impact in its financial statements.

Notes forming part of the Standalone Financial Statements

3A. PROPERTY, PLANT AND EQUIPMENT

Changes in the carrying amount of property, plant and equipment

Particulars	(₹ in Lakhs)											Total	
	Leasehold land	Freehold land	Buildings (refer note 1)	Factory Equipments	Plant and machinery	Electrical installations	Furniture and fixtures Owned	Computer equipments	Office equipments	Quality control equipment	Motor vehicle		Dies and patterns
Gross carrying amount as at April 1, 2021	1,265.47	1,860.33	4,985.39	2,437.56	40,323.98	2,399.66	1,915.63	393.41	680.91	588.01	358.67	9,909.42	67,118.44
Additions/ (Adjustment)	-	-	82.23	35.13	3,925.50	10780	-	8.75	9.45	43.48	1.64	1,565.35	5,779.33
Disposal/retirements/ derecognition	-	-	22.58	31.90	41.15	9.87	22.40	0.86	2.62	20.28	0.42	21.54	173.62
Gross carrying amount as at March 31, 2022	1,265.47	1,860.33	5,045.04	2,440.79	44,208.33	2,497.59	1,893.23	401.30	687.74	611.21	359.89	11,453.23	72,724.15
Accumulated depreciation as at April 1, 2021	82.65	-	1,700.64	1,780.33	20,246.80	1,621.15	1,282.14	383.25	472.56	451.19	289.01	5,309.11	33,618.83
Depreciation	13.93	-	198.82	152.38	2,737.11	112.68	131.88	6.99	49.45	34.84	19.58	1,031.02	4,488.68
Disposal/retirements/ derecognition	-	-	22.55	30.25	37.41	9.05	16.92	0.86	2.54	20.16	0.40	15.90	156.04
Accumulated depreciation as at March 31, 2022	96.58	-	1,876.91	1,902.46	22,946.50	1,724.78	1,397.10	389.38	519.47	465.87	308.19	6,324.23	37,951.47
Gross carrying amount as at April 1, 2022	1,265.47	1,860.33	5,045.04	2,440.79	44,208.33	2,497.59	1,893.23	401.30	687.74	611.21	359.89	11,453.23	72,724.15
Additions/ (Adjustment)	16.07	-	132.35	219.08	2,899.60	15709	-	11.36	28.39	9.29	58.80	2,724.32	6,256.35
Disposal/retirements/ derecognition	-	-	108.65	337.04	4,013.13	577.14	357.76	369.85	313.89	191.43	105.61	1,021.36	7,395.86
Gross carrying amount as at March 31, 2023	1,265.47	1,876.40	5,068.74	2,322.83	43,094.80	2,077.54	1,535.47	42.81	402.24	429.07	313.08	13,156.19	71,584.64
Accumulated depreciation as at April 1, 2022	96.58	-	1,876.91	1,902.46	22,946.50	1,724.78	1,397.10	389.38	519.47	465.87	308.19	6,324.23	37,951.47
Depreciation	13.87	-	214.56	166.84	3,109.63	12796	124.91	6.17	41.48	35.29	16.36	1,311.97	5,169.04
Disposal/retirements/ derecognition	-	-	108.78	334.57	4,004.88	574.87	350.04	369.73	313.33	189.35	104.86	1,020.40	7,370.81
Accumulated depreciation as at March 31, 2023	110.45	-	1,982.69	1,734.73	22,051.25	1,277.87	1,171.97	25.82	247.62	311.81	219.69	6,615.80	35,749.70
Carrying amount as at April 1, 2022	1,168.89	1,860.33	3,168.13	538.33	21,261.83	772.81	496.13	11.92	168.27	145.34	51.70	5,129.00	34,772.68
Carrying amount as at March 31, 2023	1,155.02	1,876.40	3,086.05	588.10	21,043.55	799.67	363.50	16.99	154.62	117.26	93.39	6,540.39	35,834.94

Note:

Refer note 16 and 19 for details of property, plant and equipment pledged as security for borrowings.16

All the title deeds of immovable properties are in the name of the company Except Leasehold Property.

Notes forming part of the Standalone Financial Statements

(a) CWIP ageing schedule

As at March 31, 2023

(₹ in Lakhs)

CWIP	Amount in CWIP for a period of				Total
	Less than 1 year	1-2 years	2-3 years	More than 3 years	
Projects in progress	1,235.09	39.44	10.00	-	1,284.53
Projects temporarily suspended	-	-	-	324.37	324.37

As at March 31, 2022

(₹ in Lakhs)

CWIP	Amount in CWIP for a period of				Total
	Less than 1 year	1-2 years	2-3 years	More than 3 years	
Projects in progress	766.84	10.00	-	-	776.84
Projects temporarily suspended	-	-	-	324.37	324.37

3B. INVESTMENT PROPERTY

Changes in the carrying amount of Investment property

(₹ in Lakhs)

Particulars	Land	Building	Total
Gross carrying amount as at April 1, 2021	109.80	269.08	378.88
Additions	-	-	-
Gross carrying amount as at March 31, 2022	109.80	269.08	378.88
Accumulated depreciation as at April 1, 2021	-	136.82	136.82
Depreciation	-	9.11	9.11
Accumulated depreciation as at March 31, 2022	-	145.93	145.93
Carrying amount as at April 1, 2021	109.80	132.26	242.06
Carrying amount as at March 31, 2022	109.80	123.15	232.95
Gross carrying amount as at April 1, 2022	109.80	269.08	378.88
Additions	-	-	-
Gross carrying amount as at March 31, 2023	109.80	269.08	378.88
Accumulated depreciation as at April 1, 2022	-	145.93	145.93
Depreciation	-	9.11	9.11
Accumulated depreciation as at March 31, 2023	-	155.04	155.04
Carrying amount as at April 1, 2022	109.80	123.15	232.95
Carrying amount as at March 31, 2023	109.80	114.04	223.84

Reconciliation of fair value:

Particulars	Investment property
Fair value as at April 1, 2022	527.01
Fair value difference	-
Fair value as at March 31, 2022	527.01
Fair value difference	-
Fair value as at March 31, 2023	527.01

The management is of the opinion that there is no significant change in fair valuation of investment property from previous years. Hence, the company has continued with the same value in the current year. All this fair value for investment properties forms part of Level 3 fair value.

These valuations are based on valuations performed by property valuer, an accredited independent valuer. The valuer is a specialist in valuing these types of properties. These valuations are generally based on ready reckoner rates available. All resulting fair value estimates for investment properties are included in Level 3.

The rent received from the investment property is ₹ 211.41 lakhs (Previous year : ₹ 197.08 lakhs).

Notes forming part of the Standalone Financial Statements

3C. INTANGIBLE ASSETS

Changes in the carrying amount of other intangible assets

(₹ in Lakhs)

Particulars	Software	Intangible Asset technical know-how	Total
Gross carrying amount as at April 1, 2021	567.20	1,071.19	1,638.39
Additions	-	1,581.61	1,581.61
Disposal/retirements/derecognition	7.68	-	7.68
Gross carrying amount as at March 31, 2022	559.52	2,652.80	3,212.32
Accumulated depreciation as at April 1, 2021	304.75	10.18	314.93
Depreciation	85.03	146.61	231.64
Disposal/retirements/derecognition	7.68	-	7.68
Accumulated depreciation as at March 31, 2022	382.10	156.79	538.89
Carrying amount as at April 1, 2021	262.45	1,061.01	1,323.46
Carrying amount as at March 31, 2022	177.42	2,496.01	2,673.43
Gross carrying amount as at April 1, 2022	559.52	2,652.80	3,212.32
Additions	-	1,887.83	1,887.83
Disposal/retirements/derecognition	18.20	-	18.20
Gross carrying amount as at March 31, 2023	541.32	4,540.63	5,081.95
Accumulated depreciation as at April 1, 2022	382.10	156.79	538.89
Depreciation	79.24	546.94	626.18
Disposal/retirements/derecognition	18.18	-	18.18
Accumulated depreciation as at March 31, 2023	443.16	703.73	1,146.89
Carrying amount as at April 1, 2022	177.42	2,496.01	2,673.43
Carrying amount as at March 31, 2023	98.16	3,836.90	3,935.06

(a) Intangible assets under development ageing schedule

As at March 31, 2023

(₹ in Lakhs)

Intangible assets under development	Amount in CWIP for a period of				Total
	Less than 1 year	1-2 years	2-3 years	More than 3 years	
Projects in progress	830.64	33.33	-	-	863.97
Projects temporarily suspended	-	-	-	-	-

As at March 31, 2022

(₹ in Lakhs)

Intangible assets under development	Amount in CWIP for a period of				Total
	Less than 1 year	1-2 years	2-3 years	More than 3 years	
Projects in progress	674.12	-	-	-	674.12
Projects temporarily suspended	-	-	-	-	-

Notes forming part of the Standalone Financial Statements

3D. RIGHT OF USE ASSET

Changes in the carrying amount of Investment property

(₹ in Lakhs)

Particulars	Building	Total
Gross carrying amount as at April 1, 2021	1,463.05	1,463.05
Additions	-	-
Disposal/retirements/derecognition	-	-
Gross carrying amount as at March 31, 2022	1,463.05	1,463.05
Accumulated depreciation as at April 1, 2021	878.12	878.12
Depreciation	292.47	292.47
Disposal/retirements/derecognition	-	-
Accumulated depreciation as at March 31, 2022	1,170.59	1,170.59
Carrying amount as at April 1, 2021	584.93	584.93
Carrying amount as at March 31, 2022	292.46	292.46
Gross carrying amount as at April 1, 2022	1,463.05	1,463.05
Additions	-	-
Disposal/retirements/derecognition	-	-
Gross carrying amount as at March 31, 2023	1,463.05	1,463.05
Accumulated depreciation as at April 1, 2022	1,170.59	1,170.59
Depreciation	292.46	292.46
Disposal/retirements/derecognition	-	-
Accumulated depreciation as at March 31, 2023	1,463.05	1,463.05
Carrying amount as at April 1, 2022	292.46	292.46
Carrying amount as at March 31, 2023	-	-

Refer note for further disclosures on leases.

New lease agreements are entered into post March 31, 2023 with the commencement date as on March 31, 2023. However no impact of these leases agreements were considered in the financial statement for the year ended March 31, 2023 therefore same will be taken from April 1, 2023 onwards.

4. NON CURRENT INVESTMENTS

(₹ in Lakhs)

Particulars	As at March 31, 2023	As at March 31, 2022
Investments in equity instruments of subsidiaries (at cost)		
Alicon Holding GmbH	1131.98	1131.98
35000 equity shares (PY 35000) of having face value of Euro 1 each		
Investments in equity instruments of other entities measured at fair value through Other Comprehensive Income		
Quoted Investments		
Bank of Maharashtra	0.23	0.15
900 equity shares (PY 900) of having face value of ₹10 each		
Unquoted Investments		
Radiance MH Sunrise Three Private Limited*	275.00	-
27,50,000 equity shares (PY : Nil) of ₹ 10 each fully paid-up)		

Notes forming part of the Standalone Financial Statements

(₹ in Lakhs)

Particulars	As at March 31, 2023	As at March 31, 2022
Investments in equity instruments of other entities measured at fair value through Profit and Loss		
Unquoted Investments		
Shamrao Vitthal Co-operative bank*	0.50	0.50
2000 equity shares (PY 2000) of ₹ 25 each fully paid-up		
Total	1,407.71	1,132.63
Aggregate book value of quoted investments	0.21	0.21
Aggregate market value of quoted investments	0.23	0.15
Aggregate value of unquoted investments	1407.48	1132.48

*The Company has not performed fair valuation of its investment in unquoted equity shares which are classified as FVTPL and FVTOCI, as the Company believes that impact of change on account of fair value is insignificant.

5. OTHER FINANCIAL ASSETS

(Unsecured, considered good unless otherwise stated)

(₹ in Lakhs)

Particulars	As at March 31, 2023	As at March 31, 2022
Security Deposit to related parties		
Security deposits.	500.01	465.05
Security Deposits other than related parties		
Security deposits	142.24	137.20
Margin money In FDR With remaining maturity of more than 12 months.	449.04	428.02
Total	1091.29	1030.27

Note :

- (i) Loans are measured at amortised cost
- (ii) Refer related party disclosure in note 43.

6. OTHER NON-CURRENT ASSETS

(Unsecured, considered good unless otherwise stated)

(₹ in Lakhs)

Particulars	As at March 31, 2023	As at March 31, 2022
Capital advances	547.80	540.56
Balances with customs, excise and other government authorities	350.19	491.47
Deposits paid against appeal/ assessment	163.85	88.08
Total	1,061.84	1,120.11

No amount is due from any of the directors or officers of the Company, severally or jointly with any other person or from firms where such director is a partner or from private companies where such director is a member.

Notes forming part of the Standalone Financial Statements

7. INVENTORIES

(Valued at the lower of cost and net realisable value)

Particulars	(₹ in Lakhs)	
	As at March 31, 2023	As at March 31, 2022
Finished goods	3,926.51	3,489.29
Semi Finished goods	3,232.68	3,094.87
Raw materials	2,962.76	3,045.46
Consumables & Spare Part	2,112.79	1,376.01
Packing Material	76.60	31.10
Dies under Development	1,428.52	583.31
Total	13,739.86	11,620.04

Note :

Finished goods [includes in transit of INR 385.69 lakhs (Previous year : INR 320.62 lakhs)]

8. TRADE RECEIVABLES

Particulars	(₹ in Lakhs)	
	As at March 31, 2023	As at March 31, 2022
Trade receivables (Unsecured) :		
Considered good		
- From others	39,813.10	35,741.48
- From related parties	-	21.94
Credit Impaired		
- From others	-	(0.01)
Total	39,813.10	35,763.41
Less: Allowance for Credit Impairment	-	(0.01)
Total	39,813.10	35,763.42

Notes:

- (i) Trade receivables from related parties are disclosed in note 43.
- (ii) Trade receivables are measured at amortised cost.
- (iii) Above balances are subject to confirmation & reconciliation if any.

9. CASH AND CASH EQUIVALENTS

Particulars	(₹ in Lakhs)	
	As at March 31, 2023	As at March 31, 2022
Cash In hand	17.04	14.20
Balances with banks		
- In current accounts	573.30	602.47
Total	590.34	616.67

10. BANK BALANCES OTHER THAN (9) ABOVE

Particulars	(₹ in Lakhs)	
	As at March 31, 2023	As at March 31, 2022
- Unpaid dividend account	14.17	13.79
Total	14.17	13.79

Notes forming part of the Standalone Financial Statements

11. LOANS

(Unsecured, considered good unless otherwise stated)

Particulars	(₹ in Lakhs)	
	As at March 31, 2023	As at March 31, 2022
- Loan to employees	0.63	0.82
Total	0.63	0.82

Notes:

- (i) Loans are measured at amortised cost.
- (ii) No amount is due from any of the directors or officers of the Company, severally or jointly with any other person or from firms where such director is a partner or from private companies where such director is a member.

12. OTHER CURRENT FINANCIAL ASSETS

(Unsecured, considered good unless otherwise stated)

Particulars	(₹ in Lakhs)	
	As at March 31, 2023	As at March 31, 2022
Interest accrued on term deposits	11.78	12.40
Total	11.78	12.40

Notes:

- (i) Other current financial assets are measured at amortised cost.

13. OTHER CURRENT ASSETS

(Unsecured, considered good unless otherwise stated)

Particulars	(₹ in Lakhs)	
	As at March 31, 2023	As at March 31, 2022
Advance to suppliers	81.22	127.95
Prepaid expenses	273.09	266.91
Balances with statutory authorities	372.07	635.24
Advance against expenses/others	24.36	40.07
Other Receivable	568.90	376.82
Total	1,319.64	1,446.99

No amount is due from any of the directors or officers of the Company, severally or jointly with any other person or from firms where such director is a partner or from private companies where such director is a member.

14. SHARE CAPITAL

Particulars	(₹ in Lakhs)	
	As at March 31, 2023	As at March 31, 2022
Authorised:		
2,00,00,000 (Previous year : 200,00,000) equity shares of ₹ 5 each fully paid up	1,000.00	1,000.00
Total Authorised share capital	1,000.00	1,000.00
Issued subscribed and fully paid up:		
16,111,840 (Previous year : 16,111,840) equity shares of ₹ 5 each fully paid up	805.60	805.60
Total Issued subscribed share capital	805.60	805.60

Notes forming part of the Standalone Financial Statements

14.1. Reconciliation of the number of equity shares outstanding at the beginning and at the end of the year:

Particulars	As at March 31, 2023		As at March 31, 2022	
	Number of shares	(₹ in Lakhs)	Number of shares	(₹ in Lakhs)
Equity shares				
At the beginning of the year	16,111,840	805.60	13,910,121	695.51
Add: Issued during the year	-	-	-	-
Shares issued on exercise of employee stock options	-	-	187,378	9.37
Shares issued under Qualified Institutional Placement	-	-	1,481,481	74.07
Shares issued under Preferential Allotment	-	-	532,860	26.64
Outstanding at the end of the year	16,111,840	805.60	16,111,840	805.60

14.2. The Company has only one class of shares referred to as equity shares having a par value of ₹ 5. Each shareholder of equity shares is entitled to one vote per share.

14.3. In the event of liquidation of the Company, the holders of equity shares will be entitled to receive a share in the remaining assets of the Company, after distribution of all preferential amounts. The distribution will be in proportion to the number of equity shares held by the shareholders.

14.4. Number of equity shares held by each shareholder holding more than 5% shares in the Company are as follows:

Name of the shareholders	Number of shares as at March 31, 2023	% of shares held	Number of shares as at March 31, 2022	% of shares held
Nastic Trading LLP	6,762,822	41.97%	6,762,822	41.97%
Shailendra Rai	1,107,899	6.88%	1,107,899	6.88%
Enkei Corporation	2,226,430	13.82%	2,226,430	13.82%
Axis Mutul Fund Trustee Ltd	1,011,983	6.28%	1,016,459	6.31%

14.5. Disclosures of Shareholdings of Promoters is set out below:

Equity shares of ₹ 5 each fully paid Name of the Promoter	As at March 31, 2023			As at March 31, 2022	
	No. of Shares	No. of Shares %	% change	No. of Shares	No. of Shares %
SHAIENDRAJIT CHARNJIT RAI	1,107,899	6.88%	0.00%	1,107,899	6.88%
VINITA RAI	1,520	0.01%	0.00%	1,520	0.01%
MEENAL GIDWANI	20	0.00%	0.00%	20	0.00%
USHA RAI	100	0.00%	0.00%	100	0.00%
DIVYA S SHAIENDRAJIT RAI	12	0.00%	0.00%	12	0.00%
SHEFALI RAI	12	0.00%	0.00%	12	0.00%
ISHAAN SHAIENDRAJIT RAI	12	0.00%	0.00%	12	0.00%
U. C. RAI HOLDINGS PRIVATE LIMITED	340,998	2.12%	0.00%	340,998	2.12%
SKYBLUETRADING AND INVESTMENTS P LTD	254,880	1.58%	0.00%	254,880	1.58%
PAMELA TRADING LLP	286,000	1.78%	0.00%	286,000	1.78%
MITHRA TRADING LLP	122,273	0.76%	0.00%	122,273	0.76%
NASTIC TRADING LLP	6,762,822	41.97%	0.00%	6,762,822	41.97%
ATLAS CASTALLOY LIMITED	99,820	0.62%	0.00%	99,820	0.62%

Notes forming part of the Standalone Financial Statements

Equity shares of ₹ 5 each fully paid Name of the Promoter	As at March 31, 2022			As at March 31, 2021	
	No. of Shares	No. of Shares %	% change	No. of Shares	No. of Shares %
SHAIENDRAJIT CHARNJIT RAI	1,107,899	6.88%	0.83%	841,469	6.05%
VINITA RAI	1,520	0.01%	0.00%	1,520	0.01%
MEENAL GIDWANI	20	0.00%	0.00%	20	0.00%
USHA RAI	100	0.00%	0.00%	100	0.00%
DIVYA S SHAIENDRAJIT RAI	12	0.00%	0.00%	12	0.00%
SHEFALI RAI	12	0.00%	0.00%	12	0.00%
ISHAAN SHAIENDRAJIT RAI	12	0.00%	0.00%	12	0.00%
U. C. RAI HOLDINGS PRIVATE LIMITED	340,998	2.12%	-0.33%	340,998	2.45%
SKYBLUE TRADING AND INVESTMENTS P LTD	254,880	1.58%	-0.25%	254,880	1.83%
PAMELA TRADING LLP	286,000	1.78%	-0.28%	286,000	2.06%
MITHRA TRADING LLP	122,273	0.76%	-0.12%	122,273	0.88%
NASTIC TRADING LLP	6,762,822	41.97%	-6.64%	6,762,822	48.62%
ATLAS CASTALLOY LIMITED	99,820	0.62%	-0.10%	99,820	0.72%

15. OTHER EQUITY

Particulars	(₹ in Lakhs)	
	As at March 31, 2023	As at March 31, 2022
Securities premium	21,098.70	21,098.70
Capital reserve	411.56	411.56
General reserve	1,240.00	1,240.00
Surplus	23,490.46	19,409.64
Equity instruments through Other comprehensive income	0.03	(0.05)
Total	46,240.75	42,159.85

16. BORROWINGS

Particulars	(₹ in Lakhs)	
	As at March 31, 2023	As at March 31, 2022
Term loans		
- From banks (secured)	12,520.32	11,011.40
- From financial institutions (secured)	3,356.43	4,571.65
Total Term loans	15,876.75	15,583.05
Less : Current maturities of long term borrowing	5,021.06	4,092.56
Total	10,855.69	11,490.49

Notes:

- Long-term borrowings include secured term loans at floating interest rates from State Bank of India, Bank of Maharashtra, Bajaj Finance Ltd and IDFC First Bank Ltd, Kotak Mahindra Bank and HDFC Bank Ltd. which are repayable through monthly / Quarterly instalments.
- We have also availed a new Term loan facility of INR 2500 Lakhs from IDFC First Bank LTD towards our capex expenditure in FY 2022-23 on a period of 6 years including 1 year moratorium period. The same is secured by first parri-passu on charge by way of registered mortgage on the existing fixed assets except Land at Khed city.
- Loans availed from State Bank of India, Bank of Maharashtra, Kotak Mahindra Bank, Bajaj Finance Ltd HDFC Bank Ltd and IDFC First Bank Ltd are secured by a first parri-passu charge by way of registered mortgage on the existing fixed assets except Land at Khed city. Loan availed from Bajaj Finance Ltd. is secured by exclusive charge on lease land at Khed city. Of these, ₹ 5021.06 Lakhs (PY ₹ 4092.56 Lakhs) are classified as current liabilities being repayable before March 31, 2023.
- Emergency Credit Line Guarantee Scheme 2.0 (ECLGS)-2 is launched by Government to provide additional liquidity to meet operational liabilities and support the business after unprecedented situation emerging out of COVID – 19. Under this scheme there was additional amount provided to the Borrower to the extent of 20% of the total Loans outstanding as on 29th Feb 21. There was 100% Credit Guarantee from National Credit Guarantee Trustee Company Limited (NCGTC) on the additional credit facility and secondary charge on existing primary and collateral securities of the company with the bankers. Under this scheme we have availed a total loan of ₹ 6503 Lakhs in FY 2020-21 and disbursement completed by 2021-22 from Existing bank & financial institution which is payable in 5 years period including 12 months moratorium. business after unprecedented situation

Notes forming part of the Standalone Financial Statements

emerging out of COVID – 19. Under this scheme there will be additional amount will be provided to the Borrower to the extent of 20% of the total Loans outstanding as on 29th Feb 21. There is 100% Credit Guarantee from National Credit Guarantee Trustee Company Limited (NCGTC) on the additional credit facility and secondary charge on existing primary and collateral securities with the bankers. Under this scheme we have availed ₹ 4602 Lakhs in FY 2020-21 from Existing bank & financial institution.

- (v) There is no default, continuing or otherwise in repayment of instalment, loan, balance outstanding as the case may be and interest as on the balance sheet date.
- (vi) Borrowings are measured at amortised cost

17. PROVISIONS

Particulars	(₹ in Lakhs)	
	As at March 31, 2023	As at March 31, 2022
Provision for employee benefits		
- Gratuity (Refer note 39(2))	425.00	533.26
- Compensated Absences	174.99	157.47
Total	599.99	690.73

18. DEFERRED TAX LIABILITIES (NET)

Particulars	(₹ in Lakhs)	
	As at March 31, 2023	As at March 31, 2022
Deferred tax liabilities		
- Property, plant and equipment	2,146.63	3,337.30
- Lease payable	-	(5.05)
- Transaction cost on term loans amortised over the tenure of the loan	4.75	10.20
Total	2,151.38	3,342.45
Deferred tax assets		
- Provision for doubtful debts and advances	-	(0.01)
- Provision allowed on payment basis	187.28	285.75
- Fair valuation of security deposit	-	12.22
Total	187.28	297.96
Net deferred tax liability	1,964.10	3,044.50

Refer note 48 for further disclosures

19. BORROWINGS

Particulars	(₹ in Lakhs)	
	As at March 31, 2023	As at March 31, 2022
Loans repayable on demand		
Working capital loans (secured)(Refer note (i) below)		
- From banks (secured).	5,900.74	5,133.61
- From financial institutions (secured).	5,500.00	3,000.00
Total Working capital loans	11,400.74	8,133.61
Liability from bank against Preshipment / PO funding (unsecured)(Refer note (ii) below)		
Interest accrued and not due on borrowings	56.54	47.59
Current maturities of long term debt	5,021.06	4,092.56
Total	16,478.34	12,273.76

Notes:

- (i) Short-term borrowings includes cash credit facilities availed from State Bank of India, Kotak Mahindra Bank (Formerly known as ING Vysya Bank), Bank of Maharashtra, IDFC First Bank and Bajaj Finance Ltd. These borrowings are secured in favour of all the aforementioned banks by a first parri-passu charge by way of hypothecation of all stocks and receivables and a second parri-passu charge by joint deed of hypothecation on all fixed assets of the Company.
- (ii) There is no default, continuing or otherwise in repayment of instalment, loan, balance outstanding as the case may be and interest as on the balance sheet date.
- (iii) Borrowings are measured at amortised cost

Notes forming part of the Standalone Financial Statements

20. LEASE LIABILITIES

Particulars	(₹ in Lakhs)	
	As at March 31, 2023	As at March 31, 2022
Lease liability	-	306.90
Total	-	306.90

21. TRADE PAYABLES

Particulars	(₹ in Lakhs)	
	As at March 31, 2023	As at March 31, 2022
Trade payables		
Total outstanding dues of micro enterprises and small enterprises	587.17	634.27
Total outstanding dues of creditors other than micro enterprises and small enterprises		
- Acceptances	9,742.33	7,753.80
- Others	10,567.41	11,414.34
	20,309.74	19,168.14
Total	20,896.91	19,802.41

Notes:

- (i) Above trade payable include amount due to related parties of ₹ 1382.38 lakhs and same has been disclosed in note no 43
- (ii) Trade payables are measured at amortised cost.
- (iii) Above balances are subject to confirmation & reconciliation if any.
- (iv) Dues to Micro and Small Enterprises

The Company has certain dues to suppliers registered under Micro, Small and Medium Enterprises Development Act, 2006 ('MSMED Act').

The Company has sent MSME confirmation to all the supplier & below disclosed dues to suppliers registered under Micro, Small and Medium Enterprises Development Act, 2006 ('MSMED Act') to the extent confirmation received from supplier. The disclosure pursuant to the said MSMED Act are as follows.

Particulars	(₹ in Lakhs)	
	As at March 31, 2023	As at March 31, 2022
Principal amount due to suppliers registered under the MSMED Act and remaining unpaid as at year end	587.17	632.04
Interest due to suppliers registered under the MSMED Act and remaining unpaid as at year end	5.38	2.23
Principal amounts paid to suppliers registered under the MSMED Act, beyond the appointed day during the year	-	-
Interest paid, other than under Section 16 of MSMED Act, to suppliers registered under the MSMED Act, beyond the appointed day during the year	-	-
Interest paid, under Section 16 of MSMED Act, to suppliers registered under the MSMED Act, beyond the appointed day during the year	-	-
Interest due and payable towards suppliers registered under MSMED Act, for payments already made	-	-
Further interest remaining due and payable for earlier years	4.73	2.50

Notes forming part of the Standalone Financial Statements

22. OTHER CURRENT FINANCIAL LIABILITIES

(₹ in Lakhs)

Particulars	As at March 31, 2023	As at March 31, 2022
Liabilities other than derivatives		
Accrued employee costs	618.64	569.24
Unclaimed dividend	13.30	13.79
Payables in respect of PPE	733.65	842.07
Payables in respect of services	922.48	759.17
Royalty payable	41.25	45.23
Other liabilities	384.45	134.74
Total	2,713.77	2,364.24

Note:

- (i) Liabilities are measured at amortised cost.

23. OTHER CURRENT LIABILITIES

(₹ in Lakhs)

Particulars	As at March 31, 2023	As at March 31, 2022
Advances from customers	40.07	203.17
Statutory remittances (net)	524.81	238.86
Total	564.88	442.03

24. PROVISIONS

(₹ in Lakhs)

Particulars	As at March 31, 2023	As at March 31, 2022
Provision for employee benefits		
- Gratuity (Refer note 40(2))	89.23	83.06
- Compensated Absences	54.87	43.94
Total	144.10	127.00

25. REVENUE FROM OPERATIONS

(₹ in Lakhs)

Particulars	For the year ended March 31, 2023	For the year ended March 31, 2022
Sale of products		
- Finished Goods	111,537.96	82,921.64
- Die Sales	4,311.91	5,705.55
- Sales traded goods	3,642.67	3,097.60
Other operating revenue		
- Scrap sale	6,081.06	3,366.24
- Export incentive	280.02	160.73
- Other Services	-	495.60
Total	125,853.62	95,747.36

The entire revenue from operations is recognised at point in time and relates to single operating segment i.e. Aluminium castings. Refer note no. 41 for further disclosures.

The information relating to trade receivables from revenue from operations is disclosed in note no. 8.

Notes forming part of the Standalone Financial Statements

(₹ in Lakhs)

Particulars	For the year ended March 31, 2023	For the year ended March 31, 2022
Details of products sold		
Manufactured goods		
Castings made from aluminum alloys	111,817.98	84,380.64
Dies	4,311.91	5,705.55
Total	116,129.89	90,086.19
Scrap Sales	6,081.06	2,067.97
Other Services	-	495.60
Trading Sales	3,642.67	3,097.60
Total	125,853.62	95,747.36

26. OTHER INCOME

(₹ in Lakhs)

Particulars	For the year ended March 31, 2023	For the year ended March 31, 2022
Interest Received	84.04	33.32
Rental income	211.41	197.08
Miscellaneous Income	45.73	91.92
Total	341.18	322.32

27. COST OF MATERIALS CONSUMED

(₹ in Lakhs)

Particulars	For the year ended March 31, 2023	For the year ended March 31, 2022
Inventory of materials at the beginning of the year	3,628.77	3,865.49
Purchases	63,961.71	48,548.24
Inventory of materials at the end of the year	4,391.28	3,628.77
Cost of materials consumed	63,199.20	48,784.96
Purchase of traded goods	3,437.82	3,090.47

28. CHANGES IN INVENTORIES OF FINISHED GOODS AND WORK-IN-PROGRESS

(₹ in Lakhs)

Particulars	For the year ended March 31, 2023	For the year ended March 31, 2022
At the beginning of the year		
Finished Goods	3,489.29	2,831.75
Work-in-progress	3,094.87	3,715.05
Total	6,584.16	6,546.80
At the end of the year		
Finished Goods	3,926.51	3,489.29
Work-in-progress	3,232.68	3,094.87
Total	7,159.19	6,584.16
Total Change in Inventories of finished goods and work-in-progress	(575.03)	(37.36)

The figures of purchases have been arrived by deducting the closing stock from the quantity/value of opening stock as increased by the consumption during the year.

Notes forming part of the Standalone Financial Statements

29. EMPLOYEE BENEFITS EXPENSE

(₹ in Lakhs)

Particulars	For the year ended March 31, 2023	For the year ended March 31, 2022
Salaries, wages and bonus	12,243.53	10,002.84
Contributions to Provident and other Funds	343.44	300.93
Gratuity and leave encashment	198.22	177.38
Employee share based payments expenses (refer note 45)	-	63.29
Employee Welfare Expenses	767.38	571.13
Total	13,552.57	11,115.57

30. DEPRECIATION AND AMORTISATION EXPENSE

(₹ in Lakhs)

Particulars	For the year ended March 31, 2023	For the year ended March 31, 2022
Depreciation on property, plant and equipment (refer note 3A)	5,169.04	4,488.68
Depreciation on Investment property, (refer note 3B)	9.11	9.11
Amortization of intangible assets (refer note 3C)	626.18	231.64
Depreciation on Right-of-use of asset (refer note 3D)	292.46	292.47
Total	6,096.79	5,021.90

31. FINANCE COSTS

(₹ in Lakhs)

Particulars	For the year ended March 31, 2023	For the year ended March 31, 2022
Interest on term loan & working capital (Refer note i)	2,911.30	2,754.55
Other borrowing costs	84.61	149.48
Unwinding of interest on lease liability	14.74	44.07
Total	3,010.65	2,948.10

Note:

(i) Includes amount of ₹ 10.34 lakh (Previous year : ₹ 12.50 lakh) pertaining to amortisation of transaction cost

32. OTHER EXPENSES

(₹ in Lakhs)

Particulars	For the year ended March 31, 2023	For the year ended March 31, 2022
Manufacturing Expenses		
Consumption of stores and spares	11,504.29	8,031.40
Power and fuel	8,160.55	5,907.81
Processing charges	4,365.99	3,903.46
Repairs to Machinery	274.93	176.83
Repairs Maintenance -Others	263.14	193.22
Rates and Taxes	224.35	229.37
Other Manufacturing Expenses	1,179.57	852.07
Total Manufacturing Expenses	25,972.82	19,294.16
Administrative Expenses		
Legal and Professional charges	658.74	738.68
Payment to Auditor's (refer note 39 I)	34.68	32.68
Rent	570.23	289.43

Notes forming part of the Standalone Financial Statements

(₹ in Lakhs)

Particulars	For the year ended March 31, 2023	For the year ended March 31, 2022
Corporate Social Responsibility Expenses (refer note 39 II)	42.58	61.45
Loss on Sales of Asset	26.20	16.11
Other Administrative Expenses	1,315.66	956.09
Total Administrative Expenses	2,648.09	2,094.44
Selling and Distribution Expenses		
Selling and distribution expenses	3,615.06	2,393.34
Total Selling and distribution expenses	3,615.06	2,393.34
Total other expenses	32,235.97	23,781.94

33. FINANCIAL INSTRUMENTS

33.1 Financial Instruments by category

The carrying value of financial instruments by categories as on March 31, 2023 are as follows:

(₹ in Lakhs)

Particulars	Amortised cost	FVTPL	FVTOCI	Total carrying value
Assets				
Investments in equity instruments	-	0.50	275.23	275.73
Trade receivables	39,813.10	-	-	39,813.10
Cash and cash equivalents	590.34	-	-	590.34
Other balances with banks	14.17	-	-	14.17
Loans	0.63	-	-	0.63
Other financial assets	1,103.07	-	-	1,103.07
Total Assets	41,521.31	0.50	275.23	41,797.04
Liabilities				
Borrowings	27,334.03	-	-	27,334.03
Trade payables	20,896.91	-	-	20,896.91
Other financial liabilities	2,713.77	-	-	2,713.77
Total Liabilities	50,944.71	-	-	50,944.71

The carrying value of financial instruments by categories as on March 31, 2022 are as follows:

(₹ in Lakhs)

Particulars	Amortised cost	FVTPL	FVTOCI	Total carrying value
Assets				
Investments in equity instruments	-	0.50	0.15	0.65
Trade receivables	35,763.42	-	-	35,763.42
Cash and cash equivalents	616.67	-	-	616.67
Other balances with banks	13.79	-	-	13.79
Loans	1,031.09	-	-	1,031.09
Other financial assets	12.40	-	-	12.40
Total Assets	37,437.37	0.50	0.15	37,438.02
Liabilities				
Borrowings	23,764.25	-	-	23,764.25
Lease liabilities	306.90	-	-	306.90
Trade payables	19,802.41	-	-	19,802.41
Other financial liabilities	2,364.24	-	-	2,364.24
Total Liabilities	46,237.80	-	-	46,237.80

Notes forming part of the Standalone Financial Statements

33.2. Fair value hierarchy

Financial assets and liabilities include cash and cash equivalents, other balances with banks, trade receivables, loans, other financial assets, trade payables and other financial liabilities whose fair values approximate their carrying amounts largely due to the short term nature of such assets and liabilities.

The following table presents fair value hierarchy of assets and liabilities measured at fair value as on March 31, 2023:

Particulars	As at	Fair value measurement as at		
	March 31, 2023	Level 1	Level 2	Level 3
Investments in shares of Bank of Maharashtra	0.23	0.23	-	-
Investments in shares of Radiance MH Sunrise Three Private Limited	275.00	-	-	275

The following table presents fair value hierarchy of assets and liabilities measured at fair value as on March 31, 2022:

Particulars	As at	Fair value measurement as at		
	March 31, 2022	Level 1	Level 2	Level 3
Investments in shares of Bank of Maharashtra	0.15	0.15	-	-

Valuation technique and significant unobservable inputs:

Level 2:

- (i) Derivative financial assets are valued based on inputs that are directly or indirectly observable in the market.

Significant increase in discount rates and spreads above risk free rate, in isolation would result in lower fair values. A significant increase in volatility in revenue growth rates will result in higher fair value.

Fair value of financial assets and financial liabilities measured at amortised cost :

The management believes that the fair values of non-current financial assets (e.g. loans and others), current financial assets (e.g., cash and cash equivalents, trade receivables, loans and others excluding other derivative assets) and current financial liabilities (e.g. trade payables and other payables excluding derivative liabilities) approximate their carrying amounts.

The Company has not performed fair valuation of its investment in unquoted equity shares as mentioned in note no. 4 which are classified as FVTPL and FVTOCI, as the Company believes that impact of change on account of fair value is insignificant.

33.3 Financial risk management

The Company's activities exposes it to market risks, credit risks and liquidity risks. The Company's management have overall responsibility for the establishment and oversight of the Company's risk management framework. The Company's risks are reviewed regularly to reflect changes in market conditions and the company's activities. Derivatives are used for hedging of foreign currency loan and not as a trading or speculative purposes.

The Company has exposure to the following risks arising from financial instruments :

a. Credit risk

Credit risk is the risk of financial losses to the Company if a customer or counterparty to financial instruments fails to discharge its contractual obligations. It arises primarily from the Company's receivables from customers. To manage this, the Company periodically assesses the key accounts receivable balances. As per Ind-AS 109 : Financial Instruments, the Company uses expected credit loss model to assess the impairment loss or gain.

The carrying amount of trade and other receivables and other financial assets represents the maximum credit exposure.

i. Trade receivables

The management has established accounts receivable policy under which customer accounts are regularly monitored. The Company has a dedicated sales team which is responsible for collecting dues from the customer within stipulated period. The management reviews status of critical accounts on a regular basis.

Notes forming part of the Standalone Financial Statements

Trade receivables that were not impaired

(₹ in Lakhs)

Particulars	Carrying amount	
	March 31, 2023	March 31, 2022
Less Than 180 days	36,741.69	33,491.74
More than 180 days	3,071.41	2,271.68
Total	39,813.10	35,763.42

Movement in allowance For Credit Impairment

Particulars	(₹ in Lakhs)
At April 1, 2021	309.47
Provided during the year	-
Amount written off / written back	(309.47)
At March 31, 2022	(0.01)
Provided during the year	9.79
Amount written off / written back	(9.80)
At March 31, 2023	-

ii. Financial instruments and Cash deposits

Credit risk from balances with banks and financial institutions is managed by the Company's treasury department in accordance with Company's policy. Company monitors rating, credit spreads and financial strength of its counter parties. Based on ongoing assessment Company adjust it's exposure to various counterparties.

b. Liquidity risk

Liquidity risk is the risk that the Company will encounter difficulty in meeting the obligations associated with its financial liabilities that are settled by delivering cash or another financial asset. The Company's approach to managing liquidity is to ensure, as far as possible, that it will have sufficient liquidity to meet its liabilities when they are due, under both normal and stressed conditions, without incurring unacceptable losses or risking damage to the Company's reputation.

The Company has a view of maintaining liquidity and to take minimum possible risk for which company monitors its cash and bank balances periodically in view of its short term obligations associated with its financial liabilities.

The liquidity position at each reporting date is given below:

(₹ in Lakhs)

Particulars	March 31, 2023	March 31, 2022
Cash and cash equivalents	590.34	616.67
Other balances with banks	14.17	13.79
Total	604.51	630.46

The following are the remaining contractual maturities of financial liabilities as on March 31, 2023.

(₹ in Lakhs)

Particulars	Repayable on demand	Less than one year	More than one year	Total
Borrowings	11,457.28	5,021.06	10,855.69	27,334.03
Trade payables	-	20,896.91	-	20,896.91
Other financial liabilities	13.30	2,700.47	-	2,713.77

Notes forming part of the Standalone Financial Statements

The following are the remaining contractual maturities of financial liabilities as on March 31, 2022.

Particulars	Repayable on demand	Less than one year	More than one year	Total
Borrowings	8,181.20	4,092.56	11,490.49	23,764.25
Lease liabilities	-	306.90	-	306.90
Trade payables	-	19,802.41	-	19,802.41
Other financial liabilities	13.79	2,350.45	-	2,364.24

c. Market risk

Market risk is a risk that the fair value or future cash flows of a financial instrument will fluctuate because of changes in market prices. The objective of market risk management is to manage and control market risk exposures within acceptable parameters, while optimizing the return. Market risk comprises three types of risk interest rate risk, currency risk and other price risk such as equity price risk. Financial instruments affected by market risk include borrowings, trade and other payables, foreign exchange forward contracts, security deposit, trade and other receivables and deposits with banks.

i. Foreign currency risk

Foreign currency risk is the risk that fair value or future cash flows of a financial instrument will fluctuate because of changes in foreign exchange rate. Company transacts business in its functional currency (INR) and in other foreign currencies. The Company's exposure to the risk of changes in foreign exchange rates relates primarily to the Company's operating activities, where revenue or expense is denominated in a foreign currency. The Company manages its foreign currency risk by hedging foreign currency denominated loan using foreign currency forward contracts. The Company negotiates the terms of those foreign currency forward contracts to match the terms of the hedged exposure.

The following foreign currency exposures have not been hedged by derivative instruments at the Balance Sheet date:

(₹ in Lakhs)

Nature of exposure	Amount in foreign currency		Equivalent amount in INR	
	March 31, 2023	March 31, 2022	March 31, 2023	March 31, 2022
USD				
Trade payables	1.83	7.38	150.56	564.33
Payable for PPE	2.39	-	196.24	-
Trade receivables	69.60	75.97	5,722.91	5,581.18
Cash and bank balance	0.02	0.02	1.62	1.63
Borrowing	9.83	17.69	807.86	1,345.08
Net (liabilities) / assets	55.58	50.92	4,569.88	3,673.41
EUR				
Trade payables	(4.43)	(2.93)	(397.00)	(278.48)
Payable for PPE	2.56	-	229.48	-
Trade receivables	7.40	10.86	662.93	895.34
Cash and bank balance	0.02	0.01	1.47	0.68
Net (liabilities) / assets	9.28	13.79	831.93	1,174.50
JPY				
Trade payables	(15.47)	11.37	(9.56)	7.57
Payable for PPE	-	-	-	-
Cash and bank balance	0.06	1.68	0.04	1.04
Net (liabilities) / assets	15.53	(9.69)	9.60	(6.53)
GBP				
Trade payables	0.96	0.20	97.56	20.13
Trade receivables	(0.04)	0.97	(3.83)	94.84
Cash and bank balance	0.01	0.00	1.05	0.06
Net (liabilities) / assets	(0.99)	0.77	(100.35)	74.77

Notes forming part of the Standalone Financial Statements

Foreign currency sensitivity on unhedged exposure

Financial Year	Foreign currency	Change in foreign currency rates	Effect on profit before tax	Effect on pre-tax equity
For March 31, 2023	USD	+5%	(228.49)	(228.49)
		-5%	228.49	228.49
	EUR	+5%	(41.60)	(41.60)
		-5%	41.60	41.60
	JPY	+5%	(0.48)	(0.48)
		-5%	0.48	0.48
For March 31, 2022	USD	+5%	(183.67)	(183.67)
		-5%	183.67	183.67
	EUR	+5%	(58.73)	(58.73)
		-5%	58.73	58.73
	JPY	+5%	0.33	0.33
		-5%	(0.33)	(0.33)
GBP	+5%	(3.74)	(3.74)	
	-5%	3.74	3.74	

Details of foreign currency loan that are hedged by derivative instruments or otherwise:

Particulars	Currency	Amount in foreign currency	Equivalent INR	Maturity Profile	Fair Value in Balance Sheet
As at March 31, 2023	USD	-	-	NA	-
As at March 31, 2022	USD	-	-	NA	-

ii. Interest rate risk

Interest rate risk is the risk that the fair value or future cash flows of a financial instrument will fluctuate because of changes in market interest rates. At the reporting date the interest rate profile of the Company's interest bearing financial instruments are follows:

Particulars	₹ in Lakhs	
	March 31, 2023	March 31, 2022
Variable rate instruments		
Borrowings	27,334.03	23,764.25

Interest rate sensitivity on variable rate instruments

Particulars	₹ in Lakhs	
	March 31, 2023	March 31, 2022
Impact on profit before tax or pre-tax equity		
Increase by 50 basis points	(137.00)	(119.00)
Decrease by 50 basis points	137.00	119.00

34. CAPITAL MANAGEMENT

For the purpose of the Company's capital management, capital includes issued equity capital and all other equity reserves attributable to the equity holders of the Company. The primary objective of the Company's capital management is to ensure that it maintains a strong credit rating and healthy capital ratios in order to support its business and maximise shareholder value.

The Company manages its capital structure and makes adjustments to it in light of changes in economic conditions and the requirements of the financial covenants. To maintain or adjust the capital structure, the Company may adjust the dividend payment to shareholders, return capital to shareholders or issue new shares.

No changes were made in the objectives, policies or processes for managing capital during the years ended March 31, 2023 and March 31, 2022.

Notes forming part of the Standalone Financial Statements

35. AGEING OF TRADE RECEIVABLES

As at March 31, 2023

(₹ in Lakhs)

Particulars	Outstanding for following periods from due date of payment						Total
	Not Due	Less than 6 months	6 months - 1 year	1-2 years	2-3 years	More than 3 years	
(i) Undisputed Trade receivables – considered good	22,842.33	8,137.34	1,166.78	648.63	1,256.01	-	34,051.09
(ii) Trade Receivables – which have significant increase in credit risk	-	-	-	-	-	-	-
(iii) Undisputed Trade Receivables – credit impaired	-	-	-	-	-	-	-
(iv) Disputed Trade Receivables – considered good	-	-	-	-	-	-	-
(v) Disputed Trade Receivables – which have significant increase in credit risk	-	-	-	-	-	-	-
(vi) Disputed Trade Receivables – credit impaired	-	-	-	-	-	-	-
Subtotal	22,842.33	8,137.34	1,166.78	648.63	1,256.01	-	34,051.09
Unbilled receivables							5,762.01
Less : Allowance for credit impairment							-
Total							39,813.10

As at March 31, 2022

(₹ in Lakhs)

Particulars	Outstanding for following periods from due date of payment						Total
	Not Due	Less than 6 months	6 months - 1 year	1-2 years	2-3 years	More than 3 years	
(i) Undisputed Trade receivables – considered good	21,273.50	7,238.13	786.12	1,485.54	-	-	30,783.29
(ii) Trade Receivables – which have significant increase in credit risk	-	-	-	-	-	-	-
(iii) Undisputed Trade Receivables – credit impaired	-	-	-	-	-	-	-
(iv) Disputed Trade Receivables – considered good	-	-	-	-	-	-	-
(v) Disputed Trade Receivables – which have significant increase in credit risk	-	-	-	-	-	-	-
(vi) Disputed Trade Receivables – credit impaired	-	-	-	-	-	-	-
Subtotal	21,273.50	7,238.13	786.12	1,485.54	-	-	30,783.29
Unbilled receivables							4,980.12
Less : Allowance for credit impairment							(0.01)
Total							35,763.42

Notes forming part of the Standalone Financial Statements

36. AGEING OF TRADE PAYABLES

As at March 31, 2023

(₹ in Lakhs)

Particulars	Outstanding for following periods from due date of payment				Total
	Less than 1 year	1-2 years	2-3 years	More than 3 years	
(i) MSME	592.55	-	-	-	592.55
(ii) Others	20,304.36	-	-	-	20,304.36
(iii) Disputed dues – MSME	-	-	-	-	-
(iv) Disputed dues - Others	-	-	-	-	-
Total	20,896.91	-	-	-	20,896.91

As at March 31, 2022

(₹ in Lakhs)

Particulars	Outstanding for following periods from due date of payment				Total
	Less than 1 year	1-2 years	2-3 years	More than 3 years	
(i) MSME	634.27	-	-	-	634.27
(ii) Others	19,168.14	-	-	-	19,168.14
(iii) Disputed dues – MSME	-	-	-	-	-
(iv) Disputed dues - Others	-	-	-	-	-
Total	19,802.41	-	-	-	19,802.41

37. ACCOUNTING RATIOS

(₹ in Lakhs)

Particulars	As at March 31, 2023	As at March 31, 2022	% Change	Remarks (required if percentage change is more than 25%)
(a) Current Ratio	1.35	1.40	-4%	
(b) Debt-Equity Ratio	0.58	0.55	-5%	
(c) Debt Service Coverage Ratio	1.79	1.33	35%	It is improved due to higher profitability in comparison of last year.
(d) Return on Equity Ratio	9.40%	2.14%	340%	It is improved due to higher profitability in comparison of last year.
(e) Inventory turnover ratio	9.61	7.90	22%	
(f) Trade Receivables turnover ratio	3.33	2.92	14%	
(g) Trade payables turnover ratio	3.16	2.62	21%	
(h) Net capital turnover ratio	1.24	1.02	21%	
(i) Net profit ratio	3.51%	0.96%	266%	Improved due to increase in profitability in comparison of last year
(j) Return on Capital employed	0.14	0.07	84%	Improved due to increase in profitability in comparison of last year

Notes forming part of the Standalone Financial Statements

Current ratio =	$\frac{\text{Current Assets}}{\text{Current Liabilities}}$
Debt-Equity Ratio =	$\frac{\text{Total Borrowings (Non-current + Current)}}{\text{Total Equity}}$
Debt Service Coverage Ratio =	$\frac{\text{Net Operating Income (Revenue - Certain operating expenses)}}{\text{Total Debt Service (Current debt obligations)}}$
Return on Equity Ratio =	$\frac{\text{Profit for the year}}{\text{Total Equity}}$
Inventory turnover ratio =	$\frac{\text{COGS}}{\text{Average inventory (Opening inventory + Closing inventory)/2}}$
Trade Receivables turnover ratio =	$\frac{\text{Turnover}}{\text{Average Trade Receivable (Opening + Closing)/2}}$
Trade payables turnover ratio =	$\frac{\text{COGS}}{\text{Trade payables}}$
Net capital turnover ratio =	$\frac{\text{Turnover (Revenue from operations)}}{\text{Total Assets}}$
Net profit ratio =	$\frac{\text{Profit for the year}}{\text{Turnover (Revenue from operations)}}$
Return on capital employed =	$\frac{\text{Earnings before interest and tax}}{\text{Total Assets - Current liabilities}}$

38. OTHER STATUTORY INFORMATION

Details of Benami Property held

The Company do not have any Benami property, where any proceeding has been initiated or pending against the Company for holding any Benami property.

Details of Loans and advances

- (i) The Company has not advanced to or loaned to or invested funds in any other person(s) or entity(ies), including foreign entities (Intermediaries) with the understanding that such Intermediary shall:
 - (a) directly or indirectly lend or invest in other persons or entities identified in any manner whatsoever by or on behalf of the Company (Ultimate Beneficiaries) or
 - (b) provide any guarantee, security or the like to or on behalf of the Ultimate Beneficiaries
- (ii) The Company has not received any fund from any person(s) or entity(ies), including foreign entities (Funding Party) with the understanding (whether recorded in writing or otherwise) that the Company shall:
 - (a) directly or indirectly lend or invest in other persons or entities identified in any manner whatsoever by or on behalf of the Funding Party (Ultimate Beneficiaries) or
 - (b) provide any guarantee, security or the like on behalf of the Ultimate Beneficiaries Wilful Defaulter

Wilful Defaulter

The company has not been declared as a wilful Defaulter by any Financial Institution or bank as at the date of Balance Sheet.

Relationship with Struck off Companies

The Company do not have any transactions with companies struck off.

Registration of charges or satisfaction with Registrar of Companies (ROC)

The company has no pending charges or satisfaction which are yet to be registered with the ROC beyond the Statutory period.

Notes forming part of the Standalone Financial Statements

Stock statements

There is variance in Quarterly returns or statements of current assets filed by the Company with banks and the books of accounts as Company is following the terms & conditions as mentioned in sanction letter, further reason for material Variance are mentioned below:

(₹ in Lakhs)

Quarter	Name of the bank	Particular	Amount as per books of account	Amount as reported in the quarterly return/ statement	Amount of difference	Remarks
June-22.	State Bank of India, Kotak Mahindra Bank, Bank of Maharashtra, IDFC Bank and Bajaj Finance Ltd	Inventory	12,163.00	12,085.00	(78.00)	No Material discrepancy
		Trade Receivables	25,423.81	25,571.00	147.19	No Material discrepancy
		Trade Payables	16,980.00	11,325.00	(5,655.00)	The company has not considered the trade payable related to logistic supply, man power and service supply which are not directly related to supply of material & not deducted advances to the suppliers at the time of submitting drawing power statement to the bank.
Sept-22.	State Bank of India, Kotak Mahindra Bank, Bank of Maharashtra, IDFC Bank and Bajaj Finance Ltd	Inventory	13,054.33	12,913.00	(141.33)	No Material discrepancy
		Trade Receivables	22,499.79	23,219.00	719.21	The Company at the time of submitting drawing power statement to the bank, has not deducted advances/not adjusted receipt bill by bill from customer customer balances.
		Trade Payables	20,039.00	12,260.00	(7,779.00)	The company has not considered the trade payable related to logistic supply, man power and service supply which are not directly related to supply of material & not deducted advances to the suppliers at the time of submitting drawing power statement to the bank.
Dec-22.	State Bank of India, Kotak Mahindra Bank, Bank of Maharashtra, IDFC Bank and Bajaj Finance Ltd	Inventory	13,212.00	12,825.00	(387.00)	The inventories balances as per books were based on the actual physical verification conducted by us whereas for the purpose of drawing power the effect of physical verification was not considered.
		Trade Receivables	25,940.72	25,942.00	1.28	No Material discrepancy
		Trade Payables	14,388.00	10,735.00	(3,653.00)	The company has not considered the trade payable related to logistic supply, man power and service supply which are not directly related to supply of material & not deducted advances to the suppliers at the time of submitting drawing power statement to the bank.
March-23.	State Bank of India, Kotak Mahindra Bank, Bank of Maharashtra, IDFC Bank and Bajaj Finance Ltd	Inventory	13,740.00	13,702.00	(38.00)	No Material discrepancy
		Trade Receivables	27,865.72	25,761.00	(2,104.72)	The Company has not Considered Rate revision & Raw Material Settlement from customers at the time of submitting drawing power statement to the bank.
		Trade Payables	20,897.00	12,387.00	(8,510.00)	The company has not considered the trade payable related to logistic supply, man power and service supply which are not directly related to supply of material & not deducted advances to the suppliers at the time of submitting drawing power statement to the bank.

Notes forming part of the Standalone Financial Statements

Compliance with number of layers of companies

The company has complied with the provision of the number of layers prescribed under clause (87) of section 2 of the Act read with the Companies (Restriction on number of Layers) Rules, 2017.

Compliance with approved Scheme(s) of Arrangements

There are no Schemes of Arrangements has been approved by the Competent Authority in terms of sections 230 to 237 of the Companies Act, 2013.

Discrepancy in utilization of borrowings

The company has used the borrowings from banks and financial institutions for the specific purpose for which it was taken at the balance sheet date. There are no discrepancy in utilisation of borrowings.

Undisclosed income

The Company does not have any transaction that is not recorded in the books of accounts that has been surrendered or disclosed as income during the year in the tax assessments under the Income Tax Act, 1961 (such as, search or survey or any other relevant provisions of the Income Tax Act, 1961).

Details of Crypto Currency or Virtual Currency

The company has not traded or invested in Crypto currency or Virtual Currency.

39. I Auditor's Remuneration

Particulars	(₹ in Lakhs)	
	FY 2022-23	FY 2021-22
Statutory Audit	20.00	20.00
Limited Review	6.00	6.00
Consolidation Audit	5.00	5.00
Certifications	1.00	1.00
Other	2.00	-
Out of pocket expenses	0.81	0.68
Total	34.81	32.68

II Details of CSR Expenditure

Particulars	(₹ in Lakhs)	
	FY 2022-23	FY 2021-22
Gross Amount To be spent during the year	21.37	61.45
Amount spent during the year	37.00	61.45
Shortfall at the end of the year	Nil	Nil
Total of previous years shortfall	Nil	Nil

During the FY 2022-23, Out of the total amount spent the Company had disbursed ₹ 37.00 lacs to Implementing Agency ('Bansuri Foundation/BF') towards CSR expenditure vis-à-vis CSR Obligation of ₹ 21.37 lacs. During the year ₹ 31.47 lacs has been spent by BF for CSR projects. For FY 2021-22, Rs. 60.31 lacs towards CSR obligation was disbursed to BF, out of which ₹ 17.75 lacs was spent by BF during FY 2021-22 and unutilized amount of ₹ 42.56 lacs was transferred to Special Account in terms of Section 135 of the Companies Act, 2013. The said amount of ₹ 42.56 lacs has been fully utilized by BF in FY 2022-23.

Notes forming part of the Standalone Financial Statements

40. DETAILS OF EMPLOYEE BENEFITS AS REQUIRED BY IND-AS 19 - "EMPLOYEE BENEFITS ARE AS UNDER"

1 Defined contribution plan - Provident fund and other funds

The group has recognized following amounts in the profit & loss account for the year:

Particular	(₹ in Lakhs)	
	FY 2022-23	FY 2021-22
Contribution to employee provident fund and other funds	343.44	300.93
Total	343.44	300.93

2 Defined benefit plan

- i) The defined benefit plan comprises gratuity, which is funded.
- ii) Actuarial gains and losses in respect of defined benefit plans are recognized in the Other Comprehensive Income (OCI).

The Company provides for gratuity for employees in India as per the Payment of Gratuity Act, 1972. Gratuity is a benefit to an employee in India based on 15 days last drawn salary for each completed year of service with a vesting period of five years.

These defined benefit plans expose the Company to actuarial risks, such as longevity risk and interest rate risk.

Change in present value of defined benefit obligation

Particulars	(₹ in Lakhs)	
	FY 2022-23	FY 2021-22
Present value of defined benefit obligation at the beginning of the year	1,001.91	1,051.71
Current service cost	83.06	88.93
Interest cost	65.36	60.20
Actuarial loss / (Gain) recognised in other comprehensive income		
a) changes in financial assumptions	(40.20)	(62.82)
b) changes in demographic assumptions		-
c) experience adjustments	14.96	14.15
Past service cost		-
Benefits paid	(105.12)	(150.26)
Present value of defined benefit obligation at the end of the year	1,019.97	1,001.91

Change in the fair value of plan assets

Particulars	(₹ in Lakhs)	
	FY 2022-23	FY 2021-22
Fair Value of plan assets at the beginning of the period	385.58	349.12
Interest Income	25.13	18.41
Return on plan assets, excluding interest income	5.02	4.20
Contribution by the employer	195.12	164.11
Benefit paid from the fund	(105.12)	(150.26)
Fair Value of plan assets at the end of the period	505.73	385.58

Analysis of defined benefit obligation

Particulars	(₹ in Lakhs)	
	FY 2022-23	FY 2021-22
Present value of obligation as at the end of the year	(1,019.97)	(1,001.91)
Fair Value of Plan Assets at the end of the Period	505.73	385.58
Net asset (liability) recognized in the Balance Sheet	(514.24)	(616.33)
Bifurcation of liability as per Schedule III		
Current Liability	90.11	83.06
Non-Current Liability	424.12	533.26
Net (asset) / liability recognized in the Balance Sheet	514.23	616.32

Notes forming part of the Standalone Financial Statements

Components of employer expenses/remeasurement recognized in the statement of Profit and Loss

Particulars	₹ in Lakhs	
	FY 2022-23	FY 2021-22
Current service cost	83.06	88.93
Net Interest Cost	40.24	41.79
Past Service Cost	-	-
Expenses recognized in the Statement of Profit and Loss	123.29	130.72

Components of employer expenses/remeasurement recognized in the Other Comprehensive Income (OCI)

Particulars	₹ in Lakhs	
	FY 2022-23	FY 2021-22
Actuarial loss / (gain)	(25.24)	(48.67)
Return on plan assets, Excluding interest income	(5.02)	(4.20)
Net (income)/expense recognized in the OCI	(30.26)	(52.87)

Analysis of defined benefit obligation

	₹ in Lakhs	
	FY 2022-23	FY 2021-22
Net opening provision in books of accounts	616.31	702.57
Employee Benefit Expense	123.29	130.72
Amounts recognized in Other Comprehensive Income	(30.26)	(52.87)
Contribution by the employer	(195.12)	(164.11)
Net (asset) / liability recognized in the Balance Sheet	514.23	616.31

Composition of the plan assets

	FY 2022-23	FY 2021-22
Policy of insurance	100.00%	100.00%
Total	100.00%	100.00%

Actuarial Assumptions:

	FY 2022-23	FY 2021-22
Discount rate	7.45%	7.00%
Salary Escalation	5.50%	5.50%

Withdrawal rates per annum

	FY 2022-23	FY 2021-22
- 25 years and below	5.00%	5.00%
- 26 to 35 years	4.00%	4.00%
- 35 to 45 years	6.00%	6.00%
- 46 to 55 years	2.00%	2.00%
- 56 years and above	1.00%	1.00%

- The discount rate is based on prevailing yields of Indian Government Securities as at the Balance Sheet date for the estimated term of the obligation.
- Salary Escalation Rate: The estimates of future salary increases takes into account the inflation, seniority, promotion and other relevant factors.
- Assumptions regarding future mortality rates are the rates as given under Indian Assured Lives Mortality (2006-08) Ultimate.

Notes forming part of the Standalone Financial Statements

Sensitivity Analysis

Reasonably possible changes at the reporting date to one of the relevant actuarial assumptions, holding other assumptions constant, would have affected the defined benefit obligation by the amounts shown below.

(₹ in Lakhs)

Projected benefit obligation on current assumptions	FY 2022-23		FY 2021-22	
	Defined benefit obligation		Defined benefit obligation	
	Increase	Decrease	Increase	Decrease
Discount rate (0.5 % movement)	978.14	1,064.79	957.72	1,049.65
Future salary growth (0.5 % movement)	1,062.40	979.49	1,046.92	959.14
Attrition rate (1 % movement)	1,024.90	1,014.79	1,006.42	997.19

Maturity profile of defined benefit plan

(₹ in Lakhs)

Projected benefits payable in future years from the date of reporting	FY 2022-23	FY 2021-22
1 st Following year	129.07	136.36
2 nd Following year	63.22	85.92
3 rd Following year	55.82	60.97
4 th Following year	95.55	58.22
5 th Following year	92.30	72.12
Sum of years 6 to 10	426.23	368.95

Weighted average assumptions used to determine net periodic benefit cost

(₹ in Lakhs)

Particulars	FY 2022-23	FY 2021-22
Number of active members	815.00	787.00
Per month salary cost for active members	221.00	193.82
Average monthly salary (₹)	27,116.00	24,627.00
Average age (years)	40.07	39.83
Weighted average duration of the projected benefit obligation (years)	11.15	11.44
Average expected future service (years)	17.99	20.18
Average outstanding term of the obligations (Years)	9.30	10.05
Prescribed contribution for next year (12 Months)	90.11	83.06

41. SEGMENT INFORMATION

The Company's operating business predominantly relates to manufacture of Aluminium Castings thereof and hence the Company has considered "Aluminium Castings" as the single reportable segment.

Revenue bifurcation based on geographical areas

(₹ in Lakhs)

Particulars	As at March 31, 2023	As at March 31, 2022
Domestic sales	1,09,109.18	83,737.58
Export sales	16,744.44	12,009.78
Total	1,25,853.62	95,747.36

Notes forming part of the Standalone Financial Statements

42. NET DEBT RECONCILIATION

Position of net debt

(₹ in Lakhs)

Particulars	As at	As at
	March 31, 2023	March 31, 2022
Borrowings		
Non-current borrowings	10,855.69	11,490.49
Current borrowings	16,478.34	12,273.76
Less		
Cash and cash equivalents	590.34	616.67
Net debt	26,743.69	23,147.58

Movement in net debt

(₹ in Lakhs)

Particulars	As at	As at
	March 31, 2023	March 31, 2022
Opening net debt	23,147.58	31,862.29
Cash flows	3,596.11	(8,714.71)
Opening interest accrued but not due	47.59	227.29
Closing interest accrued but not due	(56.54)	(47.59)
Interest expense	2,911.30	2,754.55
Interest paid	(2,902.35)	(2,934.25)
Closing net debt	26,743.69	23,147.58

43. RELATED PARTY DISCLOSURES

A. Relationship between the related parties:

Relationship	Name of related party
Subsidiary	Alicon Holding - GmbH
Step Down Subsidiary	Illichmann Castalloy - GmbH
Step Down Subsidiary	Illichmann Castalloy - sro
Group company	Atlas Castalloy Limited*

* Enterprise where the director has significant influence.

B. List of Key Management Personnel and their relatives:

Key Management Personnel (KMP)	Shailendrajit Rai	Managing Director
	Rajeev Sikand	Chief Executive Officer (CEO)
	Vimal Gupta	Chief Financial Officer (CFO)
	Veena Vaidhya	Company Secretary
	Pamela Rai	Non-Executive Director
	Anil D Harollikar	Independent Director
	Vinay Punjabi	Independent Director
	Ajay Nanawati	Independent Director
	Veena Mankar	Independent Director
	Junichi Suzuki	Non-Executive Director
Relatives of KMP	Preeti Gupta	Relative of CFO

Notes forming part of the Standalone Financial Statements

C. Transactions with related parties :

(₹ in Lakhs)

No.	Aggregate of transaction	FY 2022-23		FY 2021-22	
		Group company	Subsidiaries	Group company	Subsidiaries
1	Sales	1.72	29.92	16.03	33.01
2	Purchases	796.91	41.30	1,336.00	62.57
3	Rent paid	347.35	-	330.81	-
4	Expenses charged to the company	2,971.90	116.33	2,536.85	11.53
5	Expenses charged by the company	61.72	42.04	770.10	612.25
6	Balance of investment (includes share application) in subsidiary at the year end	-	1,131.98	-	1,131.98
7	PPE purchased (net)	2,234.70	-	1,639.47	-
8	Amount receivable at the end of the year	500.00	-	500.00	451.32
9	Amount payable at the end of the year	933.62	448.76	2,159.44	697.09

Accounting has been done as per IND AS 116 but as it is in nature of Rent Payment hence disclosure has been given separately.

D. Transaction with related party of Key Managerial Personnel :

(₹ in Lakhs)

No.	Particulars	FY 2022-23	FY 2021-22
1	Rent paid	-	0.19

E. Compensation to key management personnel :

(₹ in Lakhs)

No.	Particulars	FY 2022-23	FY 2021-22
1	Short term employee benefits	420.62	316.46
2	Post-employment benefits	39.60	24.90
3	Commission	286.82	173.25
4	Share based payments	-	739.67
5	Sitting Fees	54.30	30.35
	Total	801.35	1,284.63

F. Other Transaction with Key Management Personnel :

(₹ in Lakhs)

No.	Particulars	FY 2022-23	FY 2021-22
1	Loan From Director	-	-
2	Loan Repay to Director	-	1,500.00
3	Interest on Loan From Director	-	67.76

Note:

As the post-employment benefits is provided on an actuarial basis for the Company as a whole, the amount pertaining to key management personnel is not ascertainable and therefore not included above. The amount included above is the contribution made by company.

G. Details of loans given to related parties.

No.	Type of Borrower	Amount of loan or advance in the nature of loan outstanding	Percentage to the total Loans and Advances in the nature of loans
1	Promoter	-	-
2	Directors	-	-
3	KMPs	-	-
4	Related Parties	-	-

Notes forming part of the Standalone Financial Statements

44. LEASE TRANSACTIONS

Lease liabilities included in the balance sheet

(₹ in Lakhs)

	March 31, 2023	March 31, 2022
Current	-	306.90
Non-current	-	-
Total	-	306.90

Amounts recognised in the statement of profit and loss

(₹ in Lakhs)

	March 31, 2023	March 31, 2022
Depreciation on right-of-use assets	292.46	292.47
Interest on Lease Liabilities	14.74	44.07
Expenses relating to short-term leases	570.23	289.43
Total	877.43	625.97

Contractual cashflows - lease liabilities

(₹ in Lakhs)

	March 31, 2023	March 31, 2022
- Not later than one year	-	306.90
- later than one year and not later than five years	-	-
- Later than five years	-	-
Total	-	306.90

45. STOCK OPTION PLANS

1. Employee Stock Option Plan- 2017

This Scheme shall be called the "Alicon Castalloy Limited – Employee Stock Option Scheme 2017 ("ESOS 2017" or "Scheme").

The objective of the ESOS 2017 is to reward the Employees of the Company for their performance and to motivate them to contribute to the growth and profitability of the Company. The Company also intends to use this Scheme to retain talent in the organization. The Company views Employee Stock Options as instruments that would enable the Employees to share the value they create for the Company and align individual objectives of employees with objectives of the Company in the years to come.

The Shareholders by way of special resolution dated June 8, 2017 have authorized the Nomination and Remuneration Committee to grant not exceeding 6,75,000 (Six lacs seventy five Thousand only) Options to the Employees under the ESOS 2017, in one or more tranches, exercisable into not more than 6,75,000 (Six lacs seventy five Thousand only) Shares of face value of ₹ 5 (Rupees five) each fully paid-up, with each such Option conferring a right upon the Employee to apply for one Share of the Company, in accordance with the terms and conditions as may be decided under the ESOS 2017

Options granted under ESOS 2017 would Vest after 1 (one) year but not later than 4 (four) years from the date of grant of such Options

Number and weighted average exercise prices of options granted, exercised and cancelled/lapsed during the financial year

Notes forming part of the Standalone Financial Statements

(₹ in Lakhs)

Particulars	FY 2022-23		FY 2021-22	
	No. of shares	Weighted average exercise price	No. of shares	Weighted average exercise price
Options outstanding at the beginning of the year	-	-	135,000	5
Granted during the year	-	-	-	-
Forfeited / surrendered during the year	-	-	-	-
Exercised during the year	-	-	135,000	5
Lapsed during the year	-	-	-	-
Options outstanding at the end of year	-	-	-	-
Options exercisable at the end of the year	-	-	-	-
Weighted average remaining contractual life	NA		NA	

The weighted average market price of the options exercised under Employees Stock Option Scheme -2017 on the date of exercise in the previous year is ₹ 578/-.

No options are granted in the current year and previous year.

The expected price volatility is based on the historic volatility, adjusted for any changes to future volatility due to publicly available information.

The Company has not recorded any expenses regarding the options granted under ESOP 2017 scheme during the year.

46. BASIC AND DILUTED EARNINGS PER SHARE

(₹ in Lakhs)

Particulars		FY 2022-23	FY 2021-22
Nominal value per equity share	₹	5.00	5.00
Profit for the year	₹ in lakhs	4,423.66	918.71
Weighted average number of basic equity shares	No. of shares	16,111,840	15,421,649
Effect of diluted shares	No. of shares	-	140,251
Weighted average number of diluted equity shares*	No. of shares	16,111,840	15,561,900
Earnings per share - Basic	No. of shares	27.46	5.96
Earnings per share - Diluted*	₹	27.46	5.90

* Effect of diluted shares is anti-dilutive due to loss incurred in the previous year.

47. DISCLOSURE OF CAPITAL COMMITMENT & CONTINGENT LIABILITIES

1. Capital commitment

(₹ in Lakhs)

Sr. No.	Particulars	March 31, 2023	March 31, 2022
1	Estimated amount of contracts remaining to be executed on capital account	1,262.51	1,236.79
	Total	1,262.51	1,236.79

Notes forming part of the Standalone Financial Statements

2. Contingent liabilities not provided for :

(₹ in Lakhs)

Sr. No.	Particulars	March 31, 2023	March 31, 2022
1	Stand by Letters of credit issued by Against foreign obligation related to subsidiary/Import	3,136.27	3,033.04
2	Performance and financial guarantees issued by the banks	562.01	277.32
3	corporate guarantees	507.96	507.96
4	Interest On Customs and related duties paid under protest for non fulfilment of export obligation	1,222.49	1,222.49
5	Assessment dues of VAT, CST & Central Excise	469.18	1,801.58
6	Pending cases in local civil court	1,810.32	666.32
7	Income Tax Assessment	-	1.92

48. INCOME TAXES

The income tax expense consists of following:

(₹ in Lakhs)

Particulars	FY 2022-23	FY 2021-22
Tax expense		
Current tax	1,622.75	238.34
Short/ (Excess) of earlier years	291.18	-
MAT credit entitlement	-	(64.33)
Deferred tax (benefit) / charge	(1,100.76)	271.38
Total tax expense	813.17	445.39
Other comprehensive income		
Remeasurements gains and losses on post employment benefits	10.58	18.48
Income tax expense reported in the statement of other comprehensive income	10.58	18.48

The deferred tax relates to origination/reversal of temporary differences.

The reconciliation of estimated income tax expense at Indian statutory income tax rate to income tax expense reported in Statement of Profit or Loss is as follows:

(₹ in Lakhs)

Particulars	FY 2022-23	FY 2021-22
Profit before tax	5,236.83	1,364.10
Indian statutory income tax rate	25.17%	34.94%
Expected tax expense	1,319.00	477.00
Tax Effect of adjustments to reconcile expected income tax expense to reported income tax expense	-	0.17
Effects of changes in Tax Rates	(835.03)	-
Effect of tax on earlier years	291.18	-
Tax rate difference on book profit as per Minimum Alternate Tax	-	(238.34)
Tax expenses accounted as no effect of Timing differences on MAT liability	-	207.05
Effect of weighted deductions, exemptions and deductions	(0.57)	-
Others (net)	38.58	(0.50)
Total tax expense	813.17	445.39

Notes forming part of the Standalone Financial Statements

Deferred Tax

Item wise movement in deferred tax expense recognised in profit or loss / OCI

Particulars	(₹ in Lakhs)	
	FY 2022-23	FY 2021-22
- Property, plant and equipment	(1,190.67)	147.44
- Unwinding of enkei payable	-	
- Leases	5.05	(10.57)
- Transaction cost on term loans amortised over the tenure of the loan	(5.45)	(4.37)
- Provision for doubtful debts and advances	(0.01)	108.15
- Provision allowed on payment basis	98.47	37.83
- Fair valuation of security deposit	12.22	11.35
Total expenses	(1,080.39)	289.83
- Recognised in Profit or Loss	(1,100.76)	271.38
- Recognised in Other Comprehensive Income	10.58	18.48
- Others	9.78	-
	(1,080.39)	289.83

The gross movement in the deferred tax for the year ended March 31, 2023 and March 31, 2022 is as follows:

Particulars	(₹ in Lakhs)	
	FY 2022-23	FY 2021-22
Net deferred tax liability (asset) at the beginning	3,044.51	2,754.65
(Credits) / charge relating to temporary differences	(1,100.76)	271.38
Temporary differences on other comprehensive income	10.58	18.48
Others	9.78	-
Net deferred income tax liability (asset) at the end	1,964.11	3,044.51

49. Figures have been regrouped wherever necessary to make them comparable.

As per our report of even date attached

On behalf of the Board of Directors of **Alicon Castalloy Ltd.**

For **Kirtane & Pandit LLP**

Chartered Accountants

Firm Regn No: 105215W/W100057

Parag Pansare

Partner

Membership No. 117309

S. Rai

Managing Director

DIN : 00050950

Rajeev Sikand

Chief Executive Officer

Place: Pune

Date: May 16, 2023

Vimal Gupta

Chief Financial Officer

Veena Vaidya

Company Secretary

Independent Auditor's Report on Consolidated Financial Statements

To the Members of
Alicon Castalloy Limited

Report on the audit of Consolidated Financial Statements

OPINION

We have audited the accompanying Consolidated financial statements of Alicon Castalloy Limited (hereinafter referred to as the 'Holding Company') and its subsidiaries (Holding Company and its subsidiaries together referred to as "the Group") which comprise the Balance Sheet as at March 31, 2023, the Statement of Profit and Loss (including Other Comprehensive Income), the Statement of Changes in Equity and the Statement of Cash Flows for the year ended on that date, and a summary of the significant accounting policies and other explanatory information (hereinafter referred to as "the Consolidated financial statements").

In our opinion and to the best of our information and according to the explanations given to us, the aforesaid Consolidated financial statements give the information required by the Companies Act, 2013 ("the Act") in the manner so required and give a true and fair view in conformity with the Indian Accounting Standards prescribed under section 133 of the Act read with the Companies (Indian Accounting Standards) Rules, 2015, as amended, ("Ind AS") and other accounting principles generally accepted in India, of the consolidated state of affairs of the Company as at March 31, 2023, of consolidated loss (including other comprehensive income), consolidated changes in equity and its consolidated cash flows for the year ended on that date.

BASIS FOR OPINION

We conducted our audit in accordance with the Standards on Auditing (SAs) specified under section 143(10) of the Act. Our responsibilities under those Standards are further described in the Auditor's Responsibilities for the Audit of the consolidated Financial Statements section of our report. We are independent of the Company in accordance with the Code of Ethics issued by the Institute of Chartered Accountants of India (ICAI) together with the independence requirements that are relevant to our audit of the consolidated financial statements under the provisions of the Act and the Rules made thereunder, and we have fulfilled our other ethical responsibilities in accordance with these requirements and the ICAI's Code of Ethics. We believe that the audit evidence we have obtained is sufficient and appropriate to provide a basis for our audit opinion on the Consolidated financial statements.

KEY AUDIT MATTERS

Key audit matters are those matters that, in our professional judgment, were of most significance in our audit of the Consolidated financial statements of the current period. These matters were addressed in the context of our audit of the Consolidated financial statements as a whole, and in forming our opinion thereon, we do not provide a separate opinion on these matters. We have determined the matters described below to be the key audit matters to be communicated in our report.

Sr. Key Audit Matter No.	Auditor's Response
<p>1 Property, Plant & Equipment</p> <p>Valuation and existence of property, plant and equipment including assessment of useful lives and residual values Property, plant and equipment represents a significant proportion of the Company's asset base. The estimates and assumptions made to determine the carrying amounts, including whether and when to capitalize or expense certain costs, and the determination of depreciation charges are material to the Group's financial position and performance. The charges in respect of periodic depreciation are derived after estimating an asset's expected useful life and the expected residual value. Changes to asset's carrying amounts, expected useful lives or residual value could result in a material impact on the consolidated financial statements and hence considered as key audit matter.</p>	<p>Our audit approach consisted evaluation of design and implementation of controls, and testing the operating effectiveness of the internal controls over valuation of property, plant and equipment and review of useful lives; Periodic physical verification of property, plant and equipment:</p> <ul style="list-style-type: none"> • Review of CAPEX business process, flow of documents/ information and their control's effectiveness • Substantive Tests on random sampling for all the major additions, deletions to the assets by applying all the characteristics of capital expenditure, proper classification of the same, with reference to the Holding Company's policy and accounting standards • We performed substantive testing for the determination of assets' useful lives and residual values with reference to management's judgments, including the appropriateness of past / existing asset lives and residual values applied in the calculation of depreciation. We also obtain certificates relating to useful lives of assets where, required.

Sr. Key Audit Matter No.	Auditor's Response
<p>2 Contingent Liability</p> <p>The Holding Company is involved in indirect tax and other civil court litigations that are pending with various tax authorities. Whether a liability is recognized or disclosed as a contingent liability in the consolidated financial statements is inherently judgmental and dependent on assumptions and assessments. We placed specific focus on the judgements in respect to these demands against the Group. Determining the amount, if any, to be recognized or disclosed in the consolidated financial statements, is inherently subjective. Therefore, these litigations amount is considered to be a key audit matter.</p>	<ul style="list-style-type: none"> • We have reviewed the policy and the procedure of physical verification of PPE. • As a result of the above procedures, we did not identify any exceptions in relation to the Valuation and existence of property, plant and equipment including assessment of useful lives and residual values which will affect our opinion. <p>Our procedures included, but were not limited to, the following:</p> <ul style="list-style-type: none"> • Obtained an understanding from the management with respect to process and controls followed by the Company for identification and monitoring of significant developments in relation to the litigations, including completeness thereof. • Obtained the list of litigations from the management and reviewed their assessment of the likelihood of outflow of economic resources being probable, possible or remote in respect of the litigations. • Assessed management's discussions held with their legal consultants and understanding precedents in similar cases; • Obtained and evaluated the managements representation from the company's internal dedicated team and consultant opinion wherever required representing the Company before the various authorities. Assessed and validated the adequacy and appropriateness of the disclosures made by the management in the financial statements.

INFORMATION OTHER THAN THE CONSOLIDATED FINANCIAL STATEMENTS AND AUDITOR'S REPORT THEREON

The Holding Company's Board of Directors is responsible for the preparation of the other information. The other information comprises the Management Discussion and Analysis, Board's Report including Annexures to Board's Report, Corporate Governance and Shareholder's Information but does not include the consolidated financial statements and our auditor's report thereon.

Our opinion on the Consolidated financial statements does not cover the other information and we do not express any form of assurance conclusion thereon.

In connection with our audit of the Consolidated financial statements, our responsibility is to read the other information and, in doing so, consider whether the other information is materially inconsistent with the Consolidated financial statements or our knowledge obtained during the course of our audit or otherwise appears to be materially misstated.

If, based on the work we have performed, we conclude that there is material misstatement of this other information,

we are required to report the fact. We have nothing to report in this regard.

RESPONSIBILITIES OF MANAGEMENT AND THOSE CHARGED WITH GOVERNANCE FOR THE CONSOLIDATED FINANCIAL STATEMENTS

The Holding Company's Board of Directors is responsible for the matters stated in section 134(5) of the Act with respect to the preparation of these Consolidated financial statements that give a true and fair view of the consolidated financial position, consolidated financial performance (Including other comprehensive income), consolidated changes in equity and consolidated cash flows of the Group in accordance with the Ind AS and other accounting principles generally accepted in India. The respective Board of Directors of the companies included in the Group are responsible for maintenance of adequate accounting records in accordance with the provisions of the Act for safeguarding the assets of the Group and for preventing and detecting frauds and other irregularities; selection and application of appropriate accounting policies; making judgments and estimates that are reasonable and prudent; and design, implementation and maintenance of adequate internal financial controls, that were operating effectively for

ensuring the accuracy and completeness of the accounting records, relevant to the preparation and presentation of the Consolidated financial statements that give a true and fair view and are free from material misstatement, whether due to fraud or error.

In preparing the Consolidated financial statements, the respective Board of Directors of the companies included in the Group are responsible for assessing the ability of the Group to continue as a going concern, disclosing, as applicable, matters related to going concern and using the going concern basis of accounting unless management either intends to liquidate the Group or to cease operations, or has no realistic alternative but to do so.

The respective Board of Directors of the companies included in the Group are responsible for overseeing the financial reporting process of the Group.

AUDITOR'S RESPONSIBILITIES FOR THE AUDIT OF THE CONSOLIDATED FINANCIAL STATEMENTS

Our objectives are to obtain reasonable assurance about whether the Consolidated financial statements as a whole are free from material misstatement, whether due to fraud or error, and to issue an auditor's report that includes our opinion. Reasonable assurance is a high level of assurance, but is not a guarantee that an audit conducted in accordance with SAs will always detect a material misstatement when it exists. Misstatements can arise from fraud or error and are considered material if, individually or in the aggregate, they could reasonably be expected to influence the economic decisions of users taken on the basis of these Consolidated financial statements.

As part of an audit in accordance with SAs, we exercise professional judgment and maintain professional skepticism throughout the audit. We also:

- Identify and assess the risks of material misstatement of the Consolidated financial statements, whether due to fraud or error, design and perform audit procedures responsive to those risks, and obtain audit evidence that is sufficient and appropriate to provide a basis for our opinion. The risk of not detecting a material misstatement resulting from fraud is higher than for one resulting from error, as fraud may involve collusion, forgery, intentional omissions, misrepresentations, or the override of internal control.
- Obtain an understanding of internal financial controls relevant to the audit in order to design audit procedures that are appropriate in the circumstances. Under section 143(3)(i) of the Act, we are also responsible for expressing our opinion on whether the Company has adequate internal financial controls system in place and the operating effectiveness of such controls.
- Evaluate the appropriateness of accounting policies used and the reasonableness of accounting estimates and related disclosures made by management.
- Conclude on the appropriateness of management's use of the going concern basis of accounting and, based on the audit evidence obtained, whether a material uncertainty exists related to events or conditions that may cast significant doubt on the ability of the Group to continue as a going concern. If we conclude that a material uncertainty exists, we are required to draw attention in our auditor's report to the related disclosures in the Consolidated financial statements or, if such disclosures are inadequate, to modify our opinion. Our conclusions are based on the audit evidence obtained up to the date of our auditor's report. However, future events or conditions may cause the Group to cease to continue as a going concern.
- Evaluate the overall presentation, structure and content of the Consolidated financial statements, including the disclosures, and whether the Consolidated financial statements represent the underlying transactions and events in a manner that achieves fair presentation.
- Obtain sufficient appropriate audit evidence regarding the financial information of Subsidiaries of the Group to express an opinion on the consolidated financial statements. We are responsible for the direction, supervision and performance of the audit of the financial statements of such entities or business activities included in the consolidated financial statements of which we are the independent auditors. For the other entities included in the consolidated financial statements, which have been audited by other auditors, such other auditors remain responsible for the direction, supervision and performance of the audits carried out by them. We remain solely responsible for our audit opinion.

Materiality is the magnitude of misstatements in the consolidated financial statements that, individually or in aggregate, makes it probable that the economic decisions of a reasonably knowledgeable user of the consolidated financial statements may be influenced. We consider quantitative materiality and qualitative factors in (i) planning the scope of our audit work and in evaluating the results of our work; and (ii) to evaluate the effect of any identified misstatements in the consolidated financial statements.

We communicate with those charged with governance of the Holding Company regarding, among other matters, the planned scope and timing of the audit and significant audit findings, including any significant deficiencies in internal control that we identify during our audit.

We also provide those charged with governance with a statement that we have complied with relevant ethical requirements regarding independence, and to communicate with them all relationships and other matters that may reasonably be thought to bear on our independence, and where applicable, related safeguards.

From the matters communicated with those charged with governance, we determine those matters that were of most significance in the audit of the Consolidated financial statements of the current period and are therefore the key audit matters. We describe these matters in our auditor's report unless law or regulation precludes public disclosure about the matter or when, in extremely rare circumstances, we determine that a matter should not be communicated in our report because the adverse consequences of doing so would reasonably be expected to outweigh the public interest benefits of such communication.

OTHER MATTER

We did not audit the financial statements and other financial information, in respect of subsidiaries, whose financial statements include total assets of ₹ 7,047.35 lakhs as on March 31, 2023, and total revenue of ₹ 14,270.53 lakhs, net profit (including other comprehensive income) ₹ 687.48 lakhs and net cash inflows amounting to ₹ 123.91 lakhs for the year ended on that date respectively, as considered in the consolidated financial statements. These unaudited financial statements have been furnished to us by the Management, and our opinion on the consolidated financial statements insofar as it relates to the amounts and disclosures included in respect of these subsidiaries and our report in terms of sub-section (3) of Section 143 of the Act insofar as it relates to the aforesaid subsidiaries, is based solely on such unaudited financial statements/information. In our opinion and according to the information and explanations given to us by the Management, these financial statements are not material to the Group.

Our opinion on the consolidated financial statements, and our report on Other Legal and Regulatory Requirements below, is not modified in respect of the above matters with respect to our reliance on financial statements and other financial information certified by the Management.

REPORT ON OTHER LEGAL AND REGULATORY REQUIREMENTS

- A. As required by Section 143(3) of the Act, based on our audit and on the consideration of the reports of the other auditors on the separate financial statements/financial information of such subsidiaries referred to in the Other Matters section above we report, to the extent applicable that:
- We have sought and obtained all the information and explanations which to the best of our knowledge and belief were necessary for the purposes of our audit of the aforesaid consolidated financial statements.

- In our opinion, proper books of account as required by law relating to preparation of the aforesaid consolidated financial statements have been so far as it appears from our examination of those books and reports of other auditors.
- The Consolidated Balance Sheet, the Consolidated Statement of Profit and Loss (including Other Comprehensive Income), the Consolidated Statement of Changes in Equity and the Consolidated Statement of Cash Flow dealt with by this Report are in agreement with the relevant books of account maintained for the purpose of preparation of the consolidated financial statements.
- In our opinion, the aforesaid Consolidated financial statements comply with the Ind AS specified under Section 133 of the Act, read with Rule 7 of the Companies (Accounts) Rules, 2014.
- On the basis of the written representations received from the directors of the Holding Company for the year ended March 31, 2023 taken on record by the Board of Directors of the Holding Company, none of the directors of the Holding Company is disqualified as on March 31, 2023 from being appointed as a director in terms of Section 164 (2) of the Act.
- With respect to the adequacy of the internal financial controls over financial reporting of the Company and the operating effectiveness of such controls, refer to our separate Report in "Annexure A". Our report expresses an unmodified opinion on the adequacy and operating effectiveness of the Company's internal financial controls over financial reporting.
- With respect to the other matters to be included in the Auditor's Report in accordance with the requirements of section 197(16) of the Act, as amended:

In our opinion and to the best of our information and according to the explanations given to us, the remuneration paid by the Holding Company to its directors during the year is in accordance with the provisions of section 197 of the Act.

- With respect to the other matters to be included in the Auditor's Report in accordance with Rule 11 of the Companies (Audit and Auditors) Rules, 2014, as amended in our opinion and to the best of our information and according to the explanations given to us:
 - The consolidated financial statements disclose the impact of pending litigations on the consolidated financial position of the Group – Refer Note 46 to the Consolidated financial statements.

- ii. The Group did not have any material foreseeable losses on long-term contracts including derivative contracts.
- iii. There has been no delay in transferring amounts, required to be transferred, to the Investor Education and Protection Fund by the Holding Company.
- iv. With respect to clause (e) of Rule 11 of the Companies (Audit and Auditors) Rules, 2014, as amended:
- (a) The respective Managements of the Parent Company and its subsidiaries which are companies incorporated in India, whose financial statements have been audited under the Act, have represented to us and to the other auditors of such subsidiaries, that, to the best of their knowledge and belief, no funds (which are material either individually or in the aggregate) have been advanced or loaned or invested (either from borrowed funds or share premium or any other sources or kind of funds) by the Parent Company or any such subsidiaries to or in any other person or entity, including foreign entity ('Intermediaries') with the understanding, whether recorded in writing or otherwise, that the intermediary shall, whether directly or indirectly lend or invest in other persons or entities identified in any manner whatsoever by or on behalf of the Parent Company or any of such subsidiaries ('Ultimate Beneficiaries') or provide any guarantee, security or the like on behalf of the Ultimate Beneficiaries.
- (b) The respective Managements of the Parent Company and its subsidiaries which are companies incorporated in India, whose financial statements have been audited under the Act, have represented to us and to the other auditors of such subsidiaries, that, to the best of their knowledge and belief, no funds (which are material either individually or in the aggregate) have been received by the Parent Company or any such subsidiaries from any other person or entity, including foreign entity ('Intermediaries') with the understanding, whether recorded in writing or otherwise, that the intermediary shall, whether directly or indirectly lend or invest in other persons or entities identified in any manner whatsoever by or on behalf of the Parent Company or any of such subsidiaries ('Ultimate Beneficiaries') or provide any guarantee, security or the like on behalf of the Ultimate Beneficiaries.
- (c) Based on the audit procedures that have been considered reasonable and appropriate in the circumstances performed by us and those performed by the auditors of the subsidiaries which are companies incorporated in India whose financial statements have been audited under the Act, nothing has come to our attention or other auditor's notice that has caused us or the other auditors to believe that the representations under sub-clause (i) and (ii) of Rule 11 (e) as provided under (a) and (b) above, contain any material misstatement.
- v. The dividend declared by the company during the year is in compliance with section 123 of the Companies Act, 2013.
- i) With respect to clause (g) of Rule 11 of the Companies (Audit and Auditors) Rules, 2014, as amended, the requirement under proviso to Rule 3(1) of Companies (Accounts) Rules, 2014 of mandatory audit trail in the Company accounting software is postponed to financial year commencing on or after April 1, 2023 as per notification G.S.R. 235(E) dated March 31, 2022 as issued by Ministry of Corporate Affairs. Accordingly, reporting for the same is not applicable
- B. There are no subsidiaries incorporated in India which are included in the consolidated financial statements. Accordingly reporting under matters specified in Paragraphs 3(xxi) and 4 of the Companies (Auditor's Report) Order, 2020 (the "Order" / "CARO") issued by the Central Government in terms of Section 143(11) of the Act, to be included in the Auditor's report is not applicable.

For **Kirtane & Pandit LLP**

Chartered Accountants

Firm Registration No.105215W/W100057

Parag Pansare

Partner

Place: Pune

Date: May 16, 2023

Membership No.: 117309

UDIN: 23117309BGQUYN3349

ANNEXURE "A" TO THE INDEPENDENT AUDITOR'S REPORT

(Referred to in paragraph 1(f) under 'Report on Other Legal and Regulatory Requirements' section of our report to the Members of Alicon Castalloy Limited of even date)

REPORT ON THE INTERNAL FINANCIAL CONTROLS OVER FINANCIAL REPORTING UNDER CLAUSE (I) OF SUB-SECTION 3 OF SECTION 143 OF THE COMPANIES ACT, 2013 ("THE ACT")

We have audited the internal financial controls over financial reporting of ALICON CASTALLOY LIMITED ("the Holding Company") as of March 31, 2023 in conjunction with our audit of the Consolidated financial statements of the Holding Company and its subsidiaries (Holding Company and its subsidiaries together referred to as "the Group") for the year ended on that date.

MANAGEMENT'S RESPONSIBILITY FOR INTERNAL FINANCIAL CONTROLS

The Board of Directors of the Holding Company is responsible for establishing and maintaining internal financial controls based on the internal control over financial reporting criteria established by the Company considering the essential components of internal control stated in the Guidance Note on Audit of Internal Financial Controls Over Financial Reporting issued by the Institute of Chartered Accountants of India. These responsibilities include the design, implementation and maintenance of adequate internal financial controls that were operating effectively for ensuring the orderly and efficient conduct of its business, including adherence to respective company's policies, the safeguarding of its assets, the prevention and detection of frauds and errors, the accuracy and completeness of the accounting records, and the timely preparation of reliable financial information, as required under the Companies Act, 2013.

AUDITOR'S RESPONSIBILITY

Our responsibility is to express an opinion on the internal financial controls over financial reporting of the Company based on our audit. We conducted our audit in accordance with the Guidance Note on Audit of Internal Financial Controls Over Financial Reporting (the "Guidance Note") issued by the Institute of Chartered Accountants of India and the Standards on Auditing prescribed under Section 143(10) of the Companies Act, 2013, to the extent applicable to an audit of internal financial controls. Those Standards and the Guidance Note require that we comply with ethical requirements and plan and perform the audit to obtain reasonable assurance about whether adequate internal financial controls over financial reporting was established and maintained and if such controls operated effectively in all material respects.

Our audit involves performing procedures to obtain audit evidence about the adequacy of the internal financial controls system over financial reporting and their operating effectiveness. Our audit of internal financial controls over financial reporting included obtaining an understanding of internal financial controls over financial reporting, assessing the risk that a material weakness exists, and testing and evaluating the design and operating effectiveness of internal control based on the assessed risk. The procedures selected depend on the auditor's judgement, including the assessment of the risks of material misstatement of the Consolidated financial statements, whether due to fraud or error.

We believe that the audit evidence we have obtained, is sufficient and appropriate to provide a basis for our audit opinion on the internal financial controls system over financial reporting of the Company.

MEANING OF INTERNAL FINANCIAL CONTROLS OVER FINANCIAL REPORTING

A company's internal financial control over financial reporting is a process designed to provide reasonable assurance regarding the reliability of financial reporting and the preparation of financial statements for external purposes in accordance with generally accepted accounting principles. A company's internal financial control over financial reporting includes those policies and procedures that (1) pertain to the maintenance of records that, in reasonable detail, accurately and fairly reflect the transactions and dispositions of the assets of the company; (2) provide reasonable assurance that transactions are recorded as necessary to permit preparation of financial statements in accordance with generally accepted accounting principles, and that receipts and expenditures of the company are being made only in accordance with authorisations of management and directors of the company; and (3) provide reasonable assurance regarding prevention or timely detection of unauthorised acquisition, use, or disposition of the company's assets that could have a material effect on the financial statements.

LIMITATIONS OF INTERNAL FINANCIAL CONTROLS OVER FINANCIAL REPORTING

Because of the inherent limitations of internal financial controls over financial reporting, including the possibility of collusion or improper management override of controls, material misstatements due to error or fraud may occur and not be detected. Also, projections of any evaluation of the internal financial controls over financial reporting to future periods are subject to the risk that the internal financial control over financial reporting may become inadequate because of changes in conditions, or that the

degree of compliance with the policies or procedures may deteriorate.

OPINION

In our opinion, the Holding Company has, in all material respects, maintained adequate internal financial controls over financial reporting as of March 31, 2023, based on the internal control over financial reporting criteria established by the Holding Company considering the essential components of internal control stated in the Guidance Note on Audit of Internal Financial Controls Over Financial Reporting issued by the Institute of Chartered

Accountants of India and the Holding Company's internal financial controls over financial reporting were operating effectively as of March 31, 2023.

For **Kirtane & Pandit LLP**
Chartered Accountants
Firm Registration No.105215W/W100057

Parag Pansare
Partner
Membership No.: 117309
UDIN: 23117309BGQUYN3349

Place: Pune
Pune, May 16, 2023

Consolidated Balance Sheet

as at March 31, 2023

(₹ in Lakhs)

Particulars	Note	As at March 31, 2023	As at March 31, 2022
Non-current assets			
Property, plant and equipment	3A	36,626.12	35,639.61
Capital work-in-progress	3A	1,642.64	1,947.10
Investment property	3B	223.84	232.95
Other Intangible assets	3C	3,935.06	2,674.54
Intangible assets Under development	3C	863.97	674.12
Right-of-use of asset	3D	-	292.46
Financial assets			
Investments	4	275.73	0.65
Other financial assets	5	1,091.29	1,030.27
Income tax assets (net)		192.03	1,003.52
Other non-current assets	6	1,061.84	1,120.11
Total Non-current assets		45,912.52	44,615.33
Current assets			
Inventories	7	15,283.71	13,100.45
Financial assets			
Trade receivables	8	44,093.26	40,252.84
Cash and cash equivalents	9	1,180.82	1,083.24
Bank Balances other than Above (9)	10	14.17	13.79
Loans	11	0.63	0.82
Other financial assets	12	11.78	12.40
Other current assets	13	2,259.56	1,739.59
Total Current assets		62,843.93	56,203.13
TOTAL ASSETS		108,756.45	100,818.46
EQUITY AND LIABILITIES			
Equity			
Equity share capital	14	805.60	805.60
Other equity	15	47,979.52	44,093.02
Total Equity		48,785.12	44,898.62
Liabilities			
Non-current liabilities			
Financial liabilities			
Borrowings	16	10,855.69	11,490.49
Provisions	17	599.99	690.73
Deferred tax liability (net)	18	1,964.10	3,044.49
Total Non-current liabilities		13,419.78	15,225.71
Current liabilities			
Financial liabilities			
Borrowings	19	19,230.05	14,664.20
Lease liabilities	20	-	306.90
Trade payables	21		
Due to micro and small enterprises		587.17	634.27
Due to other than micro and small enterprises		21,394.99	21,005.03
Other financial liabilities	22	3,057.01	2,646.44
Other current liabilities	23	1,570.01	1,192.03
Provisions	24	267.35	245.26
Current income tax liabilities.		444.97	-
Total Current liabilities		46,551.55	40,694.13
TOTAL EQUITY AND LIABILITIES		108,756.45	100,818.46
Significant accounting policies	1 - 2		
Notes referred to above form an integral part of the consolidated financial statements	3 - 48		

As per our report of even date attached

For **Kirtane & Pandit LLP**

Chartered Accountants

Firm Regn No: 105215W/W100057

Parag Pansare

Partner

Membership No. 117309

Place: Pune

Date: May 16, 2023

On behalf of the Board of Directors of **Alicon Castalloy Ltd.**

S. Rai

Managing Director

DIN : 00050950

Vimal Gupta

Chief Financial Officer

Rajeev Sikand

Chief Executive Officer

Veena Vaidya

Company Secretary

Consolidated Statement of Profit and Loss

for the year ended March 31, 2023

(₹ in Lakhs)

Particulars	Note	For the year ended March 31, 2023	For the year ended March 31, 2022
Revenue from operations	25	140,115.51	107,805.13
Other income	26	349.81	331.52
Total income		140,465.32	108,136.65
Expenses			
Cost of materials consumed	27	68,774.11	51,926.96
Purchase of stock-in-trade		3,437.82	3,090.47
Changes in inventories of finished goods, Stock-in-Trade and work-in-progress	28	(1,024.41)	(469.29)
Employee benefit expense	29	16,489.66	13,809.57
Depreciation and amortization expense	30	6,355.57	5,308.82
Finance costs	31	3,123.55	3,011.86
Other expenses	32	37,097.51	28,199.78
Total expenses		134,253.81	104,878.17
Profit before tax		6,211.51	3,258.48
Tax expense	46		
Current tax		1,878.98	633.37
Deferred tax (benefit)/charge		(1,100.76)	271.38
MAT credit entitlement		-	(64.33)
Short/ (Excess) of earlier years (including MAT Credit)		291.18	-
Total tax expense		1,069.40	840.42
Profit for the year		5,142.11	2,418.06
Other comprehensive income			
Items that will not be reclassified to profit or loss			
Remeasurements of defined benefit plans		30.26	52.87
Net (loss) or gain on FVTOCI assets		0.08	(0.04)
Income tax on items that will not be reclassified to profit or loss		(10.58)	(18.48)
Exchange differences in translating the financial statements of foreign operations		(30.97)	(108.35)
Income tax on items that will be reclassified to profit or loss			
Total other comprehensive income		(11.21)	(74.00)
Total comprehensive income for the year		5,130.90	2,344.06
Earnings per equity share for continuing operations (face value per share ₹ 5 each)			
Basic	44	31.92	15.68
Diluted	44	31.92	15.54
Significant accounting policies	1 - 2		
Notes referred to above form an integral part of the consolidated financial statements	3 - 48		

As per our report of even date attached

On behalf of the Board of Directors of **Alicon Castalloy Ltd.**For **Kirtane & Pandit LLP**

Chartered Accountants

Firm Regn No: 105215W/W100057

Parag Pansare

Partner

Membership No. 117309

Place: Pune**Date:** May 16, 2023**S. Rai**

Managing Director

DIN : 00050950

Vimal Gupta

Chief Financial Officer

Rajeev Sikand

Chief Executive Officer

Veena Vaidya

Company Secretary

Consolidated Cash Flow Statement

for the year ended March 31, 2023

(₹ in Lakhs)

Particulars	For the year ended March 31, 2023	For the year ended March 31, 2022
A. Cash flow from operating activities		
Net Profit / (Loss) before extraordinary items and tax	6,211.51	3,258.48
<i>Adjustments for:</i>		
Depreciation and amortisation	6,036.91	4,999.69
Loss On sales of Fixed Asset	26.20	16.66
Employee stock compensation cost	-	63.29
Interest income	(84.45)	(33.32)
Rent received	(211.41)	(197.08)
Provision for doubtful trade and other receivables	20.60	3.40
Amount written off during the year	(3.39)	(312.07)
Finance cost	3,108.81	2,967.79
Unrealised foreign exchange gain or loss	(165.67)	(165.67)
Exchange difference in translating the financial statement of foreign operations	(30.97)	(108.35)
Impact on account of leases	(14.42)	30.23
Sample sale written off	(11.93)	3.70
Total	8,670.28	7,268.27
Operating profit / (loss) before working capital changes	14,881.79	10,526.75
<i>Changes in working capital:</i>		
(Increase) / Decrease in inventories	(2,183.26)	(550.61)
(Increase) / Decrease in trade receivables	(3,642.47)	(6,794.61)
(Increase) / Decrease in other bank balances	(0.38)	(18.40)
(Increase) / Decrease in current loans	0.19	74.84
(Increase) / Decrease in other current financial asset	0.62	(0.17)
(Increase) / Decrease in other current assets	(519.97)	82.01
(Increase) / Decrease in non-current financial assets	(61.02)	9.32
(Increase) / Decrease in other non-current assets	58.27	111.16
Increase / (Decrease) in trade payables	305.30	5,501.42
Increase / (Decrease) in current other financial liabilities	410.57	(359.75)
Increase / (Decrease) in other current liabilities	377.98	(82.11)
Increase / (Decrease) in short-term provision	(90.74)	(91.56)
Increase / (Decrease) in long-term provision	52.35	86.04
Cash generated from operations	9,589.23	8,494.33
Net income tax (paid) / refunds	(903.91)	(775.95)
Net cash flow from / (used in) operating activities	8,685.32	7,718.38
B. Cash flow from investing activities		
Capital expenditure on property plant and equipment	(6,299.76)	(5,958.57)
Capital expenditure on intangibles asset	(1,886.69)	(1,444.64)
Investment in equity shares	(275.00)	-
Interest received	84.45	33.32
Rent received	211.41	197.08
Net cash flow from / (used in) investing activities	(8,165.59)	(7,172.81)

Consolidated Cash Flow Statement

for the year ended March 31, 2023

(₹ in Lakhs)

Particulars	For the year ended March 31, 2023	For the year ended March 31, 2022
C. Cash flow from financing activities		
Finance costs	(3,108.81)	(2,967.79)
Borrowings / (Repayment) (Net) long term	(634.80)	(3,788.45)
Borrowings / (Repayment) (Net) short term	4,565.85	(4,944.28)
Dividends	(362.52)	-
Other	(881.87)	11,009.38
Share issue expense	-	(208.15)
Premium on issue of shares under ESOP scheme	-	(0.12)
Net cash flow from / (used in) financing activities	(422.15)	(899.41)
Net increase / (decrease) in Cash and cash equivalents	97.58	(353.84)
Cash and cash equivalents at the beginning of the year	1,083.24	1,463.51
Cash and cash equivalents at the end of the year	1,180.82	1,109.67
Components of cash and cash equivalents		
Cash on hand	21.86	14.25
Balances with banks in current accounts	1,158.96	1,095.42
Balances as per statement of cash flow	1,180.82	1,109.67
Significant accounting policies		1 - 2
Notes referred to above form an integral part of the consolidated financial statements		3 - 48

As per our report of even date attached

On behalf of the Board of Directors of **Alicon Castalloy Ltd.**For **Kirtane & Pandit LLP**

Chartered Accountants

Firm Regn No: 105215W/W100057

Parag Pansare

Partner

Membership No. 117309

S. Rai

Managing Director

DIN : 00050950

Rajeev Sikand

Chief Executive Officer

Place: Pune**Date:** May 16, 2023**Vimal Gupta**

Chief Financial Officer

Veena Vaidya

Company Secretary

Consolidated Statement of changes in equity

for the year ended March 31, 2023

A EQUITY SHARE CAPITAL

	(₹ in Lakhs)
Balance as at April 1, 2021	695.51
Changes in equity share capital due to prior period errors	-
Restated balance as at April 1, 2021	695.51
Changes in equity share capital during 2021-22	110.09
Balance as at March 31, 2022	805.60
Changes in equity share capital due to prior period errors	-
Restated balance as at March 31, 2022	805.60
Changes in equity share capital during 2022-23	-
Balance as at March 31, 2023	805.60

B OTHER EQUITY

Particulars	Share application money pending allotment	Surplus					Exchange difference in translation of the financial statement of foreign Operations	Equity instruments through Other comprehensive income	Total
		Securities premium	Employee stock options outstanding (ESOP)	Capital reserve	General reserve	Surplus			
Balance as on March 31, 2021	62.47	9,588.49	693.44	411.55	1,240.00	18,796.82	210.02	(8.13)	30,994.66
Profit for the year	-	-	-	-	-	2,418.05	-	-	2,418.05
Other comprehensive income (net of tax)	-	-	-	-	-	34.39	(108.35)	(0.04)	(74.00)
Total comprehensive income for the year	-	-	-	-	-	2,452.44	(108.35)	(0.04)	2,344.05
Transactions with owners recognised directly in equity									
Share based payments to employees	-	-	63.29	-	-	-	-	-	63.29
Premium on issue of shares under ESOP scheme	(62.47)	819.08	(756.73)	-	-	-	-	-	(0.12)
Share application money received but pending allotment	10,973.36	-	-	-	-	-	-	-	10,973.36
Issue of equity shares	(10,973.36)	10,899.29	-	-	-	-	-	-	(74.07)
Share issue expense	-	(208.15)	-	-	-	-	-	-	(208.15)
Balance as on March 31, 2022	-	21,098.71	-	411.55	1,240.00	21,249.26	101.67	(8.17)	44,093.02
Profit for the year	-	-	-	-	-	5,142.11	-	-	5,142.11
Other comprehensive income (net of tax)	-	-	-	-	-	19.68	(30.90)	-	(11.22)

Consolidated Statement of changes in equity

for the year ended March 31, 2023

(₹ in Lakhs)

Particulars	Share application money pending allotment	Surplus					Exchange difference intranslation the financial statement of foreign Oprations	Equity instruments through Other comprehensive income	Total
		Securities premium	Employee stock options outstanding (ESOP)	Capital reserve	General reserve	Surplus			
Total comprehensive income for the year	-	-	-	-	-	5,161.79	(30.90)	-	5,130.89
Transactions with owners recognised directly in equity									
Dividends	-	-	-	-	-	(362.52)	-	-	(362.52)
Other	-	-	-	-	-	(881.87)	-	-	(881.87)
Balance as on March 31, 2023	-	21,098.71	-	411.55	1,240.00	25,166.66	70.77	(8.17)	47,979.52

- Securities premium reserve is used to record the premium on issue of shares. The reserve is utilised in accordance with the provisions of Section 52 of the Companies Act 2013.
- ESOP reserve is used to recognise the grant date fair value of options issued to employees under the Employee stock option plan which are unvested as on the reporting date.
- General reserve is created from time to time by way of transfer profits from surplus for appropriation purposes. General reserve is created by a transfer from one component of equity to another and is not an item of other comprehensive income.
- Capital reserve was created on acquisition of casting business of Atlas Castalloy in year 2014-15.
- Equity Instruments through Other Comprehensive Income - This represents the cumulative gains and losses arising on the revaluation of equity instruments measured at fair value through other comprehensive income, under an irrevocable option, net of amounts reclassified to retained earnings when such assets are disposed of.

Significant accounting policies 1 - 2

Notes referred to above form an integral part of the consolidated financial statements 3 - 48

As per our report of even date attached

On behalf of the Board of Directors of **Alicon Castalloy Ltd.**For **Kirtane & Pandit LLP**

Chartered Accountants

Firm Regn No: 105215W/W100057

Parag Pansare

Partner

Membership No. 117309

S. Rai

Managing Director

DIN : 00050950

Rajeev Sikand

Chief Executive Officer

Place: Pune**Date:** May 16, 2023**Vimal Gupta**

Chief Financial Officer

Veena Vaidya

Company Secretary

Notes forming part of the Consolidated Financial Statements

THE CORPORATE OVERVIEW

Alicon Castalloy Limited (“the Company”) is a public limited company domiciled in India and is listed on Bombay Stock Exchange and National Stock Exchange. The Company is the manufacturer of aluminium alloy die castings mainly used in automotive segment of the industry in India. The Company’s products also cover non-auto sector of the Industry. The Company also exports its products to the countries like U.S.A. and U.K.

The consolidated financial statements comprise the financial statements of the company and its subsidiaries (together referred to as “the group”).

1. BASIS OF PREPARATION

The financial statements of the group have been prepared in accordance with Indian Accounting Standards (“Ind AS”) notified under Section 133 of the Companies Act, 2013 (“the Act”) [the Companies (Indian Accounting Standards) Rules, 2015, as amended] and other relevant provisions of the Act.

The consolidated financial statements were authorised for issue by the Board of Directors on May 16, 2023.

a) Basis of measurement

The financial statements have been prepared on a historical cost basis, except for the following items, which are measured on an alternative basis on each reporting date.

- Certain financial assets and liabilities (including derivative instruments) are measured at fair value.
- Defined benefit plans – plan assets are measured at fair value.
- Equity settled share-based payments – measured at grant date fair value.

b) Current versus non-current classification

The group presents assets and liabilities in the balance sheet based on current and non-current classification.

An asset is classified as current when it is:

- Expected to be realised or intended to be sold or consumed in normal operating cycle
- Held primarily for the purpose of trading

- Expected to be realised within twelve months after the reporting period, or
- Cash or cash equivalent unless restricted from being exchanged or used to settle a liability for at least twelve months after the reporting period

All other assets are classified as non-current.

A liability is classified as current when it is:

- Expected to be settled in normal operating cycle
- Held primarily for the purpose of trading
- Due to be settled within twelve months after the reporting period, or
- There is no unconditional right to defer the settlement of the liability for at least twelve months after the reporting period

The group classifies all other liabilities as non-current.

Deferred tax assets and liabilities are classified as non-current assets and liabilities.

c) Principles of consolidation

The consolidated financial statements comprise the financial statements of the company and its subsidiaries. Control is achieved when the Group is exposed, or has rights, to variable returns from its involvement with the investee and has the ability to affect those returns through its power over the investee. Specifically, the Group controls an investee if and only if the Group has:

- Power over the investee (i.e. existing rights that give it the current ability to direct the relevant activities of the investee);
- Exposure, or rights, to variable returns from its involvement with the investee; and
- The ability to use its power over the investee to affect its returns.

Consolidated financial statements are prepared using uniform accounting policies for like transactions and other events in similar circumstances. If a member of the Group uses accounting policies other than those adopted in the consolidated financial statements for like transactions and events in similar circumstances, appropriate adjustments are made to that group member’s financial statements in preparing

Notes forming part of the Consolidated Financial Statements

the consolidated financial statements to ensure conformity with the Group's accounting policies.

The financial statements of all entities used for the purpose of consolidation are drawn up to same reporting date as that of the holding company.

In preparing the consolidated financial statements, the Group has used the following key consolidation procedures:

- Combine like items of assets, liabilities, equity, income, expenses and cash flows of the holding company with those of its subsidiaries. For this purpose, income and expenses of the subsidiary are based on the amounts of assets and liabilities recognised in the consolidated financial statements at the acquisition date.
- Offset (eliminate) the carrying amount of the holding company's investment in each subsidiary and the holding company's portion of equity of each subsidiary. Business combinations policy explains accounting for any related goodwill.
- Eliminate in full intragroup assets and liabilities, equity, income, expenses and cash flows relating to transactions between entities of the group. Profits or losses resulting from intragroup transactions that are recognised in assets, such as inventory and property, plant and equipment, are eliminated in full. However, intragroup losses may indicate an impairment that requires recognition in the consolidated financial statements. Ind AS 12 -Income Taxes applies to temporary differences that arise from the elimination of profits and losses resulting from intragroup transactions.

d) Functional and presentation currency:

The financial statements are presented in Indian Rupees (INR), which is the company's functional currency. All amounts disclosed in the Financial Statements including notes have been rounded off to the nearest lakhs in Indian Rupee (INR) as per the requirements of Schedule III of the Companies Act, 2013; unless otherwise indicated.

2. SIGNIFICANT ACCOUNTING POLICIES

This note provides a list of the significant accounting policies adopted in the preparation of these financial statements. These policies have been consistently

applied to all the years presented, unless otherwise stated.

a) Property, plant and equipment

• Recognition and measurement

Freehold land is carried at historical cost. All other items of property, plant and equipment are stated at cost less accumulated depreciation and accumulated impairment loss, if any. Cost comprises of purchase price and any directly attributable costs of bringing the asset to its working condition for the intended use. Any trade discounts and rebates are deducted in arriving at the purchase price.

Borrowing costs attributable to construction or acquisition of a qualifying asset for the period up to the date, the asset is ready for its intended use are included in the cost of the asset to which they relate.

Pre-operative expenditure including trial run expenses comprising of revenue expenses incurred as reduced by the revenue generated during the period up to the date, the asset is ready for its intended use are treated as part of costs of that asset.

Capital work-in-progress comprises of the cost of property, plant and equipment that are not yet ready for their intended use as at the balance sheet date.

Advances paid towards the acquisition of property, plant and equipment outstanding at each reporting date are disclosed under "Other non-current assets".

• Subsequent costs

The cost of replacing a part of an item of property, plant and equipment is recognised in the carrying amount of the item if it is probable that the future economic benefits embodied within the part will flow to the group and its cost can be measured reliably. The carrying amount of the replaced part is derecognised. The costs of the day-to-day servicing of property, plant and equipment are recognised in the statement of profit and loss as incurred.

• Derecognition

An item of property, plant and equipment is derecognised upon disposal or when no future

Notes forming part of the Consolidated Financial Statements

economic benefits are expected from its use or disposal. Gains and losses on disposal of an item of property, plant and equipment are determined by comparing the proceeds from disposal with the carrying amount of property, plant and equipment, and are recognised net and disclosed within other income or expenses in the statement of profit and loss.

- **Depreciation methods, estimated useful lives and residual value**

Depreciation is calculated over the depreciable amount, which is the cost of an asset, or other amount substituted for cost, less its residual value. Depreciation is recognised in the statement of profit and loss on a straight-line basis over the estimated useful lives of each part of an item of property, plant and equipment as prescribed in Schedule II of the Companies Act 2013, as assessed by the management of the group based on technical evaluation except in the case of following assets:

Description	Useful life considered
Plant & Machinery	Between 1 to 15 years
Buildings	Between 3 to 30 years
Computers – desktops, laptops	3 years
Electrical Installation and Equipment	Between 2 to 15 years
Factory Equipment	Between 1 to 15 years
Furniture & Fixture	Between 3 to 10 years
Office Equipment	Between 2 to 10 years
Dies & Pattern	Between 5 to 7 years

Freehold land is not depreciated.

b) Intangible assets

- **Recognition and measurement**

Intangible assets are recognised when the asset is identifiable, is within the control of the group, it is probable that the future economic benefits that are attributable to the asset will flow to the group and cost of the asset can be reliably measured.

Intangible assets acquired by the group that have finite useful lives are measured at cost less accumulated amortisation and any accumulated impairment losses.

- **Derecognition**

An item of intangible asset is derecognised upon disposal or when no future economic benefits are expected from its use or disposal. Gains and losses on disposal of intangible asset are determined by comparing the proceeds from disposal with the carrying amount of intangible asset and are recognised net and disclosed within other income or expenses in the statement of profit and loss.

- **Amortisation**

Amortisation is calculated over the cost of the asset, or other amount substituted for cost. Amortisation is recognised in statement of profit and loss on a straight-line basis over the estimated useful lives of intangible assets from the date that they are available for use, since this most closely reflects the expected pattern of consumption of the future economic benefits embodied in the asset.

The estimated useful lives are as follows:

Computer and functional software	7 years
----------------------------------	---------

c) Investment properties

Investment properties are measured initially at cost, including transaction costs. Subsequent to initial recognition, investment properties are stated at cost less accumulated depreciation and accumulated impairment loss, if any.

The cost includes the cost of replacing parts and borrowing costs for long-term construction projects if the recognition criteria are met. When significant parts of the property are required to be replaced at intervals, the Group depreciates them separately based on their specific useful lives. All other repair and maintenance costs are recognised in the statement of profit and loss as incurred.

Investment properties are derecognised either when they have been disposed off or when they are permanently withdrawn from use and no future economic benefit is expected from their disposal. The difference between the net disposal proceeds and the carrying amount of the asset is recognised in the statement of profit and loss in the period of derecognition.

Notes forming part of the Consolidated Financial Statements

d) Leases

At inception of a contract, the Group assesses whether a contract is, or contains, a lease. A contract is, or contains, a lease if the contract conveys the right to control the use of an identified asset for a period of time in exchange for consideration. To assess whether a contract conveys the right to control the use of an identified asset, the Group assesses whether:

- the contract involves the use of an identified asset - this may be specified explicitly or implicitly and should be physically distinct or represent substantially all of the capacity of a physically distinct asset. If the supplier has a substantive substitution right, then the asset is not identified.
- the Group has the right to obtain substantially all of the economic benefits from use of the asset throughout the period of use; and
- the Group has the right to direct the use of the asset. The Group has this right when it has the decision-making rights that are most relevant to changing how and for what purpose the asset is used. In rare cases where the decision about how and for what purpose the asset is used is predetermined, the Group has the right to direct the use of the asset if either:
 - the Group has the right to operate the asset; or
 - the Group designed the asset in a way that predetermines how and for what purpose it will be used.

At inception or on reassessment of a contract that contains a lease component, the Group allocates the consideration in the contract to each lease component on the basis of their relative stand-alone prices.

Group as a lessee

The Group recognises a right-of-use asset and a lease liability at the lease commencement date. The right-of-use asset is initially measured at cost, which comprises the initial amount of the lease liability adjusted for any lease payments made at or before the commencement date, plus any initial direct costs incurred and an estimate of costs to dismantle and remove the underlying asset or to restore the underlying asset or the site on which it is located, less any lease incentives received.

The right-of-use asset is subsequently depreciated using the straight-line method from the commencement date to the earlier of the end of the useful life of the right-of-use asset or the end of the lease term. The estimated useful lives of right-of-use assets are determined on the same basis as those of property and equipment. In addition, the right-of-use asset is periodically reduced by impairment losses, if any, and adjusted for certain remeasurements of the lease liability.

The lease liability is initially measured at the present value of the lease payments that are not paid at the commencement date, discounted using the interest rate implicit in the lease or, if that rate cannot be readily determined, the Group's incremental borrowing rate. Generally, the Group uses its incremental borrowing rate as the discount rate.

Lease payments included in the measurement of the lease liability comprise the following:

- fixed payments, including in-substance fixed payments.
- variable lease payments that depend on an index or a rate, initially measured using the index or rate as at the commencement date.
- amounts expected to be payable under a residual value guarantee; and
- the exercise price under a purchase option that the Group is reasonably certain to exercise, lease payments in an optional renewal period if the Group is reasonably certain to exercise an extension option, and penalties for early termination of a lease unless the Group is reasonably certain not to terminate early.

The lease liability is measured at amortised cost using the effective interest method. It is remeasured when there is a change in future lease payments arising from a change in an index or rate, if there is a change in the Group's estimate of the amount expected to be payable under a residual value guarantee, or if the Group changes its assessment of whether it will exercise a purchase, extension or termination option.

When the lease liability is remeasured in this way, a corresponding adjustment is made to the carrying amount of the right-of-use asset, or is recorded in profit or loss if the carrying amount of the right-of-use asset has been reduced to zero.

Notes forming part of the Consolidated Financial Statements

Short-term leases and leases of low-value assets

The Group has elected not to recognise right-of-use assets and lease liabilities for short-term leases that have a lease term of 12 months or less and leases of low-value assets. The Group recognises the lease payments associated with these leases as an expense on a straight-line basis over the lease term.

e) Impairment of non-financial assets

The Group assesses at each balance sheet date whether there is any indication that an asset or cash generating unit (CGU) may be impaired. If any such indication exists, the group estimates the recoverable amount of the asset. The recoverable amount is the higher of an asset's or CGU's fair value less costs of disposal or its value in use. Where the carrying amount of an asset or CGU exceeds its recoverable amount, the asset is considered impaired and is written down to its recoverable amount.

f) Inventories

Raw materials, consumables, stores and spares are valued at lower of cost and net realisable value. Cost is determined using moving average method.

Work-in-process and finished goods are valued at lower of cost and net realisable value. Cost includes direct material and labour and a proportion of manufacturing overhead based on normal operating capacity. Cost is determined using standard cost which approximates actual cost.

Net realisable value is the estimated selling price in the ordinary course of business, less estimated costs of completion and the estimated costs necessary to make the sale.

g) Cash and cash equivalents

Cash and cash equivalents in the balance sheet comprise cash at banks and cash on hand and short-term deposits with an original maturity of three months or less, which are subject to an insignificant risk of changes in value.

h) Revenue recognition

The Group is primarily into selling of aluminum castings. Sales are recognised when substantial control of the products has been transferred to the customer, being when the products are delivered to the customer or its authorised representative and there is no unfulfilled obligation that could affect the customer's acceptance of the products. Revenue

towards satisfaction of a performance obligation is measured at the amount of transaction price (net of variable consideration) allocated to that performance obligation. The transaction price of goods sold and services rendered is net of variable consideration on account of various discounts and schemes offered by the Group as part of the contract. The Group's obligation to provide a refund for defects in the products is recognised as a provision. A receivable is recognised when the goods are delivered as this is the point in time that the consideration is unconditional because only the passage of time is required before the payment is due.

The Group does not expect to have any contracts where the period between the transfer of the promised goods to the customer and payment by the customer exceeds one year. Accordingly, the group does not adjust any of the transaction prices for the time value of money.

The Group besides manufacturing the products from its raw materials, also converts raw materials supplied by its customers and accounts for the gross receipts as 'conversion income' once the job is completed and goods are dispatched to the customers. Income from development of such dies is accounted for in the year in which dies are completed and invoiced.

Other operating revenue represents income earned from the Group's principal activities and is recognised when the right to receive the income is established as per the terms of the contract.

i) Other income

• Interest income

Interest income from debt instruments is recognised using effective interest rate method (EIR). EIR is the rate that exactly discounts the estimated future cash payments or receipts over the expected life of the financial instrument or a shorter period, where appropriate, to the gross carrying amount of the financial asset or to the amortised cost of a financial liability.

• Dividends

Dividends are recognised in the statement of profit and loss only when the right to receive the payment is established, it is probable that the economic benefits associated with the dividend will flow to the group, and the amount can be measured reliably.

Notes forming part of the Consolidated Financial Statements

- Any other income are accounted for on accrual basis.

j) Borrowing costs

Borrowing costs consist of interest and other costs that an entity incurs in connection with the borrowing of funds. Borrowing cost also includes exchange differences arising from foreign currency borrowings to the extent they are regarded as an adjustment to the interest cost.

Borrowing are initially recognized net of transaction cost incurred and measured at amortized cost. Any difference between the proceeds (net of transaction costs) and the redemption amount is recognized in the statement of Profit and Loss over the period of the borrowings using effective interest method.

Interest and other borrowing costs that are directly attributable to the acquisition, construction or production of a qualifying asset are capitalized. Other interest and other borrowing cost are charged to profit and loss account.

k) Foreign currency transactions and balances

Transactions in foreign currencies are initially recorded at functional currency spot rates at the date the transaction first qualifies for recognition.

Monetary assets and liabilities denominated in foreign currencies which are outstanding, as at the reporting period are translated at the closing exchange rates and the resultant exchange differences are recognised in the statement of profit and loss.

Non-monetary assets and liabilities denominated in foreign currencies that are measured in terms of historical cost are translated using the exchange rate at the date of the transaction.

The results and financial position of foreign operations that have a functional currency different from the presentation currency are translated into the presentation currency as follows:

- assets and liabilities are translated at the closing rate at the date of that balance sheet
- income and expenses are translated at average exchange rates (unless this is not a reasonable approximation of the cumulative effect of the rates prevailing on the transaction dates, in

which case income and expenses are translated at the dates of the transactions), and

- All resulting exchange differences are recognised in other comprehensive income.

On consolidation, exchange differences arising from the translation of any net investment in foreign entities, and of borrowings and other financial instruments designated as hedges of such investments, are recognised in other comprehensive income. When a foreign operation is sold, the associated exchange differences are reclassified to the statement of profit and loss, as part of the gain or loss on sale.

Goodwill and fair value adjustments arising on the acquisition of a foreign operation are treated as assets and liabilities of the foreign operation and translated at the closing rate.

l) Employee Benefits

Short-term employee benefits

All employee benefits payable wholly within twelve months of rendering the services are classified as short-term employee benefits. Benefits such as salaries, wages, expected cost of bonus and short-term compensated absences, ex-gratia, performance pay etc. are recognised in the period in which the employee renders the related service.

Post-employment benefits

Defined contribution plans

Defined contribution plans are employee state insurance scheme and Government administered pension fund scheme for all applicable employees. The group has no further payment obligations once the contributions have been paid. The contributions are recognised as employee benefit expenses when they are due.

Defined benefit plans

The employees' gratuity fund scheme is managed by a LIC, is the group's defined benefit plan. The present value of the obligation under such defined benefit plans is determined based on actuarial valuation using the projected unit credit method, which recognises each period of service as giving rise to additional unit of employee benefit entitlement and measures each unit separately to build up the final obligation.

The obligation is measured at the present value of the estimated future cash flows. The discount rates used

Notes forming part of the Consolidated Financial Statements

for determining the present value of the obligation under defined benefit plans, is based on the market yields on government securities as at the reporting date, having maturity periods approximating to the terms of related obligations.

Remeasurements, comprising of actuarial gains and losses, the effect of the asset ceiling, excluding amounts included in net interest on the net defined benefit liability and the return on plan assets, are recognised immediately in the balance sheet with a corresponding debit or credit to retained earnings through Other Comprehensive Income (OCI) in the period in which they occur. Remeasurements are not reclassified to the statement of profit and loss in subsequent periods.

In case of funded plans, the fair value of the plan's assets is reduced from the gross obligation under the defined benefit plans, to recognise the obligation on net basis.

Changes in the present value of the defined benefit obligation resulting from plan amendments or curtailments are recognised immediately in the statement of profit and loss as past service cost.

Net interest is calculated by applying the discount rate to the net defined benefit liability or the fair value of the plan asset. The cost is included in employee benefit expense in the statement of profit and loss.

Other long-term employee benefits

The liabilities for earned leave which are not expected to be settled within twelve months after the end of the reporting period in which the employee render the related service. They are therefore measured as the present value of expected future payments to be made in respect of services provided by employee up to the end of the reporting period using the projected unit credit method. The benefits are discounted using the market yields at the end of the reporting period that have terms approximating the terms of the related obligation. Remeasurements as a result of experience adjustments and change in actuarial assumptions are recognised in the statement of profit and loss. The obligations are presented as current liabilities in the balance sheet if the entity does not have an unconditional right to defer settlement for at least twelve months after the reporting period, regardless of when the actual settlement is expected to occur.

m) Share-based payments

Employees of the Group who are entitled to receive remuneration in the form of share-based payments, whereby employees render services as consideration for equity instruments (equity-settled transactions).

Equity-settled transactions

The cost of equity-settled transactions is determined by the fair value at the grant date using fair valuation model.

That cost is recognised, together with a corresponding increase in share-based payment reserves in equity, over the period in which the performance and/or service conditions are fulfilled in employee benefits expense. The cumulative expense recognised for equity-settled transactions at each reporting date until the vesting date reflects the extent to which the vesting period has expired and the Group's best estimate of the number of equity instruments that will ultimately vest. The statement of profit and loss represents the movement in cumulative expense recognised as at the beginning and at the end of the period and to be recognised in the employee benefits expense.

The dilutive effect of outstanding options is reflected as additional share dilution in the computation of diluted earnings per share.

n) Research and development cost

Research costs are expensed as and when incurred. Development costs are expensed as and when incurred, unless the technical and commercial feasibility of the project is demonstrated, future economic benefits are probable and the costs can be measured reliably. Research and development expenditure of a capital nature includes the cost of relevant fixed assets.

o) Income tax

Income tax expense comprises of current tax and deferred tax. It is recognised in the statement of profit and loss except to the extent that it relates to the items recognised directly in OCI.

Current income tax

Current income tax assets and liabilities are measured at the amount expected to be recovered from or paid to the taxation authorities based on the taxable profits computed for the current accounting period. The tax rates and tax laws used to compute the amount are

Notes forming part of the Consolidated Financial Statements

those that are enacted or substantively enacted, at the reporting date.

Deferred tax

Deferred tax is provided on temporary differences between the tax base of assets and liabilities and their carrying amounts for financial reporting purposes at the reporting date.

Deferred tax liabilities are recognised for all taxable temporary differences, except when the deferred tax liability arises from the initial recognition of goodwill or an asset or liability in a transaction that is not a business combination and, at the time of the transaction, affects neither the accounting profit nor taxable profit or loss.

Deferred tax assets are recognised for all deductible temporary differences, the carry forward of unused tax credits (E.g. MAT Credit entitlement) and any unused tax losses. Deferred tax assets are recognised to the extent that it is probable that taxable profit will be available against which the deductible temporary differences, and the carry forward of unused tax credits and unused tax losses can be utilised, except when the deferred tax asset relating to the deductible temporary difference arises from the initial recognition of an asset or liability in a transaction that is not a business combination and, at the time of the transaction, affects neither the accounting profit nor taxable profit or loss.

The carrying amount of deferred tax assets is reviewed at each reporting date and reduced to the extent that it is no longer probable that sufficient taxable profit will be available to allow all or part of the deferred tax asset to be utilised. Unrecognised deferred tax assets are re-assessed at each reporting date and are recognised to the extent that it has become probable that future taxable profits will allow the deferred tax asset to be recovered.

Deferred tax assets and liabilities are measured at the tax rates that are expected to apply in the year when the asset is realised or the liability is settled, based on tax rates (and tax laws) that have been enacted or substantively enacted at the reporting date.

Deferred tax assets and deferred tax liabilities are offset if a legally enforceable right exists to set off current tax assets against current tax liabilities and

the deferred taxes relate to the same taxable entity and the same taxation authority.

p) Government grant

Grants from the Government are recognised at their fair value where there is a reasonable assurance that the grant will be received and the Group will comply with all attached conditions. Government grants relating to income are deferred and recognised in the statement of profit and loss over the period necessary to match them with the costs that they are intended to compensate and presented within other income.

q) Provisions and contingencies

A provision is recognised when the group has a present obligation (legal or constructive) as a result of a past event, it is probable that an outflow of resources embodying economic benefits will be required to settle the obligation and a reliable estimate can be made of the amount of the obligation.

When the group expects some or all of a provision to be reimbursed, the reimbursement is recognised as a separate asset, but only when the reimbursement is virtually certain. The expense relating to a provision is presented in the statement of profit and loss net of any reimbursement.

If the effect of the time value of money is material, provisions are discounted using a current pre-tax rate that reflects, when appropriate, the risks specific to the liability. When discounting is used, the increase in the provision due to the passage of time is recognised as a finance cost in the statement of profit and loss.

A contingent liability is a possible obligation that arises from past events whose existence will be confirmed by the occurrence or non-occurrence of one or more uncertain future events beyond the control of the Group or a present obligation that is not recognised because it is not probable that an outflow of resources will be required to settle the obligation. A contingent liability also arises where there is a liability that cannot be recognised because it cannot be measured reliably. The Group does not recognise a contingent liability but discloses its existence in the financial statements.

Contingent assets are not recognised in financial statements, unless they are virtually certain. However, contingent assets are disclosed where inflow of economic benefits are probable.

Notes forming part of the Consolidated Financial Statements

Provisions, contingent liabilities and contingent assets are reviewed at each balance sheet date.

r) Fair value measurement

Fair value is the price that would be received to sell an asset or paid to transfer a liability in an orderly transaction between market participants at the measurement date. The fair value measurement is based on the presumption that the transaction to sell the asset or transfer the liability takes place either:

- In the principal market for the asset or liability, or
- In the absence of a principal market, in the most advantageous market for the asset or liability

The Group uses valuation techniques that are appropriate in the circumstances and for which sufficient data are available to measure fair value, maximising the use of relevant observable inputs and minimising the use of unobservable inputs.

- Level 1 – Quoted (unadjusted) market prices in active markets for identical assets or liabilities
- Level 2 – Valuation techniques for which the lowest level input that is significant to the fair value measurement is directly or indirectly observable
- Level 3 – Valuation techniques for which the lowest level input that is significant to the fair value measurement is unobservable

For assets and liabilities that are recognised in the financial statements on a recurring basis, the group determines whether transfers have occurred between levels in the hierarchy by re-assessing categorisation (based on the lowest level input that is significant to the fair value measurement as a whole) at the end of each reporting period.

For the purpose of fair value disclosures, the group has determined classes of assets and liabilities based on the nature, characteristics and risks of the asset or liability and the level of the fair value hierarchy.

s) Financial instruments

A financial instrument is any contract that gives rise to a financial asset of one entity and a financial liability or equity instrument of another entity.

Initial recognition and measurement

Financial instruments are initially recognised when the entity becomes party to the contract.

Financial instruments are measured initially at fair value adjusted for transaction costs that are directly attributable to the origination of the financial instrument where financial instruments not classified at fair value through profit or loss. Transaction costs of financial instruments which are classified as fair value through profit or loss are expensed in the statement of profit and loss.

However, trade receivables that do not contain a significant financing component are measured at transaction price.

Subsequent measurement of financial assets

For the purposes of subsequent measurement, the financial assets are classified in the following categories based on the group's business model for managing the financial assets and the contractual terms of cash flows:

- those to be measured subsequently at fair value; either through OCI or through profit or loss
- those measured at amortised cost

For assets measured at fair value, changes in fair value will either be recorded in the statement of profit and loss or OCI. For investments in debt instruments, this will depend on the business model in which investment is held. For investments in equity instruments, this will depend on whether the group has made an irrevocable election at the time of initial recognition to account for equity investment at fair value through OCI.

The group reclassifies debt investments when and only when its business model for managing those assets changes.

Debt instruments at amortised cost

A 'debt instrument' is measured at the amortised cost if both the following conditions are satisfied:

- The asset is held within a business model whose objective is to hold assets for collecting contractual cash flows, and
- The contractual terms of the asset give rise on specified dates to cash flows that are solely payments of principal and interest (SPPI) on the principal amount outstanding.

Gain or loss on a debt investment that is subsequently measured at amortised cost and is not part of hedging relationship is recognised in the statement

Notes forming part of the Consolidated Financial Statements

of profit and loss when the asset is derecognised or impaired. Interest income from these financial assets is included in finance income using effective interest rate (EIR) method.

Debt instruments at fair value through other comprehensive income (FVTOCI)

Assets that are held for collection of contractual cash flows and for selling the financial assets, where the assets' cash flows represent SPPI, are measured at FVTOCI. The movements in the carrying amount are recognised through OCI, except for the recognition of impairment gains and losses, interest revenue and foreign exchange gain or losses which are recognised in the statement of profit and loss. When the financial asset is derecognised, the cumulative gain or loss previously recognised in OCI is reclassified from equity to the statement of profit and loss and recognised in other gains/ losses. Interest income from these financial assets is included in other income using EIR method.

Debt instruments at fair value through profit or loss (FVTPL)

Assets that do not meet the criteria for amortised cost or FVTOCI are measured at FVTPL. A gain or loss on debt instrument that is subsequently measured at FVTPL and is not a part of hedging relationship is recognised in the statement of profit and loss within other gains/ losses in the period in which it arises. Interest income from these financial assets is included in other income.

Equity investments

All equity investments in the scope of Ind AS 109 Financial Instruments are measured at fair value. Equity instruments which are held for trading are classified as at FVTPL. For all other equity instruments, the group may make an irrevocable election to recognise subsequent changes in the fair value in OCI. The group makes such election on an instrument-by-instrument basis. The classification is made on initial recognition and is irrevocable.

If the group decides to classify an equity instrument as at FVTOCI, then all fair value changes on the instrument, excluding dividends, are recognised in OCI. There is no recycling of the amounts from OCI to the statement of profit and loss, even on sale of equity instrument.

Equity instruments included within the FVTPL category are measured at fair value with all changes recognised in the statement of profit and loss.

Subsequent measurement of financial liabilities

For the purposes of subsequent measurement, the financial liabilities are classified in the following categories:

- those to be measured subsequently at fair value through profit or loss (FVTPL)
- those measured at amortised cost

Following financial liabilities will be classified under FVTPL:

- Financial liabilities held for trading
- Derivative financial liabilities
- Liability designated to be measured under FVTPL

All other financial liabilities are classified at amortised cost.

For financial liabilities measured at fair value, changes in fair value will be recorded in the statement of profit and loss except for the fair value changes on account of own credit risk are recognised in Other Comprehensive Income (OCI).

Interest expense on financial liabilities classified under amortised cost category are measured using effective interest rate (EIR) method and are recognised in statement of profit and loss.

Derecognition of financial instruments

The group derecognises a financial asset when the contractual rights to the cash flows from the financial asset expire, or it transfers the rights to receive the contractual cash flows in a transaction in which substantially all of the risks and rewards of ownership of the financial asset are transferred or in which the group neither transfers nor retain substantially all of the risks and rewards of ownership and it does not retain control of the financial asset.

A financial liability is derecognised when the obligation under the liability is discharged or cancelled or expires. When an existing financial liability is replaced by another from the same lender on substantially different terms, or the terms of an existing liability are substantially modified, such an exchange or modification is treated as the derecognition of the original liability and the recognition of a new liability. The difference in the respective carrying amounts is recognised in the statement of profit and loss.

Notes forming part of the Consolidated Financial Statements

Impairment of financial assets

The group applies Expected Credit Loss (ECL) model for measurement and recognition of impairment loss on the financial assets mentioned below:

- Financial assets that are debt instrument and are measured at amortised cost
- Financial assets that are debt instruments and are measured as at FVOCI
- Trade receivables

The impairment methodology applied depends on whether there has been a significant increase in credit risk. Details how the group determines whether there has been a significant increase in credit risk is explained in the respective notes.

For impairment of trade receivables, the group chooses to apply practical expedient of providing expected credit loss based on provision matrix and does not require the Group to track changes in credit risk. Percentage of ECL under provision matrix is determined based on historical data as well as futuristic information.

Derivative financial instruments

Initial measurement and subsequent measurement

The group uses derivative financial instruments, such as forward currency contracts to hedge foreign currency risks. Such derivative financial instruments are initially recognised at fair value on the date on which a derivative contract is entered into and are subsequently re-measured at fair value. Derivatives are carried as financial assets when the fair value is positive and as financial liabilities when the fair value is negative. Any gains or losses arising from changes in the fair value of derivatives are recognised in statement of profit and loss.

t) Cash dividend

The group recognises a liability to make cash distributions to equity holders when the distribution is authorised and approved by the shareholders. A corresponding amount is recognised directly in equity.

u) Earnings per share (EPS)

Basic EPS is calculated by dividing the profit for the year attributable to equity holders of the group by the weighted average number of equity shares outstanding during the financial year, adjusted for

bonus elements in equity shares issued during the year and excluding treasury shares.

Diluted EPS adjust the figures used in the determination of basic EPS to consider

- The after-income tax effect of interest and other financing costs associated with dilutive potential equity shares, and
- The weighted average number of additional equity shares that would have been outstanding assuming the conversion of all dilutive potential equity shares.

v) Operating segments

Operating segments are reported in a manner consistent with the internal reporting provided to the Chief Operating Decision Maker (CODM) of the Group. The CODM is responsible for allocating resources and assessing performance of the operating segments of the Group.

w) Significant accounting judgments, estimates and assumptions

The preparation of the financial statements in conformity with Ind AS, requires the management to make judgments, estimates and assumptions that affect the amounts of revenue, expenses, current assets, non-current assets, current liabilities, non-current liabilities, disclosure of the contingent liabilities and notes to accounts at the end of each reporting period. Actuals may differ from these estimates.

Judgements

In the process of applying the Group's accounting policies, management have made the following judgements, which have the most significant effect on the amounts recognised in the financial statements:

Operating segment

Ind AS 108 Operating Segments requires Management to determine the reportable segments for the purpose of disclosure in financial statements based on the internal reporting reviewed by Chief Operating Decision Maker (CODM) to assess performance and allocate resources. The standard also requires Management to make judgments with respect to aggregation of certain operating segments into one or more reportable segment.

Notes forming part of the Consolidated Financial Statements

The Group has determined that the Chief Operating Decision Maker (CODM) is the Board of Directors (BoD). Operating segments used to present segment information are identified based on the internal reports used and reviewed by the BoD to assess performance and allocate resources.

Contingent liability

The Group has received various orders and notices from tax authorities in respect of direct taxes and indirect taxes. The outcome of these matters may have a material effect on the financial position, results of operations or cash flows. Management regularly analyses current information about these matters and discloses the information of related contingent liability. In making the decision regarding the need for creating loss provision, management considers the degree of probability of an unfavourable outcome and the ability to make a sufficiently reliable estimate of the amount of loss. The filing of a suit or formal assertion of a claim against the Group or the disclosure of any such suit or assertions, does not automatically indicate that a provision of a loss may be appropriate.

Estimates and assumptions

The key assumptions concerning the future and other key sources of estimation uncertainty at the reporting date, that have a significant risk of causing a material adjustment to the carrying amounts of assets and liabilities within the next financial year, are described below. The Group based its estimates and assumptions on parameters available when the financial statements are prepared. Existing circumstances and assumptions about future developments, however, may change due to market conditions or circumstances arising that are beyond the control of the Group. Such changes are reflected in the assumptions when they occur.

Defined benefit obligation

The cost of the defined benefit plans and other post-employment benefits and the present value of the obligations are determined using actuarial valuation. An actuarial valuation involves making various assumptions that may differ from actual developments in the future. These include the determination of the discount rate, future salary increases, mortality rates and future post-retirement medical benefit increase. Due to the complexities involved in the valuation and its long-term nature, a defined benefit obligation is highly sensitive to changes in these assumptions. All assumptions are reviewed at each reporting date.

The parameter most subject to change is the discount rate. In determining the appropriate discount rate, management considers the interest rates of government bonds in currencies consistent with the currencies of the post-employment benefit obligations and extrapolated as needed along the yield curve to correspond with the expected term of the defined benefit obligation.

The mortality rate is based on publicly available mortality tables. Those mortality tables tend to change only at intervals in response to demographic changes. Future salary increases are based on the expected future inflation rates for the country.

Further details about defined benefit obligations are provided in the respective note prepared elsewhere in the financial statements.

Deferred Tax

Deferred tax assets are recognised for all deductible temporary differences including the carry forward of unused tax credits and any unused tax losses. Deferred tax assets are recognised to the extent that it is probable that taxable profit will be available against which the deductible temporary differences, and the carry forward of unused tax credits are unused tax losses can be utilised.

Estimation and underlying assumptions are reviewed on ongoing basis. Revisions to estimates are recognised prospectively.

x) Recent accounting pronouncements

Ministry of Corporate Affairs ("MCA") notifies new standard or amendments to the existing standards under Companies (Indian Accounting Standards) Rules as issued from time to time. On March 31, 2023, MCA amended the Companies (Indian Accounting Standards) Rules, 2015 by issuing the Companies (Indian Accounting Standards) Amendment Rules, 2023, applicable from April 1, 2023, as below:

Ind AS 1 – Presentation of Financial Statements

The amendments require companies to disclose their material accounting policies rather than their significant accounting policies. Accounting policy information, together with other information, is material when it can reasonably be expected to influence decisions of primary users of general-purpose financial statements. The Company does not expect this amendment to have any significant impact in its financial statements.

Notes forming part of the Consolidated Financial Statements

Ind AS 12 – Income Taxes

The amendments clarify how companies account for deferred tax on transactions such as leases and decommissioning obligations. The amendments narrowed the scope of the recognition exemption in paragraphs 15 and 24 of Ind AS 12 (recognition exemption) so that it no longer applies to transactions that, on initial recognition, give rise to equal taxable and deductible temporary differences. The Company is evaluating the impact, if any, in its financial statements.

Ind AS 8 – Accounting Policies, Changes in Accounting Estimates and Errors

The amendments will help entities to distinguish between accounting policies and accounting

estimates. The definition of a change in accounting estimates has been replaced with a definition of accounting estimates. Under the new definition, accounting estimates are “monetary amounts in financial statements that are subject to measurement uncertainty”. Entities develop accounting estimates if accounting policies require items in financial statements to be measured in a way that involves measurement uncertainty. The Company does not expect this amendment to have any significant impact in its financial statements.

Notes forming part of the Consolidated Financial Statements

3A. PROPERTY, PLANT AND EQUIPMENT

Changes in the carrying amount of property, plant and equipment

Particulars	(₹ in Lakhs)													
	Leasehold land	Freehold land	Buildings (refer note 1)	Factory equipments	Plant and machinery	Electrical installations	Furniture and fixtures Owned	Computer equipments	Office equipments	Quality control equipment	Motor vehicle	Dies and patterns	Asset taken on lease	Total
Gross carrying amount as at April 1, 2021	1,265.47	1,860.33	5,042.68	3,296.30	41,728.27	2,407.22	1,968.34	462.80	816.85	692.23	521.64	10,074.03	617.23	70,753.39
Additions/(Adjustment)	-	-	90.26	216.16	3,925.50	107.80	0.92	14.16	10.14	43.48	1.64	1,598.49	-	6,008.55
Translation Adjustment	-	-	(1.20)	(20.29)	(23.50)	(0.13)	(0.90)	(0.75)	(2.24)	(1.74)	(1.52)	(3.76)	(10.31)	(66.34)
Disposal/retirements/derecognition	-	-	22.58	33.30	41.73	9.87	22.69	3.06	2.62	20.28	0.42	21.54	-	178.09
Gross carrying amount as at March 31, 2022	1,265.47	1,860.33	5,109.16	3,458.87	45,588.54	2,505.02	1,945.67	473.15	822.13	713.69	521.34	11,647.22	606.92	76,517.51
Accumulated depreciation as at April 1, 2021	82.65	-	1,725.63	2,417.11	21,146.57	1,628.72	1,334.81	450.24	594.27	515.92	436.12	5,412.50	573.49	36,318.03
Depreciation	13.93	-	195.00	219.78	2,857.12	112.68	132.21	9.83	60.52	49.80	27.53	1,067.99	17.47	4,763.86
Translation Adjustment	-	-	(0.60)	(12.81)	(19.16)	(0.13)	(0.88)	(0.63)	(2.31)	(1.49)	(1.56)	(2.76)	(10.09)	(52.45)
Disposal/retirements/derecognition	-	-	22.55	28.85	36.83	9.05	16.63	(1.34)	2.54	20.16	0.40	15.90	-	151.57
Accumulated depreciation as at March 31, 2022	96.58	-	1,897.48	2,595.23	23,947.71	1,732.21	1,449.51	460.78	649.94	544.07	461.69	6,461.83	580.87	40,877.87
Carrying amount as at April 1, 2021	1,182.82	1,860.33	3,317.05	879.19	20,581.70	778.50	633.53	12.57	222.57	176.31	85.52	4,661.53	43.74	34,435.36
Carrying amount as at March 31, 2022	1,168.89	1,860.33	3,211.68	863.64	21,640.83	772.80	496.15	12.38	172.19	169.63	59.65	5,185.39	26.05	35,639.64
Gross carrying amount as at April 1, 2022	1,265.47	1,860.33	5,109.16	3,458.87	45,588.54	2,505.02	1,945.67	473.15	822.13	713.69	521.34	11,647.22	606.92	76,517.51
Additions/(Adjustment)	-	16.07	132.35	248.32	2,899.60	157.09	-	18.39	31.38	9.29	58.80	2,824.44	-	6,395.73
Translation Adjustment	-	-	3.75	62.14	80.82	0.43	3.07	2.84	7.81	5.99	5.22	18.32	35.47	225.86
Disposal/retirements/derecognition	-	-	108.65	352.97	4,013.82	577.14	357.77	370.79	314.50	191.43	105.61	1,021.36	-	7,414.04
Gross carrying amount as at March 31, 2023	1,265.47	1,876.40	5,136.60	3,416.35	44,555.14	2,085.40	1,590.96	123.60	546.81	537.54	479.75	13,468.62	642.39	75,725.06
Accumulated depreciation as at April 1, 2022	96.58	-	1,897.48	2,595.23	23,947.71	1,732.21	1,449.51	460.78	649.94	544.07	461.69	6,461.83	580.87	40,877.90
Depreciation	13.87	-	219.23	253.35	3,204.99	127.96	125.35	10.51	45.48	49.63	21.44	1,339.72	15.16	5,426.68
Translation Adjustment	-	-	2.07	45.81	66.78	0.43	3.06	2.37	7.65	5.39	5.27	9.52	34.99	183.36
Disposal/retirements/derecognition	-	-	108.78	350.51	4,005.57	574.87	350.10	370.67	313.94	189.35	104.86	1,020.40	-	7,370.81
Accumulated depreciation as at March 31, 2023	110.45	-	2,009.99	2,543.88	23,213.91	1,285.74	1,227.82	102.99	389.12	409.75	383.54	6,790.67	631.02	39,098.94
Carrying amount as at April 1, 2022	1,168.89	1,860.33	3,211.68	863.64	21,640.83	772.80	496.15	12.38	172.19	169.63	59.65	5,185.39	26.05	35,639.61
Carrying amount as at March 31, 2023	1,155.02	1,876.40	3,126.61	872.47	21,341.23	799.66	363.14	20.62	157.69	127.80	96.21	6,677.95	11.37	36,626.12

Note:

Refer note 20 and 25A for details of property, plant and equipment pledged as security for borrowings. All the title deeds of immovable properties are in the name of the company.

Notes forming part of the Consolidated Financial Statements

(a) CWIP ageing schedule

As at March 31, 2023

CWIP	Amount in CWIP for a period of				Total
	Less than 1 year	1-2 years	2-3 years	More than 3 years	
Projects in progress	1,268.83	39.44	10.00	-	1,318.27
Projects temporarily suspended	-	-	-	324.37	324.37

(₹ in Lakhs)

As at March 31, 2022

CWIP	Amount in CWIP for a period of				Total
	Less than 1 year	1-2 years	2-3 years	More than 3 years	
Projects in progress	1,612.73	10.00	-	-	1,622.73
Projects temporarily suspended	-	-	-	324.37	324.37

(₹ in Lakhs)

3B. INVESTMENT PROPERTY

Changes in the carrying amount of Investment property

Particulars	Land	Building	Total
Gross carrying amount as at April 1, 2021	109.80	269.08	378.88
Additions	-	-	-
Gross carrying amount as at March 31, 2022	109.80	269.08	378.88
Accumulated depreciation as at April 1, 2021	-	136.82	136.82
Depreciation	-	9.11	9.11
Accumulated depreciation as at March 31, 2022	-	145.93	145.93
Carrying amount as at April 1, 2021	109.80	132.26	242.06
Carrying amount as at March 31, 2022	109.80	123.15	232.95
Gross carrying amount as at April 1, 2022	109.80	269.08	378.88
Additions	-	-	-
Gross carrying amount as at March 31, 2023	109.80	269.08	378.88
Accumulated depreciation as at April 1, 2022	-	145.93	145.93
Depreciation	-	9.11	9.11
Accumulated depreciation as at March 31, 2023	-	155.04	155.04
Carrying amount as at April 1, 2022	109.80	123.15	232.95
Carrying amount as at March 31, 2023	109.80	114.04	223.84

(₹ in Lakhs)

Reconciliation of fair value:

Particulars	Investment property
Fair value as at April 1, 2022	527.01
Fair value difference	-
Fair value as at March 31, 2022	527.01
Fair value difference	-
Fair value as at March 31, 2023	527.01

(₹ in Lakhs)

The management is of the opinion that there is no significant change in fair valuation of investment property from previous years. Hence, the company has continued with the same value in the current year. All this fair value for investment properties forms part of Level 3 fair value

These valuations are based on valuations performed by property valuer, an accredited independent valuer. The valuer is a specialist in valuing these types of properties. These valuations are generally based on ready reckoner rates available. All resulting fair value estimates for investment properties are included in Level 3.

The rent received from the investment property is ₹ 211.41 lakhs (Previous year : ₹ 197.08 lakhs).

Notes forming part of the Consolidated Financial Statements

3C. INTANGIBLE ASSETS

Changes in the carrying amount of other intangible assets

(₹ in Lakhs)

Particulars	Software	Intangible Asset technical know-how	Total
Gross carrying amount as at April 1, 2021	661.49	1,071.19	1,732.68
Additions	-	1,581.61	1,581.61
Translation Adjustment	-	-	-
Disposal/retirements/derecognition	7.67	-	7.67
Gross carrying amount as at March 31, 2022	653.82	2,652.80	3,306.62
Accumulated depreciation as at April 1, 2021	395.17	10.18	405.35
Depreciation	87.82	146.62	234.44
Translation adjustment	(0.03)	-	(0.03)
Disposal/retirements/derecognition	7.68	-	7.68
Accumulated depreciation as at March 31, 2022	475.28	156.80	632.08
Carrying amount as at April 1, 2021	266.32	1,061.01	1,327.33
Carrying amount as at March 31, 2022	178.54	2,496.00	2,674.54
Gross carrying amount as at April 1, 2022	653.82	2,652.80	3,306.62
Additions	-	1,887.83	1,887.83
Translation adjustment	5.42	-	5.42
Disposal/retirements/derecognition	18.20	-	18.20
Gross carrying amount as at March 31, 2023	641.04	4,540.63	5,181.67
Accumulated depreciation as at April 1, 2022	475.28	156.80	632.08
Depreciation	79.24	546.94	626.18
Translation adjustment	6.53	-	6.53
Disposal/retirements/derecognition	18.18	-	18.18
Accumulated depreciation as at March 31, 2023	542.87	703.74	1,246.61
Carrying amount as at April 1, 2022	178.54	2,496.00	2,674.54
Carrying amount as at March 31, 2023	98.17	3,836.89	3,935.06

(a) Intangible assets under development ageing schedule

As at March 31, 2023

(₹ in Lakhs)

Intangible assets under development	Amount in CWIP for a period of				Total
	Less than 1 year	1-2 years	2-3 years	More than 3 years	
Projects in progress	830.64	33.33	-	-	863.97
Projects temporarily suspended	-	-	-	-	-

As at March 31, 2022

(₹ in Lakhs)

Intangible assets under development	Amount in CWIP for a period of				Total
	Less than 1 year	1-2 years	2-3 years	More than 3 years	
Projects in progress	674.12	-	-	-	674.12
Projects temporarily suspended	-	-	-	-	-

Notes forming part of the Consolidated Financial Statements

3D. RIGHT OF USE ASSET

Changes in the carrying amount of Investment property

(₹ in Lakhs)

Particulars	Building	Total
Gross carrying amount as at April 1, 2021	1,463.05	1,463.05
Additions	-	-
Disposal/retirements/derecognition	-	-
Gross carrying amount as at March 31, 2022	1,463.05	1,463.05
Accumulated depreciation as at April 1, 2021	878.12	878.12
Depreciation	292.47	292.47
Disposal/retirements/derecognition	-	-
Accumulated depreciation as at March 31, 2022	1,170.59	1,170.59
Carrying amount as at April 1, 2021	584.93	584.93
Carrying amount as at March 31, 2022	292.46	292.46
Gross carrying amount as at April 1, 2022	1,463.05	1,463.05
Additions	-	-
Disposal/retirements/derecognition	-	-
Gross carrying amount as at March 31, 2023	1,463.05	1,463.05
Accumulated depreciation as at April 1, 2022	1,170.59	1,170.59
Depreciation	292.46	292.46
Disposal/retirements/derecognition	-	-
Accumulated depreciation as at March 31, 2023	1,463.05	1,463.05
Carrying amount as at April 1, 2022	292.46	292.46
Carrying amount as at March 31, 2023	-	-

New lease agreements are entered into post March 31, 2023 with the commencement date as on March 31, 2023. However no impact of these lease agreements were considered in the financial statement for the year ended March 31, 2023 therefore same will be taken from April 1, 2023 onwards.

4. NON CURRENT INVESTMENTS

(₹ in Lakhs)

Particulars	As at March 31, 2023	As at March 31, 2022
Investments in equity instruments of other entities measured at fair value through Other Comprehensive Income		
Quoted Investments		
Bank of Maharashtra	0.23	0.15
900 equity shares (PY 900) of having face value of ₹ 10 each		
Unquoted Investments		
Radiance MH Sunrise Three Private Limited*	275.00	-
27,50,000 equity shares (PY : Nil) of ₹ 10 each fully paid-up)		
Investments in equity instruments of other entities measured at fair value through Profit and Loss		
Unquoted Investments		
Shamrao Vitthal Co-operative bank*	0.50	0.50
2000 equity shares (PY 2000) of ₹ 25 each fully paid-up)		
Total	275.73	0.65
Aggregate book value of quoted investments	0.21	0.21
Aggregate market value of quoted investments	0.23	0.15
Aggregate value of unquoted investments	275.50	0.50

*The Company has not performed fair valuation of its investment in unquoted equity shares which are classified as FVTPL and FVTOCI, as the Company believes that impact of change on account of fair value is insignificant.

Notes forming part of the Consolidated Financial Statements

5. OTHER FINANCIAL ASSETS

(Unsecured, considered good unless otherwise stated)

(₹ in Lakhs)

Particulars	As at March 31, 2023	As at March 31, 2022
Security Deposit to related parties		
Security deposits.	500.01	465.05
Security Deposits other than related parties		
Security deposits	142.24	137.20
Margin money In FDR With remaining maturity of more than 12 months but less than 12 months	449.04	428.02
Total	1091.29	1030.27

Note :

- (i) Loans are measured at amortised cost
- (ii) Refer related party disclosure in note 41.

6. OTHER NON-CURRENT ASSETS

(Unsecured, considered good unless otherwise stated)

(₹ in Lakhs)

Particulars	As at March 31, 2023	As at March 31, 2022
Capital advances	547.80	540.56
Balances with customs, excise and other government authorities	350.19	491.47
Deposits paid against appeal/ assessment	163.85	88.08
Total	1,061.84	1,120.11

No amount is due from any of the directors or officers of the Company, severally or jointly with any other person or from firms where such director is a partner or from private companies where such director is a member.

7. INVENTORIES

(Valued at the lower of cost and net realisable value)

(₹ in Lakhs)

Particulars	As at March 31, 2023	As at March 31, 2022
Finished goods	4,130.95	3,194.97
Semi Finished goods	4,230.89	4,142.46
Raw materials	3,303.96	3,772.60
Consumables & Spare Part	2,112.79	1,376.01
Packing Material	76.60	31.10
Dies under Development	1,428.52	583.31
Total	15,283.71	13,100.45

Finished goods [includes in transit of INR 385.69 lakhs (Previous year : INR 320.62 lakhs)]

Notes forming part of the Consolidated Financial Statements

8. TRADE RECEIVABLES

Particulars	(₹ in Lakhs)	
	As at March 31, 2023	As at March 31, 2022
Trade receivables (Unsecured) :		
Considered good		
- From others	44,093.26	40,177.88
- From related parties	-	74.96
Credit Impaired		
- From others	20.60	3.39
Total	44,113.86	40,256.23
Less: Allowance for Credit Impairment	20.60	3.39
Total	44,093.26	40,252.84

Notes:

- (i) Trade receivables from related parties are disclosed in note 41.
- (ii) Trade receivables are measured at amortised cost.
- (iii) Above balances are subject to confirmation & reconciliation if any.

9. CASH AND CASH EQUIVALENTS

Particulars	(₹ in Lakhs)	
	As at March 31, 2023	As at March 31, 2022
Cash In hand	21.86	14.25
Balances with banks		
- In current accounts	1,158.96	1,068.99
Total	1,180.82	1,083.24

10. BANK BALANCES OTHER THAN (9) ABOVE

Particulars	(₹ in Lakhs)	
	As at March 31, 2023	As at March 31, 2022
- Unpaid dividend account	14.17	13.79
Total	14.17	13.79

11. LOANS

(Unsecured, considered good unless otherwise stated)

Particulars	(₹ in Lakhs)	
	As at March 31, 2023	As at March 31, 2022
Loan and advances to employees	0.63	0.82
Total	0.63	0.82

Notes:

- (i) Loans are measured at amortised cost.
- (ii) No amount is due from any of the directors or officers of the Company, severally or jointly with any other person or from firms where such director is a partner or from private companies where such director is a member.

12. OTHER CURRENT FINANCIAL ASSETS

(Unsecured, considered good unless otherwise stated)

Particulars	(₹ in Lakhs)	
	As at March 31, 2023	As at March 31, 2022
Interest accrued on term deposits	11.78	12.40
Total	11.78	12.40

Notes:

- (i) Other current financial assets are measured at amortised cost.

Notes forming part of the Consolidated Financial Statements

13. OTHER CURRENT ASSETS

(Unsecured, considered good unless otherwise stated)

Particulars	(₹ in Lakhs)	
	As at March 31, 2023	As at March 31, 2022
Advance to suppliers	81.22	127.95
Prepaid expenses	276.27	270.09
Balances with statutory authorities	1,072.24	882.23
Advance against expenses/others	219.76	81.54
Other assets	610.07	377.78
Total	2,259.56	1,739.59

No amount is due from any of the directors or officers of the Company, severally or jointly with any other person or from firms where such director is a partner or from private companies where such director is a member.

14. SHARE CAPITAL

Particulars	(₹ in Lakhs)	
	As at March 31, 2023	As at March 31, 2022
Authorised:		
2,00,00,000 (Previous year : 200,00,000) equity shares of ₹ 5 each fully paid up	1,000.00	1,000.00
Total	1,000.00	1,000.00
Issued subscribed and fully paid up:		
16,111,840 (Previous year : 16,111,840) equity shares of ₹ 5 each fully paid up	805.60	805.60
Total	805.60	805.60

14.1. Reconciliation of the number of equity shares outstanding at the beginning and at the end of the year:

Particulars	As at March 31, 2023		As at March 31, 2022	
	Number of shares	(₹ in Lakhs)	Number of shares	(₹ in Lakhs)
Equity shares				
At the beginning of the year	16,111,840	805.60	13,910,121	695.51
Add: Shares issued on exercise of employee stock options	-	-	187,378	9.37
Add : Shares issued under Qualified Institutional Placement	-	-	1,481,481	74.08
Add : Shared issued under Preferential Allotment	-	-	532,860	26.65
Add: Issued during the year	-	-	-	-
Outstanding at the end of the year	16,111,840	805.60	16,111,840	805.60

14.2. The Company has only one class of shares referred to as equity shares having a par value of ₹ 5. Each shareholder of equity shares is entitled to one vote per share.

14.3. In the event of liquidation of the Company, the holders of equity shares will be entitled to receive a share in the remaining assets of the Company, after distribution of all preferential amounts. The distribution will be in proportion to the number of equity shares held by the shareholders.

Notes forming part of the Consolidated Financial Statements

14.4. Number of equity shares held by each shareholder holding more than 5% shares in the Company are as follows:

Name of the shareholders	Number of shares as at March 31, 2023	% of shares held	Number of shares as at March 31, 2022	% of shares held
Nastic Trading LLP	6,762,822	41.97%	6,762,822	41.97%
Shailendra Rai	1,107,899	6.88%	1,107,899	6.88%
Enkei Corporation	2,226,430	13.82%	2,226,430	13.82%
Axis Mutul Fund Trustee Ltd	1,011,983	6.28%	1,016,459	6.31%

14.5. Disclosures of Shareholdings of Promoters is set out below:

Equity shares of ₹ 5 each fully paid Name of the Promoter	As at March 31, 2023			As at March 31, 2022	
	No. of Shares	No. of Shares %	% change	No. of Shares	No. of Shares %
SHAIENDRAJIT CHARNJIT RAI	1,107,899	6.88%	0.00%	1,107,899	6.88%
VINITA RAI	1,520	0.01%	0.00%	1,520	0.01%
MEENAL GIDWANI	20	0.00%	0.00%	20	0.00%
USHA RAI	100	0.00%	0.00%	100	0.00%
DIVYA S SHAIENDRAJIT RAI	12	0.00%	0.00%	12	0.00%
SHEFALI RAI	12	0.00%	0.00%	12	0.00%
ISHAAN SHAIENDRAJIT RAI	12	0.00%	0.00%	12	0.00%
U. C. RAI HOLDINGS PRIVATE LIMITED	340,998	2.12%	0.00%	340,998	2.12%
SKYBLUE TRADING AND INVESTMENTS P LTD	254,880	1.58%	0.00%	254,880	1.58%
PAMELA TRADING LLP	286,000	1.78%	0.00%	286,000	1.78%
MITHRA TRADING LLP	122,273	0.76%	0.00%	122,273	0.76%
NASTIC TRADING LLP	6,762,822	41.97%	0.00%	6,762,822	41.97%
ATLAS CASTALLOY LIMITED	99,820	0.62%	0.00%	99,820	0.62%

Equity shares of ₹ 5 each fully paid Name of the Promoter	As at March 31, 2022			As at March 31, 2021	
	No. of Shares	No. of Shares %	% change	No. of Shares	No. of Shares %
SHAIENDRAJIT CHARNJIT RAI	1,107,899	6.88%	0.83%	841,469	6.05%
VINITA RAI	1,520	0.01%	0.00%	1,520	0.01%
MEENAL GIDWANI	20	0.00%	0.00%	20	0.00%
USHA RAI	100	0.00%	0.00%	100	0.00%
DIVYA S SHAIENDRAJIT RAI	12	0.00%	0.00%	12	0.00%
SHEFALI RAI	12	0.00%	0.00%	12	0.00%
ISHAAN SHAIENDRAJIT RAI	12	0.00%	0.00%	12	0.00%
U. C. RAI HOLDINGS PRIVATE LIMITED	340,998	2.12%	-0.33%	340,998	2.45%
SKYBLUE TRADING AND INVESTMENTS P LTD	254,880	1.58%	-0.25%	254,880	1.83%
PAMELA TRADING LLP	286,000	1.78%	-0.28%	286,000	2.06%
MITHRA TRADING LLP	122,273	0.76%	-0.12%	122,273	0.88%
NASTIC TRADING LLP	6,762,822	41.97%	-6.64%	6,762,822	48.62%
ATLAS CASTALLOY LIMITED	99,820	0.62%	-0.10%	99,820	0.72%

Notes forming part of the Consolidated Financial Statements

15. OTHER EQUITY

(₹ in Lakhs)

Particulars	As at	As at
	March 31, 2023	March 31, 2022
Securities premium	21,098.70	21,098.70
Capital reserve	411.56	411.56
General reserve	1,240.00	1,240.00
Surplus	25,229.23	21,342.81
Equity instruments through Other comprehensive income	0.03	(0.05)
Total	47,979.52	44,093.02

16. BORROWINGS

(₹ in Lakhs)

Particulars	As at	As at
	March 31, 2023	March 31, 2022
Term loans		
- From banks (secured)	12,520.32	11,011.40
- From financial institutions (secured)	3,356.43	4,571.65
Total Term loans	15,876.75	15,583.05
Less : Current maturities of long term borrowing	5,021.06	4,092.56
Total	10,855.69	11,490.49

Notes:

- (i) Long-term borrowings include secured term loans at floating interest rates from State Bank of India, Bank of Maharashtra, Bajaj Finance Ltd and IDFC First Bank Ltd, Kotak Mahindra Bank and HDFC Bank Ltd. which are repayable through monthly / Quarterly instalments.
- (ii) We have also availed a new Term loan facility of INR 2500 Lakhs from IDFC First Bank LTD towards our capex expenditure in FY 2022-23 on a period of 6 years including 1 year moratorium period. The same is secured by first parri-passu on charge by way of registered mortgage on the existing fixed assets except Land at Khed city.
- (iii) Loans availed from State Bank of India, Bank of Maharashtra, Kotak Mahindra Bank, Bajaj Finance Ltd HDFC Bank Ltd and IDFC First Bank Ltd are secured by a first parri-passu charge by way of registered mortgage on the existing fixed assets except Land at Khed city. Loan availed from Bajaj Finance Ltd. is secured by exclusive charge on lease land at Khed city. Of these, ₹ 5021.06 Lakhs (PY ₹ 4092.56 Lakhs) are classified as current liabilities being repayable before March 31,2023.
- (iv) Emergency Credit Line Guarantee Scheme 2.0 (ECLGS)-2 is launched by Government to provide additional liquidity to meet operational liabilities and support the business after unprecedented situation emerging out of COVID – 19. Under this scheme there was additional amount provided to the Borrower to the extent of 20% of the total Loans outstanding as on 29th Feb 21. There was 100% Credit Guarantee from National Credit Guarantee Trustee Company Limited (NCGTC) on the additional credit facility and secondary charge on existing primary and collateral securities of the company with the bankers. Under this scheme we have availed a total loan of ₹ 6503 Lakhs in FY 2020-21 and disbursement completed by 2021-22 from Existing bank & financial institution which is payable in 5 years period including 12 months moratorium. business after unprecedented situation emerging out of COVID – 19. Under this scheme there will be additional amount will be provided to the Borrower to the extent of 20% of the total Loans outstanding as on 29th Feb 21. There is 100% Credit Guarantee from National Credit Guarantee Trustee Company Limited (NCGTC) on the additional credit facility and secondary charge on existing primary and collateral securities with the bankers. Under this scheme we have availed ₹ 4602 Lakhs in FY 2020-21 from Existing bank & financial institution.
- (v) There is no default, continuing or otherwise in repayment of instalment, loan, balance outstanding as the case may be and interest as on the balance sheet date.
- (vi) Borrowings are measured at amortised cost

Notes forming part of the Consolidated Financial Statements

17. PROVISIONS

(₹ in Lakhs)

Particulars	As at	As at
	March 31, 2023	March 31, 2022
Provision for employee benefits		
- Gratuity (Refer note 38(2))	425.00	533.26
- Compensated Absences	174.99	157.47
Total	599.99	690.73

18. DEFERRED TAX LIABILITIES (NET)

(₹ in Lakhs)

Particulars	As at	As at
	March 31, 2023	March 31, 2022
Deferred tax liabilities		
- Property, plant and equipment	2,146.63	3,337.30
- Lease payable	-	(5.05)
- Transaction cost on term loans amortised over the tenure of the loan	4.75	10.20
Total	2,151.38	3,342.45
Deferred tax assets		
- Provision for doubtful debts and advances	-	(0.01)
- Provision allowed on payment basis	187.28	285.75
- Fair valuation of security deposit	-	12.22
Total	187.28	297.96
Net deferred tax liability	1,964.10	3,044.49

Refer note 46 for further disclosures

19. BORROWINGS

(₹ in Lakhs)

Particulars	As at	As at
	March 31, 2023	March 31, 2022
Loans repayable on demand		
Working capital loans (secured)(Refer note (i) below)		
- From banks (secured).	8,652.45	7,524.05
- From financial institutions (secured).	5,500.00	3,000.00
Total Working capital loans	14,152.45	10,524.05
Liability from bank against Preshipment / PO funding (unsecured)(Refer note (ii) below)		
Interest accrued and not due on borrowings	56.54	47.59
Current maturities of long term debt	5,021.06	4,092.56
Total	19,230.05	14,664.20

Notes:

- (i) Short-term borrowings includes cash credit facilities availed from State Bank of India, Kotak Mahindra Bank (Formerly known as ING Vysya Bank), Bank of Maharashtra, IDFC First Bank and Bajaj Finance Ltd. These borrowings are secured in favour of all the aforementioned banks by a first parri-passu charge by way of hypothecation of all stocks and receivables and a second parri-passu charge by joint deed of hypothecation on all fixed assets of the Company.
- (ii) There is no default, continuing or otherwise in repayment of instalment, loan, balance outstanding as the case may be and interest as on the balance sheet date.
- (iii) Borrowings are measured at amortised cost

20. LEASE LIABILITIES

(₹ in Lakhs)

Particulars	As at	As at
	March 31, 2023	March 31, 2022
Lease liability	-	306.90
Total	-	306.90

Notes forming part of the Consolidated Financial Statements

21. TRADE PAYABLES

(₹ in Lakhs)

Particulars	As at March 31, 2023	As at March 31, 2022
Trade payables		
Total outstanding dues of micro enterprises and small enterprises	587.17	634.27
Total outstanding dues of creditors other than micro enterprises and small enterprises		
- Acceptances	10,827.56	9,591.42
- Others	10,567.43	11,413.60
	21,394.99	21,005.02
Total	21,982.16	21,639.29

Notes:

- Above trade payable include amount due to related parties of ₹ 933.63 lakhs and same has been disclosed in note no 41
- Trade payables are measured at amortised cost.
- Above balances are subject to confirmation & reconciliation if any.
- Dues to Micro and Small Enterprises

The Company has certain dues to suppliers registered under Micro, Small and Medium Enterprises Development Act, 2006 ('MSMED Act').

The Company has sent MSME confirmation to all the supplier & below disclosed dues to suppliers registered under Micro, Small and Medium Enterprises Development Act, 2006 ('MSMED Act') to the extent confirmation received from supplier. The disclosure pursuant to the said MSMED Act are as follows.

(₹ in Lakhs)

Particulars	As at March 31, 2023	As at March 31, 2022
Principal amount due to suppliers registered under the MSMED Act and remaining unpaid as at year end	587.17	632.04
Interest due to suppliers registered under the MSMED Act and remaining unpaid as at year end	5.38	2.23
Principal amounts paid to suppliers registered under the MSMED Act, beyond the appointed day during the year	-	-
Interest paid, other than under Section 16 of MSMED Act, to suppliers registered under the MSMED Act, beyond the appointed day during the year	-	-
Interest paid, under Section 16 of MSMED Act, to suppliers registered under the MSMED Act, beyond the appointed day during the year	-	-
Interest due and payable towards suppliers registered under MSMED Act, for payments already made	-	-
Further interest remaining due and payable for earlier years	4.73	2.50

Notes forming part of the Consolidated Financial Statements

22. OTHER CURRENT FINANCIAL LIABILITIES

(₹ in Lakhs)

Particulars	As at March 31, 2023	As at March 31, 2022
Liabilities other than derivatives		
Current		
Accrued employee costs	827.36	748.49
Unclaimed dividend	13.30	13.79
Payables in respect of PPE	733.65	842.07
Payables in respect of services	922.48	759.17
Royalty payable	41.25	45.23
Other liabilities	518.97	237.69
Total	3,057.01	2,646.44

Note:

- (i) Liabilities are measured at amortised cost.

23. OTHER CURRENT LIABILITIES

(₹ in Lakhs)

Particulars	As at March 31, 2023	As at March 31, 2022
Advances from customers	387.77	302.39
Statutory remittances (net)	1,182.24	889.64
Total	1,570.01	1,192.03

24. PROVISIONS

(₹ in Lakhs)

Particulars	As at March 31, 2023	As at March 31, 2022
Provision for employee benefits		
- Gratuity (Refer note 38(2))	109.18	116.60
- Compensated Absences	158.17	128.66
Total	267.35	245.26

25. REVENUE FROM OPERATIONS

(₹ in Lakhs)

Particulars	For the year ended March 31, 2023	For the year ended March 31, 2022
Sale of products		
- Finished Goods	123,483.88	95,132.17
- Die Sales	4,311.91	5,705.55
- Sales traded goods	5,461.90	3,097.60
Other operating revenue		
- Scrap sale	6,149.74	3,465.97
- Sale of Services	428.06	243.11
- Export incentive	280.02	160.73
Total	140,115.51	107,805.13

The entire revenue from operations is recognised at point in time and relates to single operating segment i.e. Aluminium castings. Refer note no. 39 for further disclosures.

Notes forming part of the Consolidated Financial Statements

The information relating to trade receivables from revenue from operations is disclosed in note no. 8.

Particulars	(₹ in Lakhs)	
	For the year ended March 31, 2023	For the year ended March 31, 2022
Details of products sold		
Manufactured goods		
Castings made from aluminum alloys	123,763.90	95,292.90
Dies	4,311.91	5,705.55
Total	128,075.81	100,998.45
Scrap Sales	6,149.74	3,465.97
Sale of Services	428.06	243.11
Trading Sales	5,461.90	3,097.60
Total	140,115.51	107,805.13

26. OTHER INCOME

Particulars	(₹ in Lakhs)	
	For the year ended March 31, 2023	For the year ended March 31, 2022
Interest Received	84.45	33.32
Rental income	211.41	197.08
Miscellaneous Income	53.95	101.12
Total	349.81	331.52

27. COST OF MATERIALS CONSUMED

Particulars	(₹ in Lakhs)	
	For the year ended March 31, 2023	For the year ended March 31, 2022
Inventory of materials at the beginning of the year	3,628.77	3,865.49
Purchases	69,536.62	51,690.24
Inventory of materials at the end of the year	4,391.28	3,628.77
Total	68,774.11	51,926.96
Purchase of traded goods	3,437.82	3,090.47

28. CHANGES IN INVENTORIES OF FINISHED GOODS AND WORK-IN-PROGRESS

Particulars	(₹ in Lakhs)	
	For the year ended March 31, 2023	For the year ended March 31, 2022
At the beginning of the year		
Finished Goods	3,194.97	3,153.09
Work-in-progress	4,142.46	3,715.05
Total	7,337.43	6,868.14
At the end of the year		
Finished Goods	4,130.95	3,194.97
Work-in-progress	4,230.89	4,142.46
Total	8,361.84	7,337.43
Total Changes in inventories of finished goods and work-in-progress	(1,024.41)	(469.29)

The figures of purchases have been arrived by deducting the closing stock from the quantity/value of opening stock as increased by the consumption during the year.

Notes forming part of the Consolidated Financial Statements

29. EMPLOYEE BENEFITS EXPENSE

(₹ in Lakhs)

Particulars	For the year ended March 31, 2023	For the year ended March 31, 2022
Salaries, wages and bonus	14,270.95	11,836.96
Contributions to Provident and other Funds	1,227.18	1,089.20
Gratuity and leave encashment	207.32	175.33
Employee share based payments expenses (refer note 43)	-	63.29
Employee Welfare Expenses	784.21	644.79
Total	16,489.66	13,809.57

30. DEPRECIATION AND AMORTISATION EXPENSE

(₹ in Lakhs)

Particulars	For the year ended March 31, 2023	For the year ended March 31, 2022
Depreciation on property, plant and equipment (refer note 3A)	5,427.82	4,775.60
Depreciation on Investment property, (refer note 3B)	9.11	9.11
Amortization of intangible assets (refer note 3C)	626.18	231.64
Depreciation on Right-of-use of asset (refer note 3D)	292.46	292.47
Total	6,355.57	5,308.82

31. FINANCE COSTS

(₹ in Lakhs)

Particulars	For the year ended March 31, 2023	For the year ended March 31, 2022
Interest on term loan & working capital (Refer note i)	3,011.96	2,808.96
Other borrowing costs	96.85	158.83
Unwinding of interest on lease liability	14.74	44.07
Total	3,123.55	3,011.86

Note:

(i) Includes amount of ₹ 10.34 lakh (Previous year : ₹ 12.50 lakh) pertaining to amortisation of transaction cost

32. OTHER EXPENSES

(₹ in Lakhs)

Particulars	For the year ended March 31, 2023	For the year ended March 31, 2022
Manufacturing Expenses		
Consumption of stores and spares	11,887.77	8,426.17
Power and fuel	9,366.47	6,641.32
Processing charges	6,014.62	5,445.34
Repairs to Machinery	393.00	245.89
Repairs Maintenance -Others	263.14	193.22
Rates and Taxes	224.35	229.37
Other Manufacturing Expenses	1,230.62	890.64
Total Manufacturing Expenses	29,379.97	22,071.95

Notes forming part of the Consolidated Financial Statements

(₹ in Lakhs)

Particulars	For the year ended March 31, 2023	For the year ended March 31, 2022
Administrative Expenses		
Legal and Professional charges	740.71	788.54
Payment to Auditor	34.68	32.68
Rent	695.36	415.87
Corporate Social Responsibility Expenses	42.58	61.45
Loss on Sales of Asset	26.20	16.11
Other Administrative Expenses	2,192.08	2,122.42
Total Administrative Expenses	3,731.61	3,437.07
Selling and Distribution Expenses		
Selling and distribution expenses	3,985.93	2,690.76
Total Selling and Distribution Expenses	3,985.93	2,690.76
Total	37,097.51	28,199.78

33. FINANCIAL INSTRUMENTS

33.1 Financial Instruments by category

The carrying value of financial instruments by categories as on March 31, 2023 are as follows:

(₹ in Lakhs)

Particulars	Amortised cost	FVTPL	FVTOCI	Total carrying value
Assets				
Investments in equity instruments	-	0.50	275.23	275.73
Trade receivables	44,093.26	-	-	44,093.26
Cash and cash equivalents	1,180.82	-	-	1,180.82
Other balances with banks	14.17	-	-	14.17
Loans	0.63	-	-	0.63
Other financial assets	1,103.07	-	-	1,103.07
Total Assets	46,391.95	0.50	275.23	46,667.68
Liabilities				
Borrowings	30,085.74	-	-	30,085.74
Lease liabilities	-	-	-	-
Trade payables	21,982.16	-	-	21,982.16
Other financial liabilities	3,057.01	-	-	3,057.01
Total Liabilities	55,124.91	-	-	55,124.91

The carrying value of financial instruments by categories as on March 31, 2022 are as follows:

(₹ in Lakhs)

Particulars	Amortised cost	FVTPL	FVTOCI	Total carrying value
Assets				
Investments in equity instruments	-	0.50	0.15	0.65
Trade receivables	40,252.84	-	-	40,252.84
Cash and cash equivalents	1,083.24	-	-	1,083.24
Other balances with banks	13.79	-	-	13.79
Loans	0.82	-	-	0.82
Other financial assets	1,042.67	-	-	1,042.67
Total Assets	42,393.36	0.50	0.15	42,394.01
Liabilities				
Borrowings	26,154.69	-	-	26,154.69
Lease liabilities	306.90	-	-	306.90
Trade payables	21,639.30	-	-	21,639.30
Other financial liabilities	2,646.44	-	-	2,646.44
Total Liabilities	50,747.33	-	-	50,747.33

Notes forming part of the Consolidated Financial Statements

33.2. Fair value hierarchy

Financial assets and liabilities include cash and cash equivalents, other balances with banks, trade receivables, loans, other financial assets, trade payables and other financial liabilities whose fair values approximate their carrying amounts largely due to the short term nature of such assets and liabilities.

The following table presents fair value hierarchy of assets and liabilities measured at fair value as on March 31, 2023:

Particulars	As at	Fair value measurement as at		
	March 31, 2023	Level 1	Level 2	Level 3
Investments in shares of Bank of Maharashtra	0.23	0.23	-	-
Investments in shares of RADIANCE MH SUNRISETHREE PVT LTD.	275.00	-	-	275.00

The following table presents fair value hierarchy of assets and liabilities measured at fair value as on March 31, 2022:

Particulars	As at	Fair value measurement as at		
	March 31, 2022	Level 1	Level 2	Level 3
Investments in shares of Bank of Maharashtra	0.15	0.15	-	-

Valuation technique and significant unobservable inputs:

Level 2:

- (i) Derivative financial assets are valued based on inputs that are directly or indirectly observable in the market. Significant increase in discount rates and spreads above risk free rate, in isolation would result in lower fair values. A significant increase in volatility in revenue growth rates will result in higher fair value.

Fair value of financial assets and financial liabilities measured at amortised cost :

The management believes that the fair values of non-current financial assets (e.g. loans and others), current financial assets (e.g., cash and cash equivalents, trade receivables, loans and others excluding other derivative assets) and current financial liabilities (e.g. trade payables and other payables excluding derivative liabilities) approximate their carrying amounts.

The Company has not performed fair valuation of its investment in unquoted equity shares as mentioned in note no. 4 which are classified as FVTPL and FVTOCI, as the Company believes that impact of change on account of fair value is insignificant.

33.3 Financial risk management

The Company's activities exposes it to market risks, credit risks and liquidity risks. The Company's management have overall responsibility for the establishment and oversight of the Company's risk management framework. The Company's risks are reviewed regularly to reflect changes in market conditions and the company's activities. Derivatives are used for hedging of foreign currency loan and not as a trading or speculative purposes.

The Company has exposure to the following risks arising from financial instruments :

a. Credit risk

Credit risk is the risk of financial losses to the Company if a customer or counterparty to financial instruments fails to discharge its contractual obligations. It arises primarily from the Company's receivables from customers. To manage this, the Company periodically assesses the key accounts receivable balances. As per Ind-AS 109 : Financial Instruments, the Company uses expected credit loss model to assess the impairment loss or gain.

The carrying amount of trade and other receivables and other financial assets represents the maximum credit exposure.

i. Trade receivables

The management has established accounts receivable policy under which customer accounts are regularly monitored. The Company has a dedicated sales team which is responsible for collecting dues from the customer within stipulated period. The management reviews status of critical accounts on a regular basis.

Notes forming part of the Consolidated Financial Statements

Trade receivables that were not impaired

(₹ in Lakhs)

Particulars	Carrying amount	
	March 31, 2023	March 31, 2022
Less Than 180 days	41,042.45	37,984.56
More than 180 days	3,050.81	2,268.28
Total	44,093.26	40,252.84

Movement in allowance For Credit Impairment

Particulars	(₹ in Lakhs)
At April 1, 2021	312.07
Provided during the year	3.39
Amount written off / written back	(312.07)
At March 31, 2022	3.39
Provided during the year	20.60
Amount written off / written back	(3.39)
At March 31, 2023	20.60

ii. Financial instruments and Cash deposits

Credit risk from balances with banks and financial institutions is managed by the Company's treasury department in accordance with Company's policy. Company monitors rating, credit spreads and financial strength of its counter parties. Based on ongoing assessment Company adjust it's exposure to various counterparties.

b. Liquidity risk

Liquidity risk is the risk that the Company will encounter difficulty in meeting the obligations associated with its financial liabilities that are settled by delivering cash or another financial asset. The Company's approach to managing liquidity is to ensure, as far as possible, that it will have sufficient liquidity to meet its liabilities when they are due, under both normal and stressed conditions, without incurring unacceptable losses or risking damage to the Company's reputation.

The Company has a view of maintaining liquidity and to take minimum possible risk for which company monitors its cash and bank balances periodically in view of its short term obligations associated with its financial liabilities.

The liquidity position at each reporting date is given below:

(₹ in Lakhs)

Particulars	March 31, 2023	March 31, 2022
Cash and cash equivalents	1,180.82	1,083.24
Other balances with banks	14.17	13.79
Total	1,194.99	1,097.03

The following are the remaining contractual maturities of financial liabilities as on March 31, 2023.

Particulars	Repayable on demand	Less than one year	More than one year	Total
Borrowings	14,208.99	5,021.06	10,855.69	30,085.74
Lease liabilities	-	-	-	-
Trade payables	-	21,982.16	-	21,982.16
Other financial liabilities	13.30	3,043.71	-	3,057.01

Notes forming part of the Consolidated Financial Statements

The following are the remaining contractual maturities of financial liabilities as on March 31, 2022.

Particulars	Repayable on demand	Less than one year	More than one year	Total
Borrowings	10,571.64	4,092.56	11,490.49	26,154.69
Lease liabilities	-	306.90	-	306.90
Trade payables	-	21,639.29	-	21,639.29
Other financial liabilities	13.79	2,632.65	-	2,646.44

c. Market risk

Market risk is a risk that the fair value or future cash flows of a financial instrument will fluctuate because of changes in market prices. The objective of market risk management is to manage and control market risk exposures within acceptable parameters, while optimizing the return. Market risk comprises three types of risk interest rate risk, currency risk and other price risk such as equity price risk. Financial instruments affected by market risk include borrowings, trade and other payables, foreign exchange forward contracts, security deposit, trade and other receivables and deposits with banks.

i. Foreign currency risk

Foreign currency risk is the risk that fair value or future cash flows of a financial instrument will fluctuate because of changes in foreign exchange rate. Company transacts business in its functional currency (INR) and in other foreign currencies. The Company's exposure to the risk of changes in foreign exchange rates relates primarily to the Company's operating activities, where revenue or expense is denominated in a foreign currency. The Company manages its foreign currency risk by hedging foreign currency denominated loan using foreign currency forward contracts. The Company negotiates the terms of those foreign currency forward contracts to match the terms of the hedged exposure.

The following foreign currency exposures have not been hedged by derivative instruments at the Balance Sheet date:

(₹ in Lakhs)

Nature of exposure	Amount in foreign currency		Equivalent amount in INR	
	March 31, 2023	March 31, 2022	March 31, 2023	March 31, 2022
USD				
Trade payables	1.83	7.38	150.56	564.33
Payable for PPE	2.39	-	196.24	-
Trade receivables	69.60	75.97	5,722.91	5,581.18
Cash and bank balance	0.02	0.02	1.62	1.63
Borrowing	9.83	17.69	807.86	1,345.08
Net (liabilities) / assets	55.58	50.92	4,569.88	3,673.41
EUR				
Trade payables	12.48	(2.93)	1123.57	(278.48)
Payable for PPE	2.56	-	229.48	-
Trade receivables	60.67	10.86	5,378.43	895.34
Cash and bank balance	6.99	0.01	591.95	0.68
Net (liabilities) / assets	52.61	13.79	4617.33	1,174.50
JPY				
Trade payables	(15.47)	11.37	(9.56)	7.57
Payable for PPE	-	-	-	-
Cash and bank balance	0.06	1.68	0.04	1.04
Net (liabilities) / assets	15.53	(9.69)	9.60	(6.53)
GBP				
Trade payables	0.96	0.20	97.56	20.13
Trade receivables	(0.04)	0.97	(3.83)	94.84
Cash and bank balance	0.01	0.00	1.05	0.06
Net (liabilities) / assets	(0.99)	0.77	(100.35)	74.77

Notes forming part of the Consolidated Financial Statements

Foreign currency sensitivity on unhedged exposure

Financial Year	Foreign currency	Change in foreign currency rates	Effect on profit before tax	Effect on pre-tax equity
For March 31, 2023	USD	+5%	(228.49)	(228.49)
		-5%	228.49	228.49
	EUR	+5%	(230.87)	(230.87)
		-5%	230.87	230.87
	JPY	+5%	(0.48)	(0.48)
		-5%	0.48	0.48
For March 31, 2022	USD	+5%	(183.67)	(183.67)
		-5%	183.67	183.67
	EUR	+5%	58.73	58.73
		-5%	(58.73)	(58.73)
	JPY	+5%	0.33	0.33
		-5%	(0.33)	(0.33)
GBP	+5%	(3.74)	(3.74)	
	-5%	3.74	3.74	

Details of foreign currency loan that are hedged by derivative instruments or otherwise:

Particulars	Currency	Amount in foreign currency	Equivalent INR	Maturity Profile	Fair Value in Balance Sheet
As at March 31, 2023	USD	-	-	NA	-
As at March 31, 2022	USD	-	-	NA	-

ii. Interest rate risk

Interest rate risk is the risk that the fair value or future cash flows of a financial instrument will fluctuate because of changes in market interest rates. At the reporting date the interest rate profile of the Company's interest bearing financial instruments are follows:

Particulars	₹ in Lakhs	
	March 31, 2023	March 31, 2022
Variable rate instruments		
Borrowings	30,085.74	26,154.69

Interest rate sensitivity on variable rate instruments

Particulars	₹ in Lakhs	
	March 31, 2023	March 31, 2022
Impact on profit before tax or pre-tax equity		
Increase by 50 basis points	(151.00)	(131.00)
Decrease by 50 basis points	151.00	131.00

34. CAPITAL MANAGEMENT

For the purpose of the Company's capital management, capital includes issued equity capital and all other equity reserves attributable to the equity holders of the Company. The primary objective of the Company's capital management is to ensure that it maintains a strong credit rating and healthy capital ratios in order to support its business and maximise shareholder value.

The Company manages its capital structure and makes adjustments to it in light of changes in economic conditions and the requirements of the financial covenants. To maintain or adjust the capital structure, the Company may adjust the dividend payment to shareholders, return capital to shareholders or issue new shares.

No changes were made in the objectives, policies or processes for managing capital during the years ended March 31, 2023 and March 31, 2022.

Notes forming part of the Consolidated Financial Statements

35. AGEING OF TRADE RECEIVABLES

As at March 31, 2023

(₹ in Lakhs)

Particulars	Outstanding for following periods from due date of payment						Total
	Not Due	Less than 6 months	6 months - 1 year	1-2 years	2-3 years	More than 3 years	
(i) Undisputed Trade receivables – considered good	22,842.33	12,438.10	1,166.78	648.63	1,256.01	-	38,351.85
(ii) Trade Receivables – which have significant increase in credit risk	-	-	-	-	-	-	-
(iii) Undisputed Trade Receivables – credit impaired	-	-	-	-	-	-	-
(iv) Disputed Trade Receivables – considered good	-	-	-	-	-	-	-
(v) Disputed Trade Receivables – which have significant increase in credit risk	-	-	-	-	-	-	-
(vi) Disputed Trade Receivables – credit impaired	-	-	-	-	-	-	-
Subtotal	22,842.33	12,438.10	1,166.78	648.63	1,256.01	-	38,351.85
Unbilled receivables							5,762.01
Less : Allowance for credit impairment							20.60
Total							44,093.26

As at March 31, 2022

(₹ in Lakhs)

Particulars	Outstanding for following periods from due date of payment						Total
	Not Due	Less than 6 months	6 months - 1 year	1-2 years	2-3 years	More than 3 years	
(i) Undisputed Trade receivables – considered good	21,273.50	11,730.95	786.12	1,485.54	-	-	35,276.11
(ii) Trade Receivables – which have significant increase in credit risk	-	-	-	-	-	-	-
(iii) Undisputed Trade Receivables – credit impaired	-	-	-	-	-	-	-
(iv) Disputed Trade Receivables – considered good	-	-	-	-	-	-	-
(v) Disputed Trade Receivables – which have significant increase in credit risk	-	-	-	-	-	-	-
(vi) Disputed Trade Receivables – credit impaired	-	-	-	-	-	-	-
Subtotal	21,273.50	11,730.95	786.12	1,485.54	-	-	35,276.11
Unbilled receivables							4,980.12
Less : Allowance for credit impairment							3.39
Total							40,252.84

Notes forming part of the Consolidated Financial Statements

36. AGEING OF TRADE PAYABLES

As at March 31, 2023

(₹ in Lakhs)

Particulars	Outstanding for following periods from due date of payment				Total
	Less than 1 year	1-2 years	2-3 years	More than 3 years	
(i) MSME	592.55	-	-	-	592.55
(ii) Others	21,389.61	-	-	-	21,389.61
(iii) Disputed dues – MSME	-	-	-	-	-
(iv) Disputed dues - Others	-	-	-	-	-
Total	21,982.16	-	-	-	21,982.16

As at March 31, 2022

(₹ in Lakhs)

Particulars	Outstanding for following periods from due date of payment				Total
	Less than 1 year	1-2 years	2-3 years	More than 3 years	
(i) MSME	634.27	-	-	-	634.27
(ii) Others	21,005.02	-	-	-	21,005.02
(iii) Disputed dues – MSME	-	-	-	-	-
(iv) Disputed dues - Others	-	-	-	-	-
Total	21,639.29	-	-	-	21,639.29

37. OTHER INFORMATION

Details of Benami Property held

The Company do not have any Benami property, where any proceeding has been initiated or pending against the Company for holding any Benami property.

Details of Loans and advances

- (i) The Company has not advanced to or loaned to or invested funds in any other person(s) or entity(ies), including foreign entities (Intermediaries) with the understanding that such Intermediary shall:
 - (a) directly or indirectly lend or invest in other persons or entities identified in any manner whatsoever by or on behalf of the Company (Ultimate Beneficiaries) or
 - (b) provide any guarantee, security or the like to or on behalf of the Ultimate Beneficiaries
- (ii) The Company has not received any fund from any person(s) or entity(ies), including foreign entities (Funding Party) with the understanding (whether recorded in writing or otherwise) that the Company shall:
 - (a) directly or indirectly lend or invest in other persons or entities identified in any manner whatsoever by or on behalf of the Funding Party (Ultimate Beneficiaries) or
 - (b) provide any guarantee, security or the like on behalf of the Ultimate Beneficiaries

Wilful Defaulter

The company has not been declared as a wilful Defaulter by any Financial Institution or bank as at the date of Balance Sheet.

Relationship with Struck off Companies

The Company do not have any transactions with companies struck off.

Notes forming part of the Consolidated Financial Statements

Stock statements

There is variance in Quarterly returns or statements of current assets filed by the Company with banks and the books of accounts as company is following the terms & conditions as mentioned in sanction letter, further reason for material Variance are mentioned below:

(₹ in Lakhs)

Quarter	Name of the bank	Particular	Amount as per books of account	Amount as reported in the quarterly return/ statement	Amount of difference	Remarks
June-22.	State Bank of India, Kotak Mahindra Bank, Bank of Maharashtra, IDFC Bank and Bajaj Finance Ltd	Inventory	12,163.00	12,085.00	(78.00)	No Material discrepancy
		Trade Receivables	25,423.81	25,571.00	147.19	No Material discrepancy
		Trade Payables	16,980.00	11,325.00	(5,655.00)	The company has not considered the trade payable related to logistic supply, man power and service supply which are not directly related to supply of material & not deducted advances to the suppliers at the time of submitting drawing power statement to the bank.
Sept-22.	State Bank of India, Kotak Mahindra Bank, Bank of Maharashtra, IDFC Bank and Bajaj Finance Ltd	Inventory	13,054.33	12,913.00	(141.33)	No Material discrepancy
		Trade Receivables	22,499.79	23,219.00	719.21	The Company at the time of submitting drawing power statement to the bank, has not deducted advances/not adjusted receipt bill by bill from customer balances.
		Trade Payables	20,039.00	12,260.00	(7,779.00)	The company has not considered the trade payable related to logistic supply, man power and service supply which are not directly related to supply of material & not deducted advances to the suppliers at the time of submitting drawing power statement to the bank.

Notes forming part of the Consolidated Financial Statements

(₹ in Lakhs)

Quarter	Name of the bank	Particular	Amount as per books of account	Amount as reported in the quarterly return/ statement	Amount of difference	Remarks
Dec-22.	State Bank of India, Kotak Mahindra Bank, Bank of Maharashtra, IDFC Bank and Bajaj Finance Ltd	Inventory	13,212.00	12,825.00	(387.00)	The inventories balances as per books were based on the actual physical verification conducted by us whereas for the purpose of drawing power the effect of physical verification was not considered.
		Trade Receivables	25,940.72	25,942.00	1.28	No Material discrepancy
		Trade Payables	14,388.00	10,735.00	(3,653.00)	The company has not considered the trade payable related to logistic supply, man power and service supply which are not directly related to supply of material & not deducted advances to the suppliers at the time of submitting drawing power statement to the bank.
March-23.	State Bank of India, Kotak Mahindra Bank, Bank of Maharashtra, IDFC Bank and Bajaj Finance Ltd	Inventory	13,740.00	13,702.00	(38.00)	No Material discrepancy
		Trade Receivables	27,865.72	25,761.00	(2,104.72)	The Company has not Considered Rate revision & Rm Settlement at the time of submitting drawing power statement to the bank.
		Trade Payables	20,897.00	12,387.00	(8,510.00)	The company has not considered the trade payable related to logistic supply, man power and service supply which are not directly related to supply of material & not deducted advances to the suppliers at the time of submitting drawing power statement to the bank.

Notes forming part of the Consolidated Financial Statements

Compliance with number of layers of companies

The company has complied with the provision of the number of layers prescribed under clause (87) of section 2 of the Act read with the Companies (Restriction on number of Layers) Rules, 2017.

Compliance with approved Scheme(s) of Arrangements

There are no Schemes of Arrangements has been approved by the Competent Authority in terms of sections 230 to 237 of the Companies Act, 2013.

Discrepancy in utilization of borrowings

The company has used the borrowings from banks and financial institutions for the specific purpose for which it was taken at the balance sheet date. There are no discrepancy in utilisation of borrowings.

Undisclosed income

The Company does not have any transaction that is not recorded in the books of accounts that has been surrendered or disclosed as income during the year in the tax assessments under the Income Tax Act, 1961 (such as, search or survey or any other relevant provisions of the Income Tax Act, 1961).

Details of Crypto Currency or Virtual Currency

The company has not traded or invested in Crypto currency or Virtual Currency.

38. DETAILS OF EMPLOYEE BENEFITS AS REQUIRED BY IND-AS 19 - "EMPLOYEE BENEFITS ARE AS UNDER":

1 Defined contribution plan - Provident fund and other funds

The group has recognized following amounts in the profit & loss account for the year:

Particular	₹ in Lakhs	
	FY 2022-23	FY 2021-22
Contribution to employee provident fund and other funds	1,227.18	1,089.20
Total	1,227.18	1,089.20

2 Defined benefit plan

- i) The defined benefit plan comprises gratuity, which is funded.
- ii) Actuarial gains and losses in respect of defined benefit plans are recognized in the Other Comprehensive Income (OCI).

The Company provides for gratuity for employees in India as per the Payment of Gratuity Act, 1972. Gratuity is a benefit to an employee in India based on 15 days last drawn salary for each completed year of service with a vesting period of five years.

These defined benefit plans expose the Company to actuarial risks, such as longevity risk and interest rate risk.

Change in present value of defined benefit obligation

Particulars	₹ in Lakhs	
	FY 2022-23	FY 2021-22
Present value of defined benefit obligation at the beginning of the year	1,001.91	1,051.71
Current service cost	83.06	88.93
Interest cost	65.36	60.20
Actuarial loss / (Gain) recognised in other comprehensive income		
a) changes in financial assumptions	(40.20)	(62.82)
b) changes in demographic assumptions	-	-
c) experience adjustments	14.96	14.15
Past service cost	-	-
Benefits paid	(105.12)	(150.26)
Present value of defined benefit obligation at the end of the year	1,019.97	1,001.91

Notes forming part of the Consolidated Financial Statements

Change in the fair value of plan assets

Particulars	₹ in Lakhs	
	FY 2022-23	FY 2021-22
Fair Value of plan assets at the beginning of the period	385.58	349.12
Interest Income	25.13	18.41
Return on plan assets, excluding interest income	5.02	4.20
Contribution by the employer	195.12	164.11
Benefit paid from the fund	(105.12)	(150.26)
Fair Value of plan assets at the end of the period	505.73	385.58

Analysis of defined benefit obligation

Particulars	₹ in Lakhs	
	FY 2022-23	FY 2021-22
Present value of obligation as at the end of the year	(1,019.97)	(1,001.91)
Fair Value of Plan Assets at the end of the Period	505.73	385.58
Net asset (liability) recognized in the Balance Sheet	(514.24)	(616.33)
Bifurcation of liability as per Schedule III		
Current Liability	90.11	83.06
Non-Current Liability	424.12	533.26
Net (asset) / liability recognized in the Balance Sheet	514.23	616.32

Components of employer expenses/remeasurement recognized in the statement of Profit and Loss

Particulars	₹ in Lakhs	
	FY 2022-23	FY 2021-22
Current service cost	83.06	88.93
Net Interest Cost	40.24	41.79
Past Service Cost	-	-
Expenses recognized in the Statement of Profit and Loss	123.29	130.72

Components of employer expenses/remeasurement recognized in the Other Comprehensive Income (OCI)

Particulars	₹ in Lakhs	
	FY 2022-23	FY 2021-22
Actuarial loss / (gain)	(25.24)	(48.67)
Return on plan assets, Excluding interest income	(5.02)	(4.20)
Net (income)/expense recognized in the OCI	(30.26)	(52.87)

Analysis of defined benefit obligation

	₹ in Lakhs	
	FY 2022-23	FY 2021-22
Net opening provision in books of accounts	616.31	702.57
Employee Benefit Expense	123.29	130.72
Amounts recognized in Other Comprehensive Income	(30.26)	(52.87)
Contribution by the employer	(195.12)	(164.11)
Net (asset) / liability recognized in the Balance Sheet	514.23	616.31

Composition of the plan assets

	FY 2022-23	FY 2021-22
Policy of insurance	100.00%	100.00%
Total	100.00%	100.00%

Notes forming part of the Consolidated Financial Statements

Actuarial Assumptions:

	FY 2022-23	FY 2021-22
Discount rate	7.45%	7.00%
Salary Escalation	5.50%	5.50%

Withdrawal rates per annum

	FY 2022-23	FY 2021-22
- 25 years and below	5.00%	5.00%
- 26 to 35 years	4.00%	4.00%
- 35 to 45 years	6.00%	6.00%
- 46 to 55 years	2.00%	2.00%
- 56 years and above	1.00%	1.00%

- The discount rate is based on prevailing yields of Indian Government Securities as at the Balance Sheet date for the estimated term of the obligation.
- Salary Escalation Rate: The estimates of future salary increases takes into account the inflation, seniority, promotion and other relevant factors.
- Assumptions regarding future mortality rates are the rates as given under Indian Assured Lives Mortality (2006-08) Ultimate.

Sensitivity Analysis

Reasonably possible changes at the reporting date to one of the relevant actuarial assumptions, holding other assumptions constant, would have affected the defined benefit obligation by the amounts shown below.

(₹ in Lakhs)

Projected benefit obligation on current assumptions	FY 2022-23		FY 2021-22	
	Defined benefit obligation		Defined benefit obligation	
	Increase	Decrease	Increase	Decrease
Discount rate (0.5 % movement)	978.14	1,064.79	957.72	1,049.65
Future salary growth (0.5 % movement)	1,062.40	979.49	1,046.92	959.14
Attrition rate (1 % movement)	1,024.90	1,014.79	1,006.42	997.19

Maturity profile of defined benefit plan

(₹ in Lakhs)

Projected benefits payable in future years from the date of reporting	FY 2022-23	FY 2021-22
1 st Following year	129.07	136.36
2 nd Following year	63.22	85.92
3 rd Following year	55.82	60.97
4 th Following year	95.55	58.22
5 th Following year	92.30	72.12
Sum of years 6 to 10	426.23	368.95

Notes forming part of the Consolidated Financial Statements

Weighted average assumptions used to determine net periodic benefit cost

(₹ in Lakhs)

Particulars	FY 2022-23	FY 2021-22
Number of active members	815.00	787.00
Per month salary cost for active members	221.00	193.82
Average monthly salary (₹)	27,116.00	24,627.00
Average age (years)	40.07	39.83
Weighted average duration of the projected benefit obligation (years)	11.15	11.44
Average expected future service (years)	17.99	20.18
Average outstanding term of the obligations (Years)	9.30	10.05
Prescribed contribution for next year (12 Months)	90.11	83.06

39. SEGMENT INFORMATION

The Company's operating business predominantly relates to manufacture of Aluminium Castings thereof and hence the Company has considered "Aluminium Castings" as the single reportable segment.

Revenue bifurcation based on geographical areas

(₹ in Lakhs)

Particulars	As at March 31, 2023	As at March 31, 2022
Domestic sales	1,09,109.18	83,737.58
Export sales	31,006.33	24,067.55
Total	1,40,115.51	1,07,805.13

40. NET DEBT RECONCILIATION

Position of net debt

(₹ in Lakhs)

Particulars	As at March 31, 2023	As at March 31, 2022
Borrowings		
Non-current borrowings	10,855.69	11,490.49
Current borrowings	19,230.05	14,664.20
Less		
Cash and cash equivalents	1,180.82	1,083.24
Net debt	28,904.92	25,071.45

Movement in net debt

(₹ in Lakhs)

Particulars	As at March 31, 2023	As at March 31, 2022
Opening net debt	25,071.45	33,450.34
Cash flows	3,833.47	(8,378.89)
Foreign exchange adjustment	-	-
Opening interest accrued but not due	47.59	227.29
Closing interest accrued but not due	(56.54)	(47.59)
Interest expense	3,011.96	2,808.96
Interest paid	(3,003.01)	(2,988.66)
Closing net debt	28,904.92	25,071.45

Notes forming part of the Consolidated Financial Statements

41. RELATED PARTY DISCLOSURES

A. Relationship between the related parties:

Relationship	Name of related party
Subsidiary	Alicon Holding - GmbH
Step Down Subsidiary	Illichmann Castalloy - GmbH
Step Down Subsidiary	Illichmann Castalloy - sro
Group company	Atlas Castalloy Limited*

* Enterprise where the director has significant influence.

B. List of Key Management Personnel and their relatives:

Key Management Personnel (KMP)	Shailendrajit Rai	Managing Director
	Rajeev Sikand	Chief Executive Officer (CEO)
	Vimal Gupta	Chief Financial Officer (CFO)
	Veena Vaidhya	Company Secretary
	Pamela Rai	Non-Executive Director
	Anil D Harollikar	Independent Director
	Vinay Punjabi	Independent Director
	Ajay Nanawati	Independent Director
	Veena Mankar	Independent Director
	Junichi Suzuki	Non-Executive Director
Relatives of KMP	Preeti Gupta	Relative of CFO

C. Transactions with related parties :

No.	Aggregate of transaction	(₹ in Lakhs)	
		FY 2022-23	FY 2021-22
		Group company	Group company
1	Sales	1.72	16.03
2	Purchases	796.91	1,336.00
3	Rent paid	347.35	330.81
4	Expenses charged to the company	2,971.90	2,536.85
5	Expenses charged By the company	61.72	770.10
6	PPE purchased (net)	2,234.70	1,639.47
7	Amount receivable at the end of the year	500.00	500.00
8	Amount payable at the end of the year	933.62	2,159.44

D. Transaction with related party of Key Managerial Personnel :

No.	Particulars	(₹ in Lakhs)	
		FY 2022-23	FY 2021-22
1	Rent paid	-	0.19

Accounting has been done as per IND AS 116 but as it is in nature of Rent Payment hence disclosure has been given separately.

Notes forming part of the Consolidated Financial Statements

E. Compensation to key management personnel :

(₹ in Lakhs)

No.	Particulars	FY 2022-23	FY 2021-22
1	Short term employee benefits	420.62	316.46
2	Post-employment benefits	39.60	24.90
3	Commission	286.82	173.25
4	Share based payments	-	739.67
5	Sitting Fees	54.30	30.35
	Total	801.35	1,284.63

F. Other Transaction with Key Management Personnel :

(₹ in Lakhs)

No.	Particulars	FY 2022-23	FY 2021-22
1	Loan From Director	-	-
2	Loan Repay to Director	-	1,500.00
3	Interest on Loan From Director	-	67.76

Note:

As the post-employment benefits is provided on an actuarial basis for the Company as a whole, the amount pertaining to key management personnel is not ascertainable and therefore not included above. The amount included above is the contribution made by company.

42. LEASE TRANSACTIONS

Lease liabilities included in the balance sheet

(₹ in Lakhs)

	March 31, 2023	March 31, 2022
Current	-	306.90
Non-current	-	-
Total	-	306.90

Amounts recognised in the statement of profit and loss

(₹ in Lakhs)

	March 31, 2023	March 31, 2022
Depreciation on right-of-use assets	292.46	292.47
Interest on Lease Liabilities	14.74	44.07
Expenses relating to short-term leases	695.36	415.87
Total	1,002.56	752.41

Notes forming part of the Consolidated Financial Statements

Contractual cashflows - lease liabilities

(₹ in Lakhs)

	March 31, 2023	March 31, 2022
- Not later than one year	-	306.90
- later than one year and not later than five years	-	-
- Later than five years	-	-
Total	-	306.90

43. EMPLOYEE STOCK OPTION PLAN- 2017

This Scheme shall be called the "Alicon Castalloy Limited – Employee Stock Option Scheme 2017 ("ESOS 2017" or "Scheme").

The objective of the ESOS 2017 is to reward the Employees of the Company for their performance and to motivate them to contribute to the growth and profitability of the Company. The Company also intends to use this Scheme to retain talent in the organization. The Company views Employee Stock Options as instruments that would enable the Employees to share the value they create for the Company and align individual objectives of employees with objectives of the Company in the years to come.

The Shareholders by way of special resolution dated June 8, 2017 have authorized the Nomination and Remuneration Committee to grant not exceeding 6,75,000 (Six lacs seventy five Thousand only) Options to the Employees under the ESOS 2017, in one or more tranches, exercisable into not more than 6,75,000 (Six lacs seventy five Thousand only) Shares of face value of ₹ 5 (Rupees five) each fully paid-up, with each such Option conferring a right upon the Employee to apply for one Share of the Company, in accordance with the terms and conditions as may be decided under the ESOS 2017

Options granted under ESOS 2017 would Vest after 1 (one) year but not later than 4 (four) years from the date of grant of such Options

Number and weighted average exercise prices of options granted, exercised and cancelled/lapsed during the financial year

(₹ in Lakhs)

Particulars	FY 2022-23		FY 2021-22	
	No. of shares	Weighted average exercise price	No. of shares	Weighted average exercise price
Options outstanding at the beginning of the year	-	-	135,000	5
Granted during the year	-	-	-	-
Forfeited / surrendered during the year	-	-	-	-
Exercised during the year	-	-	135,000	5
Lapsed during the year	-	-	-	-
Options outstanding at the end of year	-	-	-	-
Options exercisable at the end of the year	-	-	-	-
Weighted average remaining contractual life	NA		NA	

The weighted average market price of the options exercised under Employees Stock Option Scheme -2017 on the date of exercise in the previous year is ₹ 578/-.

No options are granted in the current year and previous year.

The expected price volatility is based on the historic volatility, adjusted for any changes to future volatility due to publicly available information.

The Company has not recorded any expenses regarding the options granted under ESOP 2017 scheme during the year.

Notes forming part of the Consolidated Financial Statements

44. BASIC AND DILUTED EARNINGS PER SHARE

		(₹ in Lakhs)	
Particulars		FY 2022-23	FY 2021-22
Nominal value per equity share	₹	5.00	5.00
Profit for the year	₹ in lakhs	5,142.11	2,418.06
Weighted average number of basic equity shares	No. of shares	16,111,840	15,421,649
Effect of diluted shares	No. of shares	-	140,252
Weighted average number of diluted equity shares*	No. of shares	16,111,840	15,561,900
Earnings per share - Basic	No. of shares	31.92	15.68
Earnings per share - Diluted*	₹	31.92	15.54

* Effect of diluted shares is anti-dilutive due to loss incurred in the previous year.

45. DISCLOSURE OF CAPITAL COMMITMENT & CONTINGENT LIABILITIES

1. Capital commitment

		(₹ in Lakhs)	
Sr. No.	Particulars	March 31, 2023	March 31, 2022
1	Estimated amount of contracts remaining to be executed on capital account	1,262.51	1,236.79
	Total	1,262.51	1,236.79

2. Contingent liabilities not provided for :

		(₹ in Lakhs)	
Sr. No.	Particulars	March 31, 2023	March 31, 2022
1	Stand by Letters of credit issued by Against forgein obligation related to subsidiary/Import	3,136.27	3,033.04
2	Performance and financial guarantees issued by the banks	562.01	277.32
3	Corporate guarantees	507.96	507.96
4	Interest On Customs and related duties paid under protest for non fulfilment of export obligation	1,222.49	1,222.49
5	Assessment dues of VAT, CST & Central Excise	469.18	1,801.58
6	Pending cases in local civil court	1,810.32	666.32
7	Income Tax Assessment	-	1.92

46. INCOME TAXES

The income tax expense consists of following:

		(₹ in Lakhs)	
Particulars		FY 2022-23	FY 2021-22
Tax expense			
Current tax		1,878.98	633.37
Short/ (Excess) of earlier years		291.18	-
MAT credit entitlement		-	(64.33)
Deferred tax (benefit) / charge		(1,100.76)	271.38
Total tax expense		1,069.40	840.42
Other comprehensive income			
Remeasurements gains and losses on post employment benefits		10.58	18.48
Income tax expense reported in the statement of other comprehensive income		10.58	18.48

Notes forming part of the Consolidated Financial Statements

The deferred tax relates to origination/reversal of temporary differences.

The reconciliation of estimated income tax expense at Indian statutory income tax rate to income tax expense reported in Statement of Profit or Loss is as follows:

Particulars	(₹ in Lakhs)	
	FY 2022-23	FY 2021-22
Profit before tax	6,211.51	3,258.47
Indian statutory income tax rate	25.17%	34.94%
Expected tax expense	1,564.00	1,139.00
Tax Effect of adjustments to reconcile expected income tax expense to reported income tax expense		
Effects of changes in Tax Rates	(835.03)	-
Effect of tax on earlier years	291.18	-
Tax rate difference on book profit as per Minimum Alternate Tax	-	(238.34)
Tax expenses accounted as no effect of Timing differences on MAT liability	-	207.05
Effect of weighted deductions, exemptions and deductions	(0.57)	-
Effect of deferred tax not recognised	-	-
Effect of differential overseas tax rate	11.22	(266.87)
Others (net)	38.58	(0.42)
Total tax expense	1,069.38	840.42

Deferred Tax

Item wise movement in deferred tax expense recognised in profit or loss / OCI

Particulars	(₹ in Lakhs)	
	FY 2022-23	FY 2021-22
- Property, plant and equipment	(1,190.67)	147.44
- Unwinding of enkei payable	-	-
- Leases	5.05	(10.57)
- Transaction cost on term loans amortised over the tenure of the loan	(5.45)	(4.37)
- Provision for doubtful debts and advances	(0.01)	108.15
- Provision allowed on payment basis	98.47	37.83
- Fair valuation of security deposit	12.22	11.35
Total expenses	(1,080.39)	289.83
- Recognised in Profit or Loss	(1,100.76)	271.38
- Recognised in Other Comprehensive Income	10.58	18.48
- Others	9.79	(0.03)
Total	(1,080.39)	289.83

The gross movement in the deferred tax for the year ended March 31, 2023 and March 31, 2022 is as follows:

Particulars	(₹ in Lakhs)	
	FY 2022-23	FY 2021-22
Net deferred tax liability (asset) at the beginning	3,044.49	2,754.66
(Credits) / charge relating to temporary differences	(1,100.76)	271.38
Temporary differences on other comprehensive income	10.58	18.48
Others	9.79	(0.03)
Net deferred income tax liability (asset) at the end	1,964.10	3,044.49

Notes forming part of the Consolidated Financial Statements

47. For disclosure mandated by schedule III of companies Act 2013, by way of additional information, refer below :

(₹ in Lakhs)

Name of the entity in the Group	Net Assets, i.e., total assets minus total liabilities		Share in profit or loss		Share in other comprehensive income		Share in total comprehensive income	
	As % of consolidated net assets	Amount	As % of consolidated profit or loss	Amount	As % of consolidated other comprehensive income	Amount	As % of total comprehensive income	Amount
Parent								
Alicon Castalloy Limited	96.44%	47,046.35	86.03%	4,423.66	176.27%	19.76	86.60%	4,443.42
Subsidiaries								
Alicon Holding GmbH	-0.13%	(65.32)	0.00%	0.01	-26.94%	(3.02)	-0.06%	(3.01)
Illichmann Castalloy S.R.O	1.77%	862.83	7.57%	389.41	55.40%	6.21	7.71%	395.62
Illichmann Castalloy GmbH	1.93%	941.26	6.40%	329.03	-304.73%	(34.16)	5.75%	294.87
Total		48,785.12		5,142.11		(11.21)		5,130.90

48. Figures have been regrouped wherever necessary to make them comparable.

As per our report of even date attached

For **Kirtane & Pandit LLP**

Chartered Accountants

Firm Regn No: 105215W/W100057

Parag Pansare

Partner

Membership No. 117309

Place: Pune

Date: May 16, 2023

On behalf of the Board of Directors of **Alicon Castalloy Ltd.**

S. Rai

Managing Director

DIN : 00050950

Vimal Gupta

Chief Financial Officer

Rajeev Sikand

Chief Executive Officer

Veena Vaidya

Company Secretary

ALICON CASTALLOY LIMITED

CIN: L99999PN1990PLC059487

Registered Office: Gat No. 1426, Village Shikrapur, Taluka - Shirur, District Pune - 412 208, Maharashtra

T: +91 2137 677100, Email: investor.relations@alicongroup.co.in, Website: www.alicongroup.co.in

Notice

NOTICE is hereby given that the 33rd Annual General Meeting of the members of Alicon Castalloy Limited will be held at 11.00 a.m. on Wednesday, September 20, 2023 through Video Conference/ Other Audio Visual Means, to transact the following business :

ORDINARY BUSINESS

1. To receive, consider and adopt the –
 - a) Audited Standalone Financial Statements of the Company for the financial year ended March 31, 2023 together with the Reports of the Board of Directors and Auditors thereon; and
 - b) Audited Consolidated Financial Statements of the Company for the financial year ended March 21, 2023 together with the Report of Auditors thereon.

2. To confirm the payment of Interim Dividend of ₹ 2.50 per Equity Share of ₹ 5/- each and declare Final Dividend of ₹ 3.75 per Equity Share of ₹ 5/- each for the financial year ended March 31, 2023.
3. To appoint a Director in place of Mr. Junichi Suzuki (DIN: 02628162), who retires by rotation, but being eligible, offers himself for reappointment.

By Order of the Board of Directors

(S. Rai)

Managing Director
(DIN 00050950)

Place: Shikrapur
Date: July 25, 2023

NOTES :

1. In view of the ongoing COVID-19 pandemic, the Ministry of Corporate Affairs (MCA), has vide its General Circular No. 11/2022 dt December 28, 2022 read together with General Circular No. 20/2020 dated May 05, 2020, General Circular No. 22/2020 dated June 15, 2020, General Circular No. 33/2020 dated September 28, 2020, General Circular No. 39/2020 dated December 31, 2020 and Circular No. 02/2021 dated January 13, 2021 and Circular No. 02/2022 dated May 05, 2022 (collectively "MCA Circulars") and Securities and Exchange Board of India ("SEBI") vide its Circular No. SEBI/HO/CFD/PoD-2/P/CIR/2023/4 dated January 5, 2023 read with SEBI/HO/CFD/CMD1/CIR/P/2020/79 dated May 12, 2020 ; Circular No. SEBI/HO/CFD/CMD2/CIR/P/2021/11 dated January 21, 2021 and SEBI Circular No. SEBI/HO/CFD/CMD2/2022/62 dated May 13, 2022 (collectively "SEBI Circulars") have permitted companies to conduct AGM through Video Conferencing or other audio visual means("VC/OAVM"), subject to compliance of various conditions mentioned therein. In compliance with the aforesaid mentioned MCA Circulars and SEBI Circulars and the applicable provisions of the Companies Act, 2013 and the rules made thereunder, and SEBI (Listing Obligations and Disclosure Requirements) Regulations, 2015, the 33rd AGM of the Company is being convened and conducted through VC/OAVM.
2. As the AGM shall be conducted through VC / OAVM, the facility for appointment of Proxy by the Members is not available for this AGM and hence, the Proxy Form and Attendance Slip including Route Map are not annexed to this Notice.
3. Institutional / Corporate Members are requested to send a scanned copy (PDF / JPEG format) of the Board Resolution authorizing its representatives to attend and vote at the AGM, pursuant to Section 113 of the Act, on email id of ucshukla@rediffmail.com.
4. The Register of Members and Share Transfer Books of the Company will be closed from Thursday, September 14, 2023 to Wednesday, September 20, 2023 (both days inclusive) for the purpose of Annual General Meeting and Final dividend 2022-23.
5. The Board at its Meeting held on July 25, 2023 has recommended final dividend of ₹ 3.75 per equity share for FY 2022-23. Final Dividend as recommended by the Board of Directors for the FY 2022-23, if declared by the Members at their AGM, will be payable to those members of the company, who hold shares,
 - (i) In demat mode, based on the list of beneficial owners to be received from NSDL and CDSL at the close of business hours on Wednesday, September 13, 2023, being the cut-off date.

- (ii) In physical form, whose names appear in the Company's Register of Members on Wednesday, September 13, 2023, being the cut-off date.

ELECTRONIC DISPATCH OF ANNUAL REPORT AND PROCESS FOR REGISTRATION OF EMAIL ID FOR OBTAINING COPY OF ANNUAL REPORT

6. In line with the MCA and SEBI circulars, the notice of the 33rd AGM along with the Annual Report 2022-23 are being sent only by electronic mode to those Members whose e-mail addresses are registered with the Company/Depositories. Members may please note that this Notice and Annual Report 2022-23 will also be available on the Company's website at www.alicongroup.co.in and websites of the Stock Exchanges i.e. BSE Limited and National Stock Exchange of India Limited at www.bseindia.com and www.nseindia.com respectively.
7. Members holding shares in physical mode and who have not updated their email addresses with the Company are requested to update their email addresses by writing to the RTA on email id gamare@unisec.in along with the copy of the signed request letter mentioning the name and address of the Member, self-attested copy of the PAN card, and self-attested copy of any document (eg.: Driving License, Election Identity Card, Passport) in support of the address of the Member. Members holding shares in dematerialized mode are requested to register / update their email addresses with the relevant Depository Participants. In case of any queries / difficulties in registering the e-mail address, Members may write to RTA of email id – gamare@unisec.in.

PROCEDURE FOR JOINING THE AGM THROUGH VC/OAVM:

8. Member will be provided with a facility to attend the EGM/AGM through VC/OAVM through the NSDL e-Voting system. Members may access by following the steps mentioned above for Access to NSDL e-Voting system. After successful login, you can see link of "VC/OAVM link" placed under "Join meeting" menu against company name. You are requested to click on VC/OAVM link placed under Join General Meeting menu. The link for VC/OAVM will be available in Shareholder/Member login where the EVEN of Company will be displayed. Please note that the members who do not have the User ID and Password for e-Voting or have forgotten the User ID and Password may retrieve the same by following the remote e-Voting instructions mentioned in the notice to avoid last minute rush.
9. The Members can join the AGM in the VC/OAVM mode 15 minutes before and after the scheduled time of the commencement of the Meeting by following the procedure mentioned in the Notice. The facility of participation at the AGM through VC/OAVM will be

made available for 1000 members on first come first served basis. This will not include large Shareholders (Shareholders holding 2% or more shareholding), Promoters, Institutional Investors, Directors, Key Managerial Personnel, the Chairpersons of the Audit Committee, Nomination and Remuneration Committee and Stakeholders Relationship Committee, Auditors etc. who are allowed to attend the AGM without restriction on account of first come first served basis.

10. Members are encouraged to join the Meeting through Laptops for better experience.
11. Further Members will be required to allow Camera and use Internet with a good speed to avoid any disturbance during the meeting.
12. Please note that Participants Connecting from Mobile Devices or Tablets or through Laptop connecting via Mobile Hotspot may experience Audio/Video loss due to Fluctuation in their respective network. It is therefore recommended to use Stable Wi-Fi or LAN Connection to mitigate any kind of aforesaid glitches.
13. The attendance of the Members attending the AGM through VC/OAVM will be counted for the purpose of reckoning the quorum under Section 103 of the Companies Act, 2013.
14. Pursuant to the provisions of Section 108 of the Companies Act, 2013 read with Rule 20 of the Companies (Management and Administration) Rules, 2014 (as amended) and Regulation 44 of SEBI (Listing Obligations & Disclosure Requirements) Regulations 2015 and the aforesaid circulars, the Company is pleased to provide remote e-voting to its Members in respect of the business to be transacted at the AGM. For this purpose, the Company has entered into an agreement with National Securities Depository Limited (NSDL) for facilitating voting through electronic means as the authorized agency. The

facility of casting votes by a member using remote e-voting system as well as venue voting on the date of the AGM will be provided by NSDL.

PROCEDURE TO RAISE QUESTIONS / SEEK CLARIFICATIONS WITH RESPECT TO ANNUAL REPORT:

15. As the AGM is being conducted through VC / OAVM, for the smooth conduct of proceedings of the AGM, Members are encouraged to express their views / send their queries in advance mentioning their name, demat account number / folio number, email id, mobile number @investor.relations@alicongroup.co.in. Questions / queries received by the Company on September 18, 2023.
16. Members, who would like to express their views or ask questions during the AGM, may use chat facility to raise questions to moderator. The moderator then will ask one by one question during the meeting.
17. The Company reserves the right to restrict the number of questions and number of speakers, as appropriate for smooth conduct of the AGM.

THE INSTRUCTIONS FOR MEMBERS FOR REMOTE E-VOTING AND JOINING ANNUAL GENERAL MEETING (AGM) ARE AS UNDER :

The remote e-voting period begins on September 17, 2023, 9.00 AM and ends on September 19, 2023, 5.00 PM. The remote e-voting module shall be disabled by NSDL for e-voting thereafter. The Members, whose names appear in the Register of Members / Beneficial Owners as on the record date (cut-off date) i.e. September 13, 2023, may cast their vote electronically. The voting right of shareholders shall be in proportion to their share in the paid-up equity share capital of the Company as on the cut-off date, being September 13, 2023.

20. Members facing any technical issue in login before / during the AGM can contact NSDL helpdesk by sending a request at evoting@nsdl.co.in or call at toll free no.: 1800 1020 990 and 1800 22 44 30

How do I vote electronically using NSDL e-Voting system?

The way to vote electronically on NSDL e-Voting system consists of “Two Steps” which are mentioned below:

Step 1: Access to NSDL e-Voting system

A) Login method for e-Voting and joining virtual meeting for Individual shareholders holding securities in demat mode

In terms of SEBI circular dated December 9, 2020 on e-Voting facility provided by Listed Companies, Individual shareholders holding securities in demat mode are allowed to vote through their demat account maintained with Depositories and Depository Participants. Shareholders are advised to update their mobile number and email Id in their demat accounts in order to access e-Voting facility.

Login method for Individual shareholders holding securities in demat mode is given below:

Type of shareholders	Login Method
Individual Shareholders holding securities in demat mode with NSDL.	<ol style="list-style-type: none"> Existing IDeAS user can visit the e-Services website of NSDL Viz. https://eservices.nsd.com either on a Personal Computer or on a mobile. On the e-Services home page click on the “Beneficial Owner” icon under “Login” which is available under ‘IDeAS’ section, this will prompt you to enter your existing User ID and Password. After successful authentication, you will be able to see e-Voting services under Value added services. Click on “Access to e-Voting” under e-Voting services and you will be able to see e-Voting page. Click on company name or e-Voting service provider i.e. NSDL and you will be re-directed to e-Voting website of NSDL for casting your vote during the remote e-Voting period or joining virtual meeting & voting during the meeting. If you are not registered for IDeAS e-Services, option to register is available at https://eservices.nsd.com. Select “Register Online for IDeAS Portal” or click at https://eservices.nsd.com/SecureWeb/IdeasDirectReg.jsp Visit the e-Voting website of NSDL. Open web browser by typing the following URL: https://www.evoting.nsd.com/ either on a Personal Computer or on a mobile. Once the home page of e-Voting system is launched, click on the icon “Login” which is available under ‘Shareholder/Member’ section. A new screen will open. You will have to enter your User ID (i.e. your sixteen digit demat account number hold with NSDL), Password/OTP and a Verification Code as shown on the screen. After successful authentication, you will be redirected to NSDL Depository site wherein you can see e-Voting page. Click on company name or e-Voting service provider i.e. NSDL and you will be redirected to e-Voting website of NSDL for casting your vote during the remote e-Voting period or joining virtual meeting & voting during the meeting. Shareholders/Members can also download NSDL Mobile App “NSDL Speede” facility by scanning the QR code mentioned below for seamless voting experience.

NSDL Mobile App is available on

 App Store
  Google Play



Individual Shareholders holding securities in demat mode with CDSL	<ol style="list-style-type: none"> Existing users who have opted for Easi / Easiest, they can login through their user id and password. Option will be made available to reach e-Voting page without any further authentication. The URL for users to login to Easi / Easiest are https://web.cdslindia.com/myeasi/home/login or www.cdslindia.com and click on New System Myeasi. After successful login of Easi/Easiest the user will be also able to see the E Voting Menu. The Menu will have links of e-Voting service provider i.e. NSDL. Click on NSDL to cast your vote.
--	---

3. If the user is not registered for Easi/Easiest, option to register is available at <https://web.cdslindia.com/myeasi/Registration/EasiRegistration>
4. Alternatively, the user can directly access e-Voting page by providing demat Account Number and PAN No. from a link in www.cdslindia.com home page. The system will authenticate the user by sending OTP on registered Mobile & Email as recorded in the demat Account. After successful authentication, user will be provided links for the respective ESP i.e. **NSDL** where the e-Voting is in progress.

Individual Shareholders (holding securities in demat mode) login through their depository participants

You can also login using the login credentials of your demat account through your Depository Participant registered with NSDL/CDSL for e-Voting facility. Upon logging in, you will be able to see e-Voting option. Click on e-Voting option, you will be redirected to NSDL/CDSL Depository site after successful authentication, wherein you can see e-Voting feature. Click on company name or e-Voting service provider i.e. NSDL and you will be redirected to e-Voting website of NSDL for casting your vote during the remote e-Voting period or joining virtual meeting & voting during the meeting.

Important note: Members who are unable to retrieve User ID/ Password are advised to use Forget User ID and Forget Password option available at abovementioned website.

Helpdesk for Individual Shareholders holding securities in demat mode for any technical issues related to login through Depository i.e. NSDL and CDSL.

Login type	Helpdesk details
Individual Shareholders holding securities in demat mode with NSDL	Members facing any technical issue in login can contact NSDL helpdesk by sending a request at evoting@nsdl.co.in or call at toll free no.: 1800 1020 990 and 1800 22 44 30
Individual Shareholders holding securities in demat mode with CDSL	Members facing any technical issue in login can contact CDSL helpdesk by sending a request at helpdesk.evoting@cdslindia.com or contact at 022- 23058738 or 022-23058542-43

B) Login Method for e-Voting and joining virtual meeting for shareholders other than Individual shareholders holding securities in demat mode and shareholders holding securities in physical mode.

How to Log-in to NSDL e-Voting website?

1. Visit the e-Voting website of NSDL. Open web browser by typing the following URL: <https://www.evoting.nsdl.com/> either on a Personal Computer or on a mobile.
2. Once the home page of e-Voting system is launched, click on the icon "Login" which is available under 'Shareholder/Member' section.
3. A new screen will open. You will have to enter your User ID, your Password/OTP and a Verification Code as shown on the screen.

Alternatively, if you are registered for NSDL eservices i.e. IDEAS, you can log-in at <https://eservices.nsdl.com/> with your existing IDEAS login. Once you log-in to NSDL eservices after using your log-in credentials, click on e-Voting and you can proceed to Step 2 i.e. Cast your vote electronically.

4. Your User ID details are given below :

Manner of holding shares i.e. Demat (NSDL or CDSL) or Physical	Your User ID is:
a) For Members who hold shares in demat account with NSDL.	8 Character DP ID followed by 8 Digit Client ID
b) For Members who hold shares in demat account with CDSL.	16 Digit Beneficiary ID For example if your Beneficiary ID is 12***** then your user ID is 12*****
c) For Members holding shares in Physical Form.	EVEN Number followed by Folio Number registered with the company For example if folio number is 001*** and EVEN is 101456 then user ID is 101456001***

5. Password details for shareholders other than Individual shareholders are given below:
 - a) If you are already registered for e-Voting, then you can use your existing password to login and cast your vote.
 - b) If you are using NSDL e-Voting system for the first time, you will need to retrieve the 'initial password' which was communicated to you. Once you retrieve your 'initial password', you need to enter the 'initial password' and the system will force you to change your password.
 - c) How to retrieve your 'initial password'?
 - (i) If your email ID is registered in your demat account or with the company, your 'initial password' is communicated to you on your email ID. Trace the email sent to you from NSDL from your mailbox. Open the email and open the attachment i.e. a .pdf file. Open the .pdf file. The password to open the .pdf file is your 8 digit client ID for NSDL account, last 8 digits of client ID for CDSL account or folio number for shares held in physical form. The .pdf file contains your 'User ID' and your 'initial password'.
 - (ii) If your email ID is not registered, please follow steps mentioned below in **process for those shareholders whose email ids are not registered.**
 6. If you are unable to retrieve or have not received the " Initial password" or have forgotten your password:
 - a) Click on "**Forgot User Details/Password?**"(If you are holding shares in your demat account with NSDL or CDSL) option available on www.evoting.nsdl.com.
 - b) **Physical User Reset Password?** (If you are holding shares in physical mode) option available on www.evoting.nsdl.com.
 - c) If you are still unable to get the password by aforesaid two options, you can send a request at evoting@nsdl.co.in mentioning your demat account number/folio number, your PAN, your name and your registered address etc.
 - d) Members can also use the OTP (One Time Password)basedloginforcastingthevotesonthe e-Voting system of NSDL.
 7. After entering your password, tick on Agree to "Terms and Conditions" by selecting on the check box.
 8. Now, you will have to click on "Login" button.
 9. After you click on the "Login" button, Home page of e-Voting will open.
- Step 2: Cast your vote electronically and join General Meeting on NSDL e-Voting system.**
- How to cast your vote electronically and join General Meeting on NSDL e-Voting system?**
1. After successful login at Step 1, you will be able to see all the companies "EVEN" in which you are holding shares and whose voting cycle and General Meeting is in active status.
 2. Select "EVEN" of company for which you wish to cast your vote during the remote e-Voting period and casting your vote during the General Meeting. For joining virtual meeting, you need to click on "VC/OAVM" link placed under "Join Meeting".
 3. Now you are ready for e-Voting as the Voting page opens.
 4. Cast your vote by selecting appropriate options i.e. assent or dissent, verify/modify the number of shares for which you wish to cast your vote and click on "Submit" and also "Confirm" when prompted.
 5. Upon confirmation, the message "Vote cast successfully" will be displayed.
 6. You can also take the printout of the votes cast by you by clicking on the print option on the confirmation page.
 7. Once you confirm your vote on the resolution, you will not be allowed to modify your vote.
- General Guidelines for shareholders**
1. Institutional shareholders (i.e. other than individuals, HUF, NRI etc.) are required to send scanned copy (PDF/JPG Format) of the relevant Board Resolution/ Authority letter etc. with attested specimen signature of the duly authorized signatory(ies) who are authorized to vote, to the Scrutinizer by e-mail to ucshukla@rediffmail.com with a copy marked to evoting@nsdl.co.in. Institutional shareholders (i.e. other than individuals, HUF, NRI etc.) can also upload their Board Resolution / Power of Attorney / Authority Letter etc. by clicking on "**Upload Board Resolution / Authority Letter**" displayed under "**e-Voting**" tab in their login.

2. It is strongly recommended not to share your password with any other person and take utmost care to keep your password confidential. Login to the e-voting website will be disabled upon five unsuccessful attempts to key in the correct password. In such an event, you will need to go through the "Forgot User Details/Password?" or "Physical User Reset Password?" option available on www.evoting.nsdl.com to reset the password.
 3. In case of any queries, you may refer the Frequently Asked Questions (FAQs) for Shareholders and e-voting user manual for Shareholders available at the download section of www.evoting.nsdl.com or call on toll free no.: 1800 1020 990 and 1800 22 44 30 or send a request to (Name of NSDL Official) at evoting@nsdl.co.in
19. Process for those shareholders whose email ids are not registered with the depositories for procuring user id and password and registration of e mail ids for e-voting for the resolutions set out in this notice:
1. In case shares are held in physical mode please provide Folio No., Name of shareholder, scanned copy of the share certificate (front and back), PAN (self attested scanned copy of PAN card), AADHAR (self attested scanned copy of Aadhar Card) by email to gamare@uniseq.in .
 2. In case shares are held in demat mode, please provide DPID-CLID (16 digit DPID + CLID or 16 digit beneficiary ID), Name, client master or copy of Consolidated Account statement, PAN (self attested scanned copy of PAN card), AADHAR (self attested scanned copy of Aadhar Card) to gamare@uniseq.in. If you are an Individual shareholders holding securities in demat mode, you are requested to refer to the login method explained at step 1 (A) i.e. **Login method for e-Voting and joining virtual meeting for Individual shareholders holding securities in demat mode.**
 3. Alternatively shareholder/members may send a request to evoting@nsdl.co.in for procuring user id and password for e-voting by providing above mentioned documents.
 4. In terms of SEBI circular dated December 9, 2020 on e-Voting facility provided by Listed Companies, Individual shareholders holding securities in demat mode are allowed to vote through their demat account maintained with Depositories and Depository Participants. Shareholders are required to update their mobile number and email ID correctly in their demat account in order to access e-Voting facility.
21. THE INSTRUCTIONS FOR MEMBERS FOR e-VOTING ON THE DAY OF THE AGM ARE AS UNDER:-
1. The procedure for e-Voting on the day of the AGM is same as the instructions mentioned above for remote e-voting.
 2. Only those Members/ shareholders, who will be present in the AGM through VC/OAVM facility and have not casted their vote on the Resolutions through remote e-Voting and are otherwise not barred from doing so, shall be eligible to vote through e-Voting system in the AGM.
 3. Members who have voted through Remote e-Voting will be eligible to attend the AGM. However, they will not be eligible to vote at the AGM.
 4. The details of the person who may be contacted for any grievances connected with the facility for e-Voting on the day of the AGM shall be the same person mentioned for Remote e-voting.

GENERAL INFORMATION

22. Members are requested to note that pursuant to the provisions of Section 124 of the Companies Act, 2013, the amount of Dividend unclaimed or unpaid for a period of 7 years from the date of transfer to Unpaid Dividend Account, shall be transferred to the Investor Education & Protection Fund (IEPF) set up by Government of India and no claim shall lie against the Fund or the Company after the transfer of Unpaid or Unclaimed Dividend amount to the Government.

The Following are the details of dividend paid by the Company and their respective due dates of transfer to such Fund of the Central Government, which remains unpaid:

Date of Declaration of Dividend	Dividend of the Year	Due date of Transfer to the Government
September 29, 2016	2015- 16	November 2, 2023
September 26, 2017	2016- 17	October 30, 2024
January 31, 2018 (Interim Dividend)	2017-18	March 6, 2025
September 22, 2018 (Final Dividend)	2017- 18	October 26, 2025
February 06, 2019 (Interim Dividend)	2018-19	March 12, 2026
July 26, 2019 (Final Dividend)	2018-19	August 29, 2026
March 12, 2020	2019-20	April 16, 2027
September 27, 2022	2021-22	October 31, 2030
May 16, 2023 (Interim Dividend)	2022-23	June 19, 2030

Members who have not encashed their Dividend are requested to make their claims to the Company immediately.

The Members are also requested to note that all Shares on which Dividend remains unclaimed for seven consecutive Years or more shall be transferred to the IEPF account in compliance with Section 124 of the Companies Act, 2013 and the applicable Rules. In view of this, Members are requested to claim their Dividends from the Company, within the stipulated timeline. The Members, whose unclaimed dividends/shares have been transferred to IEPF, may claim the same by making an application to the IEPF Authority after complying with the procedure prescribed under the IEPF Rules.

23. Details as per Regulation 36(3) of Listing Regulations, 2015 in respect of the Directors seeking re-appointment at the AGM, forms integral part of the Notice. Other details as required under Secretarial Standard – 2 are included in the Corporate Governance Report, which forms part of the Annual Report. The Directors have furnished the requisite consents/ declarations for their Re-appointment.
24. The Members, who still hold share certificates in physical form, are advised to dematerialize their shareholding to avail the benefits of dematerialization, which includes easy liquidity since the trading is permitted in dematerialized form only, electronic transfer, savings in stamp duty and elimination of possibility of loss of documents and bad deliveries.
25. The Board of Directors has appointed Mr. Upendra Shukla, a Practicing Company Secretary, Mumbai as the Scrutinizer for the e-voting process, and voting at the venue of the AGM in a fair and transparent manner.
26. The Scrutinizer shall, immediately after the conclusion of voting at the AGM, first count the votes casted at the Meeting, thereafter unlock the votes through e-voting and make, not later than three (3) days from the conclusion of the Meeting, a consolidated scrutinizer's report of the total votes cast in favour or against, if any, to the Chairman of the Company, who shall countersign the same.

The scrutinizer shall submit his report to the Chairman, who shall declare the result of the voting. The results declared along with the scrutinizer's report shall be placed on the Company's website www.alicongroup.co.in and on the NSDL website www.evoting.nsdl.com. The said report also be filed with BSE & NSE.

PROCEDURE FOR INSPECTION OF DOCUMENTS:

27. All the documents referred to in the accompanying Notice, shall be available for inspection through electronic mode. Members seeking to inspect such documents can send an email to investors.relations@alicongroup.co.in.
28. During the AGM, the Register of Directors and Key Managerial Personnel and their Shareholding maintained under Section 170 of the Act, the Register of Contracts or arrangements in which Directors are interested under Section 189 of the Act.

By Order of the Board
Alicon Castalloy Ltd.

S. Rai
Managing Director
DIN : 00050950

Place: Shikrapur, Pune
Date: July 25, 2023

Registered Office :

Gat No. 1426, Village Shikrapur,
Taluka Shirur, Dist. Pune, Maharashtra.

Details of Directors seeking appointment/ re-appointment at the ensuing 33rd Annual General Meeting to be held on Wednesday, the 20th September, 2023 as required under Secretarial Standard on General Meetings [SS-2] and Regulation 36(3) of the SEBI (Listing Obligations and Disclosure Requirements) Regulations, 2015:

Name of the Director	Mr. Junichi Suzuki
Date of Birth	January 25, 1948
Date of Appointment	October 29, 2002
Qualification	Engineer
Brief Profile	Mr. Junichi Suzuki is the Chairman of Enkei group of Companies. He is serving on the Board of various corporates worldwide and is having more than five decades of experience in manufacturing of aluminium castings and high quality wheels designed for two wheelers and four wheelers in automation market.
Directorship held in other Public Companies (excluding Section 8 and foreign Companies)	Enkei Wheels (India) Limited
Memberships/Chairmanship of committees of other companies (includes only Audit & Shareholders/ Investors Grievance/Stakeholders Relationship Committee)	Nil
Shareholding in the Company (Equity)	Nil



ALICON CASTALLOY LIMITED

CIN: L99999PN1990PLC059487

IF UNDELIVERED, PLEASE RETURN TO:

REGISTERED OFFICE:

GAT NO.1426, VILLAGE - SHIKRAPUR,

TALUKA - SHIRUR, DISTRICT PUNE - 412 208

WWW.ALICONGROUP.CO.IN