

October 31, 2025

BSE Limited

Corporate Relations Department
Phiroze Jeejeebhoy Towers, Dalal Street,
Fort, Mumbai - 400 001
Scrip Code: 532424

The National Stock Exchange of India Limited

Exchange Plaza,
Bandra-Kurla Complex,
Mumbai 400 051
Symbol: GODREJCP

Dear Sir/Madam,

Outcome of Board Meeting – October 31, 2025

Pursuant to Regulations 30, 33 and 52 of the Securities and Exchange Board of India (Listing Obligations and Disclosure Requirements) Regulations, 2015 ("Listing Regulations") read with Schedule III to the Listing Regulations, as amended from time to time, this is to inform you that the Board of Directors of Godrej Consumer Products Limited ("GCPL / the Company"), at its Meeting held today, i.e., on Friday, October 31, 2025 [which commenced at 1.00 p.m. (IST) and ended at 4:30 p.m. (IST)]; *inter alia*, has approved / noted the following matters:

1. APPROVAL OF UNAUDITED FINANCIAL RESULTS (STANDALONE AND CONSOLIDATED) OF THE COMPANY FOR THE QUARTER AND HALF YEAR ENDED SEPTEMBER 30, 2025

Upon recommendation of the Audit Committee, the Board of Directors has approved the Unaudited Financial Results (Standalone & Consolidated) as per Indian Accounting Standards (IND AS) for the Quarter and Half Year ended September 30, 2025 (enclosed herewith).

The Board of Directors took note of the Limited Review Report of the Statutory Auditors on the Unaudited Financial Results (Standalone & Consolidated) for the Quarter and Half Year ended September 30, 2025 (enclosed herewith).

The Limited Review Report of the Statutory Auditors is with an unmodified opinion with respect to the Unaudited Financial Results (Standalone and Consolidated) of the Company for the Quarter and Half Year ended September 30, 2025.


2. DECLARATION OF INTERIM DIVIDEND FOR THE FINANCIAL YEAR 2025-26

Declared interim dividend @ Rs. 5/- per share (500 % on Equity Shares of Face Value of Re. 1/- each) for the Financial Year 2025-26. As intimated earlier, the Record Date for ascertaining the names of the shareholders who will be entitled to receive the said dividend is Friday, November 7, 2025. The dividend will be paid on or before Sunday, November 30, 2025.

Kindly take the above on record.

Thanking you,
Yours faithfully,

For Godrej Consumer Products Limited



Tejal Jariwala
Company Secretary & Compliance Officer
(F9817)

Encl: As above



GODREJ CONSUMER PRODUCTS LIMITED													
Regd. Office: Godrej One, 4th Floor, Pirojshanagar, Eastern Express Highway, Vikhroli [E], Mumbai-400 079, www.godrejcp.com, CIN : L24246MH2000PLC129806													
STATEMENT OF UNAUDITED FINANCIAL RESULTS FOR THE QUARTER AND HALF YEAR ENDED SEPTEMBER 30, 2025													
(₹ Crore)													
CONSOLIDATED						STANDALONE							
Quarter ended			Half Year ended		Year ended	Sr. No.	PARTICULARS	Quarter ended			Half Year ended		Year ended
30-Sep-25	30-Jun-25	30-Sep-24	30-Sep-25	30-Sep-24	31-Mar-25			30-Sep-25	30-Jun-25	30-Sep-24	30-Sep-25	30-Sep-24	31-Mar-25
(Unaudited)	(Unaudited)	(Unaudited)	(Unaudited)	(Unaudited)	(Audited)			(Unaudited)	(Unaudited)	(Unaudited)	(Unaudited)	(Unaudited)	(Audited)
						1	Revenue from Operations						
3,802.46	3,641.88	3,647.11	7,444.34	6,957.89	14,284.81		a) Sale of Products	2,362.22	2,306.99	2,277.70	4,669.21	4,417.24	8,814.36
22.63	19.98	19.22	42.61	40.02	79.48		b) Other Operating Revenue	27.86	23.00	22.95	50.86	46.34	95.79
3,825.09	3,661.86	3,666.33	7,486.95	6,997.91	14,364.29		Total Revenue from Operations	2,390.08	2,329.99	2,300.65	4,720.07	4,463.58	8,910.15
62.85	84.52	85.99	145.69	163.10	316.12	2	Other Income	46.70	65.32	75.38	110.90	138.56	260.35
3,887.94	3,746.38	3,752.32	7,632.64	7,161.01	14,680.41	3	Total Income (1+2)	2,436.78	2,395.31	2,376.03	4,830.97	4,602.14	9,170.50
						4	Expenses						
1,523.55	1,480.31	1,527.49	3,003.86	2,817.17	5,729.23		a) Cost of Raw Materials including Packing Material Consumed	936.62	937.37	855.92	1,873.99	1,632.55	3,175.79
464.65	342.58	219.90	807.23	434.50	865.00		b) Purchase of Stock-in-Trade	312.00	257.33	202.48	569.33	368.28	799.81
(156.20)	(61.55)	(119.17)	(217.75)	(152.68)	(58.12)		c) Changes in Inventories of Finished Goods, Work-in-Progress and Stock-in-Trade	(91.34)	(59.85)	(45.12)	(151.19)	(45.28)	54.11
269.97	309.01	310.61	578.98	590.19	1,148.78		d) Employee Benefits Expense	122.08	124.71	132.64	246.79	255.53	473.88
75.87	86.49	83.09	162.36	170.84	350.11		e) Finance Costs	45.35	53.03	44.95	98.38	87.46	191.14
65.64	59.35	50.10	124.99	99.56	234.00		f) Depreciation and Amortization Expense	39.69	35.53	27.34	75.22	54.64	141.01
							g) Other Expenses						
375.74	313.83	363.95	689.57	694.77	1,369.21		(i) Advertisement and Publicity	249.95	231.62	263.57	481.57	521.07	1,020.22
614.05	583.12	603.91	1,195.49	1,129.89	2,307.13		(ii) Others	341.15	336.47	332.64	676.50	638.05	1,286.12
3,233.27	3,113.14	3,039.88	6,344.73	5,784.24	11,945.34		Total Expenses	1,955.50	1,916.21	1,814.42	3,870.59	3,512.30	7,142.08
654.67	633.24	712.44	1,287.91	1,376.77	2,735.07	5	Profit before Exceptional items and Tax (3-4)	481.28	479.10	561.61	960.38	1,089.84	2,028.42
(29.66)	(19.54)	(5.78)	(49.20)	(26.08)	(63.18)	6	Exceptional Items (net) (refer note no. 2)	-	-	(0.06)	-	(2.09)	(12.29)
625.01	613.70	706.66	1,238.71	1,350.69	2,671.89	7	Profit/ (Loss) before Tax (5+6)	481.28	479.10	561.55	960.38	1,087.75	2,016.13
						8	Tax Expense						
138.53	123.97	140.65	262.50	258.88	446.83		a) Current Tax	98.60	100.18	101.60	198.78	196.80	308.11
27.14	37.28	74.70	64.42	149.81	372.76		b) Deferred Tax	26.43	24.23	67.41	50.66	130.58	357.50
459.34	452.45	491.31	911.79	942.00	1,852.30	9	Profit/(Loss) after Tax (7-8)	356.25	354.69	392.54	710.94	760.37	1,350.52



18



GODREJ CONSUMER PRODUCTS LIMITED													
Regd. Office: Godrej One, 4th Floor, Pirojshanagar, Eastern Express Highway, Vikhroli [E], Mumbai-400 079, www.godrejcp.com, CIN : L24246MH2000PLC129806													
STATEMENT OF UNAUDITED FINANCIAL RESULTS FOR THE QUARTER AND HALF YEAR ENDED SEPTEMBER 30, 2025													
(₹ Crore)													
CONSOLIDATED						Sr. No.	PARTICULARS	STANDALONE					
Quarter ended			Half Year ended		Year ended			Quarter ended			Half Year ended		Year ended
30-Sep-25	30-Jun-25	30-Sep-24	30-Sep-25	30-Sep-24	31-Mar-25			30-Sep-25	30-Jun-25	30-Sep-24	30-Sep-25	30-Sep-24	31-Mar-25
(Unaudited)	(Unaudited)	(Unaudited)	(Unaudited)	(Unaudited)	(Audited)			(Unaudited)	(Unaudited)	(Unaudited)	(Unaudited)	(Unaudited)	(Audited)
						10	Other Comprehensive Income / (Loss)						
							a) (i) Items that will not be reclassified to profit or loss						
(1.42)	0.28	(0.27)	(1.14)	(0.67)	(0.70)		Remeasurements of defined benefit plans	(0.11)	-	(2.01)	(0.11)	(2.01)	2.69
0.30	(0.06)	0.05	0.24	0.15	(1.37)		(ii) Income tax relating to items that will not be reclassified to profit or loss	0.03	-	0.70	0.03	0.70	(2.11)
							b) (i) Items that will be reclassified to profit or loss						
200.61	98.12	205.11	298.73	182.51	143.63		Exchange differences in translating the financial statements of foreign operations	-	-	-	-	-	-
(1.86)	0.55	(9.82)	(1.31)	(11.47)	(11.65)		Effective portion of gains and loss on hedging instruments in a cash flow hedge	(1.85)	0.54	(6.01)	(1.31)	(6.93)	(8.63)
(0.69)	(2.54)	2.00	(3.23)	1.96	2.99		Debt instruments measured at fair value through other comprehensive income	(0.69)	(2.54)	2.00	(3.23)	1.96	2.99
							(ii) Income tax relating to items that will be reclassified to profit or loss						
0.47	(0.14)	2.10	0.33	2.51	3.23		Effective portion of gains and loss on hedging instruments in a cash flow hedge	0.47	(0.14)	2.10	0.33	2.51	3.23
0.10	0.36	(0.29)	0.46	(0.29)	(0.45)		Debt instruments measured at fair value through other comprehensive income	0.10	0.36	(0.29)	0.46	(0.29)	(0.45)
197.51	96.57	198.88	294.08	174.70	135.68		Other Comprehensive Income / (Loss)	(2.05)	(1.78)	(3.51)	(3.83)	(4.06)	(2.28)
656.85	549.02	690.19	1,205.87	1,116.70	1,987.98	11	Total Comprehensive Income (9+10)	354.20	352.91	389.03	707.11	756.31	1,348.24
459.34	452.45	491.31	911.79	942.00	1852.30	12	Net Profit attributable to :						
-	-	-	-	-	-		a) Owners of the Company	356.25	354.69	392.54	710.94	760.37	1,350.52
							b) Non-Controlling interests	-	-	-	-	-	-
197.51	96.57	198.88	294.08	174.70	135.68	13	Other comprehensive income/ (loss) attributable to :						
-	-	-	-	-	-		a) Owners of the Company	(2.05)	(1.78)	(3.51)	(3.83)	(4.06)	(2.28)
							b) Non-Controlling interests	-	-	-	-	-	-
656.85	549.02	690.19	1,205.87	1,116.70	1,987.98	14	Total comprehensive income attributable to :						
-	-	-	-	-	-		a) Owners of the Company	354.20	352.91	389.03	707.11	756.31	1,348.24
102.31	102.30	102.29	102.31	102.29	102.30		b) Non-Controlling interests	-	-	-	-	-	-
						15	Paid-up Equity Share Capital (Face value per share: ₹1)	102.31	102.30	102.29	102.31	102.29	102.30
					11,901.62	16	Other Equity						8,263.39
						17	Earnings per share (of ₹ 1 each) (Not Annualised)						
4.49	4.42	4.80	8.91	9.21	18.11		a) Basic (₹)	3.48	3.47	3.84	6.95	7.44	13.20
4.49	4.42	4.80	8.91	9.20	18.11		b) Diluted (₹)	3.48	3.47	3.84	6.95	7.43	13.20



GODREJ CONSUMER PRODUCTS LIMITED

CIN No.: L24246MH2000PLC129806

STATEMENT OF ASSETS AND LIABILITIES

(₹ Crore)

Consolidated		Particulars	Standalone	
As at Sep 30, 2025	As at Mar 31, 2025		As at Sep 30, 2025	As at Mar 31, 2025
(Unaudited)	(Audited)		(Unaudited)	(Audited)
		A ASSETS		
		1 Non-current assets		
1,471.62	1,229.09	(a) Property, Plant and Equipment	849.03	624.82
405.95	458.04	(b) Capital work-in-progress	326.97	395.47
86.94	86.08	(c) Investment property	74.64	75.40
306.78	214.05	(d) Right of use assets	208.30	127.30
5,338.91	5,145.41	(e) Goodwill	568.78	568.78
4,034.57	4,001.56	(f) Other Intangible assets	3,009.44	3,010.14
9.19	5.60	(g) Intangible assets under development	9.19	5.60
-	-	(h) Financial Assets		
		(i) Investments in subsidiaries	4,297.47	3,545.78
726.63	541.85	(ii) Other Investments	726.63	541.85
-	-	(iii) Loans	-	-
53.80	47.22	(iv) Others	47.67	42.26
381.53	374.29	(i) Deferred tax assets (net)	-	-
123.35	147.08	(j) Non-Current Tax Assets (net)	35.47	49.38
109.85	83.61	(k) Other non-current assets	107.47	82.48
13,049.12	12,333.88	Total Non Current Assets	10,261.06	9,069.26
		2 Current assets		
1,770.02	1,418.60	(a) Inventories	865.83	697.14
		(b) Financial Assets		
1,598.44	3,102.73	(i) Investments	840.78	2,508.54
1,805.22	1,819.13	(ii) Trade receivables	581.08	595.62
528.49	454.92	(iii) Cash and cash equivalents	25.89	124.50
551.85	28.14	(iv) Bank balances other than (iii) above	24.36	27.82
-	0.01	(v) Loans	31.85	11.14
69.96	63.31	(vi) Others	61.30	75.00
516.55	439.99	(c) Other Current Assets	290.94	253.24
6,840.53	7,326.83	Total Current Assets	2,722.03	4,293.00
11.26	11.08	Assets held for sale	-	-
19,900.91	19,671.79	TOTAL ASSETS	12,983.09	13,362.26
		B EQUITY AND LIABILITIES		
		1 Equity		
102.31	102.30	(a) Equity Share capital	102.31	102.30
12,061.35	11,901.62	(b) Other Equity	7,956.45	8,263.39
12,163.66	12,003.92	Total Equity	8,058.76	8,365.69
		LIABILITIES		
		2 Non-current liabilities		
		(a) Financial Liabilities		
166.10	92.26	(i) Lease liabilities	123.25	53.40
113.80	149.33	(b) Provisions	61.56	76.33
527.85	468.09	(c) Deferred tax liabilities (Net)	453.84	404.00
23.27	24.63	(d) Other non-current liabilities	23.27	24.63
831.02	734.31	Total Non Current Liabilities	661.92	558.36
		3 Current liabilities		
		(a) Financial Liabilities		
3,904.67	3,882.59	(i) Borrowings	2,525.31	2,578.06
42.72	29.64	(ii) Lease liabilities	26.77	14.48
		(iii) Trade payables		
78.04	65.11	(a) Total outstanding dues of Micro Enterprises and Small Enterprises	78.04	64.75
2,051.75	2,076.96	(b) Total outstanding dues of Creditors other than Micro and Small	1,152.00	1,253.22
382.31	425.56	(iv) Other financial liabilities	127.66	201.75
271.10	283.83	(b) Other current liabilities	214.13	221.20
108.40	107.21	(c) Provisions	100.04	99.55
67.24	62.66	(d) Current Tax Liabilities (Net)	38.46	5.20
6,906.23	6,933.56	Total Current Liabilities	4,262.41	4,438.21
19,900.91	19,671.79	TOTAL EQUITY AND LIABILITIES	12,983.09	13,362.26



GODREJ CONSUMER PRODUCTS LIMITED
CIN No.: L24246MH2000PLC129806
STANDALONE STATEMENT OF CASH FLOWS

(₹ Crore)

	Half Year ended Sep 30, 2025 (Unaudited)	Half Year ended Sep 30, 2024 (Unaudited)
A. CASH FLOW FROM OPERATING ACTIVITIES		
Profit Before Tax	960.38	1,087.75
Adjustments for :		
Non-Cash Items		
Depreciation and amortization expenses	75.23	54.64
Unrealised Foreign Exchange Loss	3.48	0.23
Bad Debts Written off	2.17	3.96
Provision/Written off/(back) for Doubtful Debts / Advances	(0.45)	6.96
Provision/Write off/(Release) for Non Moving Inventory	(2.80)	1.15
Provision/(Write back) towards Litigations	0.28	0.79
Provision/(Write back) of Old Balances	-	1.37
Expenses on Employee Stock Grant Scheme (ESGS)	8.99	12.69
Finance cost	98.38	87.46
(Profit)/Loss on sale of Property, Plant & Equipment and Intangible assets (net)	0.26	(15.90)
(Profit) on Sale of Investments (net)	(20.38)	(9.76)
Lease rent from investment property	(5.59)	-
Fair value (Gain) on financial assets measured at FVTPL (net)	(7.46)	(3.93)
Interest Income	(74.77)	(102.85)
	77.34	36.81
Operating Cash Flows Before Working Capital Changes	1,037.72	1,124.56
Adjustments for :		
(Increase) in inventories	(165.89)	(83.00)
(Increase)/Decrease in trade receivables	13.95	(81.34)
(Increase)/Decrease in loans	(19.99)	(0.01)
(Increase) in other financial assets	(9.57)	(15.92)
(Increase)/Decrease in other non-current assets	(0.82)	(4.05)
(Increase) in other current assets	(37.70)	(37.85)
(Decrease)/Increase in trade and other payables	(93.53)	13.44
(Decrease) in other financial liabilities	(36.00)	(50.24)
(Decrease)/Increase in other liabilities and provisions	(23.10)	63.62
	(372.65)	(195.35)
Cash Generated from Operating Activities	665.07	929.21
Adjustment for :		
Income Taxes paid (net)	(151.61)	(158.91)
Net Cash Flow from Operating Activities (A)	513.46	770.30
B. CASH FLOW FROM INVESTING ACTIVITIES		
Proceeds from sale of property, plant & equipment and intangible assets	1.46	21.63
Purchase of property, plant & equipment and intangible assets	(242.86)	(189.89)
Proceeds/(Purchase) of non-current investments (Net)	(177.77)	(62.55)
(Purchase)/Proceeds of current investments (Net)	897.79	446.04
Investments in subsidiaries	(751.68)	(4.99)
Lease rent from investment property	5.59	-
Proceeds from divestment of subsidiary	676.09	-
Interest Received	168.39	95.60
Net Cash Flow from Investing Activities (B)	577.01	305.84



	Half Year ended Sep 30, 2025 (Unaudited)	Half Year ended Sep 30, 2024 (Unaudited)
C. CASH FLOW FROM FINANCING ACTIVITIES		
Proceeds from Allotment of Equity Shares under Employee Stock Grant Scheme	0.01	0.01
(Repayment)/Proceeds from short term borrowings (Net)	(55.95)	482.16
Finance Cost paid	(90.09)	(71.82)
Dividend Paid	(1,023.04)	(1,534.27)
Principal Payment of lease liabilities	(14.98)	(7.83)
Finance cost paid towards Lease liabilities	(5.09)	(1.31)
Net Cash Flow used in Financing Activities (C)	(1,189.14)	(1,133.06)
NET (DECREASE) IN CASH AND CASH EQUIVALENTS (A+B+C)	(98.67)	(56.92)
CASH AND CASH EQUIVALENTS		
As at the beginning of the period	124.50	100.06
Unrealised Foreign Exchange Restatement in Cash and Cash Equivalents	0.06	-
As at the end of the period	25.89	43.14
NET (DECREASE) IN CASH AND CASH EQUIVALENTS	(98.67)	(56.92)

NOTES:

1 The above Standalone Statement of Cash Flows has been prepared under the 'Indirect Method' as set out in IND AS 7, 'Statement of Cash Flows.'



GODREJ CONSUMER PRODUCTS LIMITED
CIN No.: L24246MH2000PLC129806
CONSOLIDATED STATEMENT OF CASH FLOWS

(₹ Crore)

	Half Year ended Sep 30, 2025 (Unaudited)	Half Year ended Sep 30, 2024 (Unaudited)
A. CASH FLOW FROM OPERATING ACTIVITIES		
Profit Before Tax	1,238.71	1,350.69
Adjustments for :		
Non-Cash Items		
Depreciation and amortization expenses	124.99	99.56
Unrealised Foreign Exchange (Gain) / Loss	3.55	0.29
Bad Debts Written off	3.93	3.89
Provision / Write off for Doubtful Debts / Advances	0.88	8.71
(Release)/ Provision/ write off for Non Moving Inventory	(7.11)	(14.04)
(Write back)/ Provision towards Litigations	(0.18)	1.26
Provision/(Write back) of Old Balances	-	1.37
Expenses on Employee Stock Grant Scheme (ESGS)	8.99	12.69
Finance cost	162.36	170.84
(Profit)/Loss on sale of Property, Plant & Equipment and Intangible assets (net)	0.25	(16.77)
(Profit) on Sale of Investments (net)	(20.42)	(17.91)
Lease rent from investment property	(6.99)	-
Fair value (Gain) on financial assets measured at FVTPL (net)	(7.46)	(3.93)
Interest Income	(96.47)	(116.91)
Adjustment due to hyperinflation	10.47	24.96
	176.79	154.01
Operating Cash Flows Before Working Capital Changes	1,415.50	1,504.70
Adjustments for :		
(Increase) in inventories	(306.45)	(245.60)
Decrease / (Increase) in trade receivables	66.26	(108.66)
Decrease / (Increase) in loans	0.01	(0.01)
(Increase) in other financial assets	(12.60)	(17.57)
(Increase) in other non-current assets	(1.37)	(4.65)
(Increase) in other current assets	(69.97)	(155.03)
Increase /(Decrease) in trade and other payables	(107.25)	124.26
Decrease in other financial liabilities	(42.01)	(66.26)
(Decrease) / Increase in other liabilities and provisions	(53.17)	69.33
	(526.55)	(404.19)
Cash Generated from Operating Activities	888.95	1,100.51
Adjustment for :		
Income Taxes paid (net)	(233.19)	(259.18)
Net Cash Flow from Operating Activities (A)	655.76	841.33
B. CASH FLOW FROM INVESTING ACTIVITIES		
Proceeds from sale of property, plant & equipment and intangible assets	4.88	23.64
Purchase of property, plant & equipment and intangible assets	(289.10)	(215.49)
Purchase of non-current investments	(177.77)	(396.11)
Proceeds of current investments (Net)	1,033.48	625.87
Interest Received	102.16	92.56
Lease rent from investment property	6.99	-
Net Cash Flow from Investing Activities (B)	680.64	130.47
C. CASH FLOW FROM FINANCING ACTIVITIES		
Proceeds from Allotment of Equity Shares under Employee Stock Grant Scheme	0.01	0.01
(Repayment)/Proceeds from short term borrowings (Net)	(66.46)	605.99
Finance Cost paid	(152.57)	(147.08)
Dividend Paid	(1,023.04)	(1,534.27)
Principal Payment of lease liabilities	(30.54)	(22.12)
Finance cost paid towards Lease liabilities	(7.05)	(2.95)
Net Cash (used in) Financing Activities (C)	(1,279.65)	(1,100.42)
NET INCREASE/(DECREASE) IN CASH AND CASH EQUIVALENTS (A+B+C)	56.75	(128.62)



GODREJ CONSUMER PRODUCTS LIMITED
CIN No.: L24246MH2000PLC129806
CONSOLIDATED STATEMENT OF CASH FLOWS

(₹ Crore)

	Half Year ended Sep 30, 2025 (Unaudited)	Half Year ended Sep 30, 2024 (Unaudited)
CASH AND CASH EQUIVALENTS:		
As at the beginning of the period **	454.92	402.78
Less: Cash credit	(4.17)	(3.88)
Effect of exchange difference on translation of cash and cash equivalents on consolidation	19.09	(1.37)
As at the end of the period**	528.49	270.67
Less: Cash credit	(1.90)	(1.76)
NET INCREASE / (DECREASE) IN CASH AND CASH EQUIVALENTS	56.75	(128.62)

**Cash and Cash equivalents includes cash credits, that are repayable on demand and form an integral part of Group's cash management.

Note:

The above consolidated statement of cash flows has been prepared under the 'Indirect Method' as set out in IND AS 7, 'Statement of Cash Flows'.



GODREJ CONSUMER PRODUCTS LIMITED															
ADDITIONAL DISCLOSURES AS PER CLAUSE 52 (4) OF SECURITIES AND EXCHANGE BOARD OF INDIA (LISTING OBLIGATIONS AND DISCLOSURE REQUIREMENTS) REGULATIONS, 2015															
CONSOLIDATED						Sr. No.		PARTICULARS		STANDALONE					
Quarter ended			Half Year ended		Year ended					Quarter ended			Half Year ended		Year ended
30-Sep-25 (Unaudited)	30-Jun-25 (Unaudited)	30-Sep-24 (Unaudited)	30-Sep-25 (Unaudited)	30-Sep-24 (Unaudited)	31-Mar-25 (Audited)					30-Sep-25 (Unaudited)	30-Jun-25 (Unaudited)	30-Sep-24 (Unaudited)	30-Sep-25 (Unaudited)	30-Sep-24 (Unaudited)	31-Mar-25 (Audited)
1.46	1.46	1.46	1.46	1.46	1.46	1	Capital redemption reserve (₹ in crores)		1.46	1.46	1.46	1.46	1.46	1.46	
12,163.66	12,033.79	12,170.29	12,163.66	12,170.29	12,003.92	2	Net worth (₹ in crores)		8,058.76	8,211.49	8,787.32	8,058.76	8,787.32	8,365.69	
459.34	452.45	491.31	911.79	942.00	1,852.30	3	Net profit after tax (₹ in crores)		356.25	354.69	392.54	710.94	760.37	1,350.52	
						4	Earnings per share (of ₹ 1 each) (Not Annualised)								
4.49	4.42	4.80	8.91	9.21	18.11	a)	Basic (₹)		3.48	3.47	3.84	6.95	7.43	13.20	
4.49	4.42	4.80	8.91	9.20	18.11	b)	Diluted (₹)		3.48	3.47	3.84	6.95	7.43	13.20	
0.32	0.32	0.31	0.32	0.31	0.32	5	Debt-Equity ratio (Non-Current Borrowings + Current Borrowings) / (Total Equity)		0.31	0.30	0.28	0.31	0.28	0.31	
-	-	-	-	-	-	6	Long term debt to working capital (Non current borrowings / Net working capital)		-	-	-	-	-	-	
0.20	0.19	0.20	0.20	0.20	0.20	7	Total Debts to total assets ratio (Short term debt + Long term debt) / Total assets		0.19	0.19	0.19	0.19	0.19	0.19	
6.57	5.76	6.83	6.74	6.77	6.83	8	Debt service coverage ratio (PAT + Finance Cost + Depreciation and Amortization expense + (Profit)/ Loss on sale of fixed assets) / (Finance Cost + Repayment of long term borrowings including current maturity of long term debt + Repayment of lease liabilities)		8.33	7.35	10.14	7.81	9.78	8.06	
7.92	6.92	7.70	7.39	7.19	7.02	9	Interest service coverage ratio (PAT + Finance Cost + Depreciation and Amortization expense + (Profit)/ Loss on sale of fixed assets) / (Finance Cost)		9.74	8.35	9.99	8.99	10.14	8.70	
0.99	1.02	1.07	0.99	1.07	1.06	10	Current ratio (Current Assets / Current Liabilities)		0.64	0.86	1.03	0.64	1.03	0.97	
0%	0%	0%	0%	0%	0%	11	Bad debts to Accounts receivable ratio (in %) (Bad debts / Average trade receivable)		0%	0%	0%	0%	1%	1%	
0.89	0.90	0.93	0.89	0.93	0.90	12	Current liability ratio (Current Liabilities / Total Liabilities)		0.87	0.87	0.93	0.87	0.93	0.97	
8.42	8.04	9.17	8.22	8.75	8.52	13	Debtors Turnover ratio (in times) - (Sale of products / Average trade receivables)- Annualised		15.96	15.40	17.11	15.87	16.81	16.22	
9.01	9.64	10.24	9.34	10.07	10.62	14	Inventory turnover (in times) - (Sale of products/ Average Inventory)- Annualised		11.62	12.67	12.87	11.95	12.84	13.12	
19.3%	19.0%	20.8%	19.3%	21.3%	20.9%	15	Operating Margin in % (Profit before Depreciation, Interest, Tax, exceptional items less other income excluding foreign exchange gain / Total Sales)		22.1%	21.6%	24.3%	21.9%	24.5%	23.6%	
12.1%	12.4%	13.5%	12.2%	13.5%	13.0%	16	Net profit margin in % (Profit after tax / Net sales)		15.1%	15.4%	17.2%	15.2%	17.2%	15.3%	




Handwritten signature or initials in blue ink.



Annexure-I						
Reporting of Consolidated Segment wise Revenue, Results, Assets and Liabilities along with the Quarterly and Half Yearly results						
(₹ Crore)						
Particulars	Quarter ended			Half Year ended		Year ended
	30-Sep-25	30-Jun-25	30-Sep-24	30-Sep-25	30-Sep-24	31-Mar-25
	(Unaudited)	(Unaudited)	(Unaudited)	(Unaudited)	(Unaudited)	(Audited)
1. Segment Revenue						
a) India	2,389.25	2,329.99	2,300.65	4,719.24	4,463.58	8,910.15
b) Indonesia	480.15	448.14	513.81	928.29	978.94	1,991.15
c) Africa (including Strength of Nature)	804.66	707.40	644.56	1,512.06	1,189.13	2,651.83
d) Others	209.07	226.36	247.58	435.43	442.92	965.27
Less: Intersegment eliminations	(58.04)	(50.03)	(40.27)	(108.07)	(76.66)	(154.11)
Revenue from Operations	3,825.09	3,661.86	3,666.33	7,486.95	6,997.91	14,364.29
2. Segment results (Profit)(+)/ Loss (-) before tax, interest & exceptional items						
a) India	510.41	532.13	606.83	1,042.54	1,177.31	2,219.56
b) Indonesia	104.73	106.30	109.15	211.03	226.39	492.26
c) Africa (including Strength of Nature)	92.64	73.29	76.94	165.93	139.48	340.77
d) Others	34.53	20.20	14.63	54.73	29.25	80.30
Less: Intersegment eliminations	(11.77)	(12.19)	(12.02)	(23.96)	(24.82)	(47.71)
Total	730.54	719.73	795.53	1,450.27	1,547.61	3,085.18
Add/ (Less): Exceptional items (refer note no. 2)						
a) India	-	-	0.02	-	(0.40)	(0.56)
b) Indonesia	(0.03)	(19.54)	-	(19.57)	0.07	0.38
c) Africa (including Strength of Nature)	(21.06)	-	(4.72)	(21.06)	(22.16)	(33.55)
d) Others	(8.57)	-	(1.08)	(8.57)	(3.59)	(29.45)
Add/ (Less): Finance Cost	(75.87)	(86.49)	(83.09)	(162.36)	(170.84)	(350.11)
Total Profit Before Tax	625.01	613.70	706.66	1,238.71	1,350.69	2,671.89

	30-Sep-25	30-Jun-25	30-Sep-24	31-Mar-25
	(Unaudited)	(Unaudited)	(Unaudited)	(Audited)
3. Segment Assets				
a) India	8,678.08	8,789.07	8,671.35	9,078.87
b) Indonesia	4,565.56	4,422.59	4,172.95	4,316.31
c) Africa (including Strength of Nature)	5,577.50	5,388.86	5,070.06	5,179.35
d) Others	1,193.02	1,217.84	1,161.69	1,196.94
Less: Intersegment Eliminations	(113.25)	(111.67)	(91.79)	(99.68)
	19,900.91	19,706.69	18,984.26	19,671.79
4. Segment Liabilities				
a) India	2,255.49	2,281.48	1,644.62	2,350.55
b) Indonesia	482.22	504.13	507.77	511.60
c) Africa (including Strength of Nature)	608.27	635.01	598.90	539.15
d) Others	220.28	235.12	222.51	227.21
Less: Intersegment Eliminations	(113.25)	(111.51)	(93.75)	(100.98)
Unallocable liabilities	4,284.24	4,128.67	3,933.92	4,140.34
	7,737.25	7,672.90	6,813.97	7,667.87



GODREJ CONSUMER PRODUCTS LIMITED

Regd. Office: Godrej One, 4th Floor, Pirojshanagar, Eastern Express Highway, Vikhroli, Mumbai 400 079 www.godrejcp.com

UNAUDITED FINANCIAL RESULTS FOR THE QUARTER AND HALF YEAR ENDED SEPTEMBER 30, 2025

Notes

- 1 The above results which are published in accordance with Regulation 33 and Regulation 52(4) of the SEBI (Listing Obligations & Disclosure Requirements) Regulations, 2015 have been reviewed by the Audit Committee and approved by the Board of Directors at their meetings held on October 31, 2025. The financial results are in accordance with the Indian Accounting Standards (Ind-AS) as prescribed under Section 133 of the Companies Act, 2013, read with the relevant Rules thereunder. These results have been subjected to a limited review by the Statutory Auditors of the Company who have issued unmodified review reports thereon.
- 2 For the quarter ended September 30, 2025, exceptional items in the Consolidated Financial Results include an amount of ₹ 14.66 crore pertaining to litigation costs incurred by Strength of Nature LLC (SON) USA, wholly owned subsidiary of the Company in USA, in relation to product litigation including class action suit over its hair relaxer products, tax litigation settlement of ₹ 6.05 crore in Ghana, severance pay of ₹ 4.05 crore as part of restructuring in Argentina and Mozambique and ₹ 4.90 crore due to closure of a subsidiary in Argentina. Further the half year ended September 30, 2025 includes ₹ 19.54 crore related to litigation settlement in Indonesia.


For the year ended March 31, 2025, exceptional item in the Consolidated financial results includes an amount ₹ 50.94 crore comprising of supply chain restructuring cost on account of reorganisation actions in Chile and Africa, ₹ 12.24 crore arising from business disruption resulting from extra ordinary supply chain and manufacturing challenges in Mozambique.

For the year ended March 31, 2025, the Company has exceptional items in the Standalone Financial Results comprising of charge of partial write off in Investment in Godrej Mauritius Africa Holdings Limited of ₹ 283.9 crore post capital reduction in Mauritius and suitable regulatory approvals. The Company also took a write back of impairment provision for diminution in value of investment in Godrej Mauritius Africa Holdings Limited of ₹ 273.9 crore as this provision is no longer required. Further it includes severance pay of ₹ 1.83 Crore and other restructuring costs of ₹ 0.43 Crore.
- 3 During the Half year ended September 30, 2025, the Company has granted 67,398 grants to eligible employees under the Employees Stock Grant Scheme (ESGS) and has allotted 66,379 equity shares of face value Re. 1 each upon exercise of stock grants under ESGS.
- 4 Segment information as per Ind-AS 108, 'Operating Segments' is disclosed in Annexure-I.
- 5 The Board declared interim dividend at the rate of ₹ 5 per share (500% on the face value of ~ ₹1 each) on October 31, 2025. The record date for the same is November 7, 2025.
- 6 Ind AS 29 "Financial Reporting in Hyperinflationary Economies" has been applied to the Group's entities with a functional currency of Argentina Peso for the period ended September 30, 2025. Ind AS 21 "The Effects of Changes in Foreign Exchange Rates" has been applied to translate the financial statements of such entities for consolidation. Application of these standards resulted in a decrease in revenue from operations by ₹ 5.8 crore and decrease in profit by ₹ 20.3 crore for the period ended September 30, 2025, and increase in net non-monetary assets by ₹ 25.1 crore with corresponding increase in total Equity as of September 30, 2025.
- 7 Pursuant to approval of Board of Directors at their meeting held on October 31, 2025, the Company has entered into a definitive agreement to acquire the FMCG business under the 'Muuchstac' brand via slump sale from Triology Solutions Private Limited (TSPL), an Indian FMCG player operating primarily in male grooming category. The payment will be made as per the terms set out in the aforesaid agreement. This has no impact on the results for the period ended September 30, 2025.

Place: Mumbai
Date: October 31, 2025

By Order of the Board
For Godrej Consumer Products Limited




Nisaba Godrej
Executive Chairperson
DIN: 00591503

Limited Review Report on unaudited standalone financial results of Godrej Consumer Products Limited for the quarter ended 30 September 2025 and year to date results for the period from 1 April 2025 to 30 September 2025 pursuant to Regulation 33 and Regulation 52(4) of Securities and Exchange Board of India (Listing Obligations and Disclosure Requirements) Regulations, 2015, as amended, as prescribed in Securities and Exchange Board of India operational circular SEBI/HO/DDHS/P/CIR/2021/613 dated 10 August 2021, as amended

To the Board of Directors of Godrej Consumer Products Limited

1. We have reviewed the accompanying Statement of unaudited standalone financial results of Godrej Consumer Products Limited (hereinafter referred to as "the Company") for the quarter ended 30 September 2025 and year to date results for the period from 1 April 2025 to 30 September 2025 ("the Statement") (in which are included interim financial information from one branch in Singapore).
2. This Statement, which is the responsibility of the Company's management and approved by its Board of Directors, has been prepared in accordance with the recognition and measurement principles laid down in Indian Accounting Standard 34 "Interim Financial Reporting" ("Ind AS 34"), prescribed under Section 133 of the Companies Act, 2013, and other accounting principles generally accepted in India and in compliance with Regulation 33 and Regulation 52(4) of the Securities and Exchange Board of India (Listing Obligations and Disclosure Requirements) Regulations, 2015, as amended ("Listing Regulations"), as prescribed in Securities and Exchange Board of India operational circular SEBI/HO/DDHS/P/CIR/2021/613 dated 10 August 2021, as amended. Our responsibility is to issue a report on the Statement based on our review.
3. We conducted our review of the Statement in accordance with the Standard on Review Engagements (SRE) 2410 "Review of Interim Financial Information Performed by the Independent Auditor of the Entity", issued by the Institute of Chartered Accountants of India. A review of interim financial information consists of making inquiries, primarily of persons responsible for financial and accounting matters, and applying analytical and other review procedures. A review is substantially less in scope than an audit conducted in accordance with Standards on Auditing and consequently does not enable us to obtain assurance that we would become aware of all significant matters that might be identified in an audit. Accordingly, we do not express an audit opinion.
4. Based on our review conducted as above, nothing has come to our attention that causes us to believe that the accompanying Statement, prepared in accordance with the recognition and measurement principles laid down in the aforesaid Indian Accounting Standard and other accounting principles generally accepted in India, has not disclosed the information required to be disclosed in terms of Regulation 33 and Regulation 52(4) of the Listing Regulations, as prescribed in Securities and Exchange Board of India operational circular SEBI/HO/DDHS/P/CIR/2021/613 dated 10 August 2021, as amended, including the manner in which it is to be disclosed, or that it contains any material misstatement.



Limited Review Report (Continued)
Godrej Consumer Products Limited

5. The Statement includes the interim financial information of one branch which has not been reviewed, whose interim financial information reflect total assets of Rs. 7.90 crores as at 30 September 2025 and total revenues of Rs 0.67 crores and Rs. 3.03 crores, total net profit after tax of Rs. 0.17 crores and Rs. 0.18 crores and total comprehensive income of Rs. 0.17 crores and Rs. 0.18 crores, for the quarter ended 30 September 2025 and for the period from 1 April 2025 to 30 September 2025 respectively, and cash outflows (net) of Rs 0.01 crores for the period from 1 April 2025 to 30 September 2025 as considered in the Statement. According to the information and explanations given to us by the management, this interim financial information is not material to the Company. Our conclusion is not modified in respect of this matter.

For B S R & Co. LLP

Chartered Accountants

Firm's Registration No.:101248W/W-100022



Sadashiv Shetty

Partner

Mumbai

31 October 2025

Membership No.: 048648

UDIN:25048648MNYJP3762

Limited Review Report on unaudited consolidated financial results of Godrej Consumer Products Limited for the quarter ended 30 September 2025 and year to date results for the period from 01 April 2025 to 30 September 2025 pursuant to Regulation 33 and Regulation 52(4) of Securities and Exchange Board of India (Listing Obligations and Disclosure Requirements) Regulations, 2015, as amended, as prescribed in Securities and Exchange Board of India operational circular SEBI/HO/DDHS/P/CIR/2021/613 dated 10 August 2021, as amended

To the Board of Directors of Godrej Consumer Products Limited

1. We have reviewed the accompanying Statement of unaudited consolidated financial results of Godrej Consumer Products Limited (hereinafter referred to as "the Parent"), and its subsidiaries (the Parent and its subsidiaries together referred to as "the Group") for the quarter ended 30 September 2025 and year to date results for the period from 01 April 2025 to 30 September 2025 ("the Statement") (in which are included interim financial information from one branch in Singapore), being submitted by the Parent pursuant to the requirements of Regulation 33 and Regulation 52(4) of the Securities and Exchange Board of India (Listing Obligations and Disclosure Requirements) Regulations, 2015, as amended ("Listing Regulations"), as prescribed in Securities and Exchange Board of India operational circular SEBI/HO/DDHS/P/CIR/2021/613 dated 10 August 2021, as amended.
2. This Statement, which is the responsibility of the Parent's management and approved by the Parent's Board of Directors, has been prepared in accordance with the recognition and measurement principles laid down in Indian Accounting Standard 34 "Interim Financial Reporting" ("Ind AS 34"), prescribed under Section 133 of the Companies Act, 2013, and other accounting principles generally accepted in India and in compliance with Regulation 33 and Regulation 52(4) of the Listing Regulations, as prescribed in Securities and Exchange Board of India operational circular SEBI/HO/DDHS/P/CIR/2021/613 dated 10 August 2021, as amended. Our responsibility is to express a conclusion on the Statement based on our review.
3. We conducted our review of the Statement in accordance with the Standard on Review Engagements (SRE) 2410 "Review of Interim Financial Information Performed by the Independent Auditor of the Entity", issued by the Institute of Chartered Accountants of India. A review of interim financial information consists of making inquiries, primarily of persons responsible for financial and accounting matters, and applying analytical and other review procedures. A review is substantially less in scope than an audit conducted in accordance with Standards on Auditing and consequently does not enable us to obtain assurance that we would become aware of all significant matters that might be identified in an audit. Accordingly, we do not express an audit opinion.

We also performed procedures in accordance with the circular issued by the Securities and Exchange Board of India under Regulation 33(8) of the Listing Regulations, to the extent applicable.

4. The Statement includes the results of the entities mentioned in Annexure I to the Statement:
5. Based on our review conducted and procedures performed as stated in paragraph 3 above and based on the consideration of the review reports of the other auditors referred to in paragraph 6 below, nothing has come to our attention that causes us to believe that the accompanying Statement, prepared in accordance with the recognition and measurement principles laid down in the aforesaid Indian Accounting Standard and other accounting principles generally accepted in India, has not disclosed the information required to be disclosed in terms of Regulation 33 and Regulation 52(4) of the Listing Regulations, as prescribed in Securities and Exchange Board of India operational circular SEBI/HO/DDHS/P/CIR/2021/613 dated 10 August 2021, as amended, including the manner in which it is to be disclosed, or that it contains any material misstatement.



Limited Review Report (Continued)

Godrej Consumer Products Limited

6. We did not review the interim financial information/ financial results of 11 Subsidiaries included in the Statement, whose interim financial information/ financial results reflect total assets of Rs. 4,660.35 crores as at 30 September 2025 and total revenues of Rs. 768.11 crores and Rs. 1470.07 crores, total net profit after tax of Rs. 126.20 crores and Rs. 224.07 crores and total comprehensive income of Rs. 125.16 crores and Rs. 223.25 crores, for the quarter ended 30 September 2025 and for the period from 01 April 2025 to 30 September 2025 respectively, and cash inflows (net) of Rs 146.18 crores for the period from 01 April 2025 to 30 September 2025, before giving effect to consolidation adjustments, as considered in the Statement. These interim financial information/interim financial results have been reviewed by other auditors whose reports have been furnished to us by the Parent's management and our conclusion on the Statement, in so far as it relates to the amounts and disclosures included in respect of these subsidiaries, is based solely on the reports of the other auditors and the procedures performed by us as stated in paragraph 3 above.

Our conclusion is not modified in respect of this matter.

7. The Statement includes the interim financial information of One Branch which has not been reviewed, whose interim financial information reflect total assets of Rs. 7.90 crores as at 30 September 2025 and total revenues of Rs. 0.67 crores and Rs. 3.03 crores, total net profit after tax of Rs. 0.17 crores and Rs. 0.18 crores and total comprehensive income of Rs. 0.17 crores and Rs. 0.18 crores, for the quarter ended 30 September 2025 and for the period from 01 April 2025 to 30 September 2025 respectively, and cash outflows (net) of Rs 0.01 crores for the period from 01 April 2025 to 30 September 2025, before giving effect to consolidation adjustments, as considered in the Statement. According to the information and explanations given to us by the Parent's management, these interim financial information are not material to the Group.

The Statement also includes the interim financial information/ financial results of 3 Subsidiaries which have not been reviewed, whose interim financial information/ financial results reflect total assets of Rs. 30.97 crores as at 30 September 2025 and total revenues of Rs. 7.50 crores and Rs. 15.98 crores, total net loss after tax of Rs. 8.96 crores and Rs. 22.18 crores and total comprehensive loss of Rs. 8.96 crores and Rs. 22.18 crores, for the quarter ended 30 September and for the period from 01 April to 30 September respectively, and cash inflows (net) of Rs 0.92 crores for the period from 01 April 2025 to 30 September 2025, before giving effect to consolidation adjustments, as considered in the Statement. According to the information and explanations given to us by the Parent's management, these financial information/ financial results are not material to the Group.

Our conclusion is not modified in respect of this matter.

For B S R & Co. LLP

Chartered Accountants

Firm's Registration No.:101248W/W-100022

Sadashiv Shetty

Partner

Mumbai

31 October 2025

Membership No.: 048648

UDIN:25048648BMNYJO4505

Limited Review Report (Continued)
Godrej Consumer Products Limited

Annexure I

List of entities included in unaudited consolidated financial results.

Sr. No.	Name of component	Relationship
1	Godrej Consumer Products Limited	Parent Company
2	Godrej Netherland B.V.	Subsidiary Company
3	Godrej UK Ltd	Subsidiary Company
4	Godrej Consumer Investments Chile Spa	Subsidiary Company
5	Godrej Holdings Chile Limitada	Subsidiary Company
6	Cosmetica Nacional	Subsidiary Company
7	Godrej SON Holdings Inc.	Subsidiary Company
8	Strength of Nature LLC	Subsidiary Company
9	Old Pro International, Inc	Subsidiary Company
10	Godrej Consumer Products Holding Mauritius Limited	Subsidiary Company
11	Godrej Global Mideast FZE	Subsidiary Company
12	Godrej Indonesia IP Holdings Ltd	Subsidiary Company
13	Godrej Mid East Holding Limited (under voluntary liquidation)	Subsidiary Company
14	Godrej CP Malaysia SDN. BHD.	Subsidiary Company
15	Godrej Consumer Products Dutch Cooperatief UA	Subsidiary Company
16	Godrej Consumer Products Netherlands B.V.	Subsidiary Company
17	Godrej Consumer Holdings (Netherlands) B.V.	Subsidiary Company
18	PT Indomas Susemi Jaya	Subsidiary Company
19	PT Godrej Distribution Indonesia	Subsidiary Company



Limited Review Report (Continued)

Godrej Consumer Products Limited

20	PT. Godrej Consumer Products Indonesia (erstwhile known as PT Megasari Makmur)	Subsidiary Company
21	PT. Godrej Business Service Indonesia (erstwhile known as PT Ekamas Sarijaya)	Subsidiary Company
22	PT Sarico Indah	Subsidiary Company
23	Laboratoria Cuenca	Subsidiary Company
24	Deciral S.A.	Subsidiary Company
25	Issue Group Brazil Limited	Subsidiary Company
26	Panamar Producciones SA (dissolved w.e.f. 01 August 2025)	Subsidiary Company
27	Godrej Household Products Bangladesh Pvt. Ltd.	Subsidiary Company
28	Godrej Household Products Lanka Pvt. Ltd.	Subsidiary Company
29	Godrej Consumer Products Bangladesh Limited	Subsidiary Company
30	Godrej Mauritius Africa Holdings Limited	Subsidiary Company
31	Godrej Consumer Products International FZCO	Subsidiary Company
32	Godrej Africa Holdings Limited	Subsidiary Company
33	Godrej Nigeria Limited (Formely known as Lorna Nigeria Limited)	Subsidiary Company
34	Weave Ghana	Subsidiary Company
35	Weave Trading Mauritius Pvt. Ltd.	Subsidiary Company
36	Hair Trading Offshore S.A.L.	Subsidiary Company
37	Godrej West Africa Holdings Limited	Subsidiary Company
38	Subinite Pty Ltd	Subsidiary Company
39	Weave Mozambique Limitada	Subsidiary Company



Limited Review Report (Continued)

Godrej Consumer Products Limited

40	Style Industries Limited	Subsidiary Company
41	Canon Chemicals Limited	Subsidiary Company
42	Godrej Tanzania Holdings Limited	Subsidiary Company
43	Hair Credentials Zambia Limited	Subsidiary Company
44	Belaza Mozambique LDA	Subsidiary Company
45	Godrej Pet Care Limited (formerly known as Godrej Consumer Care Limited)	Indian Subsidiary Company
46	Godrej Consumer Supplier Limited	Indian Subsidiary Company
47	Godrej Consumer Products Limited Employees' Stock Option Trust	Controlled Entity
48	Consell SA (dissolved w.e.f. 26 May 2025)	Subsidiary Company
49	Godrej Peru SAC (dissolved w.e.f 12 July 2024)	Subsidiary Company
50	Weave IP Holdings Mauritius Pvt. Ltd. (Merged with Godrej Mauritius Africa Holdings Limited w.e.f 15 June 2024 and under liquidation)	Subsidiary Company
51	Godrej Nigeria Limited (Merged with Lorna Nigeria Limited w.e.f 01 October 2024)	Subsidiary Company
52	Frika Weave Pty Ltd (Merged with Subinite Pty Ltd w.e.f 03 June 2024 and under liquidation)	Subsidiary Company
53	Kinky Group Proprietary Limited (Merged with Subinite Pty Ltd w.e.f 03 June 2024 and under liquidation)	Subsidiary Company
54	Godrej South Africa Proprietary Limited (Merged with Subinite Pty Ltd w.e.f 03 June 2024 and under liquidation)	Subsidiary Company

