

Voltamp Transformers Limited

Ref: VTL/SEC/NSE-BSE/AGM. 2023
12th July, 2023

To,
NATIONAL STOCK EXCHANGE OF INDIA LTD
Listing Department "Exchange Plaza,"
Bandra –Kurla Complex,
Bandra (E),
Mumbai 400 051

To,
BSE LIMITED
Department of Corporate Services,
Floor 1, Rotunda Building,
P J Towers, Dalal Street,
Mumbai 400 001

Scrip Code: VOLTAMP EQ

Scrip Code: 532757

Subject: Notice of 56th Annual General Meeting (AGM) And Annual Report for the F.Y. 2022-23

In compliance with the SEBI (Listing Obligations and Disclosure Requirements) Regulations, 2015, please find enclosed Notice of the 56th AGM and Annual Report for the F.Y. 2022- 23. The same will be made available on the Company's website, at <http://www.voltamptransformers.com/index.php/dashboard/annualreports>

The schedule of AGM is set out below:

| Event | Date | Time |
|---|--|-------------|
| Relevant date / cut-off date to vote on AGM resolutions | 31 st July 2023 | NA |
| Closure of register of members and share transfer books | 1 th August 2023 to 7 th August 2023 | NA |
| Commencement of E-voting | 4 th August 2023 | 09:00 AM |
| End of E-voting | 6 th August 2023 | 05:00 PM |
| AGM | 7 th August 2023 | 10:00 AM |
| Mode | Video conference and other audio-visual means | |

This is for your information and record.

Thanking you,

Yours faithfully,

For Voltamp Transformers Ltd.

Sanket Rathod
Company Secretary & Compliance Officer
Encl. As above

Regd. Office & Works: Makarpura, Vaddara-3900 14, Gujarat, India **Phone :** + 91 265 6 141403-480, 3041403-480, +91 8 128675078 , 8128675080
Fax : + 91 - 265 6141499 , 304 1499 **Email :** voltamp@voltamptransformers.com **Web :** www.voltamptransformers.com **CIN :** L31100GJ1967PLC001437

Branches:

Ahmedabad / Bangalore / Bhubaneshwar / Chandigarh / Chennai / Coimbatore / Guwahati / Jaipur / Jamshedpur / Kolkata / Mumbai / Nagpur / New Delhi / Pune / Secunderabad




Voltamp Transformers Limited

Annual Report 2022-23



Loading/ Unloading vehicles for Mid Day Meal distribution



Glimpse of children – MDM feeding



VOLTAMP TRANSFORMERS LIMITED

BOARD OF DIRECTORS

Shri Kanubhai S. Patel
Shri Kunjalbhai L. Patel
Shri Hemant P. Shaparia
Smt. Taral K. Patel
Shri Jabal C. Lashkari
Ms. Visha S. Suchde
Smt. Paulomi J. Lashkari
Shri. Rajendra C. Patel

Chairman & Managing Director
Vice Chairman & Managing Director
Independent Director
Non-Executive Director
Independent Director (w.e.f 20th June, 2022)
Independent Woman Director (w.e.f 20th June, 2022)
Independent Woman Director (up to 2nd June, 2022)
Independent Director (up to 27th July, 2022)

BANKERS:

ICICI BANK LTD.

Jay House, 2nd Floor,
Plot No. 42, Haribhakti Society,
Nr. Bird Circle, Old Padra Road,
Vadodara – 390007, Gujarat.

CHIEF FINANCIAL OFFICER :

Shri Shailesh Prajapati (w.e.f. 25th May, 2022)

COMPANY SECRETARY & COMPLIANCE OFFICER :

Shri Sanket Rathod

STATUTORY AUDITORS:

M/s. CNK & Associates LLP.

Chartered Accountants
The Nirat, 3rd Floor, 18, Windward Business Park,
Behind Emerald One Complex, In the Lane of Dr. Prasant Buch,
Jetalpur Road, Vadodara - 390007

REGISTERED OFFICE & WORKS - I:

Makarpura, Vadodara – 390 014, Gujarat.

Phone : +91 265 2642011 / 2642012 / 3041480

Fax : +91 265 2646774 / 3041499

WORKS - II:

Village Vadadala, Jarod-Samlaya Road,
Tehsil Savli, Dist. Vadodara 391 520

Phone: +91 81286 75081 / 82, 8511187262

Fax : +91 2667 - 251250

E-mail : voltamp@voltamptransformers.com

Website : www.voltamptransformers.com

CIN : L31100GJ1967PLC001437

REGISTRAR & SHARE TRANSFER AGENT:

LINK INTIME INDIA PVT. LTD.

B- 102 & 103, Shangrila Complex,

Near Radhakrishna Char Rasta,

Vadodara – 390020, Gujarat.

Phone No. 0265-2356573 - 2356794

INDEX

| | Page No. |
|---|----------|
| Notice..... | 2 |
| Directors' Report..... | 11 |
| Corporate Governance Report..... | 18 |
| Auditors' Certificate on Corporate Governance..... | 33 |
| Management Discussion and Analysis Report..... | 34 |
| Secretarial Audit Report..... | 38 |
| Nomination and Remuneration Policy..... | 41 |
| Annual Report on Corporate Social Responsibility..... | 42 |
| Business Responsibility & Sustainability Report..... | 45 |
| Independent Auditors' Report..... | 58 |
| Balance Sheet..... | 68 |
| Statement of Profit and Loss..... | 69 |
| Statement of Changes in Equity..... | 70 |
| Cash Flow Statement..... | 71 |
| Notes to the Financial Statements..... | 72 |

NOTICE OF ANNUAL GENERAL MEETING

Notice is hereby given to the Members of VOLTAMP TRANSFORMERS LIMITED, that the 56th Annual General Meeting (“AGM”) of the Members of the Company will be held on Monday, 7th August, 2023 at 10:00 a.m. through video conference / other audio visual means (“VC/OAVM”), to transact the following business. The venue of the meeting shall be deemed to be the Registered office of the Company situated at Makarpura, Vadodara – 390 014.

ORDINARY BUSINESS:

- 1) To consider and adopt the Audited Financial Statement for the Financial Year ended 31st March, 2023, together with the Directors’ and the Auditors’ Reports thereon.
- 2) To declare a final dividend of ₹ 60 per equity share for the year ended 31st March, 2023.
- 3) To appoint a Director in place of Shri Kanubhai S. Patel (DIN 0008395), who retires by rotation and being eligible offers himself for re-appointment.

SPECIAL BUSINESS:

- 4) To approve remuneration of the Cost Auditors for the financial year 2023-24 and in this regard to consider and if thought fit, to pass, the following resolution as an **Ordinary Resolution**:

“**RESOLVED THAT** pursuant to the provisions of Section 148 and all other applicable provisions, if any, of the Companies Act, 2013 and the Companies (Audit and Auditors) Rules, 2014 (including any statutory modification(s) or re-enactment thereof, for the time being in force), M/s. Y. S. Thakar & Co., Cost Accountants, who has been appointed as the Cost Auditors by the Board of Directors of the Company, to conduct the audit of the cost records of the Company for the financial year 2023-24, be paid the remuneration of ₹ 75,000/- (Rupees Seventy Five Thousand Only) per annum plus applicable taxes / levies and reimbursement of actual out of pocket expenses that may be incurred during the course of audit.

RESOLVED FURTHER THAT the Board of Directors be and is hereby authorized to take such steps and do such acts, deeds and things as may be necessary or desirable to give effects to this Resolution or incidental thereto.”

Regd. Office:

Makarpura, Vadodara
Gujarat – 390 014.

Date : 25th May, 2023

CIN : L31100GJ1967PLC001437

e-mail : vnm_ipo@voltamptransformers.com

By order of the Board of Directors

Sanket Rathod
Company Secretary

NOTES:

- 1) AN EXPLANATORY STATEMENT PURSUANT TO SECTION 102(1) OF THE COMPANIES ACT, 2013, RELATING TO THE SPECIAL BUSINESS TO BE TRANSACTED AT THE MEETING IS ANNEXED HERETO.
- 2) The Ministry of Corporate Affairs ('MCA'), inter-alia, vide its General Circular Nos. 14/2020 dated 8th April, 2020 and 17/2020 dated 13th April, 2020, followed by General Circular Nos. 20/2020 dated 5th May, 2020, and subsequent circulars issued in this regard, the latest being 10/2022 dated 28th December, 2022 (collectively referred to as 'MCA Circulars') has permitted the holding of the AGM through Video Conferencing ('VC') or through Other Audio-Visual Means ('OAVM'), without the physical presence of the Members at a common venue.

Further, Securities and Exchange Board of India ('SEBI'), vide its Circulars dated 12th May, 2020, 15th January, 2021, 13th May, 2022 and 5th January, 2023 ('SEBI Circulars') and other applicable circulars issued in this regard, have provided relaxations from compliance with certain provisions of the SEBI Listing Regulations.

National Securities Depositories Limited ('NSDL') will be providing facility for remote e-voting participation in the AGM through VC/OAVM and e-voting during the AGM.

- 3) A member entitled to attend and vote at the Annual General Meeting is entitled to appoint a proxy to attend and vote instead of himself and a proxy need not be a member of the Company. Since this AGM is being held through VC/OAVM, in terms of the MCA Circulars and SEBI Circulars, the facility for appointment of proxies by the Members will not be available for this AGM. Hence, proxy form and attendance slip including route map are not annexed to this notice.
- 4) The attendance of the Members attending the AGM through VC/OAVM will be counted for the purpose of reckoning the quorum under Section 103 of the Companies Act, 2013.
- 5) Register of Members and Share Transfer Books will remain closed from Tuesday, 01st August, 2023 to Monday, 7th August, 2023 (Both days inclusive).
- 6) Pursuant to the provisions of Section 108 of the Companies Act, 2013 read with Rule 20 of the Companies (Management and Administration) Rules, 2014 (as amended) and Regulation 44 of SEBI (Listing Obligations & Disclosure Requirements) Regulations 2015 (as amended), and the Circulars issued by the Ministry of Corporate Affairs the Company is providing facility of remote e-Voting to its Members in respect of the business to be transacted at the AGM. For this purpose, the Company has entered into an agreement with National Securities Depository Limited (NSDL) for facilitating voting through electronic means, as the authorized agency. The facility of casting votes by a member using remote e-Voting system as well as venue voting on the date of the AGM will be provided by NSDL.
- 7) In line with the aforesaid Ministry of Corporate Affairs (MCA) Circulars the Notice of AGM along with Annual Report for 2022-23 is being sent only through electronic mode to those members whose email addresses are registered with the Company or their respective Depository Participants. Members may also note that the Notice of the 56th AGM and the Annual Report 2022-23 will also be available on the website of the Company at <http://www.voltamptransformers.com>., websites of the Stock Exchanges i.e. BSE Limited and National Stock Exchange of India Limited at www.bseindia.com and www.nseindia.com respectively and on the website of NSDL (agency for providing the Remote e-Voting facility) i.e. www.evoting.nsdl.com. Investors are requested to register their e-mail address with Link Intime India Pvt. Ltd., if shares are held in physical mode or with their DP, if the shares are held in electronic mode.
- 8) The remote e-voting period begins on Friday, 4th August, 2023 at (9:00 A.M. IST) and ends on Sunday, 6th August, 2023 at (5:00 P.M. IST) The remote e-voting module shall be disabled by NSDL for voting thereafter. The Members, whose names appear in the Register of Members / Beneficial Owners as on the record date (cut-off date) i.e. Monday, 31st July, 2023, may cast their vote electronically. The voting right of shareholders shall be in proportion to their share in the paid-up equity share capital of the Company as on the cut-off date, being Monday, 31st July, 2023.

THE INSTRUCTIONS FOR MEMBERS FOR REMOTE E-VOTING AND JOINING GENERAL MEETING ARE AS UNDER:-**How do I vote electronically using NSDL e-Voting system?**

The way to vote electronically on NSDL e-Voting system consists of “Two Steps” which are mentioned below:

Step 1: Access to NSDL e-Voting system:**A) Login method for e-Voting and joining virtual meeting for Individual shareholders holding securities in demat mode:**

In terms of SEBI circular dated December 9, 2020 on e-Voting facility provided by Listed Companies, Individual shareholders holding securities in demat mode are allowed to vote through their demat account maintained with Depositories and Depository Participants. Shareholders are advised to update their mobile number and email Id in their demat accounts in order to access e-Voting facility.

Login method for Individual shareholders holding securities in demat mode is given below:

| Type of shareholders | Login Method |
|---|---|
| Individual Shareholders holding securities in demat mode with NSDL. | <ol style="list-style-type: none"> <li data-bbox="519 602 1492 947">1. If you are already registered for NSDL IDeAS facility, please visit the e-Services website of NSDL. Open web browser by typing the following URL: https://eservices.nsd.com/ either on a Personal Computer or on a mobile. Once the home page of e-Services is launched, click on the “Beneficial Owner” icon under “Login” which is available under “IDeAS” section. A new screen will open. You will have to enter your User ID and Password. After successful authentication, you will be able to see e-Voting services. Click on “Access to e-Voting” under e-Voting services and you will be able to see e-Voting page. Click on options available against Company name or e-Voting service provider - NSDL and you will be re-directed to NSDL e-Voting website for casting your vote during the remote e-Voting period or joining virtual meeting & voting during the meeting. <li data-bbox="519 957 1492 1052">2. If the user is not registered for IDeAS e-Services, option to register is available at https://eservices.nsd.com. Select “Register Online for IDeAS” Portal or click at https://eservices.nsd.com/SecureWeb/IdeasDirectReg.jsp <li data-bbox="519 1062 1492 1404">3. Visit the e-Voting website of NSDL. Open web browser by typing the following URL: https://www.evoting.nsd.com/ either on a Personal Computer or on a mobile. Once the home page of e-Voting system is launched, click on the icon “Login” which is available under ‘Shareholder/Member’ section. A new screen will open. You will have to enter your User ID (i.e. your sixteen digit demat account number held with NSDL), Password/OTP and a Verification Code as shown on the screen. After successful authentication, you will be redirected to NSDL Depository site wherein you can see e-Voting page. Click on options available against Company name or e-Voting service provider - NSDL and you will be redirected to e-Voting website of NSDL for casting your vote during the remote e-Voting period or joining virtual meeting & voting during the meeting. |
| Individual Shareholders holding securities in demat mode with CDSL | <ol style="list-style-type: none"> <li data-bbox="519 1428 1492 1581">1. Users who have opted for CDSL Easi / Easiest facility, can login through their existing user id and password. Option will be made available to reach e-Voting page without any further authentication. The users to login Easi /Easiest are requested to visit CDSL website www.cdslindia.com and click on login icon & New System Myeasi Tab and then user your existing my easi username & password. <li data-bbox="519 1591 1492 1808">2. After successful login the Easi / Easiest user will be able to see the e-Voting option for eligible companies where the evoting is in progress as per the information provided by company. On clicking the evoting option, the user will be able to see e-Voting page of the e-Voting service provider for casting your vote during the remote e-Voting period or joining virtual meeting & voting during the meeting. Additionally, there is also links provided to access the system of alle-Voting Service Providers, so that the user can visit the e-Voting service providers’ website directly. <li data-bbox="519 1818 1492 1908">3. If the user is not registered for Easi/Easiest, option to register is available at CDSL website www.cdslindia.com and click on login & New System Myeasi Tab and then click on registration option. |

| | |
|--|--|
| | 4. Alternatively, the user can directly access e-Voting page by providing demat Account Number and PAN No. from a link in www.cdslindia.com home page. The system will authenticate the user by sending OTP on registered Mobile & Email as recorded in the demat Account. After successful authentication, user will be provided links for the respective ESP i.e. NSDL where the e-Voting is in progress. |
| Individual Shareholders (holding securities in demat mode) login through their depository participants | You can also login using the login credentials of your demat account through your Depository Participant registered with NSDL/CDSL for e-Voting facility. Once login, you will be able to see e-Voting option. Once you click on e-Voting option, you will be redirected to NSDL/CDSL Depository site after successful authentication, wherein you can see e-Voting feature. Click on options available against Company name or e-Voting service provider-NSDL and you will be redirected to e-Voting website of NSDL for casting your vote during the remote e-Voting period or joining virtual meeting & voting during the meeting. |

Important note: Members who are unable to retrieve User ID/ Password are advised to use Forget User ID and Forget Password option available at above mentioned website.

Helpdesk for Individual Shareholders holding securities in demat mode for any technical issues related to login through Depository i.e. NSDL and CDSL.

| Login type | Helpdesk details |
|--|---|
| Individual Shareholders holding securities in demat mode with NSDL | Members facing any technical issue in login can contact NSDL helpdesk by sending a request at evoting@nsdl.co.in or call at 022-48867000 and 022-24997000 |
| Individual Shareholders holding securities in demat mode with CDSL | Members facing any technical issue in login can contact CDSL helpdesk by sending a request at helpdesk.evoting@cdslindia.com or contact at 1800225533 |

B) Login Method for e-voting and joining virtual meeting for shareholders other than Individual shareholders holding securities in demat mode and shareholders holding securities in physical mode.

How to Log-in to NSDL e-Voting website?

1. Visit the e-Voting website of NSDL. Open web browser by typing the following URL: <https://www.evoting.nsdl.com/> either on a Personal Computer or on a mobile.
2. Once the home page of e-Voting system is launched, click on the icon “Login” which is available under ‘Shareholder/ Member’ section.
3. A new screen will open. You will have to enter your User ID, your Password/OTP and a Verification Code as shown on the screen.

Alternatively, if you are registered for NSDL eservices i.e. IDEAS, you can log-in at <https://eservices.nsdl.com/> with your existing IDEAS login. Once you log-in to NSDL eservices after using your log-in credentials, click on e-Voting and you can proceed to Step 2 i.e. Cast your vote electronically.

4. Your User ID details are given below :

| Manner of holding shares i.e. Demat (NSDL or CDSL) or Physical | Your User ID is: |
|--|---|
| a) For Members who hold shares in demat account with NSDL. | 8 Character DP ID followed by 8 Digit Client ID For example if your DP ID is IN300*** and Client ID is 12***** then your user ID is IN300***12*****. |
| b) For Members who hold shares in demat account with CDSL. | 16 Digit Beneficiary ID For example if your Beneficiary ID is 12***** then your user ID is 12***** |
| c) For Members holding shares in Physical Form. | EVEN Number followed by Folio Number registered with the Company For example if folio number is 001*** and EVEN is 124537 then user ID is 101456001*** |

5. Password details for shareholders other than Individual shareholders are given below:
 - a) If you are already registered for e-Voting, then you can use your existing password to login and cast your vote.
 - b) If you are using NSDL e-Voting system for the first time, you will need to retrieve the 'initial password' which was communicated to you. Once you retrieve your 'initial password', you need to enter the 'initial password' and the system will force you to change your password.
 - c) How to retrieve your 'initial password'?
 - (i) If your email ID is registered in your demat account or with the Company, your 'initial password' is communicated to you on your email ID. Trace the email sent to you from NSDL from your mailbox. Open the email and open the attachment i.e. a .pdf file. Open the .pdf file. The password to open the .pdf file is your 8 digit client ID for NSDL account, last 8 digits of client ID for CDSL account or folio number for shares held in physical form. The .pdf file contains your 'User ID' and your 'initial password'.
 - (ii) If your email ID is not registered, please follow steps mentioned below in **process for those shareholders whose email ids are not registered**
6. If you are unable to retrieve or have not received the "Initial password" or have forgotten your password:
 - a) Click on "**Forgot User Details/Password?**" (If you are holding shares in your demat account with NSDL or CDSL) option available on www.evoting.nSDL.com.
 - b) **Physical User Reset Password?**" (If you are holding shares in physical mode) option available on www.evoting.nSDL.com.
 - c) If you are still unable to get the password by aforesaid two options, you can send a request at evoting@nsdl.co.in mentioning your demat account number/folio number, your PAN, your name and your registered address etc.
 - d) Members can also use the OTP (One Time Password) based login for casting the votes on the e-Voting system of NSDL.
7. After entering your password, tick on Agree to "Terms and Conditions" by selecting on the check box.
8. Now, you will have to click on "Login" button.
9. After you click on the "Login" button, Home page of e-Voting will open.

Step 2: Cast your vote electronically and join General Meeting on NSDL e-Voting system.

How to cast your vote electronically and join General Meeting on NSDL e-Voting system?

1. After successful login at Step 1, you will be able to see all the companies "EVEN" in which you are holding shares and whose voting cycle and General Meeting is in active status.
2. Select "EVEN" of Company for which you wish to cast your vote during the remote e-Voting period and casting your vote during the General Meeting. For joining virtual meeting, you need to click on "VC/OAVM" link placed under "Join General Meeting".
3. Now you are ready for e-Voting as the Voting page opens.
4. Cast your vote by selecting appropriate options i.e. assent or dissent, verify/modify the number of shares for which you wish to cast your vote and click on "Submit" and also "Confirm" when prompted.
5. Upon confirmation, the message "Vote cast successfully" will be displayed.
6. You can also take the printout of the votes cast by you by clicking on the print option on the confirmation page.
7. Once you confirm your vote on the resolution, you will not be allowed to modify your vote.

General Guidelines for shareholders:

1. Institutional shareholders (i.e. other than individuals, HUF, NRI etc.) are required to send scanned copy (PDF/JPG Format) of the relevant Board Resolution/ Authority letter etc. with attested specimen signature of the duly authorized signatory(ies) who are authorized to vote, to the Scrutinizer by e-mail to vbhatt2004@yahoo.co.in with a copy marked to evoting@nsdl.co.in. Institutional Shareholders (i.e. other than Individual, HUF, NRI, etc.) can also upload their Board Resolution / Power of Attorney, Authority letter etc. by clicking an "Upload Board Resolution / Authority Letter" displayed under "e-voting" tab in their login.

2. It is strongly recommended not to share your password with any other person and take utmost care to keep your password confidential. Login to the e-voting website will be disabled upon five unsuccessful attempts to key in the correct password. In such an event, you will need to go through the “Forgot User Details/Password?” or “Physical User Reset Password?” option available on www.evoting.nsdl.com to reset the password.
3. In case of any queries, you may refer the Frequently Asked Questions (FAQs) for Shareholders and e-voting user manual for Shareholders available at the download section of www.evoting.nsdl.com or call on toll free no.: 1800 1020 990 and 1800 22 44 30 or send a request to (Name of NSDL Official) at evoting@nsdl.co.in.

Process for those shareholders whose email ids are not registered with the depositories for procuring user id and password and registration of e mail ids for e-voting for the resolutions set out in this notice:

1. In case shares are held in physical mode please provide Folio No., Name of shareholder, scanned copy of the share certificate (front and back), PAN (self attested scanned copy of PAN card), AADHAR (self attested scanned copy of Aadhar Card) by email to vnm_ipo@voltamptransformers.com.
2. In case shares are held in demat mode, please provide DPID-CLID (16 digit DPID + CLID or 16 digit beneficiary ID), Name, client master or copy of Consolidated Account statement, PAN (self attested scanned copy of PAN card), AADHAR (self attested scanned copy of Aadhar Card) to vnm_ipo@voltamptransformers.com. If you are an Individual shareholders holding securities in demat mode, you are requested to refer to the login method explained at **step 1 (A)** i.e. **Login method for e-Voting and joining virtual meeting for Individual shareholders holding securities in demat mode**.
3. Alternatively shareholder/members may send a request to evoting@nsdl.co.in for procuring user id and password for e-voting by providing above mentioned documents.
4. In terms of SEBI circular dated December 9, 2020 on e-Voting facility provided by Listed Companies, Individual shareholders holding securities in demat mode are allowed to vote through their demat account maintained with Depositories and Depository Participants. Shareholders are required to update their mobile number and email ID correctly in their demat account in order to access e-Voting facility.

THE INSTRUCTIONS FOR MEMBERS FOR e-VOTING ON THE DAY OF THE AGM ARE AS UNDER:-

1. The procedure for e-Voting on the day of the AGM is same as the instructions mentioned above for remote e-voting.
2. Only those Members/ shareholders, who will be present in the AGM through VC/OAVM facility and have not casted their vote on the Resolutions through remote e-Voting and are otherwise not barred from doing so, shall be eligible to vote through e-Voting system in the AGM.
3. Members who have voted through Remote e-Voting will be eligible to attend the AGM. However, they will not be eligible to vote at the AGM.
4. The details of the person who may be contacted for any grievances connected with the facility for e-Voting on the day of the AGM shall be the same person mentioned for Remote e-voting.

INSTRUCTIONS FOR MEMBERS FOR ATTENDING THE AGM THROUGH VC/OAVM ARE AS UNDER:

1. Member will be provided with a facility to attend the AGM through VC/OAVM through the NSDL e-Voting system. Members may access by following the steps mentioned above for **Access to NSDL e-Voting system**. After successful login, you can see link of “VC/OAVM link” placed under “**Join General meeting**” menu against Company name. You are requested to click on VC/OAVM link placed under Join General Meeting menu. The link for VC/OAVM will be available in Shareholder/Member login where the EVEN of Company will be displayed. Please note that the members who do not have the User ID and Password for e-Voting or have forgotten the User ID and Password may retrieve the same by following the remote e-Voting instructions mentioned in the notice to avoid last minute rush.
2. Members are encouraged to join the Meeting through Laptops for better experience.
3. Further Members will be required to allow Camera and use Internet with a good speed to avoid any disturbance during the meeting.
4. Please note that Participants Connecting from Mobile Devices or Tablets or through Laptop connecting via Mobile Hotspot may experience Audio/Video loss due to Fluctuation in their respective network. It is therefore recommended to use Stable Wi-Fi or LAN Connection to mitigate any kind of aforesaid glitches.

PROCEDURE TO RAISE QUESTIONS / SEEK CLARIFICATIONS WITH RESPECT TO ANNUAL REPORT:

1. As the AGM is being conducted through VC / OAVM, members are encouraged to express their views / send their queries in advance mentioning their name, DP Id and Client Id/Folio No., e-mail id, mobile number at vnm_ipo@voltamptransformers.com to enable smooth conduct of proceedings at the AGM. Questions / Queries received by the Company on or before Friday, 4th August 2023 on the afore mentioned e-mail id shall only be considered and responded to during the AGM.
2. The Company reserves the right to restrict the number of questions and number of speakers, as appropriate, to ensure the smooth conduct of the AGM.

GENERAL INFORMATION FOR SHAREHOLDERS

1. The voting right shall be as per the number of equity shares held by the member(s) as on Monday, 31st July, 2023, being the cut-off date. Members are eligible to cast vote electronically only if they are holding shares as on that date.
2. Mr. Vijay Bhatt of M/s. Vijay Bhatt & Co., Company Secretaries, (Membership No. FCS: 4900) (Address 409-410 Vihav Supremus, Nr. Iscon Heights, Gotri Road, Vadodara - 390 021) has been appointed as the Scrutinizer for providing facility to the members of the Company to scrutinize the voting and remote e-voting process in a fair and transparent manner.
3. The results of the electronic voting shall be declared to the Stock Exchanges after the conclusion of AGM. The results along with the Scrutinizer's Report, shall also be placed on the website of the Company at www.voltamptransformers.com.
4. Any person, who acquires shares of the Company and become member of the Company after dispatch of the notice and holding shares as of the cut-off date i.e. 31st July, 2023, may obtain the login ID and password by sending a request at evoting@nsdl.co.in or RTA. However, if you are already registered with NSDL for remote e-voting then you can use your existing user ID and password for casting your vote. If you forgot your password, you can reset your password by using "Forgot User Details/Password" option available on www.evoting.nsdl.com or contact NSDL at the following toll free no.: 1800-222-990.
5. Subject to the approval of the Members at the AGM, the dividend will be paid with in 30 days from the conclusion of the AGM, to the members whose names appear on the Company's register of members as on Record date, and in respect of the shares held in dematerialized mode, to the members whose names are furnished by National Securities Depository Limited and Central Depository Services (India) Limited as beneficial owner as on that date.

Payment of dividend shall be made through electronic mode to the Members who have updated their bank account details. Dividend warrants / demand drafts will be dispatched to the registered address of the members who have not updated their bank details. Members are requested to register / update their complete bank details with their Depository Participant(s) with whom they maintain their demat accounts, if shares are held in dematerialized mode by submitting the forms and documents as required by the Depository Participants. With the Company / Linkintime India Pvt. Ltd., if shares are held in physical mode by submitting scanned copy of signed request letter which shall contain Member's name, folio number, bank details (Bank account number, Bank and Branch name and address, IFSC MICR details), self attested copy of PAN card and cancelled cheque leaf.

6. Pursuant to the Finance Act, 2020, dividend income will be taxable in the hands of the Members w.e.f. 1st April, 2020 and the Company is required to deduct tax at source ("TDS") from dividend paid to the members at prescribed rates in the Income Tax Act, 1961. In general, to enable compliance with TDS requirements, Members are requested to complete and / or update their Residential Status, Permanent Account Number ("PAN") category as per the IT Act with their Depository Participants ('DPs') or in case shares are held in physical form, with the Company by sending documents by 27th July, 2023.
7. In terms of the provisions of Section 124 of the Companies Act, 2013, the amount of dividend not encashed or claimed within 7 (seven) years from the date of its transfer to the unpaid dividend account, will be transferred to the Investor Education and Protection Fund (IEPF) established by the Government. Accordingly, the unclaimed dividend in respect of financial year 2015-16 is due for transfer to the IEPF by September 2023.
8. Pursuant to section 124(6) of the Companies Act, 2013, as amended and Investor Education and Protection Fund Authority (Accounting, Audit, Transfer and Refund) Rules, 2016, (the IEPF Rules, 2016) all shares in respect of which dividend has not been paid or claimed for seven consecutive years or more will become due for transfer to the IEPF Demat account. Shareholders may note that both the unclaimed dividend/debenture interest amount transferred to IEPF and the shares transferred to the Demat Account of the IEPF Authority including all benefits accruing on such shares, if any, can be

claimed back by them from the IEPF Authority by making an online application in Form IEPF-5 (available on www.iepf.gov.in) along with the fee prescribed to the IEPF authority with a copy to the Company.

9. All the documents referred to in the accompanying Notice and Explanatory Statements, shall be available for inspection through electronic mode, basis on the request being sent on vnm_ipo@voltamptransformers.com till the date of AGM.
10. Pursuant to the requirements of the SEBI (Listing Obligations and Disclosure Requirements) Regulations, 2015 on Corporate Governance, the information about the Directors proposed to be appointed/ re-appointed at the Annual General Meeting is given in the Annexure to the Notice.
11. Members holding shares in dematerialised form may please note that, while opening a depository account with Participants they may have given their bank account details, which will be printed on their dividend warrants. However, if Members want to change/correct the bank account details, they should send the same immediately to the Depository Participant concerned. Members are also requested to give the MICR code of their bank to their Depository Participant. The Company will not entertain any direct request from Members for cancellation/change in the bank account details furnished by Depository Participants to the Company.
12. The Securities and Exchange Board of India (SEBI) has mandated the submission of Permanent Account Number (PAN) by every participant in securities market. Members holding shares in electronic form are, therefore, requested to submit the PAN to their Depository Participants with whom they are maintaining their Demat accounts. Members holding shares in physical form can submit their PAN details to the Registrar and Share Transfer Agent or the Company.

STATEMENT PURSUANT TO SECTION 102(1) OF THE COMPANIES ACT, 2013 (“the Act”)

The following Statement sets out all material facts relating to the Business mentioned under item no. 4 in the accompanying Notice:

Item No. 4

The Board, on the recommendation of the Audit Committee, has approved the appointment of M/s. Y. S. Thakar & Co., Cost Accountants as the Cost Auditors and remuneration payable to them, to conduct the audit of the cost records of the Company for the financial year 2023-24. In accordance with the provisions of Section 148 of the Act read with the Companies (Audit and Auditors) Rules, 2014, the remuneration payable to the Cost Auditors has to be ratified by the shareholders of the Company.

Accordingly, consent of the members is sought for passing an Ordinary Resolution as set out at Item No. 4 of the Notice for ratification of the remuneration payable to the Cost Auditors for the financial year ending 31st March, 2024.

None of the Directors and Key Managerial Personnel of the Company or their relatives, are, in any way, concerned or interested, financially or otherwise, in this resolution.

The Board commends the Ordinary Resolution set out at Item No.4 of the Notice for approval by the shareholders.

Regd. Office:

Makarpura, Vadodara
Gujarat – 390 014.

Date : 25th May, 2023

CIN : L31100GJ1967PLC001437

e-mail : vnm_ipo@voltamptransformers.com

By order of the Board of Directors

Sanket Rathod
Company Secretary

PROFILE OF DIRECTORS RECOMMENDED FOR APPOINTMENT / REAPPOINTMENT AS REQUIRED UNDER REGULATION 36 OF SEBI (LISTING OBLIGATIONS AND DISCLOSURE REQUIREMENTS) REGULATION, 2015 AND CLAUSE 1.2.5 OF SECRETARIAL STANDARD -2 ON GENERAL MEETINGS

| | |
|--|--|
| Name of Director | Shri Kanubhai S. Patel (DIN No. 0008395) |
| Date of Birth | 03/05/1957 |
| Date of reappointment | 11/02/2020 |
| Expertise in specific functional area | Vast experience of more than 4 decades in the field of Strategic Business Management, Stakeholder Relationship, Marketing & Business Development, Finance, Accounting, Taxation and Banking, Resource Planning, Corporate Affairs and also the General Management of the Company. |
| Qualification | F.C.A., F.C.S., B.Com, |
| Brief Resume of Shri Kanubhai S. Patel | Shri Kanubhai S. Patel, Chairman and Managing Director, is associated with VOLTAMP GROUP since more than 41 years. He holds a Commerce degree from the M.S. University, Vadodara and is a fellow Member of the Institute of Chartered Accountants of India and also the Institute of Company Secretaries of India. He has also attended Global Advance Management Programme conducted by the Kellogg School of Business Chicago (USA). He has vast experience of more than 4 decades in the field of Finance, Marketing and Commercial Matters and also the General Management of the Company. He also worked for short tenures with Atul Products Ltd., Bombay Dyeing & Manufacturing Company Ltd. and Cadbury India Ltd. |
| Companies in which Directorship held | Paramount Limited Meghmani Finechem Limited |
| Listed Companies in which Directorship held other than this Company | Meghmani Finechem Limited |
| Listed Companies in which membership of Committees of Directors held other than this Company | Meghmani Finechem Limited Member of the Audit Committee |
| Relationship with other Directors and Key Managerial Personnel | Not related with any Director / KMP of the Company. |
| No. of shares held in the Company as on 31 st March, 2023 | 1 |
| Listed entity from which he has resigned in past three years | Nil |

DIRECTORS' REPORT

Dear Shareholders,

Your Directors have pleasure in presenting the 56th Directors' Report and Financial Statements for the Financial Year ended 31st March, 2023.

FINANCIAL RESULTS:

(₹ in lakhs)

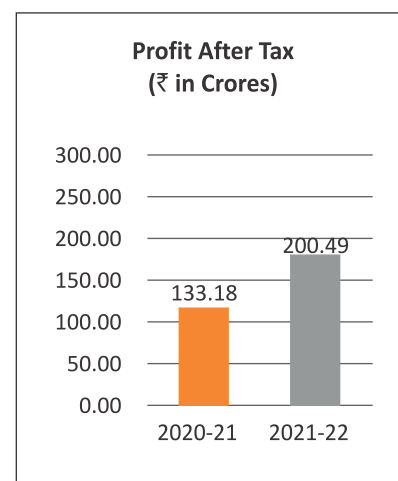
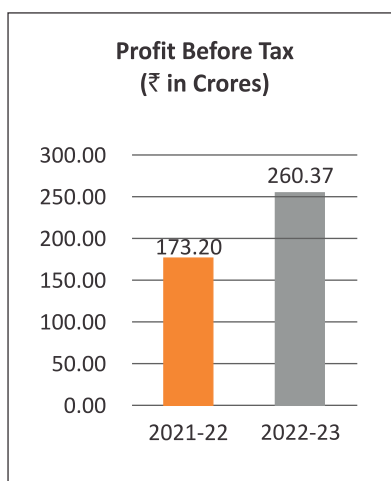
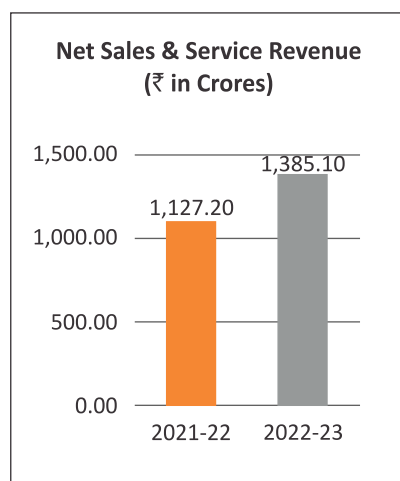
| PARTICULARS | 2022-2023 | 2021-2022 |
|---|-----------------|-----------------|
| Net Sales and Service Income | 138510.41 | 112720.90 |
| Profit before Finance cost and Depreciation | 27095.18 | 18193.59 |
| Finance Cost | 89.04 | 79.68 |
| Depreciation | 969.35 | 793.19 |
| Profit Before Tax* | 26036.79 | 17320.72 |
| Current Tax | 6091.82 | 3807.68 |
| Deffered Tax | (56.88) | 229.25 |
| Income Tax of earlier year | 7.57 | --- |
| Net profit after Tax before comprehensive loss | 19994.28 | 13283.79 |
| Other Comprehensive Loss / Income | 54.73 | 44.59 |
| Net Profit after Tax | 20049.01 | 13328.38 |

* Includes profit (gain) of ₹ 17.08 crores towards appreciation in value of investment (Marked to Market adjustment) (Previous year : ₹ 19.24 crore).

PERFORMANCE REVIEW & STATE OF THE COMPANY AFFAIRS:

OPERATIONS :

In the year under review, the Company has posted a ever highest sales and service revenue of ₹ 1385.10 crores as compared to ₹ 1127.20 crore in the previous year. The sales in term of volume increased to 11883 MVA as compared to 11137 MVA in the previous year. The Profit Before Tax (PBT) increased to ₹ 260.36 crores, as compared to ₹ 173.20 crores in the previous year and Profit After Tax (PAT) increased to ₹ 200.49 crores, as compared to ₹ 133.28 crores in the previous year.



The year gone by commenced with unprecedented volatility in commodity prices owing to the Russia-Ukraine conflict: ended with weak global outlook, characterized by a fear of recession, high inflation and high interest rates. Fortunately, in the second half the situation eased. The management team took necessary proactive measures to mitigate and delivered targeted volume production.

The policy decision taken at the beginning of the year to focus on short cycle order business helped to deliver robust performance during FY:2022-23 with the highest ever sales and service revenue and also operating profit, with timely payment realisation, despite some production loss due to delay in concluding wage revision agreement with Savli based contract workmen.

Results for the FY:2022-23 are exceptionally better than budgeted numbers, in view of higher volume dispatches, saving in material cost with softening of commodity prices and also liquidation of critical raw material i.e. CRGO lamination (imported), kept as buffer stock post Russia-Ukraine crisis to meet emergency need.

Reflecting on the Company's stellar performance, the Board of Directors declared a final dividend of Rs.60 per equity share on face value of Rs.10 per share. As a result, the benefits of growth are shared, and the focus remains on value creation for all stakeholders.

The financial year 2023-2024 started with an order backlog of ₹ 602.66 crores (5859 MVA). During the period October 2022 to February 2023, the Company remain cautious in booking new orders for Savli factories in view of delay in concluding wage revision agreement with workman employed through contractors. This will partly impact sales revenue in first Quarter of FY:2023-24.

During the FY:22-23 Corporate India has remained relatively resilient despite the slowdown in the global economy and uncertainties in the financial system. Going forward, business outlook looks stable, aided by steady growth in domestic demand, deleveraged balance sheets, easing of commodity cost pressures and the Government's thrust on infrastructure spending. However key monitorable is the prolonged slowdown in global demand, unexpected spill overs from the Russia-Ukraine war and emerging uncertainties in the global financial system. The order booking tempo is expected to continue except inflationary pressures leading to steep interest rate hike, forcing corporates to defer CAPEX.

For detailed analysis of the performance, please refer to the Management Discussion and Analysis section of the Annual Report given in **Annexure-IV**.

SAVLI FACTORIES OPERATIONS:

Wage revision settlement with contract workmen at Savli factories prolonged and got amicably concluded during March 23 without altering business model of the Company. With that capacity utilisation remain suboptimal for 2 months period in Q3 and the management remain cautious for booking new orders during the period October 2022 to January 2023 resulting in lower order opening volume as on 01st April, 2023 for Savli factories. This will impact partially first quarter revenue in FY:23-24. However order booking resumed from March 2023 with full speed and Savli factories operations are back to normal.

DIVIDEND:

Your Directors take pleasure in recommending payment of dividend @ 400% (i.e. ₹ 40 per share). In addition, the Directors also recommended payment of one time special dividend @200% (i.e. ₹ 20 per share) to commemorate successful completion of 60 years in transformer business. With that total dividend recommended is 600%, i.e. ₹ 60.00 per equity share of ₹ 10 each, for the year ended 31st March, 2023. The Dividend Distribution Policy of the Company has been posted on the website of the Company (<https://www.voltamptransformers.com/index.php/dashboard/policies>).

AMOUNT PROPOSED TO BE TRANSFERRED TO RESERVES :

The Company has made no transfer to reserves during the financial Year 2022-23.

CHANGE IN THE NATURE OF BUSINESS, IF ANY:

There is no change in the nature of business during the financial year 2022-23.

MATERIAL CHANGES AND COMMITMENTS AFFECTING THE FINANCIAL POSITION OF THE COMPANY:

There have been no material changes and commitments, affecting the financial position of the Company which have occurred between the end of the financial year of the Company to which the financial statements relate and the date of the report.

DETAILS OF SIGNIFICANT AND MATERIAL ORDERS PASSED BY THE REGULATORS OR COURTS OR TRIBUNALS IMPACTING THE GOING CONCERN STATUS AND COMPANY'S OPERATIONS IN FUTURE:

During the year 2022-23 no significant and material orders were passed by the regulators or courts or tribunals impacting the going concern status and company's operations in future.

DETAILS OF SUBSIDIARY/JOINT VENTURES/ASSOCIATE COMPANIES:

Your Company has no Subsidiary/Joint Ventures/Associate Companies. Further, the Policy determining “material” subsidiaries has been posted on the website of the Company i.e. <https://www.voltamptransformers.com/index.php/dashboard/policies> .

DEPOSITS:

Your Company has not accepted any deposit during the year and there was no deposit at the beginning of the year. Therefore, Chapter V of the Companies Act, 2013 relating to acceptance of deposits is not applicable and hence, no detail of the deposit is given in the report.

SHARE CAPITAL:

During the year under review, the Company has neither issued any securities nor has taken any Corporate Action for cancellation of issues securities, hence, there is no change in share capital structure of the Company.

TRANSFER OF UNCLAIMED DIVIDEND AND SHARES TO INVESTOR EDUCATION AND PROTECTION FUND:

The unclaimed dividend amount aggregating to ₹ 1,65,100 for the financial year ended on 31st March, 2015 was transferred to the Investor Education and Protection Fund established by the Central Government, during the financial year ended 31st March, 2023, pursuant to Section 124 of the Companies Act, 2013. During the year Company has also transferred shares on which dividend remained unclaimed and unpaid for a period of consecutive seven years pursuant to the provisions of Investor Education and Protection Fund Authority (Accounting, Audit, Transfer and Refund) Rules, 2016 and subsequent amendments thereto by the Ministry of Corporate Affairs, Government of India.

DISCLOSURE OF PARTICULARS REGARDING CONSERVATION OF ENERGY, TECHNOLOGY ABSORPTION, AND FOREIGN EXCHANGE EARNINGS AND OUTGO:

The disclosure of particulars relating to conservation of energy and technology absorption and foreign exchange earnings and outgo as required by Section 134(3) (m) of the Companies Act, 2013 read with Rule 8 of the Companies (Accounts) Rules, 2014 is given in **Annexure – I** forming part of this report.

EMPLOYEES:

The industrial relations during the year under review have remained cordial and satisfactory. The Board thanks all the Employees for their valuable contribution to the working of the Company.

In accordance with the provisions of Section 197(12) of the Companies Act, 2013 and Rule 5(1) and Rule 5(2) of the Companies (Appointment and Remuneration of Managerial Personnel) Rules, 2014, the names and other particulars of employees and the Disclosure pertaining to remuneration and other details are set out in the **Annexure - II** to the Directors’ Report. However, as per the provisions of Section 136(1) of the Companies Act, 2013, the Directors’ Report is being sent to the shareholders without this Annexure. Shareholders interested in obtaining a copy of the Annexure may write to the Company Secretary at the Company’s Registered Office. The information is also available for inspection at the corporate office during working hours up to the date of the Annual General Meeting.

CORPORATE GOVERNANCE:

In compliance with the requirements of SEBI (Listing Obligations and Disclosure Requirements) Regulations, 2015, a separate report on Corporate Governance is given in **Annexure – III** along with certificate from M/s. CNK & Associates LLP, Chartered Accountant (FRN : 101961W), confirming compliance with the requirement of Corporate Governance.

MANAGEMENT DISCUSSION AND ANALYSIS:

A detailed review of the operations, performance and future outlook of the Company and its businesses is given in the Management Discussion and Analysis Report which forms part of this Report as **Annexure - IV**.

STATUTORY AUDITORS:

At the 55th Annual General Meeting held on 12th August 2022, M/s. CNK & Associates LLP, Chartered Accountant (FRN: 101961W), were reappointed as Statutory Auditors of the Company to hold the office till the conclusion of the Annual General Meeting to be held in the year 2027.

The Report issued by M/s. CNK & Associates LLP, Chartered Accountant (FRN: 101961W), Statutory Auditor for FY 2022-23 does not contain any qualification, reservation, adverse remark or disclaimer.

The Auditor's certificate confirming compliance with conditions of corporate governance as stipulated under Listing Regulations, for FY: 2022-23 is enclosed to the Director's Report.

COST AUDITORS:

The Board of Directors, on recommendation of the Audit Committee, has re-appointed M/s Y.S. Thakar & Co., Cost Accountants (Firm Registration No.000318) as Cost Auditor of the Company, for the Financial year ending 31st March, 2024, at a remuneration as mentioned in the Notice convening the 56th AGM and same is recommended for your consideration and ratification.

The maintenance of cost records as specified by the Central Government under sub-section (1) of Section 148 of the Companies Act, 2013 is required by the Company and accordingly such accounts and records are made and maintained. The Company has filed the Cost Audit Report for F.Y. 2021-22 on 23rd August, 2022, which is within the time limit prescribed under the Companies (Cost Records and Audit) Rules, 2014. The Report does not contain any qualification, reservation or adverse remark or disclaimer.

SECRETARIAL AUDITORS:

In accordance with the provisions of Section 204 of the Companies Act, 2013 and the Companies (Appointment and Remuneration of Managerial Personnel) Rules, 2014 the Company has appointed M/s. J. J. Gandhi & Company, Practicing Company Secretaries, Vadodara, to conduct the Secretarial Audit of the Company for the year ended 31st March, 2023. The Secretarial Auditor has submitted their report which is appended to this Report as **Annexure V**. The Secretarial Audit Report does not contain any qualification, reservation, adverse remark or disclaimer.

AUDIT COMMITTEE :

The Company has an Audit Committee pursuant to the requirements of the Act read with the Rules framed thereunder and LODR. Powers and role of the Audit Committee are included in Corporate Governance Report forming part of this report.

COMMITTEES OF THE BOARD:

The details of all Committees and their terms of reference are set out in the Corporate Governance Report.

RISK MANAGEMENT POLICY AND INTERNAL FINANCE CONTROL ADEQUACY:

The Company has in place a mechanism to identify, assess, monitor and mitigate various risks in achieving key objectives of the Company. The Company has developed and implemented Risk Management Policy of the Company to identify & evaluate business risks and opportunities. This framework seeks to create transparency, minimize adverse impact on the business objectives and enhance the Company's competitive advantage.

The internal control systems are commensurate with the nature, size and complexity of the business of the Company. These are routinely tested and certified by Statutory as well as Internal Auditors.

DIRECTORS AND KEY MANAGERIAL PERSONNEL:

Shri Kunjal L. Patel (DIN: 00008354), whose term was expiring on 14th March, 2022, was reappointed as Vice Chairman and Managing Director of the Company by the Board of Directors of the Company at their meeting held on 31st January, 2022 for a further period of five (5) years commencing from 15th March 2022 to 14th March, 2027 subject to approval of shareholders. The shareholders of the Company had approved said reappointment by requisite majority through postal ballot on 15th April, 2022.

During the year 2022-23, Smt. Paulomi J. Lashkari (DIN: 00274468) resigned from office with effect from 2nd June, 2022 due to preoccupation with other family commitments, and Shri Rajendra C. Patel (DIN: 01681826) resigned from office with effect from 27th July, 2022 due to advancement of age and preoccupation with other family commitments.

Shareholders of the Company with requisite majority through postal ballot, had approved appointment of Ms. Visha S. Suchde (DIN: 05209312) and Shri Jabal C. Lashkari (DIN: 00216994) as Independent Woman Director and Independent Director respectively for the term of five years commencing from 20th June, 2022 upto 19th June, 2027. Date of resolution passed through postal ballot is 31st July, 2022.

Shri Shailesh P. Prajapati is appointed as Chief Financial Officer of the Company with effect from 25th May, 2022.

Apart from this, there is no change in Directors and Key Managerial Personnel of the Company, during the year 2022-23.

RETIREMENT BY ROTATION AND SUBSEQUENT RE-APPOINTMENT:

Shri Kanubhai S. Patel (DIN:00008395), Chairman & Managing Director of the Company is liable to retire by rotation at this 56th AGM, pursuant to section 152 and other applicable provisions, if any, of the Companies Act, 2013, read with Companies (Appointment and Qualification of Directors) Rule, 2014 (including any statutory modification(s) or re-enactment(s) thereof for the time being in force) and being eligible, has offered himself for re-appointment. Appropriate resolution for his reappointment is being placed for the approval of shareholders of the Company at this AGM.

DIRECTORS RESPONSIBILITY STATEMENT:

In terms of Section 134(3) (c) of the Companies Act, 2013, the Directors, to the best of their knowledge and belief and according to the information and explanations obtained by them in the normal course of their work, state that, in all material respects:

- (a) that in the preparation of the annual financial statements for the year ended 31st March, 2023, the applicable accounting standards had been followed along with proper explanation relating to material departures, if any;
- (b) that the Directors have selected such accounting policies and applied them consistently and made judgments and estimates that are reasonable and prudent so as to give a true and fair view of the state of affairs of the company at the end of the financial year 31st March, 2023 and of the profit of the company for that period;
- (c) that proper and sufficient care has been taken for the maintenance of adequate accounting records in accordance with the provisions of the Act for safeguarding the assets of the company and for preventing and detecting fraud and other irregularities;
- (d) that Financial Statements have been prepared on a going concern basis;
- (e) that internal financial controls to be followed by the company have been laid down and that such internal financial controls are adequate and are operating effectively. and
- (f) that proper systems to ensure compliance with the provisions of all applicable laws are in place and that such systems are adequate and operating effectively.

INDEPENDENT DIRECTORS:

The Independent Directors hold office for a fixed term and are not liable to retire by rotation.

Each Independent Director has given written declaration to the Company confirming that he/she meets the criteria of independence as mentioned under Section 149(6) of the Act and regulation 16(1)(b) of the Listing Regulations. The Independent Directors have also submitted a declaration that they are not aware of any circumstance or situation, which exist or may be reasonably anticipated, that could impair or impact their ability to discharge their duties with an objective independent judgment and without any external influence, pursuant to Regulation 25 of the Listing Regulations.

NUMBER OF MEETINGS OF THE BOARD:

During the financial year under review, four Meetings of the Board of Directors were held. The details of the attendance of Directors at the Board Meetings are mentioned in the report on the Corporate Governance annexed hereto.

POLICY ON APPOINTMENT AND REMUNERATION OF DIRECTORS:

The Policy of the Company on Directors' appointment and remuneration including criteria for determining qualifications, positive attributes, independence of a Director and other matters provided under sub-section (3) of section 178, is appended as **Annexure - VI** to this Report. The Policy has been posted on the website of the Company (http://www.voltamptransformers.com/pdf/nomination_remuneration_policy.pdf)

ANNUAL EVALUATION BY THE BOARD:

The evaluation framework for assessing the performance of Board including the individual Directors are based on certain key measures, viz. Attendance of Board Meetings and the Committee Meetings, qualitative contribution in deliberations on agenda items, long term view in the inputs regarding development and sustainability of the Company and consideration of shareholders and other stakeholders' interests.

The evaluation involves Self-Evaluation by the Board Member and subsequently assessment by the Board of Directors. A member of the Board does not participate in the discussion of his / her evaluation. The Board of Directors has expressed their satisfaction to the evaluation process.

PARTICULARS OF LOANS, GUARANTEES OR INVESTMENTS UNDER SECTION 186:

There are no guarantees and securities given in respect of which provision of Section 186 of the Act are applicable. Provision of Section 186 in respect of loans and advances given and investment made have been complied with by the Company. Details of the same is available in notes to the financial statements.

PARTICULARS OF CONTRACTS OR ARRANGEMENTS WITH RELATED PARTIES REFERRED TO IN SECTION 188(1):

There are no contracts or arrangements entered into with related parties fall under the scope of section 188(1) of the Companies Act 2013, except payment of managerial remuneration to Managing Directors.

Further, the policy on Related Party Transactions duly approved by the Board of Directors of the Company has been posted on the website of the Company. (http://www.voltamptransformers.com/pdf/related_party_transactions_policy.pdf)

CORPORATE SOCIAL RESPONSIBILITY:

The Corporate Social Responsibility (CSR) Committee is constituted by the Board of Directors, pursuant to Section 135 of the Companies Act, 2013 and CSR policy has also been framed by the Board as per the said Section and the Rules made thereunder. The Policy on CSR has been posted on the website of the Company (http://www.voltamptransformers.com/pdf/corporate_social_responsibility_policy.pdf).

The details about initiatives taken by the Company on Corporate Social Responsibility during the year is appended at **Annexure - VII** of the report.

ANNUAL RETURN:

In accordance with the provisions of Section 92(3) of the Act, Annual Return of the Company can be accessed at <https://www.voltamptransformers.com/index.php/dashboard/others>

VIGIL MECHANISM /WHISTLE BLOWER POLICY:

The Whistle Blower Policy (Vigil Mechanism) was constituted by the Board of Directors, pursuant to Section 177 of the Companies Act, 2013 and the Regulation 22 of SEBI (Listing Obligations and Disclosure Requirements) Regulations, 2015, to report genuine concerns of Directors and Employees. The Policy has been posted on the website of the Company <https://www.voltamptransformers.com/index.php/dashboard/policies>. Further, we affirmed that no personnel have been denied access to the Audit Committee.

DISCLOSURE UNDER THE SEXUAL HARASSMENT OF WOMEN AT WORKPLACE (PREVENTION, PROHIBITION AND REDRESSAL) ACT, 2013:

The Company has in place an Anti Sexual Harassment Policy in line with the requirements of the Sexual Harassment of Women at the Workplace (Prevention, Prohibition and Redressal) Act, 2013 and Rules framed thereunder. Internal Complaint Committee (ICC) has been set up to redress complaints received regarding sexual harassment. All employees (permanent, contractual, temporary, trainees) are covered under this policy. During the year under review, no complaints were reported to the Board.

BUSINESS RESPONSIBILITY & SUSTAINABILITY REPORT:

As stipulated under the listing Regulations, the Business Responsibility & Sustainability Report describing the initiatives taken by the Company from an environmental, social and governance perspective is attached in the format prescribed as **Annexure VIII** and forms integral part of the Annual Report.

SECRETARIAL STANDARD:

The Company comply with all applicable secretarial standards issued by the Institute of Company Secretaries of India.

APPRECIATION AND ACKNOWLEDGEMENT:

Your Directors wish to place on record their appreciation for the continued support & co-operation extended during the year by the Company's customers, business associates, vendors, bankers, investors, Govt. authorities & other Stakeholders.

The Board also expresses its appreciation towards the contribution made by all the Employees of the Company.

For and on behalf of the Board

Place : Vadodara
Date : 25th May, 2023

Kanubhai S. Patel
Chairman & Managing Director
DIN:00008395

ANNEXURE - I TO THE DIRECTORS' REPORT

A] CONSERVATION OF ENERGY:

- [a] Energy conservation measures taken:
Systematic studies of power consumption to avoid unwanted energy losses.
- [b] Additional investments and proposal if any, being implemented for reduction of consumption of energy:
Installation of Vacuum Ovening for distribution transformers manufacturing facility.
- [c] Impact of the measures at [a] and [b] above for reduction of energy consumption and consequent impact on the cost of production of goods:
The various measures taken by the Company have resulted in reduction in consumption of energy and efforts are going on to further reduce the consumption of energy, quality improvement, time saving and the consequent impact on the cost of production.
- [d] Total energy consumption and energy consumption per unit of production as per Form-A: Not Applicable.

B] TECHNOLOGY ABSORPTION:

Research and Development (R&D):

- [a] Specific areas in which R&D carried out by the Company:
1. Electrostatic field calculation using Electro software.
 2. Impulse Voltage distribution analysis using VLN software from Ukraine.
 3. Short circuit strength calculation using ELDINST from VIT Ukraine.
 4. Temperature rise using SAPRTON from VIT Ukraine.
 5. Development of Ester fluid filled transformer.
 6. Extensive use of partial discharge & impulse test facility.
 7. Development of design software.
 8. Use of Finite element based software for transformers parameter analysis.
- [b] Benefits derived as a result of the above R&D :
1. Transformer is able to with stand severe short circuit, impulse voltage distribution conditions without damage, hence reliability is ensured.
 2. Price Competitiveness.
 3. Improvement in quality with cost saving.
 4. Higher rating transformers winding become easier and with better quality.
 5. First time right manufacturing reduces trial and error efforts
- [c] Further plan of action:
1. Continued emphasis on development of cost effective components and work on import substitution.
 2. Identification and narrowing down the gaps in the areas of product, process, manufacturing and information technologies.
 3. Wastage reduction / control by implementation of 5-S.
 4. Solar panel installation for office building, power supply.
 5. Web based testing facility to avoid physical travelling of customer representative. This will save time and cost.

Technology Absorption, Adaptation and Innovation:

- [a] Efforts, in brief, made towards technology absorption, adaptation and innovation:
Extensive training in technical and management fields with a special emphasis on Total Quality Management.
- [b] Benefits derived as a result of the above efforts: Improvement in product quality.
- [c] Technology imported during the last five years: The Company has executed technical license agreement with PROCOM, Germany for getting Aluminum Foil Winding Technology.

C] FOREIGN EXCHANGE EARNINGS AND OUTGO:

- [a] Foreign Exchange used : ₹ 3,98,28,137
- [b] Foreign Exchange earned : ₹ 8,72,71,981

ANNEXURE - III TO THE DIRECTORS' REPORT

CORPORATE GOVERNANCE REPORT:

1. COMPANY'S PHILOSOPHY ON CORPORATE GOVERNANCE:

Our Corporate Governance practices fosters a culture of ethical behavior and fair disclosures, which aims to build trust of our Stakeholders. The Company has established systems and procedures to ensure that its Board is well-informed and well equipped to fulfill its overall responsibilities and to provide the management with the strategic direction needed to create long term shareholders value. It ensures fairness, transparency, accountability, and integrity of the management. The Corporate Governance philosophy of the Company has been further strengthening through the Company's Code of Conduct, Code for Fair Disclosure and Code for Prevention of Insider Trading.

2. BOARD OF DIRECTORS:

In terms of Regulation 17 of Securities and Exchange Board of India (Listing Obligations and Disclosure Requirements) Regulations, 2015 (Listing Regulations), at least 50% of the Board should comprise of non-executive independent Directors with at least one Independent Woman Director. The Company has an optimum combination of executive and non-executive Directors including Independent woman Director. As on 31st March, 2023, the Company has 6 Directors comprising of 2 Managing Directors, 1 Non Executive Director & 3 Non Executive Independent Directors. The Company has two woman directors on Board out of which one is Independent Woman Director. Shri Kunjal Patel, Vice Chairman & Managing Director and Smt. Taral K. Patel, Non-Executive Director are related to each other.

The details of the composition, nature of directorship, the number of meetings attended and the directorships in other Companies as at 31st March, 2023 are detailed herein below:

| Name of Director | Position | No. of Board Meetings held and attended during the year 2022-23 | | Attendance At the Last AGM held on 12 th August, 2022 | Membership of Committees | | No. of Directorship in other Companies |
|---------------------------------------|----------|---|----------|--|--------------------------|---------------|--|
| | | Held | Attended | | As a Member | As a Chairman | |
| | | | | | | | |
| Shri Kanubhai S. Patel | C & MD | 4 | 4 | Yes | 1 | 1 | 2 |
| Shri Kunjalbhai L. Patel | VC & MD | 4 | 4 | Yes | 3 | 0 | 1 |
| Shri Hemant P. Shaparia | NED & I | 4 | 4 | Yes | 1 | 3 | 2 |
| Smt. Taral K. Patel | NED | 4 | 4 | Yes | 2 | 1 | 1 |
| Smt. Paulomi J. Lashkari ¹ | NED & I | 1 | 1 | NA | 4 | 0 | 6 |
| Shri Rajendra C. Patel ² | NED & I | 1 | 1 | NA | 4 | 0 | 1 |
| Shri Jabal C. Lashkari ³ | NED & I | 3 | 3 | Yes | 4 | 0 | 4 |
| Ms. Visha S. Suchde ³ | NED & I | 3 | 3 | Yes | 4 | 0 | 1 |

C: Chairman, MD: Managing Director, VC: Vice Chairman, NED: Non Executive Director, I: Independent Director

¹Smt. Paulomi J. Lashkari resigned from office with effect from 2nd June, 2022 due to preoccupancy with other family commitments. Detailed resignation letter and confirmation of Director that there is no material reason of resigning before expiry of the term is available on website of the Company i.e. <https://www.voltamptransformers.com/index.php/dashboard/others>

²Shri Rajendra C. Patel resigned from office with effect from 27th July, 2022 due to advancement of age and preoccupancy with other family commitments. Detailed resignation letter and confirmation of Director that there is no material reason of resigning before expiry of the term is available on website of the Company i.e. <https://www.voltamptransformers.com/index.php/dashboard/others>

³Shri Jabal C. Lashkari & Ms. Visha S. Suchde, appointed as Non Executive Independent Director w.e.f 20th June 2022.

Notes :

- Except Shri Kanubhai S. Patel, Chairman and Managing Director of the Company, who is holding position of Independent Director at Meghmani Finechem Limited a listed entity, no other Directors of the Company are holding Directorship in any other listed entity.

- ii. Except Smt. Taral K. Patel, Non Executive Director of the Company and Shri Hemant P. Shaparia Non Executive Independent Director of the Company, who are holding 20640 & 1 shares of the Company respectively, no other Non Executive Directors are holding shares in the Company.
- iii. During the Financial Year 2022-23, four Board Meetings were held on 25th May, 2022, 12th August, 2022, 10th November, 2022 and 4th February, 2023.
- iv. The gap between any two meetings did not exceed 120 days. Further, Company has adopted and adhered to the Secretarial Standards prescribed by the Institute of Company Secretaries of India.
- v. The Board of Directors have noted the declaration received from the Independent Director pursuant to LODR with regard to their Independence and are of the opinion that the Independent Directors fulfill the condition of Independence and are independent of the management of the Company.
- vi. Detailed agenda notes were made available to the Directors in respect of the matters listed in Part-A of Schedule-II of the Listing Regulations, at least 7 (seven) days prior to the date of Meetings, as required under Secretarial Standard - 1 – 'Meetings of the Board of Directors'. The Company has obtained consent of all the Directors for giving notes on agenda items which are price sensitive in nature at a shorter notice.

3. COMMITTEES OF THE BOARD:

Recognizing the immense contribution that committees make in assisting the Board of Directors in discharging its duties and responsibilities and with a view to have a close focus on various facets of the business, the Board has constituted the following five (5) Committees of the Board.

1. Audit Committee;
2. Nomination and Remuneration Committee;
3. Stakeholders' Relationship Committee;
4. Corporate Social Responsibility Committee.
5. Risk Management Committee

The constitution and terms of reference of all the mandatory committees are decided by the Board in line with the applicable provisions of the Act, Rules and LODR Regulations.

These committees meet at the frequency, if any, prescribed under the Act and additionally as and when the need arises and the minutes of their meetings are placed before the Board in its next meeting for the Board to take note thereof.

The Company Secretary of the Company act as the Secretary of all committees of the Board.

(i) Audit Committee:

The term of reference:

Role of the Audit Committee in accordance with the provisions of Section 177 of the Companies Act, 2013 read with Rule 7 of Companies (Meetings of Board and its Powers) Rules, 2014, and Regulation 18 of the SEBI (LODR) Regulations, 2015 and includes:

- (1) Oversight of the listed entity's financial reporting process and the disclosure of its financial information to ensure that the financial statement is correct, sufficient and credible;
- (2) Recommendation for appointment, remuneration and terms of appointment of auditors of the listed entity;
- (3) Approval of payment to statutory auditors for any other services rendered by the statutory auditors;
- (4) Reviewing, with the management, the annual financial statements and auditor's report thereon before submission to the Board for approval, with particular reference to:
 - (a) Matters required to be included in the director's responsibility statement to be included in the Board's report in terms of clause (c) of sub-section (3) of Section 134 of the Companies Act, 2013;
 - (b) Changes, if any, in accounting policies and practices and reasons for the same;
 - (c) Major accounting entries involving estimates based on the exercise of judgment by management;

- (d) Significant adjustments made in the financial statements arising out of audit findings;
 - (e) Compliance with listing and other legal requirements relating to financial statements;
 - (f) Disclosure of any related party transactions;
 - (g) Modified opinion(s) in the draft audit report;
- (5) Reviewing, with the management, the quarterly financial statements before submission to the Board for approval;
 - (6) Reviewing, with the management, the statement of uses / application of funds raised through an issue (public issue, rights issue, preferential issue, etc.), the statement of funds utilized for purposes other than those stated in the offer document / prospectus / notice and the report submitted by the monitoring agency monitoring the utilisation of proceeds of a public or rights issue, and making appropriate recommendations to the board to take up steps in this matter;
 - (7) Reviewing and monitoring the auditor's independence and performance, and effectiveness of audit process;
 - (8) Approval or any subsequent modification of transactions of the listed entity with related parties;
 - (9) Scrutiny of inter-corporate loans and investments;
 - (10) Valuation of undertakings or assets of the listed entity, wherever it is necessary;
 - (11) Evaluation of internal financial controls and risk management systems;
 - (12) Reviewing, with the management, performance of statutory and internal auditors, adequacy of the internal control systems;
 - (13) Reviewing the adequacy of internal audit function, if any, including the structure of the internal audit department, staffing and seniority of the official heading the department, reporting structure coverage and frequency of internal audit;
 - (14) Discussion with internal auditors of any significant findings and follow up there on;
 - (15) Reviewing the findings of any internal investigations by the internal auditors into matters where there is suspected fraud or irregularity or a failure of internal control systems of a material nature and reporting the matter to the Board;
 - (16) Discussion with statutory auditors before the audit commences, about the nature and scope of audit as well as post-audit discussion to ascertain any area of concern;
 - (17) To look into the reasons for substantial defaults in the payment to the depositors, debenture holders, shareholders (in case of non-payment of declared dividends) and creditors;
 - (18) To review the functioning of the whistle blower mechanism;
 - (19) Approval of appointment of chief financial officer after assessing the qualifications, experience and background, etc. of the candidate;
 - (20) Carrying out any other function as is mentioned in the terms of reference of the audit committee.
 - (21) Reviewing the utilization of loans and/ or advances from/investment by the holding company in the subsidiary exceeding ₹ 100 crore or 10% of the asset size of the subsidiary, whichever is lower including existing loans / advances / investments existing as on the date of coming into force of this provision.
 - (22) Review of following information:
 - (1) Management discussion and analysis of financial condition and results of operations;
 - (2) Statement of significant related party transactions (as defined by the audit committee), submitted by management;
 - (3) Management letters / letters of internal control weaknesses issued by the statutory auditors;
 - (4) Internal audit reports relating to internal control weaknesses; and

- (5) The appointment, removal and terms of remuneration of the Chief Internal Auditor shall be subject to review by the audit committee.
- (6) Statement of deviations:
 - (a) Quarterly statement of deviation(s) including report of monitoring agency, if applicable, submitted to stock exchange(s) in terms of Regulation 32(1).
 - (b) Annual statement of funds utilized for purposes other than those stated in the offer document/prospectus/notice in terms of Regulation 32(7).
- (23) consider and comment on rationale, cost-benefits and impact of schemes involving merger, demerger, amalgamation etc., on the listed entity and its shareholders.

The Audit Committee of the Company meets as per criteria laid down under Section 177 of the Companies Act, 2013 and Regulation 18 of the SEBI (LODR) Regulations, 2015.

Composition and Attendance of Audit Committee Meeting:

| Name of the Directors | Category | Position at the Committee | Number of Meeting attended |
|--|----------|---------------------------|----------------------------|
| Shri Hemant P. Shaparia | NED & I | Chairman | 4/4 |
| Shri Kanubhai S. Patel | C & MD | Member | 4/4 |
| Shri Jabal Lashkari (w.e.f 20 th June, 2022) | NED & I | Member | 3/3 |
| Ms. Visha Suchde (w.e.f 20 th June, 2022) | NED & I | Member | 3/3 |
| Smt. Paulomi J Lashkari** | NED & I | Member | 1/1 |

C: Chairman, MD: Managing Director, NED: Non-Executive Director, I: Independent Director

The Committee met four times during the financial year ended 31st March, 2023 on 25th May, 2022, 12th August, 2022, 10th November, 2022 and 4th February, 2023.

** Smt. Paulomi J Lashkari resigned from the office with effect from 2nd June, 2022.

The Minutes of the meetings of the Audit Committee are circulated to the members of the Committee, discussed and taken note of it and the recommendations of the Audit Committee are accepted by the Board.

The Chairman of the Audit Committee was present at the last Annual General Meeting held on 12th August, 2022.

(ii) NOMINATION AND REMUNERATION COMMITTEE:

The terms of Reference:

In compliance with Section 178 of the Companies Act, 2013 and Regulation 19 of the SEBI (LODR) Regulations, 2015, the Company has constituted a Nomination & Remuneration Committee of the Board. All members of the Committee are Non Executive and Independent Directors. The terms of reference of the Committee inter alia, include:

- (1) Formulation of the criteria for determining qualifications, positive attributes and independence of a Director and recommend to the Board of Directors a policy relating to, the remuneration of the Directors, key managerial personnel and other employees;
- (2) Formulation of criteria for evaluation of performance of independent Directors and the Board of Directors;
- (3) Devising a policy on diversity of Board of Directors;
- (4) Identifying persons who are qualified to become Directors and who may be appointed in senior management in accordance with the criteria laid down, and recommend to the Board of Directors their appointment and removal.
- (5) Whether to extend or continue the term of appointment of the independent Director, on the basis of the report of performance evaluation of independent Directors.

- (6) Recommend to the Board, all remuneration, in whatever form, payable to senior management.
- (7) For every appointment of an independent director, the Nomination and Remuneration Committee shall evaluate the balance of skills, knowledge and experience on the Board and on the basis of such evaluation, prepare a description of the role and capabilities required of an independent director.

Composition and Attendance of Nomination & Remuneration Committee Meeting:

| Name of the Directors | Category | Position at the Committee | Number of Meeting attended |
|---|----------|---------------------------|----------------------------|
| Shri Hemant P. Shaparia | NED & I | Chairman | 2/2 |
| Shri Rajendra C. Patel* | NED & I | Member | 2/2 |
| Shri Jabal C. Lashkari (w.e.f 20 th June, 2022) | NED & I | Member | ---- |
| Ms. Visha S. Suchde (w.e.f 20 th June, 2022) | NED & I | Member | ---- |

NED: Non-Executive Director, I: Independent Director

* Shri Rajendra C. Patel resigned from the office with effect from 27th July, 2022.

The Committee met two times during the financial year ended 31st March, 2023 on 25th May, 2022 and 16th June, 2022.

Remuneration Policy:

The Company has a credible and transparent policy in determining and accounting for the remuneration of Directors, Key Managerial Personnel & employees of the Company.

(Website: www.voltamptransformers.com/pdf/nomination_&_remuneration_policy.pdf)

(iii) STAKEHOLDERS' RELATIONSHIP COMMITTEE:

The terms of reference:

In compliance with Section 178 of the Companies Act, 2013 and Regulation 20 and Schedule II, Part D of the SEBI (LODR) Regulations, 2015, a Stakeholders' Relationship Committee of the Board has been constituted. The terms of reference of the Committee inter alia, include:

- (1) Resolving the grievances of the security holders of the listed entity including complaints related to transfer/transmission of shares, non-receipt of annual report, non-receipt of declared dividends, issue of new/duplicate certificates, general meetings etc.
- (2) Review of measures taken for effective exercise of voting rights by shareholders.
- (3) Review of adherence to the service standards adopted by the listed entity in respect of various services being rendered by the Registrar & Share Transfer Agent.
- (4) Review of the various measures and initiatives taken by the listed entity for reducing the quantum of unclaimed dividends and ensuring timely receipt of dividend warrants/annual reports/statutory notices by the shareholders of the company.

Composition and Attendance of Stakeholders Relationship Committee Meeting:

| Name of the Directors | Category | Position at the Committee | Number of Meeting attended |
|---|----------|---------------------------|----------------------------|
| Shri Hemant P. Shaparia* | NED & I | Chairman | 1/1 |
| Shri Kunjalbhai L. Patel | VC & MD | Member | 1/1 |
| Shri Jabal C. Lashkari (w.e.f 20 th June, 2022) | NED & I | Member | 1/1 |
| Ms. Visha S. Suchde (w.e.f 20 th June, 2022) | NED & I | Member | 1/1 |

MD: Managing Director, VC: Vice Chairman, NED: Non-Executive Director, I: Independent Director

* Shri Hemant P. Shaparia appointed as chairperson of the Committee with effect from 25th May, 2022.

During the financial year ended on 31st March, 2023, committee met once on 10th November, 2022.

Details of investor complaints received and redressed during the year 2022-23 are as follow:

| Number of shareholders complaints received during the year | Number of complaints resolved during the year | Number of pending complaints at the end of the year |
|--|---|---|
| 0 | 0 | 0 |

(iv) CORPORATE SOCIAL RESPONSIBILITY (CSR) COMMITTEE:

The terms of reference:

In compliance with the section 135 of the Companies Act 2013 Corporate Social Responsibility (CSR) Committee of the Board has been constituted. The Committee recommend to the Board Budget for CSR activities for the particular financial year, monitor the CSR activities undertaken by the Company. The whole details activities undertaken during the Financial year 2022-23 has been given in **Annexure -VII**.

Composition and Attendance of CSR Committee Meeting:

| Name of the Directors | Category | Position at the Committee | Number of Meeting attended |
|---|----------|---------------------------|----------------------------|
| Smt. Taral K. Patel | NED | Chairperson | 4/4 |
| Shri Kunjalbhai L. Patel | VC & MD | Member | 4/4 |
| Shri Jabal C. Lashkari (w.e.f 20 th June, 2022) | NED & I | Member | 3/3 |
| Ms. Visha S. Suchde (w.e.f 20 th June, 2022) | NED & I | Member | 3/3 |
| Smt. Paulomi J Lashkari* | NED & I | Member | 1/1 |

MD: Managing Director, VC: Vice Chairman, NED: Non-Executive Director, I: Independent Director

* Smt. Paulomi J Lashkari resigned from the office with effect from 2nd June, 2022.

The Committee met four times during the financial year ended 31st March, 2023, on 25th May, 2022, 12th August, 2022, 10th November, 2022 and 4th February, 2023.

(v) RISK MANAGEMENT COMMITTEE:

The terms of reference:

In compliance with Regulation 21 and Schedule II, Part D of the SEBI (LODR) Regulations, 2015, a Risk Management Committee of the Board has been constituted. The terms of reference of the Committee inter alia, include:

- 1) Formulation of detailed risk management policy which shall include:
 - (a) A framework for identification of internal and external risks specifically faced by the listed entity, in particular including financial, operational, sectoral, sustainability (particularly, ESG related risks), information, cyber security risks or any other risk as may be determined by the Committee.
 - (b) Measures for risk mitigation including systems and processes for internal control of identified risks.
 - (c) Business continuity plan.
- 2) Ensure that appropriate methodology, processes and systems are in place to monitor and evaluate risks associated with the business of the Company;
- 3) To monitor and oversee implementation of the risk management policy, including evaluating the adequacy of risk management systems;
- 4) Review of the risk management policy, at least once in two years, including by considering the changing industry dynamics and evolving complexity;
- 5) Keep the Board of Directors informed about the nature and content of its discussions, recommendations and actions to be taken;
- 6) Appointment, removal and terms of remuneration of the Chief Risk Officer (if any) shall be subject to review by the Risk Management Committee.

Composition and Attendance of Risk Management Committee Meeting:

| Name of the Directors | Category | Position at the Committee | Number of Meeting attended |
|--|----------|---------------------------|----------------------------|
| Shri Kanubhai S. Patel | C & MD | Chairman | 2/2 |
| Shri Kunjalbhai L. Patel | VC & MD | Member | 2/2 |
| Shri Hemant P. Shaparia | NED & I | Member | 2/2 |
| Smt. Taral K. Patel (w.e.f 25 th May, 2022) | NED | Member | 2/2 |

C: Chairman, MD: Managing Director, VC: Vice Chairman, NED: Non-Executive Director, I: Independent Director

The Committee met two times during the financial year ended 31st March, 2023, on 12th August, 2022 & 4th February, 2023.

4. REMUNERATION OF DIRECTORS:**All pecuniary relationship or transactions of the Non Executive Directors vis-à-vis the listed entity:**

Except sitting fees of attending Board meeting and Committee meeting, no other pecuniary relationship that Non Executive Directors have with the Company.

Criteria of making payments to Non Executive Directors:

The criteria being their attendance in Board and Committee meeting.

Disclosure with respect to remuneration:

(₹ in Lakhs)

| Name | Sitting Fees | Salary & Perquisite | Commission | Stock Option | Pension |
|--|--------------|---------------------|------------|--------------|---------|
| Shri Kanubhai S. Patel | Nil | 349.60 | 256.32 | Nil | Nil |
| Shri Kunjalbhai L. Patel | Nil | 326.92 | 200.00 | Nil | Nil |
| Shri Hemant P. Shaparia | 1.70 | Nil | Nil | Nil | Nil |
| Smt. Taral K. Patel | 1.60 | Nil | Nil | Nil | Nil |
| Shri Rajendra C. Patel | 0.35 | Nil | Nil | Nil | Nil |
| Smt. Paulomi J. Lashkari | 0.45 | Nil | Nil | Nil | Nil |
| Shri Jabal Lashkari (w.e.f 20 th June, 2022) | 1.45 | Nil | Nil | Nil | Nil |
| Ms. Visha Suchde (w.e.f 20 th June, 2022) | 1.45 | Nil | Nil | Nil | Nil |

Fixed Component / Performance Linked Incentive / Criteria:

During the year 2022-23, 1% of the net profit (profit before tax) of the Company paid to two Managing Directors of the Company respectively.

Service Contract / Notice Period / Severance Fees:

- The Contract of Service entered into by the Company with Shri Kanubhai S. Patel, Chairman & Managing Director, & Shri Kunjal L. Patel, Vice Chairman & Managing Director of the Company.
- In case of termination of the office of Managing Director before the expiry of the period of his appointment, the Managing Director shall be entitled to be paid compensation for loss of office, subject to the provisions of Section 202 and other applicable provisions of the Companies Act, 2013.

5. FAMILIARISATION PROGRAM FOR INDEPENDENT DIRECTORS:

The Independent Directors have been familiarised with the Company, their roles and responsibilities in the Company, nature of the Industry in which the Company operates, business model of the Company etc. The details of familiarisation programs imparted to the Independent Directors are put up on the website of the Company and can be accessed at <http://www.voltamtransformers.com/index.php/dashboard/policies>

6. THE FOLLOWING IS THE LIST OF CORE SKILLS/EXPERTISE/COMPETENCIES IDENTIFIED BY THE BOARD OF DIRECTORS AS REQUIRED IN THE CONTEXT OF ITS BUSINESS(ES) AND SECTOR(S) FOR IT TO FUNCTION EFFECTIVELY AND THOSE ACTUALLY AVAILABLE WITH THE BOARD:

- i. Knowledge - understand the Company's business, policies, and culture (including its mission, vision, values, goals, current strategic plan, governance structure, major risks and threats and potential opportunities) and knowledge of the industry in which the Company operates,
- ii. Behavioral Skills - attributes and competencies to use their knowledge and skills to function well as team members and to interact with key stakeholders,
- iii. Strategic thinking and decision making,
- iv. Financial Skills, insurance and leasing
- v. Technical/Professional skills and specialized knowledge to assist the ongoing aspects of the business, Retail Business
- vi. **Expertise / Skills of Directors:**

| Sr No. | Name of the Directors | Expertise / Skills |
|--------|---|---|
| 1 | Shri Kanubhai S. Patel | Strategic Business Management, Stakeholder Relationship, Marketing and Business Development, Finance, Accounting Taxation and Banking, Resource Planning, Corporate Affairs and also the General Management of the Company. |
| 2. | Shri Kunjalbhai L. Patel | General Management comprising of purchase and planning, technical aspects of quality, design, manufacturing technology aspects of transformers. |
| 3. | Smt. Taral K. Patel | Social Activities, Skill Development and Human Resource |
| 4. | Shri Hemant P. Shaparia | Financial and management consultancy services like capital raising, loan syndication, mergers and acquisition, foreign collaborations and joint ventures and corporate law matters. |
| 5. | Shri Jabal Lashkari (w.e.f 20 th June, 2022) | Insurance and leasing |
| 6. | Ms. Visha Suchde (w.e.f 20 th June, 2022) | Retails Business |

7. GENERAL BODY MEETINGS:

(A) Location and time where last three Annual General Meetings were held:

| Financial Year | Date | Time | Venue |
|----------------|----------------------------------|------------|--|
| 2021-22 | 12 th August, 2022 | 10:00 a.m. | Through Video Conference / Other Audio Visual Means. Deemed venue of Meeting is Registered Office of the Company situated at Makarpura, Vadodara - 390014 |
| 2020-21 | 30 th September, 2021 | 10:00 a.m. | |
| 2019-20 | 14 th August, 2020 | 10:00 a.m. | |

(B) Special Resolution passed in the last three Annual General Meetings ("AGM"):

| AGM No. | AGM Date | Details of Special Resolution Passed |
|------------------|----------------------------------|---|
| 55 th | 12 th August, 2022 | No Special Resolution was passed at 55 th AGM of the Company. |
| 54 th | 30 th September, 2021 | No Special Resolution was passed at 54 th AGM of the Company. |
| 53 rd | 14 th August, 2020 | <ol style="list-style-type: none"> 1. Reappointment of Shri Kanubhai S. Patel (DIN 0008395) as a Chairman and Managing Director of the Company for further period of five years with effect from 11.02.2020 to 10.02.2025. 2. Reappointment of Shri Hemant P. Shaparia (DIN: 00053392) as an Independent Director of the Company with effect from 18.03.2020 to 17.03.2025. 3. Appointment of Shri Vallabh N. Madhani (DIN: 02209006) as a Whole Time Director & CFO for a period starting from 14.08.2019 to 31.03.2022 |

(C) Postal Ballot:

| Details of Special Resolution | |
|-------------------------------|---|
| Resolution No. 1 | Appointment of Shri Jabal C. Lashkari (DIN: 00216994) as an Independent Director for the term of five consecutive years commencing from 20 th June, 2022 upto 19 th June, 2027. |
| Resolution No. 2 | Appointment of Ms. Visha Suchde (DIN: 05209312) as an Independent Director for the term of five consecutive years commencing from 20 th June, 2022 upto 19 th June, 2027. |

The Company had sought the approval of the shareholders by way of a Special Resolution through notice of postal ballot dated 18th June, 2022 for aforementioned two resolutions, which were duly passed with requisite majority and the results of which were announced on 2nd August, 2022. Mr. J J Gandhi (CoP No. FCS 2515) of J J Gandhi & Co, Practising Company Secretaries, was appointed as the Scrutinizer to scrutinize the postal ballot process by voting through electronic means only (remote e-voting) in a fair and transparent manner. Date of resolution passed through postal ballot is 31st July, 2022.

| Resolution No. | Votes in favor of Resolution | | | Votes in against of Resolution | | | Invalid Votes |
|----------------|------------------------------|-------------------------------------|--|--------------------------------|-------------------------------------|--|---------------|
| | Number of members voted | Number of valid votes cast (Shares) | Percentage of total number of valid votes cast | Number of members voted | Number of valid votes cast (Shares) | Percentage of total number of valid votes cast | |
| 1 | 192 | 8369748 | 94.81 | 12 | 458190 | 5.19 | 0 |
| 2 | 183 | 8792942 | 99.60 | 21 | 34996 | 0.40 | 0 |

Procedure for postal ballot: The postal ballot was carried out as per the provisions of Sections 108 and 110 and other applicable provisions of the Act, read with the Rules framed thereunder and read with the General Circular nos. 14/2020 dated 8th April, 2020, the General Circular No. 17/2020 dated 13th April, 2020, the General Circular No. 22/2020 dated 15th June, 2020, the General Circular No. 33/2020 dated 28th September, 2020, General Circular No. 39/2020 dated 31st December, 2020, General Circular No. 10/2021 dated 23rd June, 2021 and General Circular No. 20/2021 dated 8th December, 2021 respectively issued by the Ministry of Corporate Affairs.

(D) Special Resolution passed at the National Company Law Tribunal, Ahmedabad, (“NCLT”) convened meeting.

There is no special resolution passed at NCLT convened meeting during the year 2022-23.

8. LIST OF CREDIT RATINGS OBTAINED BY THE COMPANY DURING FINANCIAL YEAR 2022-23:

| BANK FACILITIES | RATING |
|---|----------------------------|
| Long term bank facilities (Fund based) | Care AA; Stable |
| Long term / Short term bank facilities (Non fund based) | Care AA; Stable /Care A1 + |

9. DISCLOSURES:**(A) Disclosure on materially significant related party transactions:**

There was no materially significant related party transaction during the year having potential conflict with the interest of the Company. Further, the policy on Related Party Transactions duly approved by the Board of Directors of the Company has been posted on the website of the Company <https://www.voltamptransformers.com/index.php/dashboard/policies>.

(B) Details of non-compliance by the Company, penalties and strictures imposed on the Company by the Stock Exchanges or SEBI or any Statutory Authorities or any matter related to capital markets during the last three years:

The Company has complied with all the requirements of the SEBI (Listing Obligations and Disclosure Requirements) Regulations, 2015 as well as regulations and guidelines of SEBI. No penalties have been levied or strictures have been passed by SEBI, Stock Exchange, or any Statutory Authority on the matters relating to the capital market, in the last three years.

(C) Whistle Blower Policy and affirmation that no personnel have been denied access to the Audit Committee:

The Company has adopted Whistle Blower Policy. The details in this regard have been mentioned in the Board's Report forming part of this Annual Report.

(D) Details of compliance with mandatory requirements and adoption of the non- mandatory requirements of this clause:

The Company has fully complied with mandatory requirements of the SEBI (Listing Obligations and Disclosure Requirements) Regulations, 2015.

(E) Confirmation that in the opinion of the Board, the Independent Directors fulfill the conditions specified in these Regulations and are Independent of the Management:

Based on the declaration submitted by the Independent Directors of the Company provided at the beginning of the Financial Year 2022-23, the Board hereby certify that all the Independent Directors appointed by the Company fulfill the conditions specified in these Regulations and are independent of the management.

(F) The details of total fees for all services paid by the Company to the statutory auditor are as under :

| Type of Service | Amount (₹) in lakhs |
|---------------------------|---------------------|
| Audit Fee | 11.50 |
| Reimbursement of expenses | 0.20 |
| Total | 11.70 |

(G) Outstanding global depository receipts or American depository receipts or warrants or any convertible instruments, conversion date and likely to impact on equity : NA

(H) Disclosure in relation to the Sexual Harassment of Women at Workplace (Prevention, Prohibition and Redressal) Act, 2013 : The details in this regard have been mentioned in the Board's Report forming part of this Annual Report.

10. MEANS OF COMMUNICATION:

(A) Quarterly Financial Results:

The quarterly/ annual financial results are published in the Business Standard/ the Financial Express (English daily) and Vadodara Samachar (Gujarati). The financial results and the official news releases are also placed on the Company's website www.voltamptransformers.com

(B) Official News Release:

The Company holds conference calls/ one to one meet with analysts and makes necessary presentation to appraise and make available the public information relating to the Company's working and future outlook.

11. GENERAL SHAREHOLDER INFORMATION:

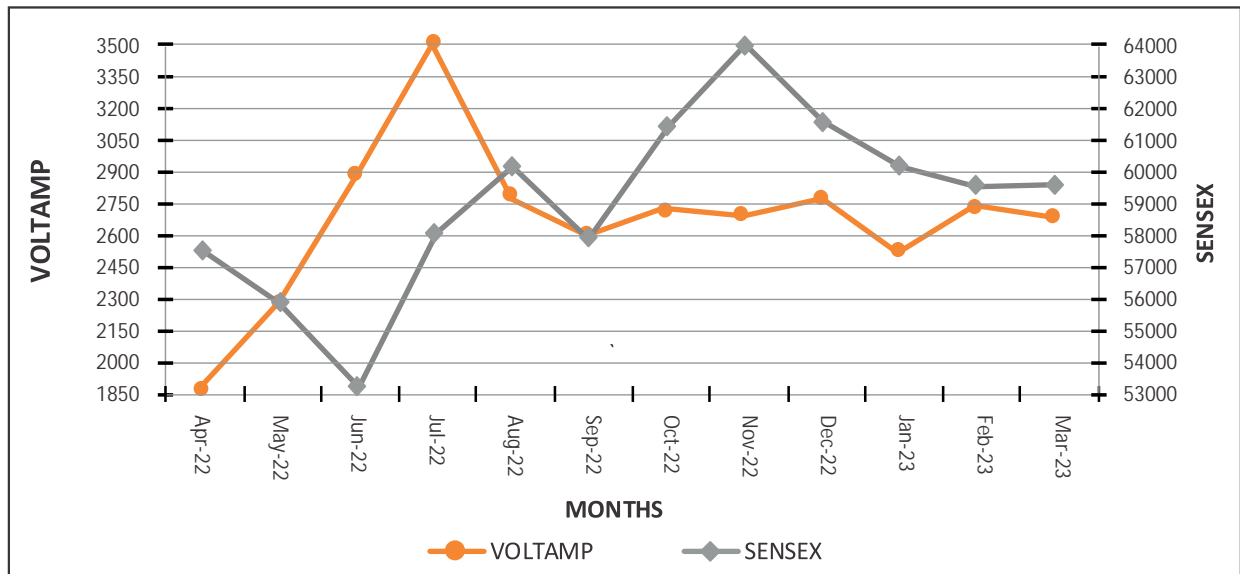
| | |
|--|--|
| i. Annual General Meeting: | Date : Monday, 7 th August, 2023 Time : 10:00 a.m. Venue : Via Video Conference / other audio visual means and the venue of the meeting shall be deemed to be the Registered office of the Company, situated at Makarpura, Vadodara – 390 014 |
| ii. Financial Year : | The Company follows April-March as its financial year. |
| iii. Date of Book Closure: | Tuesday, 01 st August, 2023 to Monday, 7 th August, 2023 |
| iv. Dividend Payment Date: | Within 30 days from the date on which the shareholders approve the dividend. |
| v. Listing on Stock Exchanges: | BSE Limited National Stock Exchange of India Limited (NSE) |
| Stock Code: | 532757 VOLTAMP-EQ |
| The Company has paid the listing fees for the Financial Year 2023-24 to the aforesaid Stock Exchanges. | |

| | | |
|-------|---|--|
| vi. | Registrar and Share Transfer Agents: | LINK INTIME INDIA PVT. LTD. B – 102 & 103, Shangrila Complex, 1 st Floor, Opp. HDFC Bank, Near Radhakrishna Char Rasta, Akota, Vadodara 390020. |
| vii. | Share Transfer System: | The Company's shares are being in compulsory demat list, are transferable through the depository system. |
| viii. | Plant Location: | Unit – I Makarpura, Vadodara, 390014, Gujarat, India. |
| | | Unit – II Village Vadadala, Jarod-Samlaya Road, Tehsil Savli, Dist.Vadodara, 391520, Gujarat, India. |
| ix. | Address for correspondence: | Voltamp Transformers Limited Makarpura, Vadodara, 390 014, Gujarat. Email id: vnm_ipo@voltamptransformers.com Website: www.voltamptransformers.com |
| x | Corporate Identification Number: | L31100GJ1967PLC001437 |
| xi. | Compliance Officer: | Shri Sanket Rathod , Company Secretary is the Compliance Officer of the Company and Secretary to all Committees of the Board. |

xiii. Market Price Data for the year 2022-23:

| PERIOD | BSE (₹) | | BSE SENSEX | | NSE (₹) | | NIFTY | |
|-----------------------|---------|---------|------------|----------|----------|----------|----------|----------|
| | High | Low | High | Low | High | Low | High | Low |
| April 2022 | 2141.00 | 1772.00 | 60845.1 | 56009.07 | 2,140.90 | 1,801.00 | 18114.65 | 16824.7 |
| May 2022 | 2401.7 | 1728.5 | 57184.21 | 52632.48 | 2,408.00 | 1,729.00 | 17132.85 | 15735.75 |
| June 2022 | 2970.55 | 2275.2 | 56432.65 | 50921.22 | 2,972.65 | 2,269.50 | 16793.85 | 15183.4 |
| July 2022 | 3548.4 | 2833.65 | 57619.27 | 52094.25 | 3,549.90 | 2,835.00 | 17172.8 | 15511.05 |
| August 2022 | 3686.00 | 2651.00 | 60411.2 | 57367.47 | 3,691.20 | 2,657.65 | 17992.2 | 17154.8 |
| September 2022 | 2849.9 | 2380.00 | 60676.12 | 56147.23 | 2,860.00 | 2,381.00 | 18096.15 | 16747.7 |
| October 2022 | 2858.55 | 2502.05 | 60786.7 | 56683.4 | 2,860.00 | 2,527.55 | 18022.8 | 16855.55 |
| November 2022 | 3044.95 | 2599.95 | 63303.01 | 60425.47 | 3,048.45 | 2,602.00 | 18816.05 | 17959.2 |
| December 2022 | 2784.9 | 2400.15 | 63583.07 | 59754.1 | 2,788.80 | 2,400.00 | 18887.6 | 17774.25 |
| January 2023 | 2771.00 | 2352.00 | 61343.96 | 58699.2 | 2,769.95 | 2,387.50 | 18251.95 | 17405.55 |
| February 2023 | 3163.95 | 2453.45 | 61682.25 | 58795.97 | 3,155.00 | 2,452.95 | 18134.75 | 17255.2 |
| March 2023 | 2834.2 | 2571.05 | 60498.48 | 57084.91 | 2,848.00 | 2,578.00 | 17799.95 | 16828.35 |

(xiii) Performance in comparison to broad-based indices BSE Sensex:

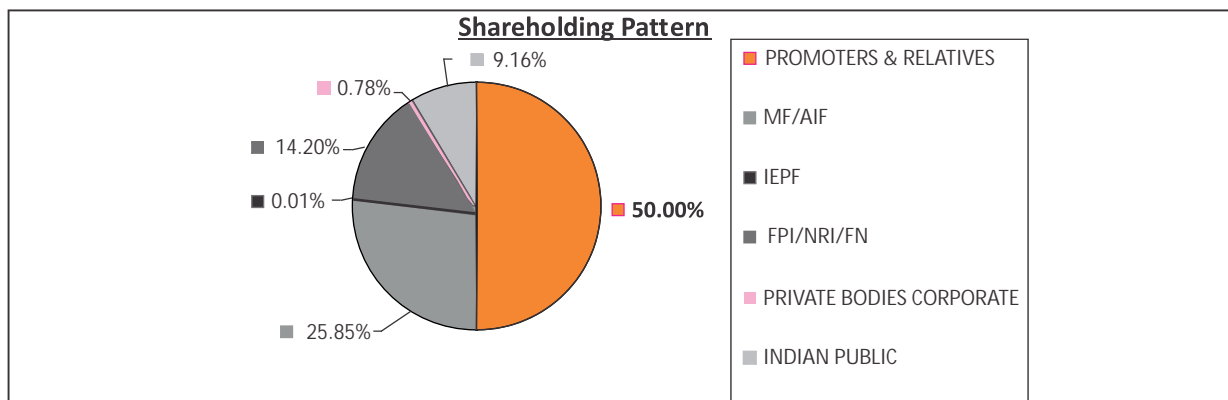


(xiv) Dematerialization of shares and liquidity:

The shares of the Company are available under dematerialized form with National Securities Depository Limited (NSDL) and Central Depository Services (India) Limited (CDSL). The Company's equity shares are compulsorily traded in the dematerialized form. The code number allotted by NSDL and CDSL to your Company is INE540H01012.

(xv) Shareholding Pattern as on 31st March, 2023:

| Sr. No. | Category | No. of Shares Held | % to total Shareholding |
|---------|--|--------------------|-------------------------|
| 1. | Promoters and their Relatives | 5058562 | 50.00 |
| 2. | Mutual fund/ Alternate Investment Fund | 2615181 | 25.85 |
| 3. | Foreign Portfolio Investors | 1382009 | 13.66 |
| 5. | NRI & Foreign National | 53674 | 0.53 |
| 6. | IEPF | 1299 | 0.01 |
| 7. | Indian Public | 927073 | 9.16 |
| 8. | Private Bodies Corporate | 79093 | 0.78 |
| | Total | 10117120 | 100.00 |



(xvi) Distribution of Shareholding as on 31st March, 2023:

| Sr. No. | No. of Equity Shares held | No. of Shareholders | % of Shareholder | No. of Shares held | % of Shareholding |
|---------|---------------------------|---------------------|------------------|--------------------|-------------------|
| 1. | 1 - 500 | 24555 | 98.5788 | 631443 | 6.24 |
| 2. | 501 - 1000 | 180 | 0.7226 | 137588 | 1.36 |
| 3. | 1001 - 2000 | 87 | 0.3493 | 123726 | 1.22 |
| 4. | 2001 - 3000 | 21 | 0.0843 | 53418 | 0.53 |
| 5. | 3001 - 4000 | 13 | 0.0522 | 45156 | 0.45 |
| 6. | 4001 - 5000 | 7 | 0.0281 | 32156 | 0.32 |
| 7. | 5001 - 10000 | 16 | 0.0642 | 123694 | 1.22 |
| 8. | 10001 - above | 30 | 0.1204 | 8969939 | 88.66 |
| | Total | 24909 | 100.00 | 10117120 | 100.00 |

(xvii) Disclosure with respect to shares lying in suspense account : NA**(xviii) Explanation in case of securities suspended from trading :** NA**(xix) Compliance with discretionary requirement :** Internal auditor reporting directly to the Audit Committee

Place : Vadodara
Date : 25th May, 2023

Kanubhai S. Patel
Chairman & Managing Director
DIN: 0008395

DECLARATION ON CODE OF CONDUCT

[Regulation 34(3) read with Schedule V (Part D) of the SEBI (Listing Obligations and Disclosure Requirements) Regulations, 2015]

The Company has in place a Code of Conduct applicable to the Board Members as well as the Senior Management and that the same has been hosted on the Company's website <http://www.voltamptransformers.com/index.php/dashboard/codeconduct>. All the Board Members and the Senior Management Personnel have affirmed compliance with the Code of Conduct as on 31st March, 2023. The declaration signed by the Chairman & Managing Director of the Company is given below:

"I, Kanubhai S. Patel, Chairman & Managing Director of the Company, hereby declare that all Board Members and Senior Management Personnel of the Company have affirmed the compliance of the Code of Conduct during the Financial Year ended 31st March, 2023."

Place : Vadodara
Date : 25th May, 2023

Kanubhai S. Patel
Chairman & Managing Director
DIN : 0008395

MANAGING DIRECTOR AND CFO CERTIFICATION

To
The Board of Directors
Voltamp Transformers Limited
Makarpura, Vadodara.

We certify that:

- A. We have reviewed financial statements and the cash flow statement of Voltamp Transformers Ltd. for the year ended 31st March, 2023 and that to the best of our knowledge and belief:
- (1) these statements do not contain any materially untrue statement or any material fact or contain statements that might be misleading;
 - (2) these statements together present a true and fair view of the Company's affairs and are in compliance with existing accounting standards, applicable laws and regulations.
- B. There are, to the best of our knowledge and belief, no transactions entered into by the Company during the year which are fraudulent, illegal or violative of the Company's code of conduct.
- C. We accept responsibility for establishing and maintaining internal controls for financial reporting and that we have evaluated the effectiveness of internal control systems of the Company pertaining to financial reporting and we have disclosed to the auditors and the audit committee, deficiencies in the design or operation of such internal controls, if any, of which we are aware and the steps we have taken or propose to take to rectify these deficiencies.
- D. We have indicated to the auditors and the Audit committee
- (1) significant changes in internal control over financial reporting during the year;
 - (2) significant changes in accounting policies during the year and that the same have been disclosed in the notes to the financial statements; and
 - (3) instances of significant fraud of which we have become aware and the involvement therein, if any, of the management or an employee having a significant role in the Company's internal control system over financial reporting.

Place : Vadodara
Date : 25th May, 2023

Kanubhai S. Patel
Chairman & Managing Director
DIN : 0008395

Shailesh Prajapati
Chief Financial Officer

DECLARATION

This is to confirm that for the year 2022-23, all Board members and senior management personnel have affirmed compliance with the code of conduct of Voltamp Transformers Limited.

Place : Vadodara
Date : 25th May, 2023

Kanubhai S. Patel
Chairman & Managing Director
DIN : 0008395

Sanket Rathod
Company Secretary

CERTIFICATE OF NON-DISQUALIFICATION OF DIRECTORS

(Pursuant to Regulation 34(3) and Schedule V Para C clause (10)(i) of the SEBI (Listing Obligations and Disclosure Requirements) Regulations, 2015)

To,
The Members of
Voltamp Transformers Limited,
Makarpura, Vadodara – 390014 Gujarat

We have examined the relevant registers, records, forms, returns and disclosures received from the Directors of Voltamp Transformers Limited, having CIN L31100GJ1967PLC001437 and having registered office at Makarpura, Vadodara 390014 Gujarat (hereinafter referred to as 'the Company'), produced before us by the Company for the purpose of issuing this Certificate, in accordance with Regulation 34(3) read with Schedule V Para-C Sub clause 10(i) of the Securities Exchange Board of India (Listing Obligations and Disclosure Requirements) Regulations, 2015.

In our opinion and to the best of our information and according to the verifications (including Directors Identification Number (DIN) status at the portal www.mca.gov.in) as considered necessary and explanations furnished to us by the Company and its officers, we hereby certify that none of the Directors on the Board of the Company as stated below for the Financial Year ending on 31st March, 2023 have been debarred or disqualified from being appointed or continuing as Directors of companies by the Securities and Exchange Board of India, Ministry of Corporate Affairs, or any such other Statutory Authority.

| Sr. No. | Name of Directors | DIN | Date of appointment in Company |
|---------|-----------------------------------|----------|--------------------------------|
| 1. | Mr. Kunjal Lalitkumar Patel | 00008354 | 04/06/1994 |
| 2. | Mr. Kanubhai Shakrabhai Patel | 00008395 | 11/02/2010 |
| 3. | Ms. Taral Kunjal Patel | 00023066 | 14/08/2020 |
| 4. | Mr. Hemant Pravinchandra Shaparia | 00053392 | 18/03/2015 |
| 5. | Mr. Jabal Lashkari Chandravadan | 00216994 | 20/06/2022 |
| 6. | Ms. Visha Sharad Suchde | 05209312 | 20/06/2022 |

Ensuring the eligibility of for the appointment / continuity of every Director on the Board is the responsibility of the management of the Company. Our responsibility is to express an opinion on these based on our verification.

This certificate is neither an assurance as to the future viability of the Company nor of the efficiency or effectiveness with which the management has conducted the affairs of the Company.

for J. J. Gandhi & Co.
Practising Company Secretaries
J. J. Gandhi
Proprietor
FCS No. 3519 and CP No. 2515
P R No. 1174/2021
UDIN No. F003519E000427602

Place: Vadodara
Date: 30th May, 2023

Independent Auditors' Certificate on Corporate Governance

[pursuant to Schedule V - Part E of SEBI (Listing Obligations and Disclosure Requirements) Regulations, 2015]

To,
The Members,
Voltamp Transformers Limited

1. We, **CNK & Associates, LLP** Chartered Accountants, the Statutory Auditors of **Voltamp Transformers Limited** ("the Company"), have examined the compliance of conditions of Corporate Governance by the Company, for the year ended on March 31, 2023, as stipulated in regulations 17 to 27 and clauses (b) to (i) of regulation 46(2) and para C and D of Schedule V of the SEBI (Listing Obligations and Disclosure Requirements) Regulations, 2015 ("SEBI Listing Regulations").

Managements' Responsibility

2. The compliance of conditions of Corporate Governance is the responsibility of the Management. This responsibility includes the design, implementation and maintenance of internal control and procedures to ensure the compliance with the conditions of the Corporate Governance stipulated in the SEBI Listing Regulations.

Auditors' Responsibility

3. Our responsibility is limited to examining the procedures and implementation thereof, adopted by the Company for ensuring the compliance of the conditions of the Corporate Governance. It is neither an audit nor an expression of opinion on the financial statements of the Company.
4. We have examined the books of account and other relevant records and documents maintained by the Company for the purpose of providing reasonable assurance on the compliance with Corporate Governance requirements by the Company.
5. We have carried out an examination of the relevant records of the Company in accordance with the Guidance Note on Certification of Corporate Governance issued by the Institute of Chartered Accountants of India (the ICAI), the Standards on Auditing specified under Section 143(10) of the Companies Act, 2013, in so far as applicable for the purpose of this certificate and as per the Guidance Note on Reports or Certificates for Special Purposes issued by the ICAI which requires that we comply with the ethical requirements of the Code of Ethics issued by the ICAI.
6. We have complied with the relevant applicable requirements of the Standard on Quality Control (SQC) 1, Quality Control for Firms that Perform Audits and Reviews of Historical Financial Information, and Other Assurance and Related Services Engagements.

Opinion

7. Based on our examination of the relevant records and according to the information and explanations provided to us and the representations provided by the Management, we certify that the Company has complied with the conditions of Corporate Governance as stipulated in regulations 17 to 27 and clauses (b) to (i) of regulation 46(2) and para C and D of Schedule V of the SEBI Listing Regulations during the year ended March 31, 2023.
8. We state that such compliance is neither an assurance as to the future viability of the Company nor of the efficiency or effectiveness with which the Management has conducted the affairs of the Company.

For **CNK & Associates, LLP**
Chartered Accountants
FRN No. : 101961W/W-100036

Pareen Shah
Partner
Membership No. 125011
UDIN No. 23125011BGTMIX2282

Place : Vadodara
Date : 25th May, 2023

ANNEXURE - IV TO THE DIRECTORS' REPORT MANAGEMENT DISCUSSION AND ANALYSIS

ECONOMY / INDUSTRY OVERVIEW:

The Indian economy continues to stay resilient amidst geopolitical uncertainties, slowing global trade, disrupted supply chains, volatile commodity prices and rising interest rates. There is visible tax buoyancy in the country today enabling the Government to pursue its targeted capex plans. Elsewhere, major parts of the global economy continue to tread in turbulent waters due to policy tightening, high inflation, worsening financial conditions and continued trade disruptions due to the ongoing Russia-Ukraine conflict.

The capital investment cycle is expected to unfold in India with the strengthening of the balance sheet of corporates. Resilient domestic demand is expected to drive industrial output going ahead. Improving capacity utilization and robust credit growth in the industry point to bright prospects of CAPEX investments by private sector.

The PLI Schemes of the Government are expected to incentivize private players, both domestic and foreign, to set up manufacturing facilities in an environment of improving demand conditions and business confidence. Lastly, the relatively stable financial system will facilitate disbursement of credit towards investment programmes in the future.

Private CAPEX in India is expected to gain pace over the medium term, supported by general uptick in macroeconomic activity and supportive policy measures in place such as PLI, Atmanirbhar Bharat and the China + 1 strategy adopted by countries. The investments would also be made in export oriented sectors due to policy tailwinds. Some of the key sectors that will see CAPEX coming in the next few fiscals include oil & gas, auto and auto components, metals, cement, data centers, scrappage centers, recycling facilities, textiles, chemicals, construction sector, renewable energy and charging infrastructure among others. Additionally PLI incentive would further spur significant CAPEX in certain sectors such as solar photovoltaic modules, advanced chemistry cells batteries and textiles.

According to the Economic Survey, India saw private investments of ₹ 3.3 trillion in the first six months of FY:23, up 50% from ₹ 2.2 trillion a year earlier. This increased capital expenditure in the first half is the best in five years and comes after the economy witnessed a slowdown in such spending in FY 20 and FY 21 when Companies were reeling under the pressure of decline in demand and slower economic growth amid the Covid-19 pandemic. Also the amount of capital expenditure nearly doubled in past five years.

OUTLOOK FOR THE COMPANY:

The Union Budget 2023-24 clearly signals a move to return India to a higher growth trajectory. The budget focused on all aspects that can help India grow including agriculture, infrastructure capital outlay, MSMEs, Green energy and tourism. The Finance Minister in the Budget 2023-24 proposed 37 percent rise in capital expenditure versus the revised estimate of 2022-23 plus another 13.6 percent hike in grants in aid to State Governments to create capital assets. These together have raised effective capital expenditure for 2023-24 to ₹ 13.70 trillion, a massive amount that has never been allocated before. The focus on roads, metro, railways, power and urban infrastructure will boost the construction sector, which in turn feeds over 250 allied Industries including transformers. The production linked incentive scheme across 14 champion sectors could spur large scale domestic manufacturing and jobs, and create thriving electronics and autos industries among others – while stimulating the green economy. The allocation for PLI Schemes plus ₹ 76000 crore for the semi conductor industry will push investment in manufacturing sector in medium term. The Government has identified 100 critical infrastructure projects for last and first mile connectivity at an investment of ₹ 75000 crore. In addition there is a plan to add 50 airports, heliports and aerodromes. An amount of ₹ 240000 crore has also been provided for the Indian railways.

The continued thrust on capital expenditure is likely to boost the order books of capital goods companies, including EPC firms. Higher allocations for reforms linked, result oriented CAPEX scheme, allocation of ₹ 35000 crore towards energy transition will also support growth prospects of the capital goods sector players.

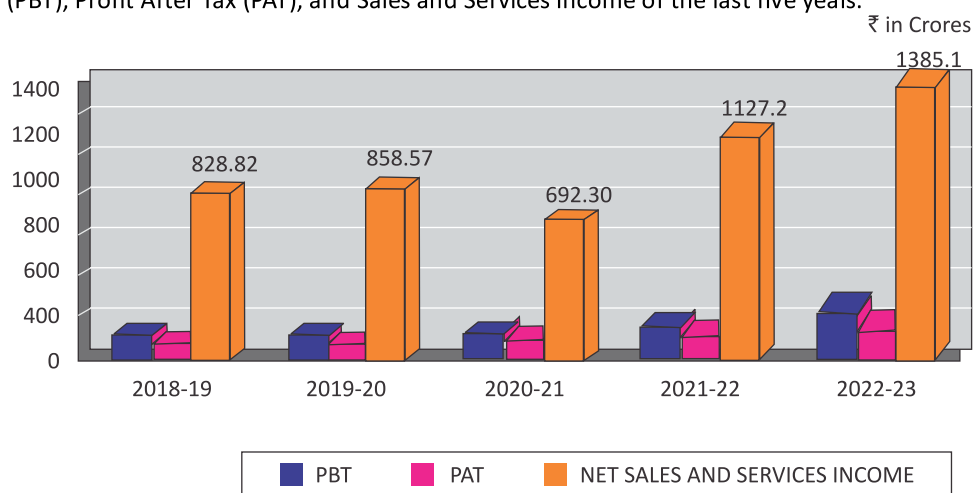
The overall increase in capital expenditure will also create long term benefits paving the way for recovery. The development of urban infrastructure in tier -II and III cities will increase the demand for infrastructure projects considering significant investment in projects like railways, roads, power etc., consumer appliances and heating, ventilation and air conditioning systems. Defence is another sector that is craving for private sector investments. Investments in infrastructure such as data centers would also pick up pace over the near to medium term. Regulatory and policy push for environmental related infrastructure such as scrappage centers, recycling facilities, renewable energy and charging infrastructure among others to

enable compliance to these policies. All these allocations eventually will have positive impact on the Company business, as and when execution take place on ground.

The Company at present is witnessing good enquiry pipeline in its market segments. However, with hardening interest rate and demand slowdown in advanced economies, planned CAPEX of corporates catering export market do run the risk of slow down/deferment in few sectors like Chemical / Speciality Chemicals and textiles.

FINANCIAL PERFORMANCE OF THE COMPANY DURING THE LAST FIVE YEARS:

Profit Before Tax (PBT), Profit After Tax (PAT), and Sales and Services Income of the last five years.



The Company has achieved net sales and service revenue of ₹ 1385.10 Crores as compared to ₹ 1127.20 crores in the previous year and the PBT increased to ₹ 260.36 crores as compared to ₹ 173.20 crores in the previous year and PAT increased to ₹ 200.49 crores as compared to ₹ 133.28 crores in the previous year.

FACTORS AFFECTING OUR FUTURE RESULTS OF OPERATIONS:

The major factors affecting future results of operations of your Company are the currency fluctuation, competitive pressures from local as well as International competitors, Govt. policies on power and infrastructure sectors and project implementation, large unutilized capacity in Industry, aggressive pricing, continuing and highly volatile raw material prices and timely availability of imported raw materials at budgeted cost.

HUMAN RESOURCES/ INDUSTRIAL RELATIONS:

The Company continue its focus on development of human resources. The Company is a firm believer that its employees are its strength and the Company therefore respects individual rights and dignity of all its employees. The relations of the management with employees during the year continued to be cordial. Learning and development has been strengthened to bring value addition in the employee and to enhance team building leading towards success. The Company focuses on providing the employees, employee - friendly environment and culture and career growth opportunities.

INTERNAL CONTROL SYSTEMS:

The Company has in place, commensurate with the size and complexity of Company's business operation, effective internal control systems and policies for compliance of laws and to safeguard the interest of the Company. The Company maintains a system of internal controls designed to provide reasonable assurance regarding the efficiency and reliability of operations and for safeguarding the assets of the Company and for ensuring appropriate recording and reporting of financial information for ensuring reliability of financial controls and for ensuring compliance of applicable laws and regulations.

The internal financial controls are adequate and are operating effectively and there are proper systems in place to ensure compliance with the provisions of all applicable laws and such systems are adequate and operating effectively.

The internal audit covers a wide variety of operational matters and ensures compliance with specific standards with regard to reliability and suitability of policies and procedures.

The internal auditors report to the top management through CFO and continuously monitor adherence to laid down systems and policies. Services of internal auditors are being outsourced through established audit firm. The systems are regularly reviewed and modified for changes in operating and regulatory requirements.

The Audit Committee reviews the adequacy and effectiveness of internal control systems and suggests improvement for strengthening the same from time to time.

RISKS & CONCERNS:

Currently the geo-political situation, volatile commodity prices be crucial parameter to watch while forecasting upcoming businesses opportunities. Volatility in major material prices is also an area of concern adversely impacting fixed price orders for transformers. The wide fluctuation of rupee against US Dollars also affects margin since the key raw materials, viz. copper, transformer oil, special steels for lamination, etc., are of import origin.

STRENGTH:

The Company is debt free since many years and having a good amount of investments of its surplus funds in diversified portfolios, viz. debt and equity mutual funds, Government Securities, bonds, debentures, fixed deposits, tax-free bonds, etc. and the Company has efficient working capital management. The Company has a diverse industrial client base and not dependent on any particular industry segment or region to book orders. Continuity of senior level management staff in service with long duration allows the Company to handle larger volume of business with comparatively less risk.

DETAILS OF SIGNIFICANT CHANGES IN KEY FINANCIAL RATIOS:

In accordance with the SEBI (Listing Obligations and Disclosure Requirements 2018) (Amendment) Regulations, 2018, the company is required to give details of significant changes (change of 25% or more as compared to the immediately previous financial year) in key sector specific financial ratios.

KEY FINANCIAL RATIOS:

| Sr No. | Particulars | Numerator | Denominator | FY 2022-23 | FY 2021-22 | % Variance | Reasons for variance (if +/- 25%) |
|--------|---|-------------------------------------|------------------------------|------------|------------|------------|---|
| 1 | Current Ratio (in times) | Current Asset | Current Liabilities | 4.90 | 4.80 | 2.15% | NA |
| 2 | Debt-Equity Ratio | Total Debt | Shareholder's Equity | NA | NA | NA | NA |
| 3 | Debt Service Coverage Ratio | Earnings available for debt service | Debt Service | NA | NA | NA | NA |
| 4 | Return on Equity Ratio (in %) | Net Profits after taxes | Average Shareholder's Equity | 19.51% | 14.96% | 30.46% | Due to increase in profit |
| 5 | Inventory Turnover Ratio (in times) | Cost of Goods Sold | Average Value of Inventory | 5.38 | 5.21 | 3.17% | NA |
| 6 | Trade Receivables turnover ratio (in times) | Revenue From Operations | Average Trade Receivable | 6.65 | 6.24 | 6.46% | NA |
| 7 | Trade Payable turnover ratio (in times) | Cost of sales+ Other expense | Average Trade Payable | 447.97 | 216.52 | 106.89% | Fast clearances of vendor dues by offering immediate payment against supplies under cash discount scheme. |
| 8 | Net capital turnover ratio (in times) | Revenue From Operations | Working Capital | 3.48 | 2.82 | 23.66% | NA |
| 9 | Net profit ratio (in %) | Net profit After Tax | Total Income | 14.03% | 11.35% | 23.58% | NA |

| Sr No. | Particulars | Numerator | Denominator | FY 2022-23 | FY 2021-22 | % Variance | Reasons for variance (if +/- 25%) |
|--------|-----------------------------------|------------------------|--------------------|------------|------------|------------|---|
| 10 | Return on Capital employed (in %) | EBIT | Capital Employed | 23.57% | 18.44% | 27.81% | Due to increase in profit |
| 11 | Return on Investment (in %) | Income from Investment | Average Investment | 5.58% | 7.46% | -25.25% | Due to planned switchover from equity to debt holdings and decline in fair value gain as compared to previous year. |

LAST 10 YEARS FINANCIAL HIGHLIGHTS:

| Year ended 31 st March (₹ in crores) | FY14 | FY15 | FY16 | FY17 | FY18 | FY19 | FY20 | FY 21 | FY 22 | FY 23 |
|--|---------------|---------------|---------------|---------------|---------------|---------------|---------------|---------------|-----------------|-----------------|
| Net Sales (A) | 444.78 | 516.89 | 563.30 | 610.94 | 639.02 | 828.83 | 858.58 | 692.30 | 1,127.20 | 1,385.10 |
| Expenditure (B) | 429.81 | 497.14 | 525.89 | 550.75 | 573.00 | 735.25 | 744.84 | 615.28 | 988.21 | 1,154.23 |
| EBITDA (C=A-B) | 14.97 | 19.75 | 37.41 | 60.18 | 66.02 | 93.58 | 113.74 | 77.03 | 139.00 | 230.87 |
| Interest & Bank Charges (D) | 0.37 | 0.30 | 0.43 | 0.51 | 0.56 | 0.00 | 0.00 | 0.01 | 0.80 | 0.89 |
| Depreciation ('E) | 7.13 | 7.22 | 5.98 | 5.82 | 5.99 | 7.15 | 8.99 | 8.85 | 7.94 | 9.69 |
| Other Income (F) | 26.74 | 21.16 | 28.29 | 38.98 | 40.67 | 36.25 | 8.61 | 72.29 | 42.95 | 40.07 |
| PBT (G=C-D-E+F) | 34.21 | 33.39 | 59.29 | 92.83 | 100.14 | 122.68 | 113.36 | 140.46 | 173.21 | 260.36 |
| Tax (H) | 7.92 | 4.98 | 15.31 | 20.62 | 26.66 | 37.84 | 23.98 | 28.24 | 40.37 | 60.42 |
| PAT (I=G-H) | 26.29 | 28.41 | 43.98 | 72.21 | 73.48 | 84.84 | 89.38 | 112.22 | 132.84 | 199.94 |
| Other Comprehensive Income/(Expense) (OCI) (J) | ---- | ---- | ---- | (0.35) | (0.11) | 0.05 | (0.44) | (1.00) | 0.45 | 0.55 |
| TOTAL OCI (K=I+J) | 26.29 | 28.41 | 43.98 | 71.86 | 73.37 | 84.89 | 88.94 | 111.22 | 133.29 | 200.49 |
| Key Ratios (%) | FY14 | FY15 | FY16 | FY17 | FY18 | FY19 | FY20 | FY 21 | FY 22 | FY 23 |
| EBITDA Margin (L=C/A*100) | 3.37 | 3.82 | 6.64 | 9.85 | 10.33 | 11.29 | 13.25 | 11.19 | 12.33 | 16.67 |
| Net Margin (M=K/(A+F)*100) | 5.58 | 5.28 | 7.43 | 11.06 | 10.79 | 9.81 | 10.26 | 14.54 | 11.39 | 14.07 |

CAUTIONARY STATEMENT:

Statements in this report on Management Discussion and Analysis relating to the Company's objectives, projections, estimates, expectations or prediction may be forward looking within the meaning of applicable securities laws and regulations. These statements are based on certain assumptions and expectations of future events. By their nature, forward-looking statements require the company to make assumptions and are subject to change based on risks and uncertainties. Actual results might differ materially from those expressed or implied depending upon factors such as climatic conditions, global and domestic demand-supply conditions, finished goods prices, raw materials cost and availability, foreign exchange market movements, changes in Government regulations and tax structure, economic and political developments within India and the countries with which the Company has business and other factors such as litigation and industrial relations. The Company assumes no responsibility in respect of forward looking statements herein which may undergo changes in future on the basis of subsequent developments, information or events.

ANNEXURE - V TO THE DIRECTORS' REPORT SECRETARIAL AUDIT REPORT

(For the Financial year ended on 31st March, 2023)

[Pursuant to section 204(1) of the Companies Act, 2013 and Rule No. 9 of the Companies (Appointment and Remuneration of Managerial Personnel) Rules, 2014]

**To,
The Members,
Voltamp Transformers Limited,
Makarpura, Vadodara,**

Dear Sirs,

We have conducted the secretarial audit of the compliance of applicable statutory provisions and the adherence to good corporate practice by **Voltamp Transformers Limited (CIN L31100GJ1967PLC001437)** (hereinafter called "the Company"). Secretarial Audit was conducted in a manner that provided us a reasonable basis for evaluating the corporate conducts/statutory compliances and expressing our opinion thereon.

Based on our verification of the Company's books, papers, minutes books, forms and returns filed and other records maintained by the Company and also the information provided by the Company, its officers, agents and authorized representatives during the conduct of secretarial audit, we hereby report that in our opinion, the Company has, during the audit period covering the financial year ended on **31st March, 2023**, complied with the statutory provisions listed hereunder and also that the Company has proper Board processes and compliance mechanism in place to the extent, in the manner and subject to the reporting made hereinafter:

We have examined the books, papers, minute books, forms and returns filed and other records maintained by the Company, for the financial year ended on **31st March, 2023**, according to the provisions of:

1. The Companies Act, 2013 (the Act) and the rules made thereunder.
2. The Securities Contracts (Regulation) Act, 1956 ('SCRA') and the rules made thereunder;
3. The Depositories Act, 1996 and the Regulations and Bye-laws framed thereunder;
4. Foreign Exchange Management Act, 1999 and the rules and regulations made thereunder to the extent of Foreign Direct Investment and Overseas Direct Investment and External Commercial Borrowings. - As reported to us there were no FDI, ODI and ECB transactions in the Company during the Audit period.
5. The following Regulations and Guidelines prescribed under the Securities and Exchange Board of India Act, 1992 ('SEBI Act').
 - A. The Securities and Exchange Board of India (Substantial Acquisition of Shares and Takeovers) Regulations, 2011.
 - B. The Securities and Exchange Board of India (Prohibition of Insider Trading) Regulations, 2015.
 - C. The Securities and Exchange Board of India (Issue of Capital and Disclosure Requirements) Regulations, 2018 - Not Applicable to the Company during the Audit Period.
 - D. Securities and Exchange Board of India (Share Based Employee Benefits and Sweat Equity) Regulations, 2021 - Not Applicable to the Company during the Audit Period.
 - E. The Securities and Exchange Board of India (Issue and Listing of Non-Convertible Securities) Regulations, 2021 - Not Applicable to the Company during the Audit Period.
 - F. The Securities and Exchange Board of India (Registrars to an Issue and Share Transfer Agents) Regulations, 1993. - The Company is not registered as Registrar to Issue and Share Transfer Agent.
 - G. The Securities and Exchange Board of India (Delisting of Equity Shares) Regulations, 2021. - Not Applicable to the Company during the Audit Period.
 - H. The Securities and Exchange Board of India (Buyback of Securities) Regulations, 2018. - Not Applicable to the Company during the Audit Period.

6. Further, as per representation of management letter, considering its nature of business, process and location, the following Acts are specifically applicable to the Company. There are adequate systems and processes in the company to monitor and ensure compliance.

1. The Environment (Protection) Act, 1986
2. The Air (Prevention and Control of Pollution) Act, 1981
3. The Water (Prevention and Control of Pollution) Act, 1974

We have also examined compliance with the applicable clauses of the following:

- (i) The Mandatory Secretarial Standards (SS-1 and SS-2) issued by The Institute of Company Secretaries of India.
- (ii) The Securities and Exchange Board of India (Listing Obligations and Disclosure Requirements) Regulations, 2015 and amendments made thereunder.

During the period under review the Company has complied with the provisions of the Act, Rules, Regulations, Guidelines, Standards mentioned above.

We further report that;

The Board of Directors of the Company is duly constituted with proper balance of Executive Directors, Non-Executive Directors and Independent Directors. The changes in the composition of the Board of Directors that took place during the year under review were carried out in compliance with the provisions of the Act.

Adequate notice is given to all directors to schedule the Board Meetings, agenda and detailed notes on agenda were sent atleast seven days in advance, and a system exists for seeking and obtaining further information and clarifications on the agenda items before the meeting and for meaningful participation at the meeting.

We further report that as per the minutes of the meetings duly recorded and signed by the Chairman, the decisions were carried at meetings without any dissent.

We further report that there are adequate systems and processes in the Company commensurate with the size and operations of the Company to monitor and ensure compliance with applicable laws, rules, regulations and guidelines.

Place : Vadodara
Date : 25th May, 2023

For J. J. Gandhi & Co.
Practicing Company Secretaries
(J. J. Gandhi)
Proprietor
FCS No. 3519 and CP No. 2515
P R No. 1174/2021
UDIN number F003519E000360326

This report is to be read with our letter of even date which is annexed as **Annexure** and forms an integral part of this report.

Annexure to Secretarial Audit Report

Date: 25th May, 2023

**To,
The Members,
Voltamp Transformers Limited,
Makarpura, Vadodara.**

Our report of even date is to be read along with this letter.

1. Maintenance of secretarial record is the responsibility of the management of the company. Our responsibility is to express an opinion on these secretarial records based on our audit.
2. We have followed the audit practices and the processes as were appropriate to obtain reasonable assurance about the correctness of the contents of the secretarial records. The verification was done on test basis to ensure that correct facts are reflected in secretarial records. We believe that the processes and the practices, we followed provided a reasonable basis for our opinion.
3. We have not verified the correctness and appropriateness of financial records and Books of Accounts of the company. The Compliance of applicable financial laws like direct and indirect laws have not been reviewed in this Audit since the same have been subject to review by Statutory Financial Audit and Other designated professionals.
4. Wherever required, we have obtained the Management representation about the compliance of laws, rules and regulations and happening of events etc.
5. The compliance of the provisions of corporate and other applicable laws, rules, regulations, standards is the responsibility of management. Our examination was limited to the verification of procedures on test basis.
6. The Secretarial Audit report is neither an assurance as to the future viability of the company nor of the efficacy or effectiveness with which the management has conducted the affairs of the company.

**For J. J. Gandhi & Co.
Practicing Company Secretaries
(J. J. Gandhi)
Proprietor
FCS No. 3519 and CP No. 2515**

ANNEXURE VI TO THE DIRECTORS' REPORT

NOMINATION AND REMUNERATION POLICY

Voltamp Transformers Limited ("the Company") has constituted Nomination and Remuneration Committee ("Committee") pursuant to the provisions of section 178 of the Companies Act, 2013 and rules made thereunder and clause 40 of the Listing Agreement. This Policy has been formed for nomination and deciding remuneration of Directors, Key Managerial Personnel (KMP) and other employees of the Company, by the Nomination and Remuneration Committee and approved by the Board of Directors at their respective meetings held on 20th May, 2015.

OBJECTIVE

The Policy has been formed with an objective that the remuneration of Directors, Key Managerial Personnel (KMP) and other employees of the Company is appropriate considering short and long term performance objectives appropriate to the working of the Company and the same is suitable based on the Company's size, financial position and practices prevailing in peer companies in the industries, with a view to ensure long term sustainability of the Company.

APPLICABILITY

The Remuneration Policy shall be applicable to all Directors, KMPs and Other employees, present as well as future and shall be of guidance for the Board.

SCOPE & FUNCTIONS

The Committee shall identify persons who are qualified to become Directors and who may be appointed in senior management, in accordance with the criteria laid down, and recommend to the Board, their appointment and removal and shall carry out evaluation of every Director's performance.

The Committee shall ensure that

- The level and composition of remuneration is reasonable and sufficient to attract, retain and motivate Directors of the quality required to run the Company successfully;
- Relationship of remuneration to performance is clear and meets appropriate performance benchmarks; and
- Remuneration to Directors, Key Managerial Personnel and officials working at senior management level involves a balance between fixed and incentive pay reflecting short and long-term performance objectives appropriate to the working of the company and its goals.

RETIREMENT & REMOVAL

The Director, KMP and other employees of the Company, shall retire as per the applicable provisions of the regulations and the prevailing policy of the Company and / or the provisions of the Companies Act, 2013 & applicable Act, Rules and Regulations, if any. The removal of Director and KMP shall be subject to the provisions of the Companies Act, 2013 and the rules made thereunder.

REMUNERATION TO MANAGING DIRECTOR

- At the time of appointment or re-appointment, the remuneration (including perquisites, commission, etc.) to be paid to the Managing Director, shall be recommended by the Nomination & Remuneration Committee and approved by the Board. The overall remuneration shall be in accordance with the terms and conditions and overall limit prescribed as per the applicable provisions of the Companies Act, 2013 and the rules made thereunder and schedules thereto and shall be subject to prior / post approval of the shareholders of the Company and Central Government, if required.
- If, in any financial year, the Company has no profits or the profits are inadequate, the Company shall pay remuneration to the Managing Director/s in accordance with the provisions of Schedule V of the Companies Act, 2013 OR with the previous approval of the Central Government, if required.

REMUNERATION TO NON-EXECUTIVE / INDEPENDENT DIRECTOR

- The Non-executive Directors of the Company shall be paid sitting fees as per the applicable regulations, and as approved by the Board of Directors from time to time.

REMUNERATION TO KMP AND OTHER EMPLOYEES

The KMPs and other employees of the Company shall be paid monthly remuneration as per the Company's HR policies and / or as may be approved by the Committee, if required. The break-up of pay scale and quantum of perquisites including employer's contribution to P.F., pension scheme, etc. shall be as per the Company's HR policies.

AMENDMENT

The Company reserves its right to amend or modify this Policy in whole or in part, at any time without assigning any reason whatsoever. However, the same shall be recorded in the minutes of the Committee and Board.

ANNEXURE – VII TO THE DIRECTORS’ REPORT

ANNUAL REPORT ON CORPORATE SOCIAL RESPONSIBILITY ACTIVITIES [as prescribed under Section 135 of the Companies Act, 2013 and Companies (Corporate Social Responsibility Policy) Rules, 2014]

1. **A brief outline of the Company’s CSR Policy, including overview of projects or programmes proposed to be undertaken and a reference to the web-link to the CSR Policy and projects or programmes:**

| | |
|-----------------------|--|
| Our Philosophy | : We believe in holistic community building with special focus on nutrition, healthcare, education and women empowerment of the underserved within the communities we operate in. |
| Vision | : It is our vision to see thriving communities that comprise of happy, healthy and actively learning children, employed youth, empowered and healthy women. |
| Objectives | : To create educated, active, empowered and healthy communities through making available healthcare, sanitisation and education facilities, through Sustainable Programs that spread awareness in Mental and Emotional health, through Women’s Empowerment Projects that make them financially educated, through Food and Nutrition programs that focus on healthy living and habits and through infrastructure support wherever required. Our focus for all these initiatives will be sustainability, stability and security. |

Please refer to Corporate Social Responsibility Policy posted on the Company’s website at http://www.voltamptransformers.com/pdf/corporate_social_responsibility_policy.pdf

2. **The Composition of the CSR Committee:**

These details are already given in **Annexure III** of Director report i.e. in Corporate Governance Report.

3. **The weblink where composition of CSR Committee, CSR Policy, and CSR Projects approved by the Board are disclosed on the website of the Company :** The Company has framed a CSR policy in compliance with the provision of Section 135 of the Companies Act, 2013 and the same is placed on the website of the Company www.voltamptransformers.com.
4. **Details of Impact assessment of CSR projects carried out in pursuance of sub rule (3) of Rule 8 of the Companies (Corporate Social Responsibility Policy) Rules, 2014, if applicable : Not Applicable**
5. **Details of the amount available for set off in pursuance of sub-rule (3) of Rule 7 of the Companies (Corporate Social Responsibility Policy) Rules, 2014 and amount required for set off for the financial year, if any:**

| SR No. | Financial Year | Amount available for set-off from preceding financial years | Amount required to be set-off for the financial year, if any |
|--------|----------------|---|--|
| 1 | 2022-23 | Not applicable | NA |

6. **Average net profit of the Company for last three financial years as per Section 135 (5):**

(₹ in lakhs)

| Particulars | 2019-20 | 2020-21 | 2021-22 |
|-------------|----------|---------|----------|
| Net Profit | 11590.11 | 8129.22 | 14606.69 |

Average net profit of the Company for last three financial years is at ₹ **11,442.01 lacs**

7. (a) Prescribed CSR expenditure (two per cent of the amount as in item 6 above) : ₹ **228.84 Lacs**
 (b) Surplus arising out of the CSR projects or programmes or activities of the previous financial years : **NIL**
 (c) Amount required to be set off for the financial year, if any : **NIL**
 (d) Total CSR obligation for the financial year (7a +7b +7c) : ₹ **228.84 Lacs**

8. (a) CSR amount spent or unspent for the financial year :

| Total amount spent for the financial year (₹ in lakhs) | Amount Unspent (in ₹ Lakhs) | | | | |
|--|---|------------------|---|--------|------------------|
| | Total Amount transferred to Unspent CSR Account as per section 135(6) | | Amount transferred to any fund specified under Schedule VII as per second proviso to section 135(5) | | |
| | Amount | Date of transfer | Name of the fund | Amount | Date of transfer |
| 228.95 | ---- | ---- | ---- | ---- | ---- |

(b) Details of CSR amount spent against ongoing projects for the financial year: Nil

(c) Details of CSR amount spent against, other than ongoing projects, for the financial year:

| (1) | (2) | (3) | (4) | (5) | | (6) | (7) | (8) | |
|--------|--|---|----------------------|-------------------------|----------|-------------------------------------|--|--|--------------------------|
| Sl No. | Name of the Project | Item from the list of activities in Schedule VII to the Act | Local area (Yes/ No) | Location of the project | | Amount spent for the project (in ₹) | Mode of implementation Direct (Yes / No) | Mode of implementation through implementing agency | |
| | | | | State | District | | | Name | *CSR Registration Number |
| 1 | Eradicating hunger, and malnutrition | (i) | Yes | Gujarat | Vadodara | 4366500 | No | The Akshaya Patra Foundation | CSR00000286 |
| 2 | Healthcare | (i) | Yes | Gujarat | Jhagadia | 2500000 | No | SEWA Rural | CSR00002749 |
| 3 | Women's empowerment, Promotion of employment enhancing vocation | (ii), (iii) | Yes | Gujarat | Jhagadia | 2782950 | No | ARCH Foundation | CSR00039971 |
| 4 | Health care | (i) | Yes | Gujarat | Vadodara | 1681000 | No | Trust for Reaching the Unreached | CSR00001877 |
| 5 | Healthcare | (i) | Yes | Gujarat | Vadodara | 1925000 | No | Medical Care Centre Trust | CSR00003940 |
| 6 | Promotion of Sport | (vii) | No | Maharashtra | Mumbai | 5000000 | No | Olympic Gold Quest | CSR00001100 |
| 7 | Education Promotion, Health care, & Eradicating hunger, | (i), (ii) | Yes | Gujarat | Vadodara | 5000000 | No | Shri Jalaram Sevashram Trust | CSR00030544 |
| 8 | Education Promotion | (ii) | Yes | Gujarat | Vadodara | 452528 | Yes | Maa Gayatri School | ---- |
| 9 | Animal Welfare | (iv) | Yes | Gujarat | Vadodara | 5000000 | No | V care foundation | CSR00013723 |
| 10 | Eradicating Hunger | (i) | Yes | Gujarat | Vadodara | 15500000 | No | Lagni Foundation | CSR00000051 |
| 11 | Education Promotion & Healthcare | (ii), (i) | Yes | Gujarat | Vadodara | 15500000 | No | United Way of Baroda | CSR00002187 |
| 12 | Education Promotion & Healthcare | (i), (ii) | Yes | Gujarat | Vadodara | 658810 | No | Baroda Citizen Council | CSR00007015 |
| 13 | Healthcare | (i) | Yes | Gujarat | Vadodara | 5000000 | No | Hari Om Seva Trust | CSR00004215 |
| 14 | Health care | (i) | Yes | Gujarat | Vadodara | 10400000 | No | Arpan Charitable Trust | CSR00021830 |
| 15 | Education Promotion & Women's empowerment | (ii), (iii) | Yes | Gujarat | Vadodara | 8260000 | No | Srotoshwini Trust | CSR00001513 |
| 16 | Promotion of Sport | (vii) | Yes | Gujarat | Vadodara | 9970000 | No | Bal Bhavan Society | CSR00030346 |
| 17 | Education Promotion | (ii) | Yes | Gujarat | Vadodara | 3150000 | No | Disha Charitable Trust | CSR00004073 |
| 18 | Women's empowerment, Protection of heritage and culture, Conservation of natural resources | (iii), (iv),(v), | Yes | Gujarat | Vadodara | 2500000 | No | Vadodara Marathon | CSR00039971 |
| | | | Total | | | 22894788 | | | |

(d) Amount spent in administrative overheads : NA

(e) Amount spent on impact assessment, if applicable : NA

(f) Total amount spent for the financial year (8b + 8c + 8d + 8e) : ₹ 228.95 Lakhs

(g) Excess amounts for set off, if any :NA

9. (a) Details of Unspent CSR amount for the preceding three financial years : Not Applicable

| Sl No. | Preceding Financial Year | Amount transferred to Unspent CSR Account under Section 135 (6) (in ₹) | Amount spent in the reporting Financial Year (in ₹ Lakhs) | Amount transferred to any fund specified under schedule VII as per Section 135(6), if any | | | Amount remaining to be spent in succeeding Financial Year (in ₹ Lakhs) |
|--------|--------------------------|--|---|---|---------------|------------------|--|
| | | | | Name of the Fund | Amount (in ₹) | Date of transfer | |
| ---- | ---- | ---- | ---- | ---- | ---- | ---- | ---- |

(b) Details of CSR amount spent in the financial year for ongoing projects of the preceding financial year :

| Sl No. | Project ID | Name of the Project | Financial year in which the project was commenced | Project duration | Total amount allocated for the project (in ₹) | Amount spent on the project in the reporting financial year (in ₹) | Cumulative amount spent at the end of reporting Financial Year (in ₹) | Status of the project completed / ongoing |
|--------|------------|---|---|------------------|---|--|---|---|
| 1 | ---- | ICT (Information and Communication Technology) enabled Resource Centres | 2021-22 | 2 | 2990556 | 2990556 | 2990556 | Completed |
| 2 | ---- | Civil work of Doctor consulting room at Gangadia village, Health care | 2021-22 | 2 | 1169281 | 448500 | 448500 | ongoing |
| 3 | ---- | School project at Maninagar Primary School | 2020-21 | 2 | 765000 | 0 | 765000 | Completed |
| 4 | ---- | Women Empowerment through SHG Promotion and Livelihood Enhancement Initiative | 2020-21 | 3 | 1767050 | 232550 | 1767050 | Ongoing |

10. In case of creation or acquisition of capital assets, furnish the details relating to the assets so created or acquired through CSR spent in the financial year:

Not Applicable

11. Specify the reason(s), if the Company has failed to spend two percent of the net profit as per Section 135(5) :

Not applicable

For Voltamp Transformers Limited

Kanubhai S. Patel
Chairman & Managing Director
DIN : 0008395

For and on behalf of the
Corporate Social Responsibility Committee

Taral K. Patel
Chairperson of the Corporate
Social Responsibility Committee
DIN : 00023066

Annexure VIII to the Directors' Report Business Responsibility & Sustainability Report

SECTION A: GENERAL DISCLOSURES

I. Details of the listed entity

| S/No. | Particulars | Company Details |
|-------|--|---|
| 1 | Corporate Identity Number (CIN) of the Listed Entity | L31100GJ1967PLC001437 |
| 2 | Name of the Listed Entity | Voltamp Transformers Limited |
| 3 | Year of incorporation | 02 nd March, 1967 |
| 4. | Registered office address | Makarpura, Vadodara - 390014 |
| 5. | Corporate address | Makarpura, Vadodara - 390014 |
| 6. | E-mail | sanket_act@voltamptransformers.com |
| 7. | Telephone | 0265-6141403 |
| 8. | Website | https://www.voltamptransformers.com/ |
| 9. | Financial year for which reporting is being done | 2022-23 |
| 10. | Name of the Stock Exchange(s) where shares are listed | BSE Limited; National Stock Exchange of India Limited |
| 11. | Paid-up Capital | INR 101171200.00 |
| 12. | Name and contact details (telephone, email address) of the person who may be contacted incase of any queries on the BRSR report | Mr. Sanket Rathod ; Email : sanket_act@voltamptransformers.com ; Tel : 0265-3041480 |
| 13. | Reporting boundary - Are the disclosures under this report made on a standalone basis (i.e. only for the entity) or on a consolidated basis (i.e. for the entity and all the entities which form a part of its consolidated financial statements, taken together). | Standalone basis (Consolidating reporting is not applicable) |

II. Products/services

14. Details of business activities (accounting for 90% of the turnover)

| S.No. | Description of Main Activity | Description of Business Activity | % of Turnover of the entity |
|-------|--|--|-----------------------------|
| 1 | Manufacturer and supplier of Electrical Transformers | Company is manufacturing & Supplying Oil Filled Transformers, Cast Resin Transformers, Unitised Substation, Induction Furnace Transformers, Lighting Transformers, Ring Main Unit and also providing sales after service relating to Transformers. | 100 |

15. Products/Services sold by the entity (accounting for 90% of the entity's Turnover):

| S.No. | Product/Service | NIC Code | % of total Turnover contributed |
|-------|-------------------------|----------|---------------------------------|
| 1 | Electrical Transformers | 27102 | 100 |

III. Operations

16. Number of locations where plants and/or operations/offices of the entity are situated:

| Location | Number of plants | Number of offices | Total |
|----------------------|------------------|-------------------|-------|
| National | 2 | 16 | 18 |
| International | 0 | 0 | 0 |

17. Markets served by the entity:

a. Number of locations

| Locations | Number |
|----------------------------------|-------------------|
| National (No. of States) | 28* |
| International (No. of Countries) | 10 plus countries |

* We serve pan India across all states.

b. What is the contribution of exports as a percentage of the total turnover of the entity? : 2.36%

c. A brief on types of customers : The customers of the Company belongs to across all segments of the industries viz. utility, transportation, and infrastructure, data centers, electronics, food & beverage, oil, gas & chemicals, cement, mining & metals, pharmaceuticals & healthcare, marine & ports, residential & non-residential buildings, automotive, railways & rolling stock, pulp & paper, renewables, conventional power generation, power transmission & distribution, smart cities, and water utilities, textile, fertilizer, IT, real estate and others.

IV. **Employees**

18. Details as at the end of Financial Year: 2022-23

a. Employees and workers (including differentlyabled):

| S.No. | Particulars | Total (A) | Male | | Female | |
|-------|------------------------------|-----------|---------|---------|---------|---------|
| | | | No. (B) | % (B/A) | No. (C) | % (C/A) |
| | EMPLOYEES | | | | | |
| 1. | Permanent (D) | 314 | 282 | 90 | 32 | 10 |
| 2. | Other than Permanent (E) | 43 | 38 | 88 | 05 | 12 |
| 3. | Total employees (D+E) | 357 | 320 | 90 | 37 | 10 |
| | WORKERS | | | | | |
| 4. | Permanent (F) | 06 | 06 | 100 | 00 | 00 |
| 5. | Other than Permanent (G) | 556 | 556 | 100 | 00 | 00 |
| 6. | Total workers (F+G) | 562 | 562 | 100 | 00 | 00 |

b. Differentlyabled Employees and workers:

| S.No. | Particulars | Total (A) | Male | | Female | |
|-------|--|-----------|---------|---------|---------|---------|
| | | | No. (B) | % (B/A) | No. (C) | % (C/A) |
| | DIFFERENTLY ABLED EMPLOYEES | | | | | |
| 1. | Permanent (D) | 01 | 01 | 100 | 00 | 00 |
| 2. | Other than Permanent (E) | 00 | 00 | 00 | 00 | 00 |
| 3. | Total differently abled employees (D+E) | 00 | 00 | 00 | 00 | 00 |
| | DIFFERENTLY ABLED WORKERS | | | | | |
| 4. | Permanent (F) | 00 | 00 | 00 | 00 | 00 |
| 5. | Other than permanent (G) | 00 | 00 | 00 | 00 | 00 |
| 6. | Total differently abled workers (F+G) | 00 | 00 | 00 | 00 | 00 |

19. Participation/Inclusion/Representation of women

| | Total(A) | No. and percentage of Females | |
|--------------------------|------------------------------------|-------------------------------|---------|
| | | No. (B) | % (B/A) |
| Board of Directors | 6 | 2 | 33.33 |
| Key Management Personnel | 4 (includes 2 of the Board member) | 0 | 0 |

20. Turnover rate for permanent employees and workers

(Disclose trends for the past 3years)

| | (Turnover rate 2022-23) | | | (Turnover rate 2021-22) | | | (Turnover rate 2020-21) | | |
|---------------------|-------------------------|--------|-------|-------------------------|--------|--------|-------------------------|--------|--------|
| | Male | Female | Total | Male | Female | Total | Male | Female | Total |
| Permanent Employees | 10.63% | 00 | 9.6% | 10.13% | 14.81% | 10.50% | 22.61% | 13.64% | 21.91% |
| Permanent Workers | 00 | 00 | 00 | 00 | 00 | 00 | 00 | 00 | 00 |

V. **Holding, Subsidiary and Associate Companies (including joint ventures)**21. (a) Names of holding/subsidiary /associate companies/joint ventures : **The Company has no holding / subsidiary / associate companies / joint ventures.**VI. **Corporate Social Responsibilities Details**22. (i) Whether CSR is applicable as per section 135 of Companies Act, 2013 : **Yes**(ii) Turnover (in ₹) : **1385.10 Crore**(iii) Networth (in ₹) : **1107.22 Crore**

VII. Transparency and Disclosures Compliances

23. Complaints/Grievances on any of the principles (Principles 1 to 9) under the National Guidelines on Responsible Business Conduct:

| Stakeholder group from whom complaint is received | Grievance Redressal Mechanism in Place (Yes/No) <i>(If Yes, then provide web-link for grievance redress policy)</i> | 2022-23 | | | 2021-22 | | |
|---|--|--|--|---------|--|--|---------|
| | | Number of complaints filed during the year | Number of complaints pending resolution at close of the year | Remarks | Number of complaints filed during the year | Number of complaints pending resolution at close of the year | Remarks |
| Communities | ---- | ---- | ---- | ---- | ---- | ---- | ---- |
| Investors* (other than share holders) | NA | NA | NA | | NA | NA | |
| Shareholders** | Yes | 0 | 0 | | 0 | 0 | |
| Employees and workers# | Yes | 0 | 0 | | 0 | 0 | |
| Customers# | Yes | 0 | 0 | | 0 | 0 | |
| Value Chain Partners\$ | Yes | NA | NA | | NA | NA | |
| Other (please specify) | No | NA | NA | | NA | NA | |

* There are no other investors in the Company other than Promoters and Non- Promoters Shareholders

** Weblink for shareholders' grievance : <https://www.voltamptransformers.com/index.php/dashboard/policies>

Weblink for employees, workers and customer : <https://www.voltamptransformers.com/index.php/dashboard/policies>

\$ Weblink for value chain partner: <https://www.voltamptransformers.com/index.php/dashboard/policies>

24. Overview of the entity's material responsible business conduct issues

Material responsible business conduct and sustainability issues pertaining to environmental and social matters that present a risk or an opportunity to your business, rationale for identifying the same, approach to adapt or mitigate the risk along-with its financial implications:

| S. No. | Material issue identified | Indicate whether risk or opportunity (R/O) | Rationale for identifying the risk/opportunity | In case of risk, approach to adapt or mitigate | Financial implications of the risk or opportunity (Indicate positive or negative implications) |
|--------|--------------------------------------|--|--|---|--|
| 1 | Health and Safety | Risk | Managing safety and health is on top priority. Risk Assessment is a continuous process followed by measures to effectively control them to ensure safety and good health of people at work. | To mitigate the risk, we strictly follow the rules and procedures laid down by our stringent health and safety management systems. We regularly conduct trainings to create awareness on safe working conditions. | Negative |
| 2 | Climate change and carbon neutrality | Opportunity | Energy efficiency, Increase use of non-fossil fuel use of renewable energy, and efficient use of water. | NA | Positive |
| 3 | Responsible Sourcing | Risk | Managing sourcing of materials across the supply chain and comply with regulatory and customer requirements regarding the prohibition and restriction of substances, including hazardous substances. | Integrating sustainable practices in to supply chain procedures | Negative |
| 4 | Employee Wellbeing labor conditions | Opportunity | The Company considers its employees as part of its family. The Company takes keen interest to understand their concerns and expectations for their well being. | NA | Positive |

SECTION B: MANAGEMENT AND PROCESS DISCLOSURES

This section is aimed at helping businesses demonstrate the structures, policies and processes put in place towards adopting the NGRBC Principles and Core Elements.

| Disclosure Questions | | P1 | P2 | P3 | P4 | P5 | P6 | P7 | P8 | P9 |
|---|---|---|-----------|-----------|-----------|-----------|-----------|-----------|-----------|-----------|
| Policy and management processes | | | | | | | | | | |
| 1. | a. Whether your entity's policy/policies cover each principle and its core elements of the NGRBCs. (Yes/No) b. Has the policy been approved by the Board? (Yes/No) c. WebLink of the Policies, if available | Yes Few of the policies have been approved by the Board and other policies are adopted by the Company. https://www.voltamptransformers.com/index.php/dashboard/policies | | | | | | | | |
| 2. | Whether the entity has translated the policy into procedures.(Yes/No) | Yes | | | | | | | | |
| 3. | Do the enlisted policies extend to your value chain partners?(Yes/No) | Yes | | | | | | | | |
| 4. | Name of the national and international codes/certifications/labels/ standards (e.g. Forest Stewardship Council, Fair trade, Rainforest Alliance, Trustea) standards (e.g.SA8000,OHSAS,ISO,BIS) adopted by your Entity and mapped to each principle. | The following management systems have been implemented: • ISO 9001:2015 Quality Management System • ISO 14001:2015 Environment Management System • ISO 45001:2018 Occupational Health & Safety Management Sytem BIS certificates to ensure the quality, safety and reliability of products in accordance with Indian Standards. | | | | | | | | |
| 5. | Specific commitments, goals and targets set by the entity with defined timelines, if any. | By 2027, the Company aims to achieve carbon neutrality in its operations. The Company is targeting to reduce carbon emissions by 40% along the value chain. | | | | | | | | |
| 6. | Performance of the entity against the specific commitments, goals and targets along-with reasons incase the same are not met. | The Company has achieved the first step as target set out in its sustainability 2027 plan – the use of 50% fossil free electricity in our own operations. This will ease out more than 40% of target to achieve carbon neutrality in our own operations. | | | | | | | | |
| Governance, leadership and oversight | | | | | | | | | | |
| 7. | Statement by director responsible for the business responsibility report, highlighting ESG related challenges, targets and achievements (listed entity has flexibility regarding the placement of this disclosure): The Company has started progress on the ESG journey and constituted an Environment, Social and Governance (ESG) committee in the Board meeting held on February 04, 2023. The charter and objectives of this Committee were adopted by the Committee and Board of Directors during the financial period under review. The work under ESG was commenced during financial period under review. The Company has been taking specific actions towards reducing the carbon intensity from its various operating locations by deploying initiatives towards reduction of electricity consumption, water consumption, reduction of wastage. The Company has conducted various initiatives towards communities development through CSR programmes. The Company has also established strong systems towards integrity, inclusion and diversity, Health & Safety & Human Rights for its business operations and employee conduct. | The Sustainability Committee of the Board is responsible for implementation and oversight of the BR policies. | | | | | | | | |
| 8. | Details of the highest authority responsible for implementation and oversight of the Business Responsibility policy(ies). | The Sustainability Committee of the Board is responsible for implementation and oversight of the BR policies. | | | | | | | | |
| 9. | Does the entity have a specified Committee of the Board/Director responsible for decision making on sustainability related issues? (Yes / No). If yes, provide details. | Yes. The Board Sustainability Committee is responsible for implementation of the Policies. Composition of Committee: Mr. Kunjal L. Patel Chairperson of Committee – Vice Chairman & MD Mr. Kanubhai S. Pael Member of Committee – Chairman & MD Mr. Hemant P. Shaparia Member of Committee – Independent Director Mrs. Taral K. Patel Member of Committee – Non Executive Director | | | | | | | | |
| 10. | Details of Review of NGRBCs by the Company: | | | | | | | | | |
| | Subject for Review | Indicate whether review was undertaken by Director/ Committee of the Board / Any other Committee | | | | | | | | |
| | | P1 | P2 | P3 | P4 | P5 | P6 | P7 | P8 | P9 |
| | Performance against above policies and follow up action | Yes as may be applicable | | | | | | | | |
| | Compliance with statutory requirements of relevance to the principles, and, rectification of any non-compliances | Yes as may be applicable | | | | | | | | |
| | | P1 | P2 | P3 | P4 | P5 | P6 | P7 | P8 | P9 |
| 11. | Has the entity carried out independent assessment / evaluation of the working of its policies by an external agency? (Yes/No). If yes, provide name of the agency. | No | | | | | | | | |
| 12. | If answer to question (1) above is "No" i.e. not all Principles are covered by a policy, reasons to be stated : Not Applicable | | | | | | | | | |

SECTION C: PRINCIPLEWISE PERFORMANCE DISCLOSURE

This section is aimed at helping entities demonstrate their performance in integrating the Principles and Core Elements with key processes and decisions. : The information sought is categorized as "Essential" and "Leadership". While the essential indicators are expected to be disclosed by every entity that is mandated to file this report, the leadership indicators may be voluntarily disclosed by entities which aspire to progress to a higher level in their quest to be socially, environmentally and ethically responsible. As the leadership indicators are not mandatory, the Company has not provided data / details related to leadership indicators under this report.

PRINCIPLE 1 Businesses should conduct and govern themselves with integrity, and in a manner that is Ethical, Transparent and Accountable.

Essential Indicators

1. Percentage coverage by training and awareness programmes on any of the Principles during the financial year:

| Segment | Total number of training and awareness programmes held | Topics / principles covered under the training and its impact | % age of persons in respective category covered by the awareness programmes |
|-----------------------------------|--|--|---|
| Board of Directors | 6 | At each meeting of the Board and other committees, members also deliberate on the key integrity matters that help to reflect focus on key strategies. The members also discuss various sustainability initiatives of the Company and impact thereof. | 100% |
| Key Managerial Personnel | 4 | | 100% |
| Employees other than BoD and KMPs | 11 | Awareness initiated by way of periodical internal communication, training programs and gatherings which covers broadly all applicable principles | 60% |
| Workers | 6 | | 55% |

2. Details of fines / penalties /punishment/ award/ compounding fees/ settlement amount paid in proceedings (by the entity or by directors / KMPs) with regulators/ law enforcement agencies/ judicial institutions, in the financial year, in the following format (Note: the entity shall make disclosures on the basis of materiality as specified in Regulation 30 of SEBI (Listing Obligations and Disclosure Obligations) Regulations, 2015 and as disclosed on the entity's website): NIL

3. Of the instances disclosed in Question 2 above, details of the Appeal/Revision preferred incases where monetary or non-monetary action has been appealed.: Not Applicable

4. Does the entity have an anti-corruption or anti-bribery policy? If yes, provide details inbrief and if available, provide a web-link to the policy.

Yes, as per the policy, the Company conduct all the business transaction in an honest, fair and ethical manner. It prohibits bribery in all business dealing with both Governments and the Private sector. The same is available on website of the Company i.e. <https://www.voltamptransformers.com/index.php/dashboard/policies>

5. Number of Directors/KMPs/employees/workers against whom disciplinary action was taken by any law enforcement agency for the charges of bribery/ corruption:Nil

6. Details of complaints with regard to conflict of interest: Nil

7. Provide details of any corrective action taken or underway on issues related to fines /penalties / action taken by regulators/ law enforcement agencies/ judicial institutions, on cases of corruption and conflicts of interest. : Not Applicable

PRINCIPLE 2 Businesses should provide goods and services in a manner that is sustainable and safe:

Essential Indicators

1. Percentage of R&D and capital expenditure (capex) investments in specific technologies to improve the environmental and social impacts of product and processes to total R&D and capex investments made by the entity, respectively.

| | 2022-23 | 2021-22 | Details of improvements in environmental and social impacts |
|-------|---------|---------|---|
| R&D | Nil | Nil | Not applicable |
| Capex | Nil | Nil | Not applicable |

2. a. Does the entity have procedures in place for sustainable sourcing ? (Yes/No)

Yes. The Company has set code of conduct the basic requirements placed on the suppliers and third-party intermediaries of the Voltamp Transformers Limited concerning their responsibilities towards their stakeholders, environment, health and safety, human rights, ethics & integrity, working conditions among others. As a guiding principle the Company prefers to do business with compliant and sustainable suppliers.

b. If yes, what percentage of inputs were sourced sustainably?

– 40% of value chain

3. Describe the processes in place to safely reclaim your products for reusing, recycling and disposing at the end of life, for (a) Plastics (including packaging) (b) E-waste (c) Hazardous waste and (d) other waste.

Not applicable. Being a transformer manufacturing Company, there is no scope for reclaiming products for further processing. The Company has process covering policy guidelines for managing hazardous waste and scrap at factories.

4. Whether Extended Producer Responsibility (EPR) is applicable to the entity's activities (Yes/ No). If yes, whether the waste collection plan is in line with the Extended Producer Responsibility (EPR) plan submitted to Pollution Control Boards? If not, provide steps taken to address the same.

Not applicable

PRINCIPLE 3 Businesses should respect and promote the well-being of all employees, including those in their value chains**Essential Indicators****1. a. Details of measures for the well-being of employees:**

| Category | Total (A) | % of employees covered by | | | | | | | | | |
|---------------------------------------|------------|---------------------------|------------|--------------------|------------|--------------------|------------|--------------------|-----------|---------------------|-----------|
| | | Health insurance | | Accident insurance | | Maternity benefits | | Paternity Benefits | | Day Care facilities | |
| | | Number (B) | % (B / A) | Number (C) | % (C / A) | Number (D) | % (D / A) | Number (E) | % (E / A) | Number (F) | % (F / A) |
| Permanent employees | | | | | | | | | | | |
| Male | 282 | 282 | 100 | 282 | 100 | 00 | 00 | 00 | 00 | 00 | 00 |
| Female | 32 | 32 | 100 | 32 | 100 | 32 | 100 | 00 | 00 | 00 | 00 |
| Total | 314 | 314 | 100 | 314 | 100 | 32 | 100 | 00 | 00 | 00 | 00 |
| Other than Permanent employees | | | | | | | | | | | |
| Male | 42 | 23 | 55 | 23 | 55 | 00 | 00 | 00 | 00 | 00 | 00 |
| Female | 01 | 01 | 100 | 01 | 100 | 01 | 100 | 00 | 00 | 00 | 00 |
| Total | 43 | 24 | 56 | 24 | 43 | 01 | 100 | 00 | 00 | 00 | 00 |

b. Details of measures for the well-being of workers:

| Category | Total (A) | % of workers covered by | | | | | | | | | |
|-------------------------------------|------------|-------------------------|------------|--------------------|------------|--------------------|-----------|--------------------|-----------|---------------------|-----------|
| | | Health insurance | | Accident insurance | | Maternity benefits | | Paternity Benefits | | Day Care facilities | |
| | | Number (B) | % (B / A) | Number (C) | % (C / A) | Number (D) | % (D / A) | Number (E) | % (E / A) | Number (F) | % (F / A) |
| Permanent workers | | | | | | | | | | | |
| Male | 06 | 06 | 100 | 06 | 100 | 00 | 00 | 00 | 00 | 00 | 00 |
| Female | 00 | 00 | 00 | 00 | 00 | 00 | 00 | 00 | 00 | 00 | 00 |
| Total | 06 | 06 | 100 | 06 | 100 | 00 | 00 | 00 | 00 | 00 | 00 |
| Other than Permanent workers | | | | | | | | | | | |
| Male | 556 | 556 | 100 | 556 | 100 | 00 | 00 | 00 | 00 | 00 | 00 |
| Female | 00 | 00 | 00 | 00 | 00 | 00 | 00 | 00 | 00 | 00 | 00 |
| Total | 556 | 556 | 100 | 556 | 100 | 00 | 00 | 00 | 00 | 00 | 00 |

2. Details of retirement benefits, for Current FY and Previous Financial Year.

| Benefits | 2022-23 | | | 2021-22 | | |
|-------------------------|--|--|--|--|--|--|
| | No. of employees covered as a % of total employees | No. of workers covered as a % of total workers | Deducted and deposited with the authority (Y/N/N.A.) | No. of employees covered as a % of total employees | No. of workers covered as a % of total workers | Deducted and deposited with the authority (Y/N/N.A.) |
| PF | 94% | 100% | Y | 100% | 100% | Y |
| Gratuity | 88 | 100 | Y | 100% | 100 | Y |
| ESI | 93 | 100 | y | 100% | 100 | y |
| Others – please specify | | | | | | |

3. Accessibility of workplaces

Are the premises / offices of the entity accessible to differently abled employees and workers, as per the requirements of the Rights of Persons with Disabilities Act, 2016? If not, whether any steps are being taken by the entity in this regard.

Yes, the premises/ offices of the Company accessible to differently abled employees and workers.

4. Does the entity have an equal opportunity policy as per the Rights of Persons with Disabilities Act, 2016? If so, provide a web-link to the policy.

Yes the Company have an equal opportunity policy in line with Disabilities Act, 2016 and the policy is available on web link : <https://www.voltamptransformers.com/index.php/dashboard/policies>

5. Return to work and Retention rates of permanent employees and workers that took parental leave.

| Gender | Permanent employees | | Permanent workers | |
|--------------|---------------------|----------------|---------------------|----------------|
| | Return to work rate | Retention rate | Return to work rate | Retention rate |
| Male | NA | NA | NA | NA |
| Female | 100% | 100% | NA | NA |
| Total | 100% | 100% | NA | NA |

6. Is there a mechanism available to receive and redress grievances for the following categories of employees and worker? If yes, give details of the mechanism in brief.

Yes, there are multiple way, the employees can report their concerns / grievances. The employees may report to immediate reporting manager/ HR representative of the Company, Internal Committee – Prevention of Sexual Harassment etc. The grievances received will be thoroughly examined and enquires will be done in a given time frame to resolve the same.

| | (Yes/ No) (If yes, then give details of mechanism I brief) |
|---|--|
| Permanent Worker Other than Permanent Worker | Policy related to mechanism available on weblink: https://www.voltamptransformers.com/index.php/dashboard/policies |
| Permanent Employees | |
| Other than Permanent Employees | |

7. Membership of employees and worker in association(s) or Unions recognised by the listed entity:

| Category | 2022-23 | | | 2021-22 | | |
|---------------------------|---|--|----------|---|--|----------|
| | Total employees/ workers in respective category (A) | Total employees/ workers in respective category who are part of association or union (B) | % (B/ A) | Total employees/ workers in respective category (C) | Total employees/ workers in respective category who are part of association or Union (D) | % (D/ C) |
| Total Permanent Employees | | | | | | |
| - Male | 282 | 0 | NA | 301 | 0 | NA |
| - Female | 32 | 0 | NA | 27 | 0 | NA |
| Total Permanent Workers | NA | 0 | | NA | 0 | |
| - Male | 42 | 0 | NA | 35 | 0 | NA |
| - Female | 01 | 0 | NA | 05 | 0 | NA |

8. Details of training given to employees and workers:

| Category | 2022-23 | | | | | 2021-22 | | | | |
|------------------|----------|-------------------------------|----------|----------------------|----------|-----------|-------------------------------|----------|----------------------|----------|
| | Total(A) | On Health and safety measures | | On Skill upgradation | | Total (D) | On Health and safety measures | | On Skill upgradation | |
| | | No. (B) | % (B/ A) | No. (C) | % (C/ A) | | No. (E) | % (E/ D) | No. (F) | % (F/ D) |
| Employees | | | | | | | | | | |
| Male | 320 | 49 | 15 | 63 | 20 | 336 | 38 | 11.31 | 95 | 28.27 |
| Female | 37 | 00 | 00 | 00 | 00 | 32 | 00 | 00 | 5 | 15.63 |
| Total | 357 | 49 | 14 | 63 | 18 | 368 | 38 | 10.33 | 100 | 27.17 |
| Workers | | | | | | | | | | |
| Male | 562 | 56 | 10 | 76 | 13 | 505 | 44 | 8.71 | 78 | 15.45 |
| Female | 0 | 0 | 0 | 0 | 0 | 0 | 0 | 0 | 0 | 0 |
| Total | 562 | 56 | 10 | 76 | 13 | 505 | 44 | 8.71 | 78 | 15.45 |

9. Details of performance and career development reviews of employees and worker:

| Category | 2022-23 | | | 2021-22 | | |
|------------------|-----------|-----------|---------|-----------|-----------|---------|
| | Total (A) | Total (B) | % (B/A) | Total (C) | Total (D) | % (D/C) |
| Employees | | | | | | |
| - Male | 320 | 276 | 86.25 | 336 | 245 | 72.92 |
| - Female | 37 | 25 | 67.56 | 32 | 21 | 62.63 |
| Total | 357 | 301 | 84.31 | 368 | 266 | 72.28 |
| Workers | | | | | | |
| - Male | 562 | 0 | 0 | 505 | 0 | 0 |
| - Female | 0 | 0 | 0 | 0 | 0 | 0 |
| Total | 562 | 0 | 0 | 505 | 0 | 0 |

10. Health and safety management system:**a. Whether an occupational health and safety management system has been implemented by the entity? (Yes/ No). If yes, the coverage such system?**

Yes, occupational health and safety management system has been implemented as per ISO 45001:2018 and certified.

b. What are the processes used to identify work-related hazards and assess risks on a routine and non-routine basis by the entity?

Work methodology is defined in work procedure and work related hazards and risks are identified & assessed for routine and non routine activities. Work risk assessment is also conducted before start of any activity.

c. Whether you have processes for workers to report the work related hazards and to remove themselves from such risks. (Y/N)

Yes

d. Do the employees/ worker of the entity have access to non-occupational medical and healthcare services? (Yes/ No)

Yes

11. Details of safety related incidents, in the following format :

| Safety Incident / Number | Category | 2022-23 | 2021-22 |
|---|-----------|---------|---------|
| Lost Time Injury Frequency Rate (LTIFR) (per one million-person hours worked) | Employees | 0 | 0 |
| | Workers | 19.9 | 31.5 |
| Total recordable work-related injuries | Employees | 0 | 0 |
| | Workers | 9 | 9 |
| No.of fatalities | Employees | 0 | 0 |
| | Workers | 0 | 0 |
| High consequence work-related injury or ill-health (excluding fatalities) | Employees | NA | NA |
| | Workers | NA | NA |

12. Describe the measures taken by the entity to ensure a safe and healthy work place.

As an organization, the Company has very strong focus on safety and have helped employees stay healthy both, Physically and mentally. HSE Management system has been implemented as per ISO 14001 & 45001 and continual improvements are done. Activity based risk assessment is conducted for all activities which present a risk to HSE. Training plans are also developed based on the assessment of the current level of competence and awareness. All staff and person working on behalf of the Company shall participate in training as defined in the training plan. Hazards and control measures are communicated before start of the activity and monitored to ensure that controls are implemented. Internal and external audits are carried out to check the adequacy of systems, procedures, and controls implemented.

13. Number of Complaints made by employees and workers on working conditions and Health and Safety. :

Nil

14. Assessment for the year:

| | % of your plants and offices that were assessed (by entity or statutory authorities or third parties) |
|-----------------------------|---|
| Health and safety practices | 100% of plants and offices were assessed by entity through third parties. |
| Working Conditions | |

15. Provide details of any corrective action taken or underway to address safety-related incidents (if any) and on significant risks / concerns arising from assessments of health & safety practices and working conditions.

All safety related events/ incidents are analysed, reviewed and validated thoroughly and the identified corrective actions are deployed across the organization and recorded in the system.

PRINCIPLE 4: Businesses should respect the interests of and be responsive to all its stakeholders**Essential Indicators****1. Describe the processes for identifying key stakeholder groups of the entity.**

The Company maintains a dynamic and strategic stakeholder engagement process where it identifies key stakeholder groups from the larger universe of all possible stakeholders. This is done after considering the material influence each group has on the Company's ability to create value (and vice-versa). Through this mechanism, the Company has currently identified seven internal and external stakeholder groups: Employees, Government and Regulatory Authorities, Customers, Communities and Civil Society / NGOs, Suppliers, Institutions, Investors.

2. List stakeholder groups identified as key for your entity and the frequency of engagement with each stakeholder group.

| Stakeholder Group | Whether identified as vulnerable & marginalised group (Y/N) | Channel of communication | Frequency of engagement | Purpose and scope of engagement including key topics and concerns raised during such engagement. |
|--------------------------------------|---|---|---------------------------------------|---|
| Customer | No | Customer meets, website and Conferences, events, Phonecalls, emails and meetings. | Frequent and as and when required | To acquire new customers and service the existing ones |
| Employees | No | Emails and meetings, Training programs, Performance appraisal, Grievance redressal mechanisms, Notice boards, Employee engagement initiatives | As and when required | To keep employees abreast of key developments happening in the Company, routine work, personal and professional growth and also addressing their grievances |
| Suppliers | No | Vendor assessment and review, Supplier audits, publications, website, calls, meetings | As and when required | For serving existing business better and to get feedback. |
| Investors/Shareholders | No | Conference calls, Annual General Meeting, Official communication, publications, website and Investor meetings | Annual, quarterly and on a need basis | Quarterly results, dividend, communication with respect to IEPF, AGM Notice, Annual Report etc. |
| Institutions & Industry Bodies | No | Networking through meeting | As and when required | Networking so as to be abreast of new opportunities in sector and drive change |
| Governments & Regulatory Authorities | No | Call, Newspaper advertisement, Online filling, Submission through portal, Meeting, inspection & audit | Periodically, as and when required | With regard to compliance with law, amendments, inspections, approvals and assessments. |
| Customer | No | Customer meets, website and | Frequent and as and when required | To acquire new customers and service the |
| Community, civil society / NGO | No | Need assessment, Meetings and briefings, Partnerships in community development projects, Training and workshops, Email & call | Frequent, as and when required | Support CSR project |

PRINCIPLE 5 Businesses should respect and promote human rights

Essential Indicators

1. Employees and workers who have been provided training on human rights issues and policy(ies) of the entity, in the following format : No training has been provided as per the principals

| Category | 2022-23 | | | 2021-22 | | |
|------------------------|-----------|-----------|---------|-----------|-----------|---------|
| | Total (A) | Total (B) | % (B/A) | Total (C) | Total (D) | % (D/C) |
| Employees | | | | | | |
| - Permanent | 320 | 276 | 86.25 | 336 | 245 | 72.92 |
| - Other than permanent | 37 | 25 | 67.56 | 32 | 21 | 62.63 |
| Total | 357 | 301 | 84.31 | 368 | 266 | 72.28 |
| Workers | | | | | | |
| - Permanent | 320 | 276 | 86.25 | 336 | 245 | 72.92 |
| - Other than permanent | 37 | 25 | 67.56 | 32 | 21 | 62.63 |
| Total | 562 | 0 | 0 | 505 | 0 | 0 |

2. Details of minimum wages paid to employees and workers, in the following format:

| Category | Total(A) | 2022-23 | | | | Total(D) | 2021-22 | | | |
|-----------------------------|----------|-----------------------|---------|------------------------|---------|----------|-----------------------|---------|------------------------|---------|
| | | Equal to minimum wage | | More than Minimum Wage | | | Equal to Minimum Wage | | More than Minimum Wage | |
| | | No. (B) | %(B/ A) | No. (C) | %(C/ A) | | No. (E) | %(E/ D) | No.(F) | %(F/ D) |
| Employees | | | | | | | | | | |
| Permanent | | | | | | | | | | |
| Male | 282 | 00 | 00 | 282 | 100 | 301 | 0 | 0 | 301 | 100 |
| Female | 32 | 0 | 0 | 32 | 100 | 27 | 0 | 0 | 27 | 100 |
| Other than Permanent | | | | | | | | | | |
| Male | 38 | 0 | 0 | 38 | 100 | 35 | 0 | 0 | 35 | 100 |
| Female | 05 | 0 | 0 | 05 | 100 | 05 | 0 | 0 | 05 | 100 |
| Workers | | | | | | | | | | |
| Permanent | | | | | | | | | | |
| Male | 06 | 00 | 00 | 06 | 100 | 15 | 00 | 00 | 15 | 100 |
| Female | 00 | 00 | 00 | 00 | 00 | 0 | 00 | 00 | 00 | 00 |
| Other than Permanent | | | | | | | | | | |
| Male | 556 | 115 | 21 | 441 | 79 | 490 | 85 | 16 | 405 | 82 |
| Female | 00 | 00 | 00 | 00 | 00 | 00 | 00 | 00 | 00 | 00 |

3. Details of remuneration/salary/wages, in the following format:

| | Male | | Female | |
|----------------------------------|--------|---|--------|--|
| | Number | Median remuneration/ salary/wages of respective category (Amount ₹ in Lakhs / Per month) | Number | Median remuneration/ salary/wages of respective category (Amount ₹ in Lakhs / Per month) |
| Board of Directors (BoD) | | Not comparable as the Independent Directors are eligible for only sitting fees. Only the Executive Directors receive remuneration from the Company as per their appointment agreement. The details of remuneration also form part of Corporate Governance Report. | 2 | Not computable |
| Key Managerial Personnel | 02 | 175000 | 0 | NA |
| Employees other than BoD and KMP | 314 | 53431 | 43 | 52000 |
| Workers | NA | NA | NA | NA |

4. Do you have a focal point (Individual/ Committee) responsible for addressing human rights impacts or issues caused or contributed to by the business? (Yes/No)
Yes

5. Describe the internal mechanisms in place to redress grievances related to human rights issues.

The Company has put in place a robust Grievance Redressal process for investigation of employee concerns and has instituted a Code of Conduct & Employee Service Rules that clearly delineates employee responsibilities and acceptable employee conduct.

6. Number of Complaints on the following made by employees and workers:

| | 2022-23 | | | 2021-22 | | |
|----------------------------------|-----------------------|---------------------------------------|---------|-----------------------|---------------------------------------|---------|
| | Filed during the year | Pending resolution at the end of year | Remarks | Filed during the year | Pending resolution at the end of year | Remarks |
| Sexual Harassment | Nil | Nil | | Nil | Nil | |
| Discrimination at workplace | Nil | Nil | | Nil | Nil | |
| Child Labour | Nil | Nil | | Nil | Nil | |
| Forced Labour/Involuntary Labour | Nil | Nil | | Nil | Nil | |
| Wages | Nil | Nil | | Nil | Nil | |
| Other humanrights related issues | Nil | Nil | | Nil | Nil | |

7. Mechanisms to prevent adverse consequences to the complainant in discrimination and harassment cases.

The Company has added this as a part of code of conduct or grievance redressal mechanism. The concern raisers are made aware of the same, are advised to raise their concern in they feel retaliated against for having raise concern in past.

8. Do human rights requirements form part of your business agreements and contracts? (Yes/No)

Yes. The business agreements and contracts do include Company's expectations to promote sustainability, fair competition and respect for human rights.

9. Assessment for the year

| | % of your plants and office that were assessed (by entity/ statutory authorities/ third parties) |
|-----------------------------|--|
| Child labour | Nil |
| Forced/ involuntary labour | Nil |
| Sexual harassment | Nil |
| Discrimination at workplace | Nil |
| Wages | Nil |
| Other please specify | Not Applicable |

10. Provide details of any corrective actions taken or underway to address significant risks / concerns arising from the assessments at Question 9 above.

Not Applicable

PRINCIPLE 6: Businesses should respect and make efforts to protect and restore the environment

Essential Indicators

1. Details of total energy consumption (in Joules or multiples) and energy intensity, in the following format:

| Parameter | 2022-23 | 2021-22 |
|--|----------------|----------------|
| Total electricity consumption (A) (KWH) | 3559646 | 3283977 |
| Total fuel consumption (B) (KWH) | 436055 | 472662 |
| Energy consumption through Other sources (C) SOLAR PANEL (KWH) | 617686 | 544698 |
| Total energy consumption (A+B+C) | 4613387 | 4301337 |
| Energy intensity per rupee of turnover (Total energy consumption/Turnover in rupees) | 0.00033 | 0.00038 |
| Energy intensity (optional)—the Relevant metric may be selected by the entity | -- | -- |

2. Does the entity have any sites / facilities identified as designated consumers (DCs) under the Performance, Achieve and Trade (PAT) Scheme of the Government of India? (Y/N) If yes, disclose whether targets set under the PAT scheme have been achieved. In case targets have not been achieved, provide the remedial action taken, if any.

Not Applicable

3. Provide details of the following disclosures related to water, in the following format:

| Parameter | 2022-23 | 2021-22 |
|---|-----------|-----------|
| Water withdrawal by source (in kiloliters) | | |
| (i) Surface water | ---- | ---- |
| (ii) Ground water | 23261 | 16916 |
| (iii) Third party water | ---- | ---- |
| (iv) Sea water/desalinated water | ---- | ---- |
| (v) Others, VMC line | 1080 | 1080 |
| Total volume of water withdrawal (in kiloliters) (i+ii+iii+iv+v) | 24341 | 17996 |
| Total volume of water consumption (in kiloliters) | 24341 | 17996 |
| Water intensity per rupee of Turnover (Water consumed/turnover) | 0.0000018 | 0.0000016 |
| Water intensity (optional) – the Relevant metric may be selected by the entity | ---- | ---- |

4. Has the entity implemented a mechanism for Zero Liquid Discharge? If yes, provide details of its coverage and implementation.

The Company required very negligible quantity of water for manufacturing purpose except domestic usage.

5. Please provide details of airemissions (other than GHG emissions) by the entity, in the following format:

| Parameter | Please specify unit | 2022-23 | 2021-22 |
|-------------------------------------|---------------------|---------|---------|
| NOx | PPM | 10.42 | 7.52 |
| SOx | PPM | 2.89 | 2.62 |
| Particulate matter (PM) | Mg/MM ³ | 56.75 | 36.69 |
| Persistent organic pollutants (POP) | Not Applicable | | |
| Volatile organic compounds (VOC) | | | |
| Hazardous air pollutants (HAP) | | | |
| Others | ---- | ---- | ---- |

Note : As a part of ISO 14001 audit all sites of the Company are audited by ECO-Care solutions a schedule II Environmental Auditors of Gujarat Pollution Control Board.

6. Provide details of greenhouse gase missions (Scope 1 and Scope 2 emissions) & its intensity, in the following format:

| Parameter | Unit | 2022-23 | 2021-22 |
|--|---|---------|---------|
| Total Scope 1 emissions (Break-up of the GHG into CO ₂ , CH ₄ , N ₂ O, HFCs, PFCs, SF ₆ , NF ₃ , if available) | Metric tons of CO ₂ equivalent | 0 | 0 |
| Total Scope 2 emissions (Break-up of the GHG into CO ₂ , CH ₄ , N ₂ O, HFCs, PFCs, SF ₆ , NF ₃ , if available) | Metric tons of CO ₂ equivalent | 1265 | 1185 |
| Total Scope 1 and Scope 2 emissions per lakh rupee of turnover | | 0.0091 | 0.0105 |
| Total Scope 1 and Scope 2 emission intensity (optional) – the relevant metric may be Selected by the entity | | | |

Note : As a part of ISO 14001 audit all sites of the Company are audited by ECO-Care solutions a schedule II Environmental Auditors of Gujarat Pollution Control Board.

7. Does the entity have any project related to reducing Green House Gas emission? If Yes, then provide details.

No

8. Provide details related to waste management by the entity, in the following format:

| Parameter | (Current Financial Year) 2022-23 | (Previous Financial Year) 2021-22 |
|--|----------------------------------|-----------------------------------|
| Total Waste generated (in metric tons) | | |
| Plastic waste (A) | 13.17 | 13.1 |
| E-waste (B) | 2.1 | 0.8 |
| Bio-medical waste (C) | 0 | 0 |
| Construction and demolition Waste (D) | 60 | 280 |
| Battery waste (E) | 0 | 0 |
| Radioactive waste (F) | 0 | 0 |
| Other Hazardous waste. Please specify, if any. (G) | 75.2 | 34.8 |
| Other Non-hazardous waste generated (H). Please specify, if any. (Break-up by composition i.e. by Materials relevant to the sector) | 0 | 0 |
| Total (A+B+C+D+E+F+G+H) | 150.47 | 328.7 |
| For each category of waste generated, total waste recovered through recycling, re-using or Other recovery operations (in metric tons) | | |
| Category of waste | | |
| (i) Recycled | 33.5 | 32.3 |
| (ii) Re-used | 1.5 | 0.8 |
| (iii) Other recovery operations | 0 | 0 |
| Total | 35 | 33.1 |
| For each category of waste generated, total waste is posed by nature of disposal method (in Metric tons) | | |
| Category of waste | | |
| (I) Incineration | 68.7 | 34.8 |
| (ii) Land filling | 0 | 0 |
| (iii) Other disposal operations | 33.6 | 247.7 |
| Total | 102.3 | 282.5 |

9. Briefly describe the waste management practices adopted in your establishments. Describe the strategy adopted by your company to reduce usage of hazardous and toxic chemicals in your products and processes and the practices adopted to manage such wastes.

The Company segregates the waste depending upon its type (General waste, E-waste, Hazardous waste) and handover to authorized vendors for further disposal / recycling. Further there is no toxic chemical generation in the Company's product and process.

10. If the entity has operations/offices in/around ecologically sensitive areas (such as national parks, wildlife sanctuaries, biosphere reserves, wetlands, biodiversity hotspots, forests, coastal regulation zones etc.) where environmental approvals / clearances are required, please specify details:

Not Applicable

11. Details of environmental impact assessments of projects undertaken by the entity based on applicable laws in the current financial year:

Not Applicable

12. Is the entity compliant with the applicable environmental law/ regulations/ guidelines in India; such as the Water (Prevention and Control of Pollution) Act, Air (Prevention and Control of Pollution) Act, Environment protection act and rules thereunder (Y/N). If not, provide details of all such non-compliances, in the following format:

Yes. The Company complies with all applicable laws.

PRINCIPLE 7 Businesses, when engaging in influencing public and regulatory policy, should do so in a manner that is responsible and transparent

Essential Indicators

1. Affiliations with trade and industry chambers / associations

List the top trade and industry chambers/ associations

| Sr No. | Name of the trade and industry chambers / associations | Reach of trade and industry chambers / associations (State / National) |
|--------|--|--|
| 1 | Confederation of Indian Industries (CII) | National |
| 2 | Indian Electrical & Electronics Manufacturers' Association (IEEMA) | National |
| 3 | Vadodara Chamber of Commerce & Industry (VCCI) | State |

2. Details of corrective action taken or underway on any issues related to anti-competitive conduct by the entity, based on adverse orders from regulatory authorities.

Not applicable

PRINCIPLE 8: Businesses should promote inclusive growth and equitable development

Essential Indicators

1. **Details of Social Impact Assessments (SIA) of projects undertaken by the entity based on applicable laws, in the current financial year.**

Not available, as no such assessment has been done.

2. **Provide information on project(s) for which ongoing Rehabilitation and Resettlement (R&R) is being undertaken by your entity:**

Not applicable

3. **Describe the mechanisms to receive and redress grievances of the community.**

We have established grievance redressal mechanism.

4. **Percentage of input material (inputs to total inputs by value) sourced from suppliers:**

| | 2022-23 | 2021-22 |
|---|---------|---------|
| Directly sourced from MSMEs/small producers | 23.06% | 22.65% |
| Sourced directly from within the district and neighboring districts | 42.47% | 42.69% |

PRINCIPLE 9 Businesses should engage with and provide value to their consumers in a responsible manner

Essential Indicators

1. **Mechanisms in place to receive and respond to customer complaints and feedback**

The customer can place complaints through our contact number or through email / letter to concerned marketing officer of respective branch /region. Upon receipt of valid complaint marketing officer forward it to technical team keeping in loop SBU head and thereafter appropriate action is taken upto the satisfaction of the Customer in mutually decided time limit. In the same way Customer feedback is being tracked and analyzed to take corrective action if necessary.

2. **Turnover of products and/ services as a percentage of turnover from all products/service that carry information about:**

The Company's all products and / services carry information about the environmental and social parameters, safety information, recycling and safe disposal through product manual provided along with the product,.

| | As a percentage to total turnover |
|---|-----------------------------------|
| Environmental and social parameters relevant to the product | 100% |
| Safe and responsible usage | |
| Recycling and/or safe disposal | |

3. **Number of consumer complaints:**

| | FY 2022-23 (Current Financial Year) | | | 2021-22 (Previous Financial Year) | | |
|--------------------------------|-------------------------------------|-----------------------------------|---------|-----------------------------------|-----------------------------------|---------|
| | Received during the year | Pending resolution at end of year | Remarks | Received during the year | Pending resolution at end of year | Remarks |
| Data privacy | 0 | 0 | | 0 | 0 | |
| Advertising | 0 | 0 | | 0 | 0 | |
| Cyber-security | 0 | 0 | | 0 | 0 | |
| Delivery of essential services | 0 | 0 | | 0 | 0 | |
| Restrictive Trade Practices | 0 | 0 | | 0 | 0 | |
| Unfair Trade Practices | 0 | 0 | | 0 | 0 | |
| Other | 0 | 0 | | 0 | 0 | |

4. **Details of instances of product recalls on account of safety issues:**

| | Number | Reasons for recall |
|-------------------|--------|--------------------|
| Voluntary recalls | 0 | 0 |
| Forced recalls | 0 | 0 |

5. **Does the entity have a framework/ policy on cyber security and risks related to data privacy? (Yes/No) If available, provide a web-link of the policy.**

Yes, and the weblink is <https://www.voltamptransformers.com/index.php/dashboard/policies>

6. **Provide details of any corrective actions taken or underway on issues relating to advertising, and delivery of essential services; cyber security and data privacy of customers; re-occurrence of instances of product recalls; penalty / action taken by regulatory authorities on safety of products / services.**

Nil

INDEPENDENT AUDITORS' REPORT

To,
The Members of Voltamp Transformers Limited
Report on the Audit of the Financial Statements

Opinion

We have audited the accompanying Financial Statements of Voltamp Transformers Limited ("the Company"), which comprise the Balance Sheet as at 31st March, 2023, the Statement of Profit and Loss (including Other Comprehensive Income), the Statement of Changes in Equity and the Statement of Cash Flows for the year then ended and notes to the Financial Statements, including a summary of significant accounting policies and other explanatory information.

In our opinion and to the best of our information and according to the explanations given to us, the aforesaid financial statements give the information required by the Companies Act, 2013 (the "Act") in the manner so required and give a true and fair view in conformity with the Indian Accounting Standards prescribed under section 133 of the Act read with the Companies (Indian Accounting Standards) Rules, 2015, as amended, ("Ind AS") and other accounting principles generally accepted in India, of the state of affairs of the Company as at 31st March, 2023, the profit and total comprehensive income, changes in equity and its cash flows for the year ended on that date.

Basis for Opinion

We conducted our audit of the Financial Statements in accordance with the Standards on Auditing (SAs) specified under section 143(10) of the Companies Act, 2013. Our responsibilities under those Standards are further described in the Auditor's Responsibilities for the Audit of the Financial Statements section of our report. We are independent of the Company in accordance with the Code of Ethics issued by the Institute of Chartered Accountants of India together with the independence requirements that are relevant to our audit of the Financial Statements under the provisions of the Companies Act, 2013 and the Rules thereunder, and we have fulfilled our other ethical responsibilities in accordance with these requirements and the Code of Ethics. We believe that the audit evidence we have obtained is sufficient and appropriate to provide a basis for our opinion on the Financial Statements.

Our opinion on the statement is not modified in respect of the above matter.

Key Audit Matters

Key audit matters are those matters that, in our professional judgment, were of most significance in our audit of the Financial Statements of the current period. These matters were addressed in the context of our audit of the Financial Statements as a whole, and in forming our opinion thereon, and we do not provide a separate opinion on these matters. We have determined the matters described below to be the key audit matters to be communicated in our report.

| Sr No | Key Audit Matter | Auditor's Response |
|-------|--|---|
| 1 | <p>Litigations, Provisions and Contingent Liabilities</p> <p>The Company has several litigations for direct tax as well as indirect tax which include matters under dispute which involves significant management judgement and estimates on the possible outcome of the litigations and consequent provisioning thereof or disclosure as contingent liabilities.</p> <p>Refer note no. 43(b) of financial statement.</p> | <p>Principal Audit Procedures</p> <p>As part of the audit process, we obtained from the management details of matters under disputes including ongoing and completed tax assessments, demands and other litigations.</p> <p>Our audit approach for the above consists of the following audit procedures:</p> <ul style="list-style-type: none"> ● Evaluation and testing of the design of internal controls followed by the company relating to litigations and open tax positions for direct and indirect taxes and process followed to decide provisioning or disclosure as Contingent Liabilities; ● Discussed with company's legal team and taxation team for sufficient understanding of on-going and potential legal matters impacting the company. ● We involved our internal expert to evaluate the management's underlying judgements in making their estimates with regard to such matters. |

Information other than the Financial Statement and Auditor's Report thereon

The Company's Board of Directors is responsible for the preparation of the other information. The other information comprises the information included in Board's Report including Annexure to that Board's Report, Corporate Governance, Business Responsibility and sustainability Report and Shareholder's Information, but does not include the Financial Statements and our auditor's report thereon.

Our opinion on the Financial Statements does not cover the other information and we do not express any form of assurance conclusion thereon.

In connection with our audit of the Financial Statements, our responsibility is to read the other information and, in doing so, consider whether the other information is materially inconsistent with the Financial Statements or our knowledge obtained during the course of our audit or otherwise appears to be materially misstated.

If, based on the work we have performed, we conclude that there is a material misstatement of this other information, we are required to report that fact. We have nothing to report in this regard.

Responsibilities of Management and Those Charged with Governance for the Financial Statements

The Company's Board of Directors is responsible for the matters stated in Section 134(5) of the Companies Act, 2013 ("the Act") with respect to the preparation of these Financial Statements that give a true and fair view of the financial position, financial performance including other comprehensive income, changes in equity and cash flows of the Company in accordance with the Ind AS and other accounting principles generally accepted in India, including the Accounting Standards specified under Section 133 of the Act. This responsibility also includes maintenance of adequate accounting records in accordance with the provisions of the Act for safeguarding of the assets of the Company and for preventing and detecting frauds and other irregularities; selection and application of appropriate accounting policies; making judgments and estimates that are reasonable and prudent; and design, implementation and maintenance of adequate internal financial controls, that were operating effectively for ensuring the accuracy and completeness of the accounting records, relevant to the preparation and presentation of the Financial Statements that give a true and fair view and are free from material misstatement, whether due to fraud or error;

In preparing the Financial Statements, management is responsible for assessing the Company's ability to continue as a going concern, disclosing, as applicable, matters related to going concern and using the going concern basis of accounting unless management either intends to liquidate the Company or to cease operations, or has no realistic alternative but to do so;

The Board of Directors are also responsible for overseeing the company's financial reporting process.

Auditor's Responsibilities for the Audit of Financial Statements

Our objectives are to obtain reasonable assurance about whether the Financial Statements as a whole are free from material misstatement, whether due to fraud or error, and to issue an auditor's report that includes our opinion. Reasonable assurance is a high level of assurance, but is not a guarantee that an audit conducted in accordance with SAs will always detect a material misstatement when it exists. Misstatements can arise from fraud or error and are considered material if, individually or in the aggregate, they could reasonably be expected to influence the economic decisions of users taken on the basis of these Financial Statements.

As part of an audit in accordance with SAs, we exercise professional judgment and maintain professional scepticism throughout the audit. We also:

- Identify and assess the risks of material misstatement of the Financial Statements, whether due to fraud or error, design and perform audit procedures responsive to those risks, and obtain audit evidence that is sufficient and appropriate to provide a basis for our opinion. The risk of not detecting a material misstatement resulting from fraud is higher than for one resulting from error, as fraud may involve collusion, forgery, intentional omissions, misrepresentations, or the override of internal control;
- Obtain an understanding of internal control relevant to the audit in order to design audit procedures that are appropriate in the circumstances. Under section 143(3)(i) of the Companies Act, 2013, we are also responsible for expressing our opinion on whether the Company has adequate internal financial controls system in place and the operating effectiveness of such controls;

- Evaluate the appropriateness of accounting policies used and the reasonableness of accounting estimates and related disclosures made by management;
- Conclude on the appropriateness of management's use of the going concern basis of accounting and, based on the audit evidence obtained, whether a material uncertainty exists related to events or conditions that may cast significant doubt on the Company's ability to continue as a going concern. If we conclude that a material uncertainty exists, we are required to draw attention in our auditor's report to the related disclosures in the Financial Statements or, if such disclosures are inadequate, to modify our opinion. Our conclusions are based on the audit evidence obtained up to the date of our auditor's report. However, future events or conditions may cause the Company to cease to continue as a going concern;
- Evaluate the overall presentation, structure and content of the Financial Statements, including the disclosures, and whether the Financial Statements represent the underlying transactions and events in a manner that achieves fair presentation;

Materiality is the magnitude of misstatements in the financial statements that, individually or in aggregate, makes it probable that the economic decisions of a reasonably knowledgeable user of the financial statements may be influenced. We consider quantitative materiality and qualitative factors in (i) planning the scope of our audit work and in evaluating the results of our work; and (ii) to evaluate the effect of any identified misstatements in the financial statements.

We communicate with those charged with governance of the Company of which we are the independent auditors regarding, among other matters, the planned scope and timing of the audit and significant audit findings, including any significant deficiencies in internal control that we identify during our audit;

We also provide those charged with governance with a statement that we have complied with relevant ethical requirements regarding independence, and to communicate with them all relationships and other matters that may reasonably be thought to bear on our independence, and where applicable, related safeguards;

From the matters communicated with those charged with governance, we determine those matters that were of most significance in the audit of the Financial Statements of the current period and are therefore the key audit matters. We describe these matters in our auditor's report unless law or regulation precludes public disclosure about the matter or when, in extremely rare circumstances, we determine that a matter should not be communicated in our report because the adverse consequences of doing so would reasonably be expected to outweigh the public interest benefits of such communication.

Report on Other Legal and Regulatory Requirements

1. As required by the Companies (Auditor's Report) Order, 2020 ("the Order"), issued by the Central Government of India in terms of sub-section (11) of section 143 of the Companies Act, 2013, we give in the "Annexure A", a statement on the matters specified in paragraphs 3 and 4 of the Order, to the extent applicable.
2. As required by Section 143(3) of the Act, we report that:
 - (a) We have sought and obtained all the information and explanations which to the best of our knowledge and belief were necessary for the purposes of our audit;
 - (b) In our opinion, proper books of account as required by law have been kept by the Company so far as it appears from our examination of those books;
 - (c) The Balance Sheet, the Statement of Profit and Loss (including other comprehensive income), the Statement of Changes in Equity and the Cash Flow Statement dealt with by this Report are in agreement with the relevant books of account;
 - (d) In our opinion, the aforesaid Financial Statements comply with the Accounting Standards specified under Section 133 of the Act, read with Rule 7 of the Companies (Accounts) Rules, 2014;
 - (e) On the basis of the written representations received from the directors as on 31st March, 2023 taken on record by the Board of Directors, none of the directors is disqualified as on 31st March, 2023 from being appointed as a director in terms of Section 164(2) of the Act;
 - (f) With respect to the adequacy of the internal financial controls over financial reporting of the Company and the operating effectiveness of such controls, refer to our separate Report in "Annexure B";
 - (g) As the proviso to Rule 3(1) of the Companies (Accounts) Rules, 2014 is applicable for the Company only w.e.f. April 1, 2023, reporting under this clause is not applicable for the year under audit.

- (h) With respect to the other matters to be included in the Auditor's Report in accordance with the requirements of section 197(16) of the Act, as amended:

In our opinion and to the best of our information and according to the explanations given to us, the remuneration paid by the Company to its directors during the year is in accordance with the provisions of section 197 of the Act; and

- (i) With respect to the other matters to be included in the Auditor's Report in accordance with Rule 11 of the Companies (Audit and Auditors) Rules, 2014, in our opinion and to the best of our information and according to the explanations given to us:

- i. The Company has disclosed the impact of pending litigations on its financial position in its financial statements – Refer Note 43 to the Financial Statements;
- ii. The Company has made provision, as required under the applicable law or accounting standards, for material foreseeable losses, if any, on long term contracts including derivative contracts;
- iii. There has been no delay in transferring amounts, required to be transferred, to the Investor Education and Protection Fund by the Company.
- iv.
 1. The Management has represented that, to the best of its knowledge and belief, as disclosed in note no. 50(v) to the financial statements, no funds have been advanced or loaned or invested (either from borrowed funds or share premium or any other sources or kind of funds) by the Company to or in any other person(s) or entity(ies), including foreign entities ("Intermediaries"), with the understanding, whether recorded in writing or otherwise, that the Intermediary shall, whether, directly or indirectly lend or invest in other persons or entities identified in any manner whatsoever by or on behalf of the company ("Ultimate Beneficiaries") or provide any guarantee, security or the like on behalf of the Ultimate Beneficiaries;
 2. The Management has represented that , to the best of its knowledge and belief, as disclosed in note no. 50(vi) to the financial statements, that no funds have been received by the company from any person(s) or entity(ies), including foreign entities ("Funding Parties"), with the understanding, whether recorded in writing or otherwise, that the Company shall, whether, directly or indirectly, lend or invest in other persons or entities identified in any manner whatsoever by or on behalf of the Funding Party ("Ultimate Beneficiaries") or provide any guarantee, security or the like on behalf of the Ultimate Beneficiaries; and
 3. Based on such audit procedures performed that have been considered reasonable and appropriate in the circumstances, nothing has come to our notice that has caused us to believe that the representations under sub-clause (i) and (ii) of Rule 11(e) contain any material mis-statement.
- v. The final dividend paid by the Company during the year in respect of the same declared for the previous year is in accordance with section 123 of the Companies Act, 2013 to the extent it applies to payment of dividend

As stated in note no.51 to the financial statements, the Board of Directors of the Company have proposed final dividend for the year which is subject to the approval of the members at the ensuing Annual General Meeting. The dividend declared is in accordance with section 123 of the Act to the extent it applies to declaration of dividend.

Place : Vadodara
Date : 25th May, 2023

For C N K & Associates LLP
Chartered Accountants
Firm Registration No. 101961W/W-100036
Pareen Shah
Partner
Membership No.125011
UDIN No. : 23125011BGTMIW6810

Annexure 'A' to the Independent Auditors' Report

Referred to in Para 1 'Report on Other Legal and Regulatory Requirements' in our Independent Auditor's Report to the members of the Company on the Financial Statements for the year ended 31st March, 2023.

To the best of our information and according to the explanations provided to us by the Company and the books of account and records examined by us in the normal course of audit, we state that:

- i. (a) In respect of the Company's Property, Plant and Equipment's and Intangible Assets:
 - (A) The Company has maintained proper records showing full particulars, including quantitative details and situation of Property, Plant and Equipment;
 - (B) The Company has maintained proper records showing full particulars of Intangible Assets;
- (b) The company has a phased programme of physical verification of its Property, Plant and Equipment so as to cover all assets once in three years. In accordance with this programme, certain Property, Plant and Equipment were verified during the year and no material discrepancies were noticed on such verification. In our opinion, this periodicity of physical verification is reasonable having regard to the size of the Company and the nature of its assets;
- (c) Based on our verification of the documents provided to us and according to the information and explanations given by the Management, the title deeds of all the immovable properties (other than properties where the company is the lessee and the lease agreements are duly executed in favour of the lessee) as disclosed in the financial statements, are held in the name of the Company as at the Balance Sheet date;
- (d) The company has not revalued any of its Property, Plant and Equipment (including Right of Use assets) and intangible assets during the year.
- (e) As disclosed in note no. 50(i) to the accounts and as verified by us, no proceedings have been initiated or are pending against the company for holding any benami property under the Benami Transactions (Prohibition) Act, 1988 (45 of 1988) and rules made thereunder.
- ii. (a) In our opinion and according to information and explanations given to us, physical verification of inventory has been conducted at reasonable intervals with appropriate coverage and procedures of such verification by the management and no discrepancies were noticed on physical verification of 10% or more in aggregate for each class of inventory;
- (b) Based on our examination of the records, the company has been sanctioned working capital limits in excess of five crore rupees, in aggregate, from banks on the basis of security of current assets and quarterly returns or statements filed by the company with such banks are in agreement with the books of account of the company
- iii. The Company has made investments in, companies, firms, Limited Liability Partnerships, and granted unsecured loans to other parties, during the year, in respect of which;

- a) The Company has provided loans to employee and other parties during the year, are as follows:

| Unsecured Loans | Aggregate amount granted/ provided during the year (₹ In Lakhs) | Balance Outstanding as at balance sheet date in respect of loans (₹ In Lakhs) |
|-----------------|---|---|
| Other Parties | 1,892.00 | 46.15 |
| Employee | 0.10 | 1.97 |

- b) In our opinion and according to the information provided to us, the terms and conditions of the grant of such loans and investments made are not prejudicial to the interest of the company;
- c) In respect of loans granted by the Company, the schedule of repayment of principal and payment of interest has been stipulated and the repayments of principal amounts and receipts of interest are generally been regular as per stipulation.
- d) In respect of loans granted by the Company, there is no overdue amount remaining outstanding as at the balance sheet date.

- e) No loan granted by the Company which has fallen due during the year, has been renewed or extended or fresh loans granted to settle the overdues of existing loans given to the same parties.
- f) The Company has not granted any loans or advances in the nature of loans either repayable on demand or without specifying any terms or period of repayment during the year. Hence, reporting under clause 3(iii)(f) is not applicable.

Other than that mentioned above, the company has not provided any guarantee or security or granted any advances in the nature of loans, secured or unsecured, to companies, firms, Limited Liability Partnership or any other parties;

- iv. In our opinion and according to the information provided to us, there are no loan to directors including entities in which they are interested in respect of which provision of section 185 are applicable and hence not commented upon. Further, in our opinion and according to information and explanation given to us, provision of section 186 in respect of loans and advances given and investment made have been complied with by the Company. There are no guarantees and securities given in respect of which provision of section 186 of the Act are applicable and hence not commented upon;
- v. The Company has not accepted any deposits or amounts which are deemed to be deposits during the year and therefore, the provisions of sections 73 to 76 or any other relevant provisions of the Companies Act, 2013 and the rules framed thereunder are not applicable to the Company
- vi. We have broadly reviewed the cost records maintained by the Company as prescribed by the Central Government under sub section (1) of Section 148 of the Companies Act and are of the opinion that prima facie the prescribed cost records have been made and maintained by the Company. We have, however, not made a detailed examination of the cost records with a view to determine whether they are accurate or complete;
- vii. (a) In our opinion, the company is generally regular in depositing undisputed statutory dues including Goods and Service tax, provident fund, employee state insurance, income-tax, sales tax, service tax, duty of custom, duty of excise, value added tax, cess and other statutory dues as applicable to the appropriate authorities. There were no undisputed amounts payable with respect to above statutory dues in arrears as at March 31, 2023 for a period of six months from the date they became payable;
- (b) According to the information and explanations given to us and the records examined by us, the particulars of statutory dues as at March 31, 2023 which have not been deposited on account of a dispute, are as follows:

| Name of the Statute | Nature of dues | Amount* (₹ in Lakhs) | Period to which the amount relates | Forum where dispute is pending |
|--------------------------|--|-------------------------|------------------------------------|--|
| Central Excise Act, 1944 | Excise Duty (Including interest and penalty thereon) | 290.80 | January 2010 to June 2017 | Appeal filed at CESTAT, Ahmedabad |
| Income Tax Act, 1961 | Income Tax | 146.42 | FY 2009-10 | Appeal to HC by the Revenue Department |
| Income Tax Act, 1961 | Income Tax | 199.95 | FY 2010-11 | Appeal to HC by the Revenue Department |
| Income Tax Act, 1961 | Income Tax | 174.17 | FY 2011-12 | Appeal to HC by the Revenue Department |
| Income Tax Act, 1961 | Income Tax | 192.70 | FY 2012-13 | Appeal to HC by the Revenue Department |
| Income Tax Act, 1961 | Income Tax | 122.94 | FY 2016-17 | Appeal to CIT(A) by Assessee |
| Income Tax Act, 1961 | Income Tax | 23.39 | FY 2017-18 | Appeal to CIT(A) by Assessee |
| Income Tax Act, 1961 | Income Tax | 45.95 | FY 2019-20 | Appeal to CIT(A) by Assessee |
| Income Tax Act, 1961 | Income Tax | 22.89 | FY 2020-21 | Appeal to CIT(A) by Assessee |

*Net of amount paid under protest

- viii. (a) As disclosed in note no. 50(vii) to the accounts and as verified by us, there were no transactions which were not recorded in the books of account, have been surrendered or disclosed as income during the year in the tax assessments under the Income Tax Act, 1961;
- ix. (a) The Company has not taken any loans or other borrowings from any lender. Accordingly, reporting under clause 3(ix)(a) of the Order is not applicable to the Company;
- (b) As disclosed in note no. 50(ix) to the accounts and as verified by us, the Company is not declared as wilful defaulter by any bank or financial institution or other lender;
- (c) The Company has not taken any term loan during the year nor any term loans were outstanding at the beginning of the years. Accordingly reporting under clause 3(ix)(c) of the Order is not applicable to the Company;
- (d) On an overall examination of the financial statements of the Company, funds raised on short-term basis have, prima facie, not been used during the year for long-term purposes by the Company.
- (e) According to the information and explanations given to us, and the records examined by us, the Company has no subsidiaries, associates or joint ventures. Accordingly, reporting under the clause 3 (ix) (e) and (f) is not applicable.
- x. (a) The Company has not raised moneys by way of initial public offer or further public offer (including debt instruments) during the year and hence reporting under clause 3(x)(a) of the Order is not applicable;
- (b) During the year, the Company has not made any preferential allotment or private placement of shares or convertible debentures (fully or partly or optionally) and hence reporting under clause 3(x)(b) of the Order is not applicable.
- xi. (a) During the course of our examination of the books of account and records of the Company, carried out in accordance with the generally accepted auditing practices in India and according to the information and explanations given to us, we have neither come across any incidence of fraud on or by the Company noticed or reported during the year, nor we have been informed of any such case by the management.
- (b) According to the information and explanations given to us, and based on our examination of the records no fraud on or by the Company noticed or reported during the course of audit. Accordingly reporting under this clause is not applicable;
- (c) According to the information and explanations provided to us, no whistle-blower complaints has received during the year by the Company.
- xii. The Company is not a Nidhi Company and hence reporting under clause (xii) of the Order is not applicable;
- xiii. In our opinion, all the transactions with the related parties are in compliance with section 177 and 188 of the Companies Act, 2013 where applicable and the details have been disclosed in the Financial Statements as required by the applicable accounting standards;
- xiv. (a) In our opinion and the records examined by us, the Company has an internal audit system commensurate with the size and nature of its business of the Company;
- (b) We have considered report of the internal auditors for the period under audit;
- xv. According to the information and explanation given to us and based on our examination of the records, the Company has not entered into non-cash transactions with the directors or persons connected with them. Hence, the provisions of Section 192 of the Act are not applicable;
- xvi. (a) In our opinion, the Company is not required to be registered under section 45-IA of the Reserve Bank of India Act, 1934. Hence, reporting under clause 3(xvi) (a), (b) and (c) of the order is not applicable.
- (b) In our opinion, there is no core investment Company within the Group (as defined in the Core Investment Companies (Reserve Bank) Directions, 2016) and accordingly reporting under clause 3(xvi)(d) of the Order is not applicable.
- xvii. The Company has not incurred cash losses in the financial year and in the immediately preceding financial year;

- xviii. There has been no resignation of the statutory auditors during the year;
- xix. On the basis of the financial ratios, ageing and expected dates of realisation of financial assets and payment of financial liabilities, other information accompanying the financial statements and our knowledge of the Board of Directors and Management plans and based on our examination of the evidence supporting the assumptions, nothing has come to our attention, which causes us to believe that any material uncertainty exists as on the date of the audit report indicating that Company is not capable of meeting its liabilities existing at the date of balance sheet as and when they fall due within a period of one year from the balance sheet date. We, however, state that this is not an assurance as to the future viability of the Company. We further state that our reporting is based on the facts up to the date of the audit report and we neither give any guarantee nor any assurance that all liabilities falling due within a period of one year from the balance sheet date, will get discharged by the Company as and when they fall due.;
- xx. (a) According to the information and explanation given to us and based on our examination of the records, Company is not required to transfer any unspent amount to a Fund specified in Schedule VII to the Companies Act within period of six months of the expiry of the financial year in compliance with second proviso to sub-section (5) of section 135 of the said Act from the date the section became effective i.e 22nd January, 2021. The year wise details of unspent amount prior to above date is as follows:

| Financial Year | Amount identified for spending on Corporate Social Responsibility activities "other than Ongoing Projects" | Unspent amount of (b) | Amount Transferred to Fund specified in Schedule VII to the Act | Due date of transfer to the specified fund | Actual date of transfer to the specified fund | Number of days of delay if any |
|----------------|--|-----------------------|---|--|---|--------------------------------|
| (a) | (b) | (c) | (d) | (e) | (f) | (g) |
| 2014-15 | 57.03 | 13.36 | ---- | ---- | ---- | ---- |
| 2016-17 | 79.38 | 14.44 | ---- | ---- | ---- | ---- |
| 2017-18 | 116.06 | 59.76 | ---- | ---- | ---- | ---- |
| 2018-19 | 154.06 | 75.77 | ---- | ---- | ---- | ---- |
| 2019-20 | 176.36 | 14.92 | ---- | ---- | ---- | ---- |

- (b) The Company does not have any amount remaining unspent pursuant to any ongoing projects, requiring transfer to special account. Accordingly reporting under clause 3(xx)(b) of the order is not applicable for the year.
- xxi. According to the information and explanations provided by the management, the Company has no subsidiary, associates or joint venture and the Company is not required to prepare Consolidated Financial Statements as per the section 129 of the Companies Act. Accordingly reporting under clause 3(xxi) is not applicable to the Company.

Place : Vadodara
Date : 25th May, 2023

For C N K & Associates, LLP
Chartered Accountants
Firm Registration No. 101961W/W-100036
Pareen Shah
Partner
Membership No.125011
UDIN No. : 23125011BGTMW6810

Annexure 'B' to the Independent Auditors' Report

Report on the Internal Financial Controls Over Financial Reporting under Clause (i) of Sub-section 3 of Section 143 of the Companies Act, 2013 ("the Act")

We have audited the internal financial controls over financial reporting of **VOLTAMP TRANSFORMERS LIMITED** ("the Company") as of 31st March, 2023 in conjunction with our audit of the Financial Statements of the Company for the year ended on that date.

Management's Responsibility for Internal Financial Controls

The Board of Directors of the Company is responsible for establishing and maintaining internal financial controls based on the internal control over financial reporting criteria established by the Company considering the essential components of internal control stated in the Guidance Note on Audit of Internal Financial Controls over Financial Reporting issued by the Institute of Chartered Accountants of India. These responsibilities include the design, implementation and maintenance of adequate internal financial controls with reference to financial statements of the Company that were operating effectively for ensuring the orderly and efficient conduct of its business, including adherence to respective Company's policies, the safeguarding of its assets, the prevention and detection of frauds and errors, the accuracy and completeness of the accounting records, and the timely preparation of reliable financial information, as required under the Companies Act, 2013.

Auditors' Responsibility

Our responsibility is to express an opinion on the Company's internal financial controls over financial reporting based on our audit. We conducted our audit in accordance with the Guidance Note on Audit of Internal Financial Controls over Financial Reporting (the "Guidance Note") and the Standards on Auditing prescribed under section 143(10) of the Companies Act, 2013, to the extent applicable to an audit of internal financial controls. Those Standards and the Guidance Note require that we comply with ethical requirements and plan and perform the audit to obtain reasonable assurance about whether adequate internal financial controls with reference to financial statements of the Company were established and maintained and if such controls operated effectively in all material respects.

Our audit involves performing procedures to obtain audit evidence about the adequacy of the internal financial controls with reference to financial statements of the Company and their operating effectiveness. Our audit of internal financial controls over financial reporting included obtaining an understanding of internal financial controls over financial reporting, assessing the risk that a material weakness exists, and testing and evaluating the design and operating effectiveness of internal control based on the assessed risk. The procedures selected depend on the auditor's judgment, including the assessment of the risks of material misstatement of the Financial Statements, whether due to fraud or error.

We believe that the audit evidence we have obtained is sufficient and appropriate to provide a basis for our audit opinion on the Company's internal financial controls system over financial reporting.

Meaning of Internal Financial Controls over Financial Reporting

A Company's internal financial control over financial reporting is a process designed to provide reasonable assurance regarding the reliability of financial reporting and the preparation of financial statements for external purposes in accordance with generally accepted accounting principles. A company's internal financial control over financial reporting includes those policies and procedures that (1) pertain to the maintenance of records that, in reasonable detail, accurately and fairly reflect the transactions and dispositions of the assets of the Company; (2) provide reasonable assurance that transactions are recorded as necessary to permit preparation of financial statements in accordance with generally accepted accounting principles, and that receipts and expenditures of the Company are being made only in accordance with authorisations of management and directors of the Company; and (3) provide reasonable assurance regarding prevention or timely detection of unauthorised acquisition, use, or disposition of the Company's assets that could have a material effect on the financial statements.

Inherent Limitations of Internal Financial Controls over Financial Reporting

Because of the inherent limitations of internal financial controls over financial reporting, including the possibility of collusion or improper management override of controls, material misstatements due to error or fraud may occur and not be detected. Also, projections of any evaluation of the internal financial controls over financial reporting to future periods are subject to the risk that the internal financial control over financial reporting may become inadequate because of changes in conditions, or that the degree of compliance with the policies or procedures may deteriorate.

Opinion

In our opinion, to the best of our information and according to the explanations given to us, the Company has, in all material respects, an internal financial controls with reference to financial statements of the Company and such internal financial controls over financial reporting were operating effectively as at 31st March, 2023, based on the internal control over financial reporting criteria established by the Company considering the essential components of internal control stated in the Guidance Note on Audit of Internal Financial Controls Over Financial Reporting issued by the Institute of Chartered Accountants of India.

Place : Vadodara
Date : 25th May, 2023

For, C N K & Associates, LLP
Chartered Accountants
Firm Registration No. 101961W/W-100036
Pareen Shah
Partner
Membership No.125011
UDIN No. : 23125011BGTMIW6810

BALANCE SHEET as at 31st March, 2023

ALL AMOUNTS ARE IN LAKHS UNLESS OTHERWISE STATED

| Sr. No. | Particulars | Note No | As at 31 st March, 2023 (₹) | As at 31 st March, 2023 (₹) |
|-------------------------------|--|---------|--|--|
| ASSETS | | | | |
| (1) | Non-current Assets | | | |
| | (a) Property, plant and equipment | 3 | 6,696.90 | 6,110.12 |
| | (b) Capital work-in-progress | 4 | 22.96 | 777.98 |
| | (c) Intangible assets | 5 | 36.18 | 40.58 |
| | (d) Financial assets | | | |
| | (i) Investments | 6 | 65,037.42 | 47,962.09 |
| | (ii) Loans | 7 | 32.40 | - |
| | (iii) Other financial assets | 8 | 63.12 | 289.48 |
| | (e) Other non-current assets | 9 | 380.95 | 364.05 |
| | Total Non Current Assets | | 72,269.93 | 55,544.30 |
| (2) | Current assets | | | |
| | (a) Inventories | 10 | 17,476.50 | 20,937.23 |
| | (b) Financial assets | | | |
| | (i) Investments | 11 | 6,723.47 | 8,165.27 |
| | (ii) Trade receivables | 12 | 22,642.26 | 19,044.87 |
| | (iii) Cash and cash equivalents | 13 | 1,772.07 | 1,329.98 |
| | (iv) Bank balances other than (iii) above | 14 | 18.64 | 16.63 |
| | (v) Loans | 15 | 13.03 | 24.97 |
| | (vi) Other financial assets | 16 | 631.79 | 584.68 |
| | (c) Other current assets | 17 | 703.79 | 475.83 |
| | Total Current Assets | | 49,981.55 | 50,579.46 |
| | Total Assets | | 1,22,251.48 | 1,06,123.76 |
| EQUITY AND LIABILITIES | | | | |
| (1) | Equity | | | |
| | (a) Equity share capital | 18 | 1,011.71 | 1,011.71 |
| | (b) Other equity | 19 | 1,09,710.90 | 93,202.88 |
| | Total equity attributable to equity holders of the Company | | 1,10,722.61 | 94,214.59 |
| LIABILITIES | | | | |
| (2) | Non-Current liabilities | | | |
| | (a) Provisions | 20 | 1,163.54 | 1,159.88 |
| | (b) Deferred tax liabilities (Net) | 21 | 165.43 | 205.47 |
| | Total Non Current Liabilities | | 1,328.97 | 1,365.35 |
| (3) | Current liabilities | | | |
| | (a) Financial Liabilities | | | |
| | (i) Trade payables | 22 | | |
| | - Total outstanding dues of micro enterprises and small enterprises | | 29.43 | 32.26 |
| | - Total outstanding dues of creditors other than micro enterprises and small enterprises | | 271.30 | 164.40 |
| | (ii) Other financial liabilities | 23 | 500.40 | 438.91 |
| | (b) Other current liabilities | 24 | 8,467.06 | 8,895.50 |
| | (c) Provisions | 25 | 879.57 | 907.45 |
| | (d) Current Tax Liabilities (Net) | 26 | 52.14 | 105.30 |
| | Total Current Liabilities | | 10,199.90 | 10,543.82 |
| | Total Equity and Liabilities | | 1,22,251.48 | 1,06,123.76 |

The accompanying notes are an integral part of the financial statements.

For, C N K & Associates, LLP

Chartered Accountants

Firm Registration No.:101961W/W-100036

Pareen Shah

Partner

Membership No.125011

Place : Vadodara

Date : 25th May, 2023**For and on behalf of the Board****For Voltamp Transformers Limited**

CIN:L31100GJ1967PLC001437

Kanubhai S. Patel

Chairman & MD

Place : Vadodara

Hemant P. Shaparia

Director

Place : Rajkot

Shailesh Prajapati

CFO

Place : Vadodara

Date : 25th May, 2023**Kunjalbhai L. Patel**

Vice Chairman & MD

Place : Vadodara

Visha S. Suchde

Director

Place : Ahmedabad

Sanket Rathod

Company Secretary

Place : Vadodara

Taral K. Patel

Director

Place : Vadodara

Jabal C. Lashkari

Director

Place : Ahmedabad

STATEMENT OF PROFIT & LOSS for the Year Ended 31st March, 2023

ALL AMOUNTS ARE IN LAKHS UNLESS OTHERWISE STATED

| Particulars | Note No. | Year ended 31 st March, 2023 (₹) | Year ended 31 st March, 2022 (₹) |
|--|----------|--|--|
| Revenue from operations | 27 | 1,38,510.41 | 1,12,720.90 |
| Other income | 28 | 4,007.74 | 4,295.00 |
| Total Income | | 1,42,518.15 | 1,17,015.90 |
| EXPENSES | | | |
| Cost of materials consumed | 29 | 1,02,912.12 | 91,012.65 |
| Changes in inventories of finished goods, Stock-in-trade and work-in-process | 30 | 353.51 | (3,283.46) |
| Employee benefits expense | 31 | 4,013.35 | 3,887.58 |
| Finance costs | 32 | 89.04 | 79.68 |
| Depreciation and amortization expense | 3 & 5 | 969.35 | 793.19 |
| Other expenses | 33 | 8,143.99 | 7,205.54 |
| Total expenses | | 1,16,481.36 | 99,695.18 |
| Profit before tax | | 26,036.79 | 17,320.72 |
| Tax expense: | | | |
| (1) Current tax | 34 | 6,091.82 | 3,807.68 |
| (2) Deferred tax | 34 | (56.88) | 229.25 |
| (3) Income tax of earlier years | | 7.57 | - |
| Profit for the year | | 19,994.28 | 13,283.79 |
| Other Comprehensive Income | | | |
| (i) Items that will not be reclassified to profit or loss | | | |
| - Remeasurement of defined benefit plans | | 66.92 | 55.24 |
| - Equity instruments through other comprehensive income | | 4.65 | 3.25 |
| (ii) Income tax relating to items that will not be reclassified to profit or loss | | | |
| - Remeasurement of defined benefit plans | | (16.84) | (13.90) |
| - Equity instruments through other comprehensive income | | ---- | ---- |
| Total other comprehensive Profit/(Loss) | | 54.73 | 44.59 |
| Total comprehensive income for the year | | 20,049.01 | 13,328.38 |
| Earnings per equity share | | | |
| (1) Basic | 35 | 197.63 | 131.30 |
| (2) Diluted | 35 | 197.63 | 131.30 |

The accompanying notes are an integral part of the financial statements.

For, C N K & Associates, LLP

Chartered Accountants
Firm Registration No.:101961W/W-100036

Pareen Shah

Partner
Membership No.125011

Place : Vadodara
Date : 25th May, 2023

For and on behalf of the Board

For Voltamp Transformers Limited

CIN:L31100GJ1967PLC001437

Kanubhai S. Patel

Chairman & MD
Place : Vadodara

Hemant P. Shaparia

Director
Place : Rajkot

Shailesh Prajapati

CFO
Place : Vadodara
Date : 25th May, 2023

Kunjalbhai L. Patel

Vice Chairman & MD
Place : Vadodara

Visha S. Suchde

Director
Place : Ahmedabad

Sanket Rathod

Company Secretary
Place : Vadodara

Taral K. Patel

Director
Place : Vadodara

Jabal C. Lashkari

Director
Place : Ahmedabad

STATEMENT OF CHANGES IN EQUITY For the year ended 31st March, 2023

ALL AMOUNTS ARE IN LAKHS UNLESS OTHERWISE STATED

a. Equity Share Capital:

| Particulars | As at 31 st March, 2023 | As at 31 st March, 2022 |
|--|---------------------------------------|---------------------------------------|
| Balance at 1st April | 1,011.71 | 1,011.71 |
| Changes in Equity Share Capital due to prior period errors | ---- | ---- |
| Restated balance at the beginning of the current reporting period | 1,011.71 | 1,011.71 |
| Changes in equity share capital during the current year | ---- | ---- |
| Balance at 31st March | 1,011.71 | 1,011.71 |

b. Other Equity:

| Particulars | Reserves & Surplus | | | | Equity | Total |
|---|--------------------|-------------------|---------------------------------|----------------------------|--|--------------------|
| | General Reserve | Retained Earnings | Capital Reserve on Amalgamation | Capital redemption Reserve | Instruments through Other Comprehensive Income | |
| Balance as at 1st April, 2022 | 44,503.90 | 48,683.28 | 1.26 | 0.04 | 14.41 | 93,202.89 |
| Changes in accounting policy or prior period errors | ---- | ---- | ---- | ---- | ---- | ---- |
| Restated balance as at 1st April, 2022 | 44,503.90 | 48,683.28 | 1.26 | 0.04 | 14.41 | 93,202.89 |
| Total Comprehensive Income for the current year | ---- | 19,994.28 | ---- | ---- | 4.65 | 19,998.93 |
| Dividends | ---- | (3,540.99) | ---- | ---- | ---- | (3,540.99) |
| Transfer to retained earnings | ---- | 19.06 | ---- | ---- | (19.06) | ---- |
| Remeasurement of the Net Defined benefit liability/asset, net of tax effect | ---- | 50.08 | ---- | ---- | ---- | 50.08 |
| Balance as at 31st March, 2023 | 44,503.90 | 65,205.71 | 1.26 | 0.04 | ---- | 1,09,710.91 |
| Balance as at 1st April, 2021 | 44,503.90 | 37,887.42 | 1.26 | 0.04 | 11.16 | 82,403.78 |
| Changes in accounting policy or prior period errors | ---- | ---- | ---- | ---- | ---- | ---- |
| Restated balance as at 1st April, 2021 | 44,503.90 | 37,887.42 | 1.26 | 0.04 | 11.16 | 82,403.78 |
| Total Comprehensive Income for the current year | ---- | 13,283.79 | ---- | ---- | 3.25 | 13,287.04 |
| Interim Dividend(*) | ---- | (2,529.28) | ---- | ---- | ---- | (2,529.28) |
| Increase on account of Amalgamation | ---- | ---- | ---- | ---- | ---- | ---- |
| Transfer to retained earnings | ---- | ---- | ---- | ---- | ---- | ---- |
| Remeasurement of the Net Defined benefit liability/asset, net of tax effect | ---- | 41.34 | ---- | ---- | ---- | 41.34 |
| Balance as at 31st March, 2022 | 44,503.90 | 48,683.28 | 1.26 | 0.04 | 14.41 | 93,202.88 |

For, C N K & Associates, LLP

Chartered Accountants

Firm Registration No.:101961W/W-100036

Pareen Shah

Partner

Membership No.125011

Place : Vadodara

Date : 25th May, 2023**For and on behalf of the Board****For Voltamp Transformers Limited**

CIN:L31100GJ1967PLC001437

Kanubhai S. Patel

Chairman & MD

Place : Vadodara

Hemant P. Shaparia

Director

Place : Rajkot

Shailesh Prajapati

CFO

Place : Vadodara

Date : 25th May, 2023**Kunjilbhai L. Patel**

Vice Chairman & MD

Place : Vadodara

Visha S. Suchde

Director

Place : Ahmedabad

Sanket Rathod

Company Secretary

Place : Vadodara

Taral K. Patel

Director

Place : Vadodara

Jabal C. Lashkari

Director

Place : Ahmedabad

Statement of Cash Flows for the year ended 31st March, 2023

ALL AMOUNTS ARE IN LAKHS UNLESS OTHERWISE STATED

| Sr. No. | Particulars | For the year ended 31 st March, 2023 (₹) | For the year ended 31 st March, 2022 (₹) |
|----------|--|---|---|
| A | Cash flow from operating activities | | |
| | Profit before income tax | 26,036.79 | 17,320.72 |
| | Adjustments for : | | |
| | Depreciation and amortisation expense | 969.35 | 793.19 |
| | Interest income | (1,611.67) | (1,456.35) |
| | Dividend income | (2.77) | (46.34) |
| | Loss /(Profit) on sale of investment (Net) | (370.09) | (731.59) |
| | Loss /(Profit) on sale of property, plant & equipment (Net) | (70.95) | (12.05) |
| | Provision for Doubtful Debts | - | 94.98 |
| | Finance cost | 89.04 | 79.68 |
| | Net (Gain)/loss arising on financial asset designated as at fair value through profit and loss (FVTPL) | (1,708.39) | (1,924.05) |
| | Net Adjustments | (2,705.48) | (3,202.53) |
| | Operating profit before working capital changes | 23,331.31 | 14,118.19 |
| | Movements in working capital: | | |
| | (Increase) / Decrease in trade receivables | (3,597.38) | (2,067.74) |
| | (Increase) / Decrease in Inventories | 3,460.73 | (8,205.77) |
| | (Increase) / Decrease in Other financial assets | 206.11 | 2,089.82 |
| | (Increase) / Decrease in Other non financial assets | (227.76) | 877.01 |
| | Increase / (Decrease) in Trade Payables | 104.06 | (483.57) |
| | Increase / (Decrease) in Provision | 42.69 | 283.31 |
| | Increase / (Decrease) in Other Liabilities | (366.94) | 3,828.19 |
| | Cash generated from operations : | 22,952.82 | 10,439.43 |
| | Direct taxes paid (net) | 6,155.58 | 3,882.24 |
| | Net cash from operating activities (A) | 16,797.24 | 6,557.20 |
| B | Cash flows from investing activities | | |
| | Proceeds of sale of property, plant and equipment's | 76.07 | 15.31 |
| | Purchase of property, plant and equipment's (Including capital work in progress and capital advances) | (815.91) | (1,863.15) |
| | Interest received | 1,562.34 | 1,413.97 |
| | Dividend received | 2.77 | 46.34 |
| | (Purchase)/Sale of investments | (13,550.40) | (4,242.67) |
| | Net cash (used) in investing activities (B) | (12,725.14) | (4,630.19) |
| C | Cash flow from financing activities : | | |
| | Dividend paid and dividend distribution Tax | (3,540.99) | (2,529.29) |
| | Finance cost | (89.04) | (79.68) |
| | Net cash (used) in financing activities (C) | (3,630.03) | (2,608.97) |
| | Net increase in cash and cash equivalents [(A) + (B) + (C)] | 442.09 | (681.96) |
| | Cash and cash equivalents at the beginning of the year as per note 13 | 1,329.98 | 2,011.94 |
| | Cash and cash equivalents at the end of the year as per note 13 | 1,772.07 | 1,329.98 |

NOTES:

- (i) The above cash flow Statement has been prepared under the "Indirect Method" as set out in Indian Accounting Standards - 7, "Statement of Cash Flow"
- (ii) Figures in bracket indicate Cash Outflow.
- The accompanying notes are an integral part of the financial statements.

For, C N K & Associates, LLP
Chartered Accountants
Firm Registration No.:101961W/W-100036

Pareen Shah
Partner
Membership No.125011

Place : Vadodara
Date : 25th May, 2023

For and on behalf of the Board
For Voltamp Transformers Limited
CIN:L31100GJ1967PLC001437

Kanubhai S. Patel
Chairman & MD
Place : Vadodara

Hemant P. Shaparia
Director
Place : Rajkot

Shailesh Prajapati
CFO
Place : Vadodara
Date : 25th May, 2023

Kunjalbhai L. Patel
Vice Chairman & MD
Place : Vadodara

Visha S. Suchde
Director
Place : Ahmedabad

Sanket Rathod
Company Secretary
Place : Vadodara

Taral K. Patel
Director
Place : Vadodara

Jabal C. Lashkari
Director
Place : Ahmedabad

NOTES FORMING PART OF THE FINANCIAL STATEMENTS

COMPANY OVERVIEW AND SIGNIFICANT ACCOUNTING POLICIES

NOTE: 1

1.1 CORPORATE INFORMATION

Voltamp Transformers Limited was incorporated in the year 1967 as Voltamp Transformers Private Limited in Vadodara, as a Private Company limited by shares. Subsequently, it was converted into a Public Company, in the year 2006. It has its registered office in Vadodara, and the manufacturing plants are located at Makarpura, Vadodara and at Savli, District Vadodara.

The Financial Statements of the Company for the year ended 31st March, 2023 were authorized for issue in accordance with a resolution of the Board of Directors on 25th May, 2023.

1.2 BASIS OF PREPARATION

i. Compliance with Ind AS

The financial statements comply in all material aspects with Indian Accounting Standards (“Ind AS”) notified under section 133 of the Companies Act, 2013 (“the Act”), Companies (Indian Accounting Standards) Rules, 2015 as amended by Companies (Indian Accounting Standards) (Amendment) Rules, 2016 and other relevant provisions of the Act as applicable.

ii. Historical cost convention

The financial statements have been prepared on a historical cost basis, except the following:

- Certain financial assets and liabilities that are measured at fair value;
- Defined benefit plans – plan assets measured at fair value.

iii. Functional and presentation currency

These financial statements are presented in Indian Rupees, which is the Company’s functional currency, and all values are rounded to the nearest Lakhs, except otherwise indicated.

1.3 COMPOSITION OF FINANCIAL STATEMENTS

The financial statements are drawn up in INR, the functional currency of the company, and in accordance with Ind AS presentation. The financial statements comprise:

- Balance Sheet
- Statement of Profit & Loss
- Statement of Changes in Equity
- Statement of Cash flow
- Notes to Financial Statement

1.4 SIGNIFICANT ACCOUNTING POLICIES AND OTHER EXPLANTORY NOTES

A. Property, Plant and Equipment:

i. Recognition and measurement

Freehold land is carried at cost and not depreciated. All other items of property, plant and equipment are measured at cost less accumulated depreciation and any accumulated impairment losses. Cost includes expenditure that is directly attributable to the acquisition of the items.

Income and expenses related to the incidental operations, not necessary to bring the item to the location and condition necessary for it to be capable of operating in the manner intended by management, are recognized in the Statement of Profit and Loss.

If significant parts of an item of property, plant and equipment have different useful life, then they are accounted and depreciated for as separate items (major components) of property, plant and equipment.

NOTES FORMING PART OF THE FINANCIAL STATEMENTS

An Item of Property, Plant and Equipment is derecognized upon disposal or when no future economic benefits are expected to arise from the continued use of the asset. Any gain or loss on disposal of an item of property, plant and equipment is recognized in the Statement of Profit and Loss.

ii. Subsequent Expenditure

Subsequent expenditure is capitalized only if it is probable that the future economic benefits associated with the expenditure will flow to the Company.

iii. Capital Work-in-Progress

Plant and properties in the course of construction for production, supply or administrative purposes are carried at cost, less any recognized impairment loss. Cost includes professional fees and, for qualifying asset, borrowing costs capitalized in accordance with the Company's accounting policies. Such plant and Properties are classified and capitalized to the appropriate categories of Property, Plant and Equipment when completed and ready for intended use. Depreciation of these assets, on the same basis as other property assets, commences when the asset are ready for their intended use.

iv. Depreciation

Depreciation is recognized so as to write off the cost of the assets (other than freehold land and Capital work in progress) less their residual values over their useful lives, using the written down value method as per the useful life prescribed in schedule II to the Companies Act, 2013. The Estimated useful lives, residual values and depreciation method are reviewed at the end of each reporting period, with the effect of any changes in the estimated accounted for on a prospective basis. The estimated useful lives are as mentioned below:

| Asset | Useful Lives (Years) |
|-------------------------|----------------------|
| Factory Building | 30 years |
| Plant & Machinery | 15 years |
| Electrical Installation | 10 years |
| Furniture and Fixtures | 10 years |
| Vehicles | 8 years |
| Office Equipments | 5 years |
| Computer & Hardware | 3 years |

B. Intangible Assets:

i. Recognition and measurement

Intangible Assets are stated at cost of acquisition less accumulated amortization and accumulated impairment, if any. Amortization is done over their estimated useful life on straight line basis from the date that they are available for intended use, subjected to impairment test.

ii. Amortization

Software, which is not an integral part of the related hardware is classified as an intangible asset and is amortized over the useful life of 3 years.

C. Impairment:

Non - financial assets

At each balance sheet date, the Company assesses whether there is any indication that any property, plant and equipment and intangible assets with finite life may be impaired. If any such impairment exists, the recoverable amount of an asset is estimated to determine the extent of impairment, if any. Where it is not possible to estimate the recoverable amount of an individual asset, the Company estimates the recoverable amount of the cash-generating unit to which the asset belongs.

NOTES FORMING PART OF THE FINANCIAL STATEMENTS

Recoverable amount is the higher of fair value less costs of disposal and value in use. If the recoverable amount of the asset (or cash-generating unit) is estimated to be less than its carrying amount, the carrying amount of the asset (or cash-generating unit) is reduced to its recoverable amount. An impairment loss is recognised in statement of Profit and Loss.

D. Inventories:

Inventories are measured at the lower of Cost and Net Realizable Value. The cost of inventories is based on the first-in first-out formula, and includes expenditure incurred in acquiring the inventories, production or conversion costs and other costs incurred in bringing them to their present location and condition. In the case of manufactured inventories and work in progress, costs include an appropriate share of fixed production overheads based on normal operating capacity.

Net realizable value is the estimated selling price in the ordinary course of business, less the estimated costs of completion and selling expenses. The Net realisable value of work in progress is determined with reference to the selling prices of related finished products.

Raw materials, components and other supplies held for use in the production of finished products are not written down below cost except in cases where material prices have declined and it is estimated that the cost of the finished products will exceed their net realizable value.

The comparison of cost and net realizable value is made on an item-by-item basis.

E. Trade Receivables:

A receivable represents the Company's right to an amount of consideration that is unconditional i.e. only the passage of time is required before payment of consideration is due.

Trade receivables are carried at original invoice amount less any provisions for doubtful debts based on expected credit loss calculations. Provision for allowance are made where there is evidence of risk of non-payment, taking into account ageing, previous experience and general economic conditions. When a trade receivable is determined to be uncollectable it is written off, firstly against any provision available then to Statement of Profit and Loss Account.

F. Investments and Other Financial Assets:

Classification :

The Company classifies its financial assets in the following measurement categories:

- Those to be measured subsequently at fair value (either through other comprehensive income, or through Statement of Profit and Loss), and
- Those measured at amortized cost.

The classification depends on the Company's business model for managing the financial assets and the contractual terms of the cash flows. For assets measured at fair value, gains and losses will either be recorded in Statement of Profit and Loss or other comprehensive income. For investments in debt instruments, this will depend on the business model in which the investment is held. For investments in equity instruments, this will depend on whether the Company has made an irrevocable election at the time of initial recognition to account for the equity investment at fair value through other comprehensive income.

The Company reclassifies debt or equity investments when and only when its business model for managing those assets changes.

Measurement :

At initial recognition, in case of a financial asset not at fair value through profit and loss, the Company measures a financial asset at its fair value plus, transaction costs that are directly attributable to the acquisition of the financial asset. Transaction costs of financial assets carried at fair value through Statement of Profit and Loss are expensed in Statement of Profit and Loss.

- (a) Amortized cost: Assets that are held for collection of contractual cash flows where those cash flows represent solely payments of principal and interest are measured at amortized cost.

NOTES FORMING PART OF THE FINANCIAL STATEMENTS

- (b) Fair Value through Other Comprehensive Income (FVOCI): Assets that are held for collection of contractual cash flows and for selling the financial assets, where the assets cash flows represent solely payments of principal and interest, are measured at FVOCI. Movements in the carrying amount are taken through Other Comprehensive Income (OCI), except for the recognition of impairment gains or losses, interest revenue and foreign exchange gains and losses which are recognized in Statement of Profit and Loss. When the financial asset is derecognized, the cumulative gain or loss previously recognized in OCI is reclassified from equity to profit and loss and recognized in other gains/ losses. Interest income from these financial assets is included in other income using the effective interest rate method.
- (c) Fair value through profit and loss: Assets that do not meet the criteria for amortized cost or FVOCI are measured at fair value through Statement of Profit and Loss. Interest income from these financial assets is included in other income.

Equity Instruments

The Company subsequently measures all equity investments at fair value. Where the Company's management has elected to present fair value gains and losses on equity investments in OCI, there is no subsequent reclassification of fair value gains and losses to Statement of Profit and Loss. Dividends from such investments are recognized in Statement of Profit and Loss as other income when the Company's right to receive payment is established.

Changes in the fair value of financial assets at fair value through profit and loss are recognized in other gain/losses in the Statement of Profit and Loss. Impairment losses (and reversal of impairment losses) on equity investments measured at FVOCI are not reported separately from other changes in fair value.

Derecognition

A financial asset is derecognized only when

- (a) The Company has transferred the rights to receive cash flows from the financial asset or
- (b) Retains the contractual rights to receive the cash flows of the financial asset, but assumes a contractual obligation to pay the cash flows to one or more recipients.

Impairment

The Company recognizes loss allowance using the expected credit loss (ECL) model for the financial assets, which are not fair valued through profit or loss/OCI.

The Company follows 'simplified approach' for recognition of impairment loss allowance on:

- Trade receivables and
- Other receivables not measures through profit and loss/OCI.

The application of simplified approach does not require the Company to track changes in credit risk. Rather, it recognizes impairment loss allowance based on lifetime ECLs at each reporting date, right from its initial recognition.

ECL is presented as an allowance, i.e., as an integral part of the measurement of those assets in the balance sheet. The allowance reduces the net carrying amount.

G. Cash and Cash Equivalents:

Cash and cash equivalents in the balance sheet comprise cash at banks and on hand and highly liquid investments with an original maturity of three months or less, which are subject to an insignificant risk of changes in value.

Cash Flow Statement

Cash flows are reported using the indirect method, whereby profit for the period is adjusted for the effects of transactions of a non-cash nature, any deferrals or accruals of past or future operating cash receipts or payments and item of income or expenses associated with investing or financing cash flows. The cash flows from the operating, investing and financing activities of the company segregated.

In the Cash-flow statement, cash and cash equivalents are shown net of bank overdrafts, which are included as current borrowings in liabilities on the balance sheet.

NOTES FORMING PART OF THE FINANCIAL STATEMENTS

H. Financial Liabilities:

Measurement

All financial liabilities are recognized initially at fair value and in the case of loans, borrowings and payables recognized net of directly attributable transaction costs.

The Company's financial liabilities include trade and other payables, loans and borrowings.

De-recognition

A financial liability is derecognized when the obligation under the liability is discharged or cancelled or expires. Gains and losses are recognized in Statement of Profit and Loss when the liabilities are derecognized as well as through the Effective Interest rate (EIR) amortization process.

I. Foreign Currency Translation:

Transactions in foreign currencies are initially recorded by the Company at the rate of exchange prevailing on the date of the transaction.

Monetary assets and monetary liabilities denominated in foreign currencies remaining unsettled at the end of the year are converted at the exchange rate prevailing on the reporting date.

Differences arising on settlement or conversion of monetary items are recognized in statement of profit or loss.

Foreign exchange differences regarded as an adjustment to borrowing costs are presented in the Statement of Profit and Loss, within finance costs. All other foreign exchange gains and losses are presented in the Statement of Profit and Loss on a net basis within other gains/ (losses).

J. Revenue recognition:

I. Revenue from sale of product:

Revenue from contracts with customers is recognized when control of the goods or services are transferred to the customer at an amount that reflects the consideration to which the Company expects to be entitled in exchange for those goods or services. The Company assesses promises in the contract that are separate performance obligations to which a portion of transaction price is allocated.

Revenue from the sale of goods is recognized at the point in time when control of the asset is transferred to the customer, generally on the delivery of the goods.

Revenue is measured based on the transaction price, which is the consideration, adjusted for volume discounts, price concessions, incentives, and returns, if any, as specified in the contracts with the customers. Revenue excludes taxes collected from customers on behalf of the government.

The Company considers whether there are other promises in the contract that are separate performance obligations to which a portion of the transaction price needs to be allocated. In determining the transaction price, the Company considers the effects of variable consideration, the existence of significant financing component, non-cash component and consideration payable to the customer like return, allowances, trade discounts and volume rebates.

II. Revenue from sale of Service:

Revenue from service related activities is recognized as and when services are rendered and on the basis of contractual terms with the parties.

K. Other Incomes

I. Dividend income:

Revenue is recognised when the Company's right to receive the payment is established.

II. Interest income:

Interest income from the financial assets is recognized on a time basis, by reference to the principle outstanding using the effective interest method provided it is probable that the economic benefits associated with the

NOTES FORMING PART OF THE FINANCIAL STATEMENTS

interest will flow to the Company and the amount of interest can be measured reliably. The effective interest rate is the rate that exactly discounts estimated future cash receipts through the expected life of the financial asset to the gross carrying amount of that financial asset.

III. Export incentives:

Export incentives are recognized when the right to receive them as per the terms of the entitlement is established in respect of exports made.

IV. Other income:

- i) Other income is accounted for on accrual basis except where the receipt of income is uncertain in which case it is accounted for on receipt basis.
- ii) Claims/Insurance Claim etc, are accounted for when no significant uncertainties are attached to their eventual receipts.

L. Employee benefits:

i. Defined Benefit Obligation Plans:

Gratuity

The Company provides for gratuity, a defined benefit plan (the "Gratuity Plan") covering eligible employees in accordance with the Payment of Gratuity Act, 1972. The Gratuity Plan provides a lump sum payment to vested employees at retirement, death, incapacitation or termination of employment, of an amount based on the respective employee's salary and the tenure of employment. The gratuity plan in Company is funded through annual contributions to Life Insurance Corporation of India (LIC)/ ICICI Prudential Life Insurance Co. Ltd. under its Company's Gratuity Scheme. The liability or asset recognized in the balance sheet in respect of defined benefit gratuity plans is the present value of the defined benefit obligation at the end of the reporting period less the fair value of plan assets. The Company's liability is actuarially determined (using the Projected Unit Credit method) at the end of each year. The present value of the defined benefit obligation is determined by discounting the estimated future cash outflows using interest rates of government bonds. Remeasurement gains and losses arising from experience adjustments and changes in actuarial assumptions are charged or credited to equity in other comprehensive income in the period in which they arise. They are included in retained earnings in the statement of changes in equity and in the balance sheet. Past-service costs are recognized immediately in profit or loss.

Compensated Absences

Accumulated compensated absences, which are expected to be availed or encashed within 12 months from the end of the year and are treated as short term employee benefits. The obligation towards the same is measured at the expected cost of accumulating compensated absences as the additional amount expected to be paid as a result of the unused entitlement as at the year end.

Accumulated compensated absences, which are expected to be availed or encashed beyond 12 months from the end of the year end are treated as other long term employee benefits. The Company's liability is actuarially determined (using the Projected Unit Credit method) at the end of each year. The present value of the defined benefit obligation is determined by discounting the estimated future cash outflows using interest rates of government bonds. Actuarial gains and losses arising from experience adjustments and changes in actuarial assumptions are recognized in profit or loss in the period in which they arise. Past-service costs are recognized immediately in profit or loss.

ii. Defined Contribution Plans:

Superannuation fund:

The Company has a superannuation plan for the benefit of its employees. Employees who are members of the defined benefit superannuation plan are entitled to benefits depending on the years of service and salary drawn. Such contributions are recognized as an expense as and when incurred. The Company does not have any further obligations beyond this contribution.

NOTES FORMING PART OF THE FINANCIAL STATEMENTS

Provident Fund & Employee State Insurance:

Contribution towards provident fund and employee state insurance for employees is made to the regulatory authorities, where the Company has no further obligations. Such benefits are classified as Defined Contribution Schemes as the Company does not carry any further obligations, apart from the contributions made on a monthly basis.

iii. Short-term obligations:

Liabilities for wages and salaries, including non-monetary benefits that are expected to be settled wholly within 12 months after the end of the period in which the employees render the related service are recognised in respect of employee's services up to the end of the reporting period and are measured at the amounts expected to be paid when the liabilities are settled. The liabilities are presented as current employee benefit obligations in the balance sheet.

M. Borrowing costs:

Borrowing costs that are directly attributable to the acquisition, construction or production of a qualifying asset are capitalised during the period of time that is required to complete and prepare the asset for its intended use or sale. Qualifying assets are assets that necessarily take a substantial period of time to get ready for their intended use or sale.

Investment income earned on the temporary investment of specific borrowings pending their expenditure on qualifying assets is deducted from the borrowing costs eligible for capitalization.

Other borrowing costs are expensed in the period in which they are incurred.

N. Taxation:

i. Current Income Tax:

The income tax expense or credit for the period is the tax payable on the current period's taxable income based on the applicable income tax rate adjusted by changes in deferred tax assets and liabilities attributable to temporary differences.

The current income tax charge is calculated on the basis of the tax laws enacted or substantively enacted at the end of the reporting period in India. Management periodically evaluates positions taken in tax returns with respect to situations in which applicable tax regulation is subject to interpretation. It establishes provisions where appropriate on the basis of amounts expected to be paid to the tax authorities.

ii. Deferred Tax:

Deferred income tax is provided in full, using the liability method, on temporary differences arising between the tax bases of assets and liabilities and their carrying amounts in the standalone financial statements. Deferred income tax is not accounted for if it arises from initial recognition of an asset or liability in a transaction other than a business combination that at the time of the transaction affects neither accounting nor taxable profit nor loss. Deferred income tax is determined using tax rates (and laws) that have been enacted or substantially enacted by the end of the reporting period and are expected to apply when the related deferred income tax asset is realized or the deferred income tax liability is settled.

Deferred tax assets are recognised for all deductible temporary differences only if it is probable that future taxable amounts will be available to utilize those temporary differences.

Deferred tax liabilities are not recognised for temporary differences between the carrying amount and tax bases of investments in subsidiaries, branches and associates and interest in joint arrangements where the Company is able to control the timing of the reversal of the temporary differences and it is probable that the differences will not reverse in the foreseeable future.

Deferred tax assets are not recognised for temporary differences between the carrying amount and tax bases of investments in subsidiaries, branches and associates and interest in joint arrangements where it is not probable that the differences will reverse in the foreseeable future and taxable profit will not be available against which the temporary difference can be utilized.

NOTES FORMING PART OF THE FINANCIAL STATEMENTS

Deferred tax assets and liabilities are offset when there is a legally enforceable right to offset current tax assets and liabilities and when the deferred tax balances relate to the same taxation authority. Current tax assets and tax liabilities are offset where the entity has a legally enforceable right to offset and intends either to settle on a net basis, or to realize the asset and settle the liability simultaneously.

Current and deferred tax is recognised in profit or loss, except to the extent that it relates to items recognised in other comprehensive income or directly in equity. In this case, the tax is also recognised in other comprehensive income or directly in equity, respectively.

O. Provisions and Contingencies:

i. Provisions:

Provisions for legal claims, product warranties and make good obligations are recognised when the Company has a present legal or constructive obligation as a result of past events, it is probable that an outflow of resources will be required to settle the obligation and the amount can be reliably estimated. Provisions are not recognised for future operating losses.

Where there are a number of similar obligations, the likelihood that an outflow will be required in settlement is determined by considering the class of obligations as a whole. A provision is recognised even if the likelihood of an outflow with respect to any one item included in the same class of obligations may be small.

Long-term provisions are determined by discounting the expected future cash flows at a pre-tax rate that reflects current market assessments of the time value of money. Short term provisions are carried at their redemption value and are not offset against receivables from reimbursements.

Provisions are measured at the present value of management's best estimate of the expenditure required to settle the present obligation at the end of the reporting period. The discount rate used to determine the present value is a pre-tax rate that reflects current market assessments of the time value of money and the risks specific to the liability. The increase in the provision due to the passage of time is recognised as interest expense.

ii. Contingent Liabilities:

Contingent liabilities are disclosed when there is a possible obligation arising from past events, the existence of which will be confirmed only by the occurrence or non-occurrence of one or more uncertain future events not wholly within the control of the Company or a present obligation that arises from past events where it is either not probable that an outflow of resources will be required to settle or a reliable estimate of the amount cannot be made.

P. Government Grants:

Government grants are recognized only when there is reasonable assurance that the conditions attached to them shall be complied with, and the grants will be received. Deferred income is recognized in the statement of profit or loss on a systematic and rational basis over the useful life of the asset. Government grants related to revenue are recognized on a systematic basis in the statement of profit or loss over the periods as and when necessary to match them with the related costs which they are intended to compensate.

Q. Earnings per Share:

(i) Basic earnings per share

Basic earnings per equity share are calculated by dividing:

- The profit attributable to owners of the company, excluding any costs of servicing equity other than ordinary shares.
- By the weighted average number of equity shares outstanding during the financial year, adjusted for bonus elements in equity shares issued during the year.

(ii) Diluted earnings per share

Diluted earnings per share adjust the figures used in the determination of basic earnings per share to take into account:

NOTES FORMING PART OF THE FINANCIAL STATEMENTS

- the after income tax effect of interest and other financing costs associated with dilutive potential equity shares, and
- the weighted average number of additional ordinary shares that would have been outstanding assuming the conversion of all dilutive potential equity shares.

R. Leases:

A contract is, or contains, a lease if the contract conveys the right to control the use of an identified asset for a period of time in exchange for consideration.

Company as a lessee

Lease Liability

At the commencement date, the Company measures the lease liability at the present value of the lease payments that are not paid at that date. The lease payments shall be discounted using incremental borrowing rate.

Right-of-use assets

Initially recognised at cost, which comprises the initial amount of the lease liability adjusted for any lease payments made at or prior to the commencement date of the lease plus any initial direct costs less any lease incentives.

Subsequent measurement

Lease Liability

Company measure the lease liability by (a) increasing the carrying amount to reflect interest on the lease liability; (b) reducing the carrying amount to reflect the lease payments made; and (c) remeasuring the carrying amount to reflect any reassessment or lease modifications.

Right-of-use assets

Subsequently measured at cost less accumulated depreciation and impairment losses. Right-of-use assets are depreciated from the commencement date on a straight line basis over the shorter of the lease term and useful life of the underlying asset.

Impairment

Right of use assets is evaluated for recoverability whenever events or changes in circumstances indicate that their carrying amounts may not be recoverable. For the purpose of impairment testing, the recoverable amount (i.e. the higher of the fair value less cost to sell and the value-in-use) is determined on an individual asset basis unless the asset does not generate cash flows that are largely independent of those from other assets. In such cases, the recoverable amount is determined for the Cash Generating Unit (CGU) to which the asset belongs.

Short term Lease:

Short term lease is that, at the commencement date, has a lease term of 12 months or less. A lease that contains a purchase option is not a short-term lease. If the company elected to apply short term lease, the lessee shall recognise the lease payments associated with those leases as an expense on either a straight-line basis over the lease term or another systematic basis. The lessee shall apply another systematic basis if that basis is more representative of the pattern of the lessee's benefit.

Company as a lessor

Leases for which the company is a lessor is classified as a finance or operating lease. Whenever the terms of the lease transfer substantially all the risks and rewards of ownership to the lessee, the contract is classified as a finance lease. All other leases are classified as operating leases.

S. Segment reporting

Operating segments are reported in a manner consistent with the internal reporting to the Chief Operating Decision Maker "CODM" of the Company. The CODM is responsible for allocating resources and assessing performance of the operating segment. The Company has monthly review and forecasting procedure in place and CODM reviews the operations of the Company as a whole.

NOTES FORMING PART OF THE FINANCIAL STATEMENTS

T. Exceptional items:

Certain occasions, the size, type or incidence of an item of income or expense, pertaining to the ordinary activities of the Company is such that its disclosure improves the understanding of the performance of the Company, such income or expense is classified as an exceptional item and accordingly are disclosed separately, if any.

2.3 KEY ACCOUNTING JUDGEMENTS, ESTIMATES AND ASSUMPTIONS

While preparing financial statements in conformity with Ind AS, the management has made certain estimates and assumptions that require subjective and complex judgments. These judgments affect the application of accounting policies and the reported amount of assets, liabilities, income and expenses, disclosure of contingent liabilities at the statement of financial position date and the reported amount of income and expenses for the reporting period. Financial reporting results rely on the management estimate of the effect of certain matters that are inherently uncertain. Future events rarely develop exactly as forecasted and the best estimates require adjustments, as actual results may differ from these estimates under different assumptions or conditions. Estimates and underlying assumptions are reviewed on an ongoing basis. Revisions to accounting estimates are recognized prospectively.

Judgment, estimates and assumptions are required in particular for:

(i) Determination of the estimated useful life of tangible assets:

Useful life of tangible assets is based on the life prescribed in Schedule II of the Companies Act, 2013. In cases, where the useful life are different from that prescribed in Schedule II, they are based on technical advice, taking into account the nature of the asset, the estimated usage of the asset, the operating conditions of the asset, past history of replacement, anticipated technological changes, manufacturers warranties and maintenance support.

(ii) Recognition and measurement of defined benefit obligations:

The obligation arising from defined benefit plan is determined on the basis of actuarial assumptions. Key actuarial assumptions include discount rate, trends in salary escalation, actuarial rates and life expectancy. The discount rate is determined by reference to market yields at the end of the reporting period on government bonds. The period to maturity of the underlying bonds correspond to the probable maturity of the post-employment benefit obligations. Due to complexities involved in the valuation and its long term nature, defined benefit obligation is highly sensitive to changes in these assumptions. All assumptions are reviewed at each reporting period.

(iii) Recognition of deferred tax liabilities:

Deferred tax assets and liabilities are recognized for the future tax consequences of temporary differences between the carrying values of assets and liabilities and their respective tax bases, and unutilized business loss and depreciation carry-forwards and tax credits. Deferred tax assets are recognized to the extent that it is probable that future taxable income will be available against which the deductible temporary differences, unused tax losses, depreciation carry-forwards and unused tax credits could be utilized.

(iv) Discounting of financial assets / liabilities:

All financial assets / liabilities are required to be measured at fair value on initial recognition. In case of financial assets / liabilities which are required to be subsequently measured at amortized cost, interest is accrued using the effective interest method.

(v) Provisions:

Significant estimates are involved in the determination of provisions related to liquidated damages and warranty costs. The Company records a provision for onerous sales contracts when current estimates of total contract costs exceed expected contract revenue. The provision for warranty, liquidated damages, onerous contracts is based on the best estimate required to settle the present obligation at the end of the reporting period.

Legal proceedings often involve complex legal issues and are subject to substantial uncertainties. Accordingly, considerable judgment is part of determining whether it is probable that there is a present obligation as a result of a past event at the end of the reporting period, whether it is probable that such a Legal Proceeding will result in an outflow of resources and whether the amount of the obligation can be reliably estimated. Internal and external counsels are generally part of the determination process.

NOTE: 2**Recent Accounting Pronouncements:**

On March 31, 2023, the Ministry of Corporate Affairs (MCA) has notified Companies (Indian Accounting Standards) Amendment Rules, 2023. This notification has resulted into following amendments in the existing Accounting Standards which are applicable from April 1, 2023.

- i. Ind AS 101 – First time adoption of Ind AS – modification relating to recognition of deferred tax asset by a first-time adopter associated with (a) right to use assets and related liabilities and (b) decommissioning, restoration and similar liabilities and corresponding amounts recognised as cost of the related assets.
- ii. Ind AS 102 – Share-based Payment – modification relating to adjustment after vesting date to the fair value of equity instruments granted.
- iii. Ind AS 103 – Business Combination – modification relating to disclosures to be made in the first financial statements following a business combination.
- iv. Ind AS 107 – Financial Instruments Disclosures – modification relating to disclosure of material accounting policies including information about basis of measurement of financial instruments.
- v. Ind AS 109 – Financial Instruments – modification relating to reassessment of embedded derivatives.
- vi. Ind AS 1 - Presentation of Financials Statements – modification relating to disclosure of ‘material accounting policy information’ in place of ‘significant accounting policies’.
- vii. Ind AS 8 - Accounting Policies, Change in Accounting Estimates and Errors – modification of definition of ‘accounting estimate’ and application of changes in accounting estimates.
- viii. Ind AS 12 – Income Taxes – modification relating to recognition of deferred tax liabilities and deferred tax assets.
- ix. Ind AS 34 – Interim Financial Reporting – modification in interim financial reporting relating to disclosure of ‘material accounting policy information’ in place of ‘significant accounting policies’.

The Company is evaluating the amendments and the expected impact, if any, on the Company’s financial statements on application of the amendments for annual reporting periods beginning on or after 1 April 2023.

NOTES FORMING PART OF THE FINANCIAL STATEMENTS

(₹ in Lakhs)

3 Property, Plant and Equipments

| Particulars | Land - Freehold | Buildings | Plant and Equipments | Electrical Installations | Furniture and Fixtures | Vehicles | Office Equipment's | Computers | Right of use asset office building* | Total |
|---|-----------------|-----------|----------------------|--------------------------|------------------------|----------|--------------------|-----------|-------------------------------------|-----------|
| Gross carrying amount : | | | | | | | | | | |
| Gross carrying amount As at 01-04-2022 | 358.24 | 3,999.49 | 4,413.80 | 325.33 | 172.63 | 259.25 | 153.00 | 50.51 | 56.95 | 9,789.20 |
| Additions | ---- | 793.80 | 607.24 | 70.22 | 32.41 | 13.91 | 14.41 | 19.68 | ---- | 1,551.67 |
| Disposal | ---- | 1.03 | 3.16 | ---- | ---- | 7.43 | 0.55 | 0.53 | ---- | 12.70 |
| Discard | ---- | ---- | 20.63 | ---- | ---- | ---- | ---- | 1.63 | ---- | 22.26 |
| Gross carrying amount As at 31-03-2023 | 358.24 | 4,792.26 | 4,997.25 | 395.55 | 205.04 | 265.73 | 166.86 | 68.03 | 56.95 | 11,305.91 |
| Accumulated Depreciation: | | | | | | | | | | |
| Opening accumulated depreciation | | | | | | | | | | |
| As at 01-04-2022 | ---- | 1,233.67 | 1,941.50 | 142.17 | 115.11 | 98.84 | 107.48 | 25.56 | 14.75 | 3,679.08 |
| Charge for the year | ---- | 302.39 | 473.21 | 61.87 | 14.78 | 50.22 | 20.60 | 24.21 | 2.06 | 949.34 |
| Disposal | ---- | 0.28 | 0.03 | ---- | ---- | 6.60 | 0.13 | 0.53 | ---- | 7.57 |
| Discard | ---- | ---- | 10.84 | ---- | ---- | ---- | ---- | 1.00 | ---- | 11.84 |
| Closing accumulated depreciation | | | | | | | | | | |
| As at 31-03-2023 | ---- | 1,535.78 | 2,403.84 | 204.04 | 129.89 | 142.46 | 127.95 | 48.24 | 16.81 | 4,609.01 |
| Net carrying amount: | | | | | | | | | | |
| As at 31-03-2023 | 358.24 | 3,256.48 | 2,593.41 | 191.51 | 75.15 | 123.27 | 38.91 | 19.79 | 40.14 | 6,696.90 |

| Particulars | Land - Freehold | Buildings | Plant and Equipments | Electrical Installations | Furniture and Fixtures | Vehicles | Office Equipment's | Computers | Right of use office building* | Total |
|---|-----------------|-----------|----------------------|--------------------------|------------------------|----------|--------------------|-----------|-------------------------------|----------|
| Gross carrying amount: | | | | | | | | | | |
| Gross carrying amount As at 01-04-2021 | 358.24 | 3,330.68 | 3,598.70 | 261.60 | 161.10 | 262.31 | 135.23 | 56.66 | 56.95 | 8,221.47 |
| Additions | ---- | 668.81 | 833.67 | 63.73 | 11.53 | 37.72 | 17.94 | 24.75 | ---- | 1,658.15 |
| Disposal | ---- | ---- | 18.57 | ---- | ---- | 40.78 | 0.17 | 30.90 | ---- | 90.42 |
| Gross carrying amount As at 31-03-2022 | 358.24 | 3,999.49 | 4,413.80 | 325.33 | 172.63 | 259.25 | 153.00 | 50.51 | 56.95 | 9,789.20 |
| Accumulated Depreciation: | | | | | | | | | | |
| Opening accumulated depreciation | | | | | | | | | | |
| As at 01-04-2021 | ---- | 1,009.66 | 1,574.12 | 97.75 | 102.85 | 73.31 | 80.04 | 44.77 | 12.59 | 2,995.09 |
| Charge for the year | ---- | 224.01 | 385.03 | 44.42 | 12.26 | 63.98 | 27.59 | 10.93 | 2.16 | 770.38 |
| Disposal | ---- | ---- | 17.65 | ---- | ---- | 38.45 | 0.15 | 30.14 | ---- | 86.39 |
| Closing accumulated depreciation | | | | | | | | | | |
| As at 31-03-2022 | ---- | 1,233.67 | 1,941.50 | 142.17 | 115.11 | 98.84 | 107.48 | 25.56 | 14.75 | 3,679.08 |
| Net carrying amount: | | | | | | | | | | |
| As at 31-03-2022 | 358.24 | 2,765.82 | 2,472.30 | 183.16 | 57.52 | 160.41 | 45.52 | 24.95 | 42.20 | 6,110.12 |

* Refer note no. 36(i)(b)

4 Capital Work-in-Progress

(₹ in Lakhs)

| Particulars | As at 31 st March, 2023 | As at 31 st March, 2022 |
|--------------------------|------------------------------------|------------------------------------|
| Capital Work in Progress | 22.96 | 777.98 |

| CWIP / Intangible Assets under development | Amount in CWIP / Intangible Assets under development for a period of | | | | Total |
|--|--|-----------|-----------|------------------|-------|
| | Less than 1 Year | 1-2 Years | 2-3 Years | More than 3 Year | |

Capital Work-In-Progress / Intangible assets under development Ageing

As at 31 March 2023

| | | | | | |
|--------------------------------|-------|------|------|------|-------|
| Projects in progress | 22.96 | ---- | ---- | ---- | 22.96 |
| Projects temporarily suspended | ---- | ---- | ---- | ---- | ---- |

As at 31 March 2022

| | | | | | |
|--------------------------------|--------|------|------|------|--------|
| Projects in progress | 777.98 | ---- | ---- | ---- | 777.98 |
| Projects temporarily suspended | ---- | ---- | ---- | ---- | ---- |

Note: There are no Projects whose completion is overdue or has exceeded its cost.

NOTES FORMING PART OF THE FINANCIAL STATEMENTS

(₹ in Lakhs)

5 Intangible assets

| Particulars | Computer Software | Total |
|--|-------------------|---------------|
| Gross carrying amount: | | |
| Gross carrying amount As at 01-04-2022 | 391.08 | 391.08 |
| Additions | 15.61 | 15.61 |
| Disposal | ---- | ---- |
| Gross carrying amount As at 31-03-2023 | 406.69 | 406.69 |
| Accumulated Amortization: | | |
| Closing accumulated amortization As at 01-04-2022 | 350.50 | 350.50 |
| Depreciation charged during the year | 20.01 | 20.01 |
| Disposal | ---- | ---- |
| Closing accumulated amortization As at 31-03-2023 | 370.51 | 370.51 |
| Net carrying amount: | | |
| As at 31-03-2023 | 36.18 | 36.18 |
| Intangible assets | | |
| Gross carrying amount: | | |
| Gross carrying amount As at 01-04-2021 | 372.23 | 372.23 |
| Additions | 21.85 | 21.85 |
| Disposal | 3.00 | 3.00 |
| Gross carrying amount As at 31-03-2022 | 391.08 | 391.08 |
| Accumulated Amortization: | | |
| Closing accumulated amortization As at 01-04-2021 | 330.53 | 330.53 |
| Depreciation charged during the year | 22.82 | 22.82 |
| Disposal | 2.85 | 2.85 |
| Closing accumulated amortization As at 31-03-2022 | 350.50 | 350.50 |
| Net carrying amount: | | |
| As at 31-03-2022 | 40.58 | 40.58 |

6. Investments

| Particulars | As at 31 st March, 2023 | No. of Unit | As at 31 st March, 2022 |
|---|---------------------------------------|----------------|---------------------------------------|
| Investments at fair value through other comprehensive income | | | |
| Investment in Equity Instruments (Quoted) | | | |
| Siemens Ltd. | ---- | 620 | 14.69 |
| Total (a) | ---- | 620 | 14.69 |
| Investments in Bonds (Quoted) | 20,525.01 | ---- | 14,825.08 |
| Total (b) | 20,525.01 | ---- | 14,825.08 |
| Investments at fair value through profit or loss | | | |
| Investments in Mutual Funds (Quoted) | | | |
| - Debt Funds | 40,195.71 | ---- | 28,552.64 |
| - Equity Funds | 4,042.47 | ---- | 3,611.50 |
| Investment in Portfolio Management Service and AIF | 274.23 | ---- | 958.18 |
| Total (c) | 44,512.41 | ---- | 33,122.32 |
| Total (a+b+c) | 65,037.42 | ---- | 47,962.09 |

NOTES FORMING PART OF THE FINANCIAL STATEMENTS

(₹ in Lakhs)

| Particulars | As at 31 st March, 2023 | As at 31 st March, 2022 |
|---|---------------------------------------|---------------------------------------|
| 7 Loans | | |
| Loans to Vendor | 32.40 | ---- |
| Total | 32.40 | ---- |
| 8 Other financial assets | | |
| Security deposit | 63.12 | 53.18 |
| Bank deposit with original maturity of more than 12 months | ---- | 236.30 |
| Total | 63.12 | 289.48 |
| 9 Other non -current assets | | |
| Capital advance | 284.36 | 270.27 |
| Advance payment of Income Tax (Net of Provision) | 61.31 | 58.29 |
| Balances with Government authorities | 35.28 | 35.49 |
| Total | 380.95 | 364.05 |
| 10 Inventories | | |
| Inventories (lower of cost and net realised value) | | |
| Raw material | 5,541.52 | 8,615.91 |
| Components | 1,015.28 | 1,054.48 |
| Work-in-process. | 10,675.72 | 11,029.23 |
| Stores and spares | 243.98 | 237.61 |
| Total | 17,476.50 | 20,937.23 |
| The above inventories are hypothecated as securities to the bankers against the fund based and non fund based limits availed or to be availed by the company. | | |
| 11 Investments | | |
| Investments at fair value through profit or loss | | |
| Investments in Mutual Funds (Quoted) | | |
| - Debt Funds | 6,675.10 | 4,538.03 |
| - Equity Funds | 48.37 | 173.18 |
| Investments in Bonds (Quoted) | ---- | 3,454.06 |
| Total | 6,723.47 | 8,165.27 |

NOTES FORMING PART OF THE FINANCIAL STATEMENTS

(₹ in Lakhs)

| Particulars | As at | |
|---|------------------------------|------------------------------|
| | 31 st March, 2023 | 31 st March, 2022 |
| 12 Trade Receivables | | |
| Trade Receivables considered good - Secured | ---- | ---- |
| Trade Receivables considered good - Unsecured | 22,649.30 | 18,615.00 |
| | 22,649.30 | 18,615.00 |
| Trade Receivable which have significant increase in credit risk | 11.44 | 526.27 |
| Trade Receivables credit impaired | ---- | ---- |
| | 22,660.74 | 19,141.27 |
| Less : Expected Credit Loss Allowance | (18.48) | (96.40) |
| Total | 22,642.26 | 19,044.87 |

| Particulars | Outstanding for following periods from the date of Invoice | | | | | Total |
|--|--|-------------------|-----------|-----------|-------------------|------------------|
| | Less than 6 months | 6 months - 1 year | 1-2 years | 2-3 years | More than 3 years | |
| As at 31st March, 2023 | | | | | | |
| (i) Undisputed Trade receivables – considered good | 22,585.22 | 43.81 | 20.27 | 10.94 | 0.50 | 22,660.74 |
| (ii) Undisputed Trade Receivables – which have significant increase in credit risk | ---- | ---- | ---- | ---- | ---- | ---- |
| (iii) Undisputed Trade Receivables – credit impaired | ---- | ---- | ---- | ---- | ---- | ---- |
| (iv) Disputed Trade Receivables– considered good | ---- | ---- | ---- | ---- | ---- | ---- |
| (v) Disputed Trade Receivables – which have significant increase in credit risk | ---- | ---- | ---- | ---- | ---- | ---- |
| (vi) Disputed Trade Receivables – credit impaired | ---- | ---- | ---- | ---- | ---- | ---- |
| Less : Expected Credit Loss Allowance | ---- | ---- | ---- | ---- | ---- | (18.48) |
| Total | | | | | | 22,642.26 |
| As at 31st March, 2022 | | | | | | |
| (i) Undisputed Trade receivables – considered good | 18,511.37 | 85.17 | 280.02 | ---- | ---- | 18,876.56 |
| (ii) Undisputed Trade Receivables – which have significant increase in credit risk | ---- | ---- | ---- | 9.93 | 254.78 | 264.71 |
| (iii) Undisputed Trade Receivables – credit impaired | ---- | ---- | ---- | ---- | ---- | ---- |
| (iv) Disputed Trade Receivables– considered good | ---- | ---- | ---- | ---- | ---- | ---- |
| (v) Disputed Trade Receivables – which have significant increase in credit risk | ---- | ---- | ---- | ---- | ---- | ---- |
| (vi) Disputed Trade Receivables – credit impaired | ---- | ---- | ---- | ---- | ---- | ---- |
| Less : Expected Credit Loss Allowance | ---- | ---- | ---- | ---- | ---- | (96.40) |
| Total | | | | | | 19,044.87 |

NOTES FORMING PART OF THE FINANCIAL STATEMENTS

(₹ in Lakhs)

| Particulars | As at 31 st March, 2023 | As at 31 st March, 2022 |
|---|---------------------------------------|---------------------------------------|
| 13 Cash and cash equivalents | | |
| Balances with banks | | |
| Cash credit account (Refer below notes) | 1,711.59 | 1,278.78 |
| Current accounts | 35.04 | 26.83 |
| Cash on hand | 25.44 | 24.37 |
| Total | 1,772.07 | 1,329.98 |

Details of Security

Note 1: The working capital facilities are secured against first charge by way of hypothecation of all of the current assets of the company, both current and future.

Note 2: Monthly Statement of current assets filed by the company with banks are in agreement with books of accounts.

(₹ in Lakhs)

| Particulars | As at 31 st March, 2023 | As at 31 st March, 2022 |
|--|---------------------------------------|---------------------------------------|
| 14 Bank balances other than above | | |
| In other deposit accounts | | |
| Term deposits with maturity period more 3 months but less than 12 Months | 5.92 | 3.58 |
| Unpaid dividend account | 12.72 | 13.05 |
| Total | 18.64 | 16.63 |
| 15 Loans | | |
| Loans Receivables considered good - Unsecured | | |
| Loans to vendor and advances to employees | 13.03 | 24.97 |
| Total | 13.03 | 24.97 |
| 16 Other Financial Assets | | |
| Interest income receivable on bonds | 626.07 | 576.74 |
| Security deposit and other deposit | 5.72 | 7.94 |
| Total | 631.79 | 584.68 |
| 17 Other Current Assets | | |
| Unsecured, considered good | | |
| Advances to suppliers | 296.60 | 336.44 |
| Prepaid Expenses | 48.88 | 43.27 |
| Balances with Government authorities | 355.65 | 81.44 |
| Export incentives receivable | 2.66 | 14.68 |
| Total | 703.79 | 475.83 |

NOTES FORMING PART OF THE FINANCIAL STATEMENTS

(₹ in Lakhs)

| Particulars | As at | |
|--|------------------------------|------------------------------|
| | 31 st March, 2023 | 31 st March, 2022 |
| 18 Share Capital | | |
| a) Authorised | | |
| 12,04,00,000 - Equity shares of ₹ 10/- each | 1,204.00 | 1,204.00 |
| | 1,204.00 | 1,204.00 |
| b) Shares issued, subscribed and fully paid | | |
| 1,01,17,120 - Equity shares of ₹ 10/- each | 1,011.71 | 1,011.71 |
| | 1,011.71 | 1,011.71 |
| c) Shares fully paid | | |
| 1,01,17,120 - Equity shares of ₹ 10/- each | 1,011.71 | 1,011.71 |
| | 1,011.71 | 1,011.71 |

d) Reconciliation of the number of shares outstanding at the beginning and at the end of the reporting period.

| Particulars | As at 31 st March, 2023 | | As at 31 st March, 2022 | |
|--|------------------------------------|-----------------|------------------------------------|-----------------|
| | Numbers | ₹ in Lakhs | Numbers | ₹ in Lakhs |
| At the beginning of the period | 1,01,17,120 | 1,011.71 | 1,01,17,120 | 1,011.71 |
| Add / (Less) : Changes during the year | ---- | ---- | ---- | ---- |
| At the end of the period | 1,01,17,120 | 1,011.71 | 1,01,17,120 | 1,011.71 |

e) Terms & Rights attached to each class of shares;

The Company has only one class of equity shares having par value of ₹ 10 per share. Each holder of equity shares is entitled to one vote per share. In the event of the liquidation of the Company, the holders of equity shares will be entitled to receive remaining assets of the Company. The distribution will be in proportion to the number of equity shares held by the shareholders.

f) Shareholding of promoters;

| Promoter Name | As at 31 st March, 2023 | | | As at 31 st March, 2022 | | |
|------------------------------------|------------------------------------|-------------------|--------------------------|------------------------------------|-------------------|--------------------------|
| | No of shares | % of total shares | % change during the year | No of shares | % of total shares | % change during the year |
| Kunjai Lalitkumar Patel | 50,37,922 | 49.80 | ---- | 50,37,922 | 49.80 | 42.74 |
| Kunjai Investments Private Limited | ---- | ---- | ---- | ---- | ---- | 42.94 |
| Taral Kunjal Patel | 20,640 | 0.20 | ---- | 20,640 | 0.20 | 0.20 |

g) Shares held by shareholders each holding more than 5% of the shares

| Shareholder | As at 31 st March, 2023 | | As at 31 st March, 2022 | |
|---|------------------------------------|--------------|------------------------------------|--------------|
| | No. of Shares | % of Holding | No. of Shares | % of Holding |
| Equity shares with voting rights | | | | |
| Kunjai Lalitkumar Patel | 50,37,922 | 49.80 | 50,37,922 | 49.80 |
| Nalanda India Equity Fund Limited | 6,47,732 | 6.40 | 6,47,732 | 6.40 |
| Nippon Life India Trustee Company Limited | 8,73,167 | 8.63 | 5,53,486 | 5.47 |
| Nalanda India Fund Limited | 3,63,340 | 3.59 | 7,88,340 | 7.79 |
| HDFC Small Cap Fund | 8,84,430 | 8.74 | ---- | ---- |

NOTES FORMING PART OF THE FINANCIAL STATEMENTS

(₹ in Lakhs)

| Particulars | As at 31 st March, 2023 | As at 31 st March, 2022 |
|--|---------------------------------------|---------------------------------------|
| 19 Other Equity | | |
| General Reserve | 44,503.90 | 44,503.90 |
| Equity Instruments through Other Comprehensive Income | ---- | 14.41 |
| Retained Earnings | 65,205.70 | 48,683.27 |
| Capital Reserve on Amalgamation | 1.26 | 1.26 |
| Capital redemption Reserve | 0.04 | 0.04 |
| Total | 1,09,710.90 | 93,202.88 |
| General Reserve (transfer of a portion of the net profit) | | |
| Balance as per the last financial statements | 44,503.90 | 44,503.90 |
| Total | 44,503.90 | 44,503.90 |
| Capital Reserve on Amalgamation (Due to Amalgamation) | | |
| Balance as per the last financial statements | 1.26 | 1.26 |
| Add: Current year transfer | ---- | ---- |
| Total | 1.26 | 1.26 |
| Capital Redemption Reserve (Due to amalgamation) | | |
| Balance as per the last financial statements | 0.04 | 0.04 |
| Add: Current year transfer | ---- | ---- |
| Total | 0.04 | 0.04 |
| Equity Instruments through Other Comprehensive Income (Refer note below) | | |
| As per last Balance Sheet | 14.41 | 11.16 |
| Add/Less : Additions/(Deletions) during the year | 4.65 | 3.25 |
| Transfer of gain/(loss) on FVOCI equity investments to retained earnings | (19.06) | ---- |
| Total | ---- | 14.41 |
| Retained Earnings | | |
| Balance as per the last financial statements | 48,683.27 | 37,887.42 |
| Add : Profit for the year as per Statement of Profit and Loss | 19,994.28 | 13,283.79 |
| Add : Transfer of gain/(loss) on FVOCI equity investments | 19.06 | ---- |
| Add/(Less): Remeasurement of the Net Defined benefit liability/asset, (net of tax effect) | 50.08 | 41.34 |
| Less: Appropriations of Final Dividend | (3,540.99) | (2,529.28) |
| Total | 65,205.70 | 48,683.27 |

Note: 1. Equity Instrument held at FVOCI: The Company has elected to recognise changes in the fair value of certain investment in equity instrument in other comprehensive income. This amount will be reclassified to retained earnings on derecognition of equity instrument.

(₹ in Lakhs)

| Particulars | As at 31 st March, 2023 | As at 31 st March, 2022 |
|---|---------------------------------------|---------------------------------------|
| 20 Provisions | | |
| Provision for employee benefits | | |
| Provision for Gratuity (refer note 37(B)) | 625.50 | 669.51 |
| Provision for compensated absences (Refer note no. 37(C)) | 538.04 | 490.37 |
| Total | 1,163.54 | 1,159.88 |

NOTES FORMING PART OF THE FINANCIAL STATEMENTS

(₹ in Lakhs)

| Particulars | As at 31 st March, 2023 | As at 31 st March, 2022 |
|---|---------------------------------------|---------------------------------------|
| 21 Deferred Tax Liabilities (Net) | | |
| Deferred Tax Assets | | |
| The balance comprises temporary differences attributable to: | | |
| Provision For Employee Benefit | 351.63 | 343.88 |
| Property, Plant & Equipment's | 19.83 | 29.15 |
| Total DTA | 371.46 | 373.03 |
| Deferred Tax Liability | | |
| The balance comprises temporary differences attributable to: | | |
| Financial Asset at Fair Value Through Profit and Loss | 520.05 | 564.60 |
| Remeasurements of the defined benefit plans | 16.84 | 13.90 |
| Total DTL | 536.89 | 578.50 |
| Net Deferred Tax Asset/(Liability) | (165.43) | (205.47) |

| As at 31 st March, 2023 | Balance Sheet 01.04.2022 | Profit & Loss 2022-23 | OCI 2022-23 | Balance Sheet 31.03.2023 |
|---|-----------------------------|--------------------------|----------------|-----------------------------|
| Provision For Employee Benefit | 329.98 | 21.66 | 16.84 | 334.79 |
| Property, Plant & Equipment's | 29.15 | (9.33) | - | 19.83 |
| Financial Asset at Fair Value Through Profit and Loss | (564.60) | 44.55 | - | (520.05) |
| Net Deferred tax Asset/(Liabilities) | (205.47) | 56.88 | 16.84 | (165.43) |

| As at 31 st March, 2022 | Balance Sheet 01.04.2021 | Profit & Loss 2021-22 | OCI 2021-22 | Balance Sheet 31.03.2022 |
|---|-----------------------------|--------------------------|----------------|-----------------------------|
| Provision For Employee Benefit | 310.52 | 33.36 | 13.90 | 329.98 |
| Property, Plant & Equipment's | 39.70 | (10.55) | - | 29.15 |
| Financial Asset at Fair Value Through Profit and Loss | (318.82) | (245.78) | - | (564.60) |
| Others | 6.29 | (6.29) | - | - |
| Net Deferred tax Asset/(Liabilities) | 37.69 | (229.26) | 13.90 | (205.47) |

NOTES FORMING PART OF THE FINANCIAL STATEMENTS

(₹ in Lakhs)

| Particulars | As at | As at |
|---|------------------------------|------------------------------|
| | 31 st March, 2023 | 31 st March, 2022 |
| 22 Trade Payables | | |
| Total outstanding due of micro enterprises and small enterprise (refer note 44) | 29.43 | 32.26 |
| Total Outstanding due of creditors other than micro enterprise and small enterprise | 271.30 | 164.40 |
| Total | 300.73 | 196.66 |

| Particulars | Outstanding for following periods from date of Invoice | | | | Total |
|--|--|------------|------------|------------------|---------------|
| | Less than 1 Year | 1-2 Years | 2-3 Years | More than 3 Year | |
| As at 31 March 2023 | | | | | |
| (i) Micro, Small and Medium Enterprise | 29.43 | --- | --- | --- | 29.43 |
| (ii) Others | 271.30 | --- | --- | --- | 271.30 |
| (iii) Disputed dues – Micro, Small and Medium Enterprise | --- | --- | --- | --- | --- |
| (iv) Disputed dues - Others | --- | --- | --- | --- | --- |
| Total | 300.73 | --- | --- | --- | 300.73 |
| As at 31 March, 2022 | | | | | |
| (i) Micro, Small and Medium Enterprise | 32.26 | --- | --- | --- | 32.26 |
| (ii) Others | 164.40 | --- | --- | --- | 164.40 |
| (iii) Disputed dues – Micro, Small and Medium Enterprise | --- | --- | --- | --- | --- |
| (iv) Disputed dues - Others | --- | --- | --- | --- | --- |
| Total | 196.66 | --- | --- | --- | 196.66 |

| Particulars | As at | As at |
|---|------------------------------|------------------------------|
| | 31 st March, 2023 | 31 st March, 2022 |
| 23 Other Financial Liabilities | | |
| Unpaid dividends | 12.72 | 13.05 |
| Trade/Security Deposit | 50.39 | 68.37 |
| Payable towards other expenses | 437.29 | 357.49 |
| Total | 500.40 | 438.91 |
| 24 Other Current Liabilities | | |
| Advances from Customers | 5,428.14 | 6,770.67 |
| Statutory remittances | 2,357.90 | 1,344.81 |
| Salary and wages payable | 681.02 | 780.02 |
| Total | 8,467.06 | 8,895.50 |
| 25 Provisions | | |
| Provision for employee benefits | | |
| Gratuity Payable (refer note no. 37(B)) | 97.87 | 90.84 |
| Provision for compensated absences (Refer note no. 37(C)) | 68.72 | 60.27 |
| Bonus | 220.92 | 240.40 |
| Provision - Others | | |
| Warranties (refer note no. 41) | 491.85 | 479.02 |
| Provision for unspent CSR (refer note no. 39) | 0.21 | 36.92 |
| Total | 879.57 | 907.45 |
| 26 Current Tax Liabilities | | |
| Provision for Tax (Net of Advance Tax) | 52.14 | 105.30 |
| Total | 52.14 | 105.30 |

NOTES FORMING PART OF THE FINANCIAL STATEMENTS

(₹ in Lakhs)

| Particulars | For the year ended 31 st March, 2023 | For the year ended 31 st March, 2022 |
|--|--|--|
| 27 Revenue from operations | | |
| Sale of Products (Refer note no. 42) | 1,34,814.69 | 1,09,919.44 |
| Sale of Services (Refer note no. 42) | 2,802.01 | 2,257.81 |
| | 1,37,616.70 | 1,12,177.25 |
| Other Operating Revenue | | |
| Recoveries towards incidental services | 893.71 | 543.65 |
| | 893.71 | 543.65 |
| Total | 1,38,510.41 | 1,12,720.90 |
| 28 Other Income | | |
| Interest Income (refer note no. 28 (i)) | 1,611.67 | 1,456.35 |
| Dividend Income | 2.77 | 46.34 |
| Other Non operating income (net of expenses directly attributable to such income) | | |
| Doubtful debts and written back, net | 123.44 | 48.08 |
| Profit on sale of Property, plant and equipment | 70.95 | 12.05 |
| Other Miscellaneous Income | 83.54 | 39.09 |
| Export Incentives | 18.15 | 26.11 |
| Net gain on foreign currency transaction and translation | 18.74 | 11.34 |
| Other gains and losses | | |
| Net Gain/(loss) arising on financial asset designated as at FVTPL | 1,708.39 | 1,924.05 |
| Net gain/loss on sale of investments | 370.09 | 731.59 |
| Total | 4,007.74 | 4,295.00 |
| Note No. 28 (i) Interest income | | |
| Interest income comprises of : | | |
| Interest on banks deposits and others | 9.26 | 83.40 |
| Interest on bonds | 1,485.83 | 1,228.96 |
| Other Interest income | 116.58 | 143.99 |
| Total | 1,611.67 | 1,456.35 |
| 29 Cost of Raw Material and Components | | |
| Cost of Raw Material Consumed | 76,093.98 | 65,249.81 |
| Consumption of components and stores | 26,818.14 | 25,762.84 |
| Total | 1,02,912.12 | 91,012.65 |
| 30 Changes in inventories of finished goods, work-in-process and stock-in-trade | | |
| Inventories at the end of the year: | | |
| Work In Process | 10,675.72 | 11,029.23 |
| | 10,675.72 | 11,029.23 |
| Inventories at the beginning of the year: | | |
| Work In Process | 11,029.23 | 7,745.77 |
| | 11,029.23 | 7,745.77 |
| Net (increase) / decrease | 353.51 | (3,283.46) |

NOTES FORMING PART OF THE FINANCIAL STATEMENTS

(₹ in Lakhs)

| Particulars | For the year ended 31 st March, 2023 | For the year ended 31 st March, 2022 |
|--|--|--|
| 31 Employee benefits expense | | |
| Salaries, Wages and Bonus | 3,630.48 | 3,530.03 |
| Contributions to Provident Fund and Other Funds (refer note no. 37(A)) | 373.66 | 337.12 |
| Staff Welfare | 9.21 | 20.43 |
| Total | 4,013.35 | 3,887.58 |
| 32 Finance costs | | |
| Bank interest and charges | 89.04 | 79.68 |
| Total | 89.04 | 79.68 |
| 33 Other Expenses | | |
| Power and Fuel | 614.51 | 481.35 |
| Labour Charges | 1,862.20 | 1,606.66 |
| Repairs and maintenance : | | |
| - on building | 57.13 | 42.32 |
| - on machinery | 434.93 | 241.75 |
| - others | 64.96 | 111.64 |
| Rent (Refer note no. 36(i)(a)) | 50.59 | 38.43 |
| Consultancy and Testing charges | 744.19 | 763.40 |
| Auditor's Remuneration (Refer below note) | 11.70 | 11.70 |
| Travelling and conveyance | 490.15 | 369.75 |
| Insurance | 125.23 | 110.33 |
| Corporate social responsibility expenditures (Refer note 39) | 228.95 | 198.75 |
| Selling and distribution expenditure | 53.26 | 115.61 |
| Warranty Expenses(Refer note no. 41) | 331.02 | 269.80 |
| Freight outward | 1,991.74 | 1,817.72 |
| Sales Commission | 130.76 | 120.74 |
| Asset Written off/Disposed | 10.43 | 0.93 |
| Bad debts/advances written off | 295.32 | 291.34 |
| Provision for doubtful debts/advances | - | 94.98 |
| Security Expenses | 87.18 | 75.16 |
| Miscellaneous expenses | 559.74 | 443.18 |
| Total | 8,143.99 | 7,205.54 |
| Notes: Auditor's Remuneration | | |
| Payments to the auditors comprises : | | |
| Statutory audit | 11.50 | 11.50 |
| Reimbursement of Expenses | 0.20 | 0.20 |
| Total | 11.70 | 11.70 |

NOTES FORMING PART OF THE FINANCIAL STATEMENTS

(₹ in Lakhs)

| Particulars | For the year ended 31 st March, 2023 | For the year ended 31 st March, 2022 |
|---|--|--|
| 34 TAX EXPENSE | | |
| (a) Income tax expense | | |
| Current tax | | |
| Current tax on profits for the year | 6,091.82 | 3,807.68 |
| Income Tax of earlier years | 7.57 | ---- |
| | 6,099.39 | 3,807.68 |
| <i>Deferred tax</i> | (56.88) | 229.25 |
| | (56.88) | 229.25 |
| | 6,042.51 | 4,036.93 |
| (b) Reconciliation of tax expense and the accounting profit multiplied by India's tax rate | | |
| Profit before income tax expense | 26,036.79 | 17,320.72 |
| Tax at the Indian tax rate of 25.17% (2021-22 – 25.17%) | 6,553.46 | 4,359.62 |
| Tax effect of amounts which are not deductible / (taxable) in calculating taxable income: | | |
| Income considered separately | (378.14) | (270.07) |
| Tax-exempt income (Tax Free Bond Interest) | (206.19) | (202.03) |
| Non-deductible tax expenses (Disallowances u/s 14A, 43B, Capital Expenditure etc) | 49.89 | 89.44 |
| Depreciation | 16.39 | 2.91 |
| Others | 7.11 | 57.06 |
| Income Tax Expense | 6,042.51 | 4,036.93 |

35 Earnings per share (EPS)

Basic EPS amounts are calculated by dividing the profit for the year attributable to equity holders of the Company by the weighted average number of Equity shares outstanding during the year.

Diluted EPS amounts are calculated by dividing the profit attributable to equity holders of the Company by the weighted average number of Equity shares outstanding during the year.

(₹ in Lakhs)

| Particulars | For the year ended 31 st March, 2023 | For the year ended 31 st March, 2022 |
|---|--|--|
| Profit attributable to Equity share holders of Company | | |
| Profit after tax available for equity share shareholders | 19,994.28 | 13,283.79 |
| Weighted Average number of equity shares | 1,01,17,120 | 1,01,17,120 |
| Basic and Diluted earnings per share | 197.63 | 131.30 |
| (Face value per share ₹ 10/- each) | | |

NOTES FORMING PART OF THE FINANCIAL STATEMENTS

36 Leases :

(i) As Lessee

(a) Operating Leases

The Company has taken various premises under operating lease. The Lease agreements have no sub leases. These Lease are generally cancellable and are renewable by mutual consent on mutually agreed terms. There are no restrictions imposed by lease agreements. The lease payment recognised in the statement of profit & loss during the year is ₹ 50.59 lakhs (P.Y. ₹ 38.43 lakhs).

(b) Finance Leases

The Right -of - use(ROU) asset has been created on account of prepayments made by the company towards lease hold office building.

| Particulars | For the year ended 31 st March, 2022 | For the year ended 31 st March, 2021 |
|---|--|--|
| Depreciation charges for Right - of use asset | 2.06 | 2.16 |

(ii) As Lessor

Company has not given any asset on lease.

37 Employee benefits

[A] Defined contribution plans:

The Company makes contributions towards provident fund and superannuation fund to defined contribution retirement benefit plan for qualifying employees. The provident fund contributions are made to Government administered Employees Provident Fund. Both the employees and the Company make monthly contributions to the Provident Fund Plan equal to a specified percentage of the covered employee's salary. The superannuation fund is administered by the Life Insurance Corporation of India. Under the plan, the Company is required to contribute a specified percentage of the covered employee's salary to the retirement benefit plan to fund the benefits. The scheme will not covered newly joined employees on or after October 1, 2009.

The Company recognised ₹ 246.40 lakhs (31.03.2022: ₹ 221.56 lakhs) for contributions to various funds in the Statement of Profit and Loss.

[B] Defined benefit plan:

The company's plan assets in respect of Gratuity are Partly funded through the Group Scheme of Life Insurance Corporation of India and ICICI Prudential Life Insurance Co. Ltd. The scheme provides for payment to vested employees as under:

- i) On normal retirement / early retirement / withdrawal / resignation: As per the provisions of Payment of Gratuity Act, 1972 with vesting period of 5 years of service.
- ii) On death in service: As per the provisions of Payment of Gratuity Act, 1972 without any vesting period.

The following table sets out the status of the gratuity plan and the amounts recognised in the Company's financial statements as at March 31, 2023.

NOTES FORMING PART OF THE FINANCIAL STATEMENTS

(₹ in Lakhs)

| Particulars | Gratuity - Funded as on | |
|---|------------------------------|------------------------------|
| | 31 st March, 2023 | 31 st March, 2022 |
| a) Reconciliation in present value of obligations (PVO) - defined benefit obligation: | | |
| Present value of benefit obligation at the beginning of the period | 1,803.44 | 1,630.34 |
| Interest cost | 123.61 | 103.20 |
| Current service cost | 67.85 | 61.11 |
| Actuarial (gains)/losses due to change in demographic assumptions, change in financial assumptions & change in experience | (61.03) | 20.73 |
| Benefits paid | (42.48) | (11.94) |
| Present value of benefit obligation at the end of the period | 1,891.39 | 1,803.46 |
| b) Change in fair value of plan assets: | | |
| Fair value of plan assets at the beginning of the year | 1,043.10 | 874.69 |
| Expected return on plan assets | 70.69 | 55.37 |
| Return on plan assets, excluding Interest income | 5.89 | 75.98 |
| Contributions by the employer | 90.84 | 49.00 |
| Benefits paid | (42.48) | (11.94) |
| Fair value of plan assets at the end of the year | 1,168.04 | 1,043.12 |
| c) Reconciliation of PVO and fair value of plan assets: | | |
| Present value of benefit obligation at the end of the period | 1,891.39 | 1,803.46 |
| Fair value of planned assets at the end of year | 1,168.04 | 1,043.12 |
| Funded status | (723.36) | (732.94) |
| Net asset/(liability) recognised in the balance sheet | (723.35) | (760.34) |
| d) Net cost for the year ended: | | |
| Interest cost | 123.61 | 103.20 |
| Current service cost | 67.85 | 61.11 |
| Expected return on plan assets | (70.69) | (55.37) |
| Actuarial (gains)/ losses | (66.92) | (55.24) |
| Net cost | 53.85 | 53.70 |
| e) Amount recognised in other comprehensive income | | |
| Remeasurements : | | |
| Actuarial (gains)/ losses | (66.92) | (55.24) |
| f) Actual return on the plan assets: | 70.69 | 55.37 |
| g) Major category of assets as at: | | |
| Insurer managed funds | 1,168.04 | 1,043.12 |
| h) Assumption used in accounting for the gratuity plan: | | |
| Discount rate (%) | 7.46% | 6.96% |
| Rate of return on plan assets (for funded scheme) | 7.96% | 6.96% |
| Expected retirement age of employees (years) | 60 & 70 | 60 & 70 |
| Salary escalation rate (%) | 7.50% | 7.50% |
| Rate of leaving service | 8.00% | 8.00% |

Note 1: Discount rate is determined by reference to market yields at the balance sheet date on Government bonds, where the currency and terms of the Government bonds are consistent with the currency and estimated terms for the benefit obligation.

Note 2: The estimate of future salary increases taken into account inflation, seniority, promotion and other relevant factors such as supply and demand in the employment market.

Note 3: 100% of the plan assets are invested in group gratuity scheme offered by LIC of India and ICICI Prudential Life Insurance Co. Ltd. alongwith bank balance.

NOTES FORMING PART OF THE FINANCIAL STATEMENTS

l) Sensitivity analysis

Reasonably possible changes at the reporting date to one of the relevant actuarial assumptions, holding other assumptions constant, would have affected the defined benefit obligation by the amounts shown below.

(₹ in Lakhs)

| Particulars | 31 st March , 2023 | 31 st March , 2022 |
|--|-------------------------------|-------------------------------|
| Projected Benefit Obligation on Current Assumptions | 1,891.41 | 1,803.46 |
| Delta Effect of +1 % Change in Rate of Discounting | (78.29) | (95.61) |
| Delta Effect of -1 % Change in Rate of Discounting | 84.66 | 106.95 |
| Delta Effect of +1 % Change in Rate of Salary Increase | 83.82 | 105.34 |
| Delta Effect of -1 % Change in Rate of Salary Increase | (78.96) | (96.00) |
| Delta Effect of +1 % Change in Rate of Employee Turnover | (0.57) | (3.76) |
| Delta Effect of -1 % Change in Rate of Employee Turnover | 0.59 | 4.12 |

Although the analysis does not take account of the full distribution of cash flows expected under the plan, it does provide an approximation of the sensitivity of the assumptions shown.

Based on the actuarial valuation obtained in this respect, the following table sets out the status of the gratuity plan and the amounts recognised in the Company's financial statements as at balance sheet date:

(₹ in Lakhs)

| Particulars | 31 st March , 2023 | 31 st March , 2022 |
|---|-------------------------------|-------------------------------|
| Total employee benefit liabilities | | |
| Non-current | 625.50 | 669.51 |
| Current | 97.87 | 90.84 |
| Total | 723.37 | 760.35 |

[C] Other Long term Benefit plan:

The Company's Long Term benefits includes Leave Encashment payable at the time of retirement subject to, policy of maximum leave accumulation of company. The scheme is not funded.

(₹ in Lakhs)

| Particulars | Leave encashment | |
|--|-------------------------------|-------------------------------|
| | 31 st March , 2023 | 31 st March , 2022 |
| Obligation at the year beginning | 550.64 | 478.03 |
| Actuarial (gains) / losses on obligation | 56.13 | 72.61 |
| Obligation at the year end | 606.77 | 550.64 |

NOTES FORMING PART OF THE FINANCIAL STATEMENTS

38 Related party transactions

(A) Names of the related parties and description of relationship

I) List of Related Parties

| Sr.No. | Name of related party | Nature of relation |
|--------|--|--|
| 1 | Kunjai Investments Private Limited | Entity having significant influence over the company (upto 1 st June 2020 and subsequently amalgamated with the Voltamp Transformers Limited) |
| 2 | Shri Kunjalbhai L. Patel | Key Managerial Person (Vice Chairman & Managing Director) (Promoter) |
| 3 | Shri Kanubhai S. Patel | Key Managerial Person (Chairman & Managing Director) |
| 4 | Shri Hemant P. Shaparia | Independent Director |
| 5 | Smt. Paulomi Jabal Lashkari | Woman Independent Director (14 th August 2020 to 2 nd June 2022) |
| 6 | Shri Rajendra Chhotalal Patel | Independent Director (14 th August 2020 to 27 th July 2022) |
| 7 | Ms. Visha S. Suchde | Women Independent Director (From 20 th June 2022) |
| 8 | Shri Jabal C. Lashkari | Independent Director (From 20 th June 2022) |
| 9 | Shri. Sanket K. Rathod | Company Secretary & Compliance officer |
| 10 | Smt. Urmilaben L. Patel | Relative of Key Managerial Person |
| 11 | Smt. Taral K. Patel | Non -Executive Director Relative of Key Managerial Person |
| 12 | Smt. Vanlila K Patel | Relative of Key Managerial Person |
| 13 | Haribhai Kevalbhai Patel Public Charitable Trust | Key Managerial Person is a Trustee |
| 14 | Samvedana Foundation | Key Managerial Person is a Director |
| 15 | United Way of Baroda | Key Managerial Person is a Chairman |
| 16 | Baroda Citizen council | Relative of Key Managerial Person is Vice Chairman |
| 17 | Shri Shailesh Prajapati | Chief Financial Officer (From 25 th May, 2022) |

(B) Particulars of Transactions with Related Parties

(₹ in Lakhs)

| Particulars | Year Ended 31 st March, 2023 | Year Ended 31 st March, 2022 |
|--|--|--|
| Short term employee benefits | 1,051.52 | 906.75 |
| Post-employment benefits - defined contribution plan | 124.95 | 118.06 |
| Post-employment benefits - defined benefit plan | 92.59 | 113.81 |
| Other long term benefits | 38.82 | 31.20 |
| Dividend Paid | 1,770.50 | 1,264.64 |
| Director's sitting fees | 7.00 | 7.10 |
| Total Compensation paid to Key Managerial Personnel | 3,085.38 | 2,441.56 |

NOTES FORMING PART OF THE FINANCIAL STATEMENTS

(₹ in Lakhs)

| Name of Related Party | Nature of transaction | Year Ended 31 st March, 2023 | Year Ended 31 st March, 2022 |
|----------------------------|-------------------------|--|--|
| Shri Kunjalbhai L. Patel | Managerial Remuneration | 526.92 | 454.79 |
| Shri Kanubhai S. Patel | Managerial Remuneration | 605.92 | 511.12 |
| Shri Vallabh N. Madhani | Remuneration | ---- | 48.12 |
| Shri Shailesh P. Prajapati | Remuneration | 24.46 | ---- |
| Shri Sanket K. Rathod | Remuneration | 19.17 | 10.78 |
| Shri Kunjalbhai L. Patel | Dividend | 1,763.27 | 1,259.48 |
| Smt. Taral K. Patel | Dividend | 7.22 | 5.16 |
| United Way of Baroda | CSR | 15.50 | 23.95 |
| Baroda Citizen council | CSR | 6.59 | 7.22 |
| Total | | 2,969.05 | 2,320.62 |

(C) The following balances were outstanding at the end of the reporting period:

(₹ in Lakhs)

| Particulars | Amounts Owed to related parties as at | |
|--------------------------|---------------------------------------|------------------------------|
| | 31 st March, 2023 | 31 st March, 2022 |
| Shri Kunjalbhai L. Patel | 200.00 | 163.43 |
| Shri Kanubhai S. Patel | 257.69 | 162.82 |
| Total | 457.69 | 326.25 |

39 Corporate Social Responsibility

As per Section 135 of the Companies Act, 2013, a Company, meeting the applicability threshold, needs to spend atleast 2% of its average net profit for the immediate preceding three financial years on Corporate Social Responsibility (CSR) activities. The areas for CSR activities are eradication of hunger and malnutrition, promoting education, art and culture, healthcare, destitute care and rehabilitation, environment sustainability, disaster relief and rural development projects. A CSR committee has been formed by the Company as per Act. The funds were Primarily allocated to a corpus and utilised through the year on these activities which are specified in Schedule VII of the Companies Act, 2013.

- Gross Amount to be spent by the Company during the year is ₹ 228.84 Lakhs
- Amount Spent during the year on:

(₹ in Lakhs)

| Particular | In Cash | Yet to be paid in cash* | Total |
|--|---------------|-------------------------|-------------------|
| i) Construction/acquisition of any asset | ---- | ---- | ---- |
| ii) On purpose other than (i) above | 228.95 | ---- | 228.95 |
| Total | 228.95 | ---- | 228.95 |
| Particular | | | 31.03.2023 |
| Shortfall at the end of the year | | | ---- |
| Total of previous years shortfall | | | 178.25 |

Reason for shortfall.

The CSR Committee of the Company is on look out for other NGOs/Trusts understanding socially relevant projects in vicinity of the Company's factories / locations as permissible under Schedule VII to the Companies Act, 2013.

NOTES FORMING PART OF THE FINANCIAL STATEMENTS

Nature of CSR activities

Health & Education promotion, Eradicating hunger and malnutrition, Promotion of sports, Women Empowerment etc.

Details of related party transactions

| Name and relation of Related party | Nature of Transactions | For the year ended 31 st March, 2023 | For the year ended 31 st March, 2022 |
|------------------------------------|------------------------|---|---|
| United Way of Baroda | CSR | 15.50 | 23.95 |
| Baroda Citizen council | CSR | 6.59 | 7.22 |

Movements in the provision of CSR during the year

| Particular | As at 31 st March, 2023 | As at 31 st March, 2022 |
|--------------------------------------|------------------------------------|------------------------------------|
| Balance at the beginning of the year | 36.92 | 24.02 |
| Provision made during the year | --- | 34.59 |
| Provision utilised during the year | (36.72) | (21.69) |
| Balance at the end of the year | 0.21 | 36.92 |

40 Operating Segments

The Company has only one operating segment, i.e. manufacturing of electrical transformers.

Revenue contributed by any single customer in any of the operating segments, whether reportable or otherwise, does not exceed ten percent of the Company total Revenues.

41 Disclosure relating to Provision

Provision for warranty

Warranty cost are provided based on a technical estimated of the costs required to be incurred for repairs, replacement, material cost, servicing and past experience in respect of warranty costs. It is expected that this expenditure will be incurred over the contractual warranty period.

The movement in the above provisions are summarised below:

| Particulars | Warranty | |
|--|------------------------------------|------------------------------------|
| | As at 31 st March, 2023 | As at 31 st March, 2022 |
| Balance as at 1 st April | 479.02 | 364.87 |
| Provision: | | |
| Created | 331.02 | 269.80 |
| Utilised | (318.19) | (155.65) |
| Balance as at 31st March | 491.85 | 479.02 |

(₹ in Lakhs)

NOTES FORMING PART OF THE FINANCIAL STATEMENTS

42 Disclosure under Ind AS 115 Revenue from contracts with customers

The company derives revenue from sale of products and service from its contract with customers. The revenue have been disclosed in Note No. 27.

(a) Disaggregation of revenue from contracts with customers

(₹ in Lakhs)

| Particulars | For the year ended 31 st March, 2023 | For the year ended 31 st March, 2022 |
|--|--|--|
| Revenue from contracts with customers | | |
| Revenue from sale of products | 1,34,814.69 | 1,09,919.44 |
| Revenue from services income | 2,802.01 | 2,257.81 |
| Revenue from contracts with customers | | |
| Revenue from sale of products | | |
| India | 1,31,590.73 | 1,07,624.39 |
| Export (including deemed export) | 3,223.96 | 2,295.05 |
| Total | 1,34,814.69 | 1,09,919.44 |
| Revenue from services income | | |
| India | 2,777.11 | 2,252.79 |
| Export | 24.89 | 5.02 |
| Total | 2,802.01 | 2,257.81 |

43 Contingent Liabilities and Capital Commitments

(₹ in Lakhs)

| Particulars | As at 31 st March, 2023 | As at 31 st March, 2022 |
|--|---------------------------------------|---------------------------------------|
| a) Contingent Liabilities : | | |
| Bank Guarantee | 29,214.70 | 27,424.58 |
| b) No Provision has been made for the following demands raised by the authorities since the Company has reason to believe that it would get relief at the appellate stage : | | |
| Central Excise Duty | 326.08 | 327.30 |
| Income Tax | 960.94 | 1,056.68 |
| | 1,287.02 | 1,383.98 |
| c) Capital Commitments | | |
| Estimated amount of contracts remaining to be executed on capital account & not provided for Net of Advances. | 370.36 | 266.73 |

NOTES FORMING PART OF THE FINANCIAL STATEMENTS

44 Disclosure related to Micro, Small and Medium enterprises

On the basis of confirmation obtained from the supplier who have registered themselves under the Micro, Small and Medium Enterprises Development Act, 2006 (MSMED Act, 2006) and based on the information available with the company, the following are the details:

Outstanding dues to Micro, Small and Medium enterprises.

| Particulars | (₹ in Lakhs) | |
|--|---------------------------------------|---------------------------------------|
| | As at 31 st March, 2023 | As at 31 st March, 2022 |
| a) The principal amount and the interest due thereon remaining unpaid to any supplier at the end of each accounting year | 29.43 | 32.26 |
| b) The amount of interest paid by the buyer in terms of section 16 of the Micro, Small and Medium Enterprises Development Act, 2006 (27 of 2006), along with the amount of the payment made to the supplier beyond the appointed day during each accounting year. | ---- | ---- |
| c) The amount of interest due and payable for the period of delay in making payment (which has been paid but beyond the appointed day during the year) but without adding the interest specified under the Micro, Small and Medium Enterprises Development Act, 2006. | ---- | ---- |
| d) The amount of interest accrued and remaining unpaid at the end of each accounting year. | ---- | ---- |
| e) The amount of further interest remaining due and payable even in the succeeding years, until such date when the interest dues above are actually paid to the small enterprise, for the purpose of disallowance of a deductible expenditure under section 23 of the Micro, Small and Medium Enterprises Development Act, 2006. | ---- | ---- |

Note 1: The principal amount due to Micro, Small and Medium Enterprises includes Retention amount of ₹ 12.44 Lakhs (PY ₹ 13.06 Lakhs)

Note 2: Out of above, amount pertaining to Medium Enterprises is ₹ Nil (PY ₹ 0.53 Lakhs)

NOTES FORMING PART OF THE FINANCIAL STATEMENTS

45 Accounting Ratios

| Sr No. | Particulars | Numerator | Denominator | FY 2022-23 | FY 2021-22 | % Variance | Reasons for variance (if +/- 25%) |
|--------|---|-------------------------------------|------------------------------|------------|------------|------------|---|
| 1 | Current Ratio (in times) | Current Asset | Current Liabilities | 4.90 | 4.80 | 2.15% | NA |
| 2 | Debt-Equity Ratio | Total Debt | Shareholder's Equity | NA | NA | NA | NA |
| 3 | Debt Service Coverage Ratio | Earnings available for debt service | Debt Service | NA | NA | NA | NA |
| 4 | Return on Equity Ratio (in %) | Net Profits after taxes | Average Shareholder's Equity | 19.51% | 14.96% | 30.46% | Due to increase in profit |
| 5 | Inventory Turnover Ratio (in times) | Cost of Goods Sold | Average Value of Inventory | 5.38 | 5.21 | 3.17% | NA |
| 6 | Trade Receivables turnover ratio (in times) | Revenue From Operations | Average Trade Receivable | 6.65 | 6.24 | 6.46% | NA |
| 7 | Trade Payable turnover ratio (in times) | Cost of sales+ Other expense | Average Trade Payable | 447.97 | 216.52 | 106.89% | Fast clearances of vendor dues by offering immediate payment against supplies under cash discount scheme. |
| 8 | Net capital turnover ratio (in times) | Revenue From Operations | Working Capital | 3.48 | 2.82 | 23.66% | NA |
| 9 | Net profit ratio (in %) | Net profit After Tax | Total Income | 14.03% | 11.35% | 23.58% | NA |
| 10 | Return on Capital employed (in %) | EBIT | Capital Employed | 23.57% | 18.44% | 27.81% | Due to increase in profit |
| 11 | Return on Investment (in %) | Income from Investment | Average Investment | 5.58% | 7.46% | -25.25% | Due to planned switchover from equity to debt holdings and decline in fair value gain as compared to previous year. |

NOTES FORMING PART OF THE FINANCIAL STATEMENTS

46 FAIR VALUE MEASUREMENTS

Financial instruments by category

(₹ in Lakhs)

| Particulars | As at 31 st March, 2023 | | | As at 31 st March, 2022 | | |
|--|------------------------------------|-------------|------------------|------------------------------------|--------------|------------------|
| | FVTPL | FVOCI | Amortized Cost | FVTPL | FVOCI | Amortized Cost |
| Financial Assets | | | | | | |
| Investments | | | | | | |
| - Equity Instruments | ---- | ---- | ---- | ---- | 14.69 | ---- |
| - Mutual Funds | 50,961.65 | ---- | ---- | 36,875.35 | ---- | ---- |
| - Portfolio Management Service | 274.23 | ---- | ---- | 958.18 | ---- | ---- |
| - Bonds | ---- | ---- | 20,525.01 | ---- | ---- | 18,279.14 |
| Trade Receivables | ---- | ---- | 22,642.26 | ---- | ---- | 19,044.87 |
| Cash and Cash Equivalents | ---- | ---- | 1,772.07 | ---- | ---- | 1,329.98 |
| Bank Balances other than above | ---- | ---- | 18.64 | ---- | ---- | 16.63 |
| Bank deposit with original maturity of more than 12 months | ---- | ---- | ---- | ---- | ---- | 236.30 |
| Loan to Vendor and advance to employee | ---- | ---- | 45.42 | ---- | ---- | 24.97 |
| Security Deposit | ---- | ---- | 63.12 | ---- | ---- | 53.18 |
| Other Financial Assets | ---- | ---- | 631.79 | ---- | ---- | 584.68 |
| Total Financial Assets | 51,235.88 | ---- | 45,698.31 | 37,833.53 | 14.69 | 39,569.75 |
| Financial Liabilities | | | | | | |
| Trade payables | ---- | ---- | 300.73 | ---- | ---- | 196.66 |
| Other financial liabilities | ---- | ---- | 500.40 | ---- | ---- | 438.91 |
| Total Financial Liabilities | ---- | ---- | 801.13 | ---- | ---- | 635.57 |

NOTES FORMING PART OF THE FINANCIAL STATEMENTS

(I) Fair value hierarchy

This section explains the judgments and estimates made in determining the fair values of the financial instruments that are (a) recognized and measured at fair value and (b) measured at amortized cost and for which fair values are disclosed in the financial statements. To provide an indication about the reliability of the inputs used in determining fair value, the Company has classified its financial instruments into the three levels prescribed under the accounting standard. An explanation of each level follows underneath the table.

Financial Assets and Liabilities measured at fair value - recurring fair value measurements

(₹ in Lakhs)

| As at March 31, 2023 | Notes | Level 1 | Level 2 | Level 3 | Total |
|---------------------------------------|--------|------------------|---------|---------|------------------|
| Financial Assets | | | | | |
| Financial Investments at FVTPL | | | | | |
| Mutual Funds | 6 & 11 | 50,961.65 | --- | --- | 50,961.65 |
| Portfolio Management Service (PMS) | 6 | 274.23 | --- | --- | 274.23 |
| Financial Investments at FVOCI | | | | | |
| Equity Instruments | 6 | --- | --- | --- | --- |
| Total Financial Assets | --- | 51,235.88 | --- | --- | 51,235.88 |
| Financial Liabilities | | | | | |
| Total Financial Liabilities | --- | --- | --- | --- | --- |
| As at March 31, 2022 | Notes | Level 1 | Level 2 | Level 3 | Total |
| Financial Assets | | | | | |
| Financial Investments at FVTPL | | | | | |
| Mutual Funds | 6 & 11 | 36,875.35 | --- | --- | 36,875.35 |
| Portfolio Management Service (PMS) | 6 | 958.18 | --- | --- | 958.18 |
| Financial Investments at FVOCI | | | | | |
| Equity Instruments | 6 | 14.69 | --- | --- | 14.69 |
| Total Financial Assets | --- | 37,848.22 | --- | --- | 37,848.22 |
| Financial Liabilities | | | | | |
| Total Financial Liabilities | --- | --- | --- | --- | --- |

Level 1: Level 1 hierarchy includes financial instruments measured using quoted prices. This includes listed equity instruments, mutual funds and Portfolio Management Service (PMS) that have quoted price. The fair value of all equity instruments which are traded in the stock exchanges is valued using the closing price as at the reporting period. The mutual funds are valued using the closing NAV. The Portfolio Management Service (PMS) are valued at the fair value provided by the respective fund manager as at the reporting period.

Level 2: The fair value of financial instruments that are not traded in an active market is determined using valuation techniques which maximise the use of observable market data and rely as little as possible on entity-specific estimates. If all significant inputs required to fair value an instrument are observable, the instrument is included in level 2.

Level 3: If one or more of the significant inputs is not based on observable market data, the instrument is included in level 3.

There are no transfers between levels 1 and 2 during the year.

The Company's policy is to recognise transfers into and transfers out of fair value hierarchy levels at the end of the reporting period.

NOTES FORMING PART OF THE FINANCIAL STATEMENTS

(ii) Valuation technique used to determine fair value

Specific valuation techniques used to value financial instruments include:

- the use of quoted market prices or dealer quotes for similar instruments
- the fair value of the remaining financial instruments is determined using discounted analysis.

47 Financial Risk Management

The Company's Board of Directors has overall responsibility for the establishment and oversight of the Company's risk management framework.

The Company's risk management policies are established to identify and analyse the risks faced by the Company, to set appropriate risk limits and controls and to monitor risks. Risk management policies and systems are reviewed regularly to reflect changes in market conditions and the Company's activities.

(A) Credit risk

Credit risk is the risk of financial loss to the company if customers or counter party to a financial instruments fails to meet its contractual obligations and arises principally from the company's receivables from customers. Credit risk is managed through credit approvals, establishing credit limits and continuously monitoring the credit worthiness of customers to which the company grants the credit terms in the normal course of business. The company establishes an allowance for doubtful debts and impairment that represents its estimates of current losses in respect of trade and other receivables.

Credit risk management

The Company's exposure to credit risk is influenced mainly by the individual characteristics of each customer. The demographics of the customer and including the default risk of the industry, also has an influence on credit risk assessment. Credit risk is managed through credit approvals, establishing credit limits and continuously monitoring the creditworthiness of customers to which the Company grants credit terms in the normal course of business.

The Company considers the probability of default upon initial recognition of asset and whether there has been a significant increase in credit risk on an ongoing basis through each reporting period. To assess whether there is a significant increase in credit risk the Company compares the risk of default occurring on asset as at the reporting date with the risk of default as at the date of initial recognition. It considers reasonable and supportive forwarding-looking information such as:

- i) Actual or expected significant adverse changes in business;
- ii) Actual or expected significant changes in the operating results of the counterparty;
- iii) Financial or economic conditions that are expected to cause a significant change to the counterparty's ability to meet its obligations;
- iv) Significant increase in credit risk on other financial instruments of the same counterparty;
- v) Significant changes in the value of the collateral supporting the obligation or in the quality of the third-party guarantees or credit enhancements.

Financial assets are written off when there is no reasonable expectations of recovery, such as a trade receivables failing to engage in a repayment plan with the Company. Where loans or receivables have been written off, the Company continues to engage in enforcement activity to attempt to recover the receivable due. Where recoveries are made, these are recognized as income in the statement of profit and loss.

For trade receivables, the Company applies the simplified approach permitted by Ind AS 109 Financial Instrument, which requires expected lifetime losses to be recognized from initial recognition of the receivables. When determining whether the credit risk of a financial asset has increased significantly since initial recognition and

NOTES FORMING PART OF THE FINANCIAL STATEMENTS

when estimating expected credit losses, the Company considers reasonable and relevant information that is available without undue cost or effort. This includes both quantitative and qualitative information and analysis, based on the Company's historical experience and informed credit assessment and including forward looking information.

The reconciliation of ECL is as follows:

| Particulars | ₹ in Lakhs | |
|---|---------------------------------------|---------------------------------------|
| | As at 31 st March, 2023 | As at 31 st March, 2022 |
| Balance at the beginning of the year | 96.40 | 32.29 |
| Provision made/(reversed) during the year | (77.92) | 64.12 |
| Balance at the end | 18.48 | 96.40 |

Other than trade and other receivables, the Company has no other financial assets that are past due but not impaired.

| Bucket | March 31, 2023 | March 31, 2022 |
|---|----------------|----------------|
| Not due | 0.00% | 0.00% |
| 0-1 year | 0.19% | 0.34% |
| 1-3 years | 5.49% | 5.19% |
| Greater than 3 years | 0.00% | 3.52% |
| Expected Credit Losses rate | 1.89% | 2.26% |
| Amount of expected credit loss provided for the year (INR in Lakhs) | 18.48 | 96.40 |

(B) Liquidity risk

Liquidity risk is the risk that the Company will encounter difficulty in meeting the obligations associated with its financial liabilities that are settled by delivering cash or another financial asset. The responsibility for liquidity risk management rests with the Board of Directors, which has established an appropriate liquidity risk management framework for the management of the Company's short-term, medium-term and long-term funding and liquidity management requirements. The Company manages liquidity risk by maintaining adequate reserves, banking facilities and reserve borrowing facilities, by continuously monitoring forecast and actual cash flows, and by matching the maturity profiles of financial assets and liabilities.

Maturities of financial liabilities

The tables herewith analyse the Company's financial liabilities into relevant maturity groupings based on their contractual maturities for:

The amounts disclosed in the table are the contractual undiscounted cash flows. Balances due within 12 months equal their carrying balances as the impact of discounting is not significant.

Contractual maturities of financial liabilities

| Particulars | ₹ in Lakhs | | |
|---|------------------|------------------|---------------|
| | Less than 1 year | More than 1 year | Total |
| As at March 31, 2023 | | | |
| Non-derivatives | | | |
| Other financial liabilities | 437.29 | 63.11 | 500.40 |
| Trade payables | 300.73 | ---- | 300.73 |
| Total Non-derivative liabilities | 738.02 | 63.11 | 801.13 |
| As at March 31, 2022 | | | |
| Non-derivatives | | | |
| Other financial liabilities | 357.49 | 81.42 | 438.91 |
| Trade payables | 196.66 | ---- | 196.66 |
| Total Non-derivative liabilities | 554.15 | 81.42 | 635.57 |

NOTES FORMING PART OF THE FINANCIAL STATEMENTS

(C) Market Risk

(i) Price Risk

The company is mainly exposed to the price risk due to its investments in equity instrument, equity and debt mutual funds, Bond and Portfolio management Service (PMS). The price risk arises due to uncertainties about the future market values of these investments. The above instruments risk are arises due to uncertainties about the future market values of these investments.

Management Policy

The company maintains its portfolio in accordance with the framework set by the Risk management Policies. Any new investment or divestment must be approved by the Board of Directors, chief financials officer and Risk Management committee.

(ii) Currency Risk

The company has not significant Exposure for Export's revenue and import of raw material and Property, Plant and Equipment so the company is not subject to risk that changes in foreign currency value impact.

48 Capital Management

Risk management

For the purpose of the Company's capital management, equity includes equity share capital and all other equity reserves attributable to the equity holders of the Company. The Company manages its capital to optimise returns to the shareholders and makes adjustments to it in light of changes in economic conditions or its business requirements. The Company's objectives are to safeguard continuity, maintain a strong credit rating and healthy capital ratios in order to support its business and provide adequate return to shareholders through continuing growth and maximise the shareholders value. The Company funds its operation through internal accruals. The management and Board of Directors monitor the return on capital as well as the level of dividends to shareholders.

49 Other disclosures

- (i) The Company do not have any Benami property, where any proceeding has been initiated or pending against The Company for holding any Benami property.
- (ii) The Company do not have any transactions with companies struck off.
- (iii) The Company do not have any charges or satisfaction which is yet to be registered with ROC beyond the statutory period.
- (iv) The Company have not traded or invested in Crypto currency or Virtual Currency during the year.
- (v) The Company have not advanced or loaned or invested funds to any other person(s) or entity(ies), including foreign entities (Intermediaries) with the understanding that the Intermediary shall: directly or indirectly lend or invest in other persons or entities identified in any manner whatsoever by or on behalf of the company (Ultimate Beneficiaries) or provide any guarantee, security or the like to or on behalf of the Ultimate Beneficiaries.
- (vi) The Company have not received any fund from any person(s) or entity(ies), including foreign entities (Funding Party) with the understanding (whether recorded in writing or otherwise) that The Company shall:(a) directly or indirectly lend or invest in other persons or entities identified in any manner whatsoever by or on behalf of the Funding Party (Ultimate Beneficiaries) or(b) provide any guarantee, security or the like on behalf of the Ultimate Beneficiaries.
- vii) The Company do not have any such transaction which is not recorded in the books of accounts and that has been surrendered or disclosed as income during the year in the tax assessments under the Income Tax Act, 1961 (such as, search or survey or any other relevant provisions of the Income Tax Act, 1961)
- viii) The Company holds all the title deeds of immovable property in its name.
- ix) The Company is not declared as willful defaulter by any bank or financial Institution or other lender.

NOTES FORMING PART OF THE FINANCIAL STATEMENTS

50 Event after reporting Period

Proposed Dividend

The Board of Directors has proposed dividend of ₹ 40 per equity share of ₹ 10 each recommended by the Board of Directors at its meeting held 25th May, 2023. In addition, the Board of Directors has also recommend payment of one time special dividend @ 200% i.e. ₹ 20 per equity share, to commemorate successful completion of 60 years in transformer business. With that total dividend recommended by Board of Directors is 600%, i.e. ₹ 60 per equity share of ₹ 10 each, for the financial year ended March 31, 2023. The same amounts to ₹ 6,070.27 lakhs and its subject to approval at the ensuing Annual General Meeting of the Company.

- 51** The financial statements were authorized for issue in accordance with a resolution passed by the Board of Directors on 25th May, 2023. The financial statements as approved by the Board of Directors are subject to final approval by its Shareholders.
- 52** The previous year's figures have been regrouped / rearranged wherever necessary to make it comparable with the current year.

The accompanying notes are an integral part of the financial statements.

For, C N K & Associates, LLP

Chartered Accountants
Firm Registration No.:101961W/W-100036

Pareen Shah

Partner
Membership No.125011

Place : Vadodara
Date : 25th May, 2023

For and on behalf of the Board For Voltamp Transformers Limited

CIN:L31100GJ1967PLC001437

Kanubhai S. Patel
Chairman & MD
Place : Vadodara

Hemant P. Shaparia
Director
Place : Rajkot

Shailesh Prajapati
CFO
Place : Vadodara
Date : 25th May, 2023

Kunjalbhai L. Patel
Vice Chairman & MD
Place : Vadodara

Visha S. Suchde
Director
Place : Ahmedabad

Sanket Rathod
Company Secretary
Place : Vadodara

Taral K. Patel
Director
Place : Vadodara

Jabal C. Lashkari
Director
Place : Ahmedabad



UNITED WE FIGHT.
UNITED WE WIN.

LIVE UNITED

Mission Shiksha





Voltamp Transformers Limited

REGISTERED OFFICE & WORKS - I:

Makarpura, Vadodara – 390 014, Gujarat.

Phone : +91 265 6141403 / 6141480 / 3041480

WORKS - II:

Village Vadadala, Jarod-Samlaya Road, Tehsil Savli, Dist. Vadodara 391 520

Phone: +91 81286 75081 / 82, 8511187262, 02667 - 677111

E-mail : voltamp@voltamptransformers.com

Website : www.voltamptransformers.com

CIN : L31100GJ1967PLC001437