

K.P.R. MILL LIMITED

Corporate Office : 1st Floor Srivari Shrimat, 1045, Avinashi Road, Coimbatore - 641018. India ☎ : 0422-2207777 Fax : 0422-2207778

13.05.2025

The Listing Department
BSE Limited
Phiroze Jeejeebhoy Towers,
Dalal Street,
Mumbai - 400001

SCRIP CODE: 532889

The Listing Department,
National Stock Exchange of India Ltd
Exchange Plaza, Plot: C/1, G Block,
Bandra-Kurla Complex, Bandra (E),
Mumbai - 400051

SYMBOL: KPRMILL

Dear Sir / Madam,

Sub: Submission of Investor Presentation on Audited Financial Results (Standalone & Consolidated) for the quarter ended 31.03.2025.

With reference to the Outcome of Board Meeting dated 9th May, 2025 we herewith submit the Investor Presentation for the Audited Financial Results (Standalone & Consolidated) of the Company for the quarter ended 31st March, 2025. The same is being uploaded on the Company's website at www.kprmilllimited.com.

Kindly take the above on your records.

Thanking you,

Yours faithfully

For K.P.R. Mill Limited



P. Kandaswamy
Company Secretary & Compliance Officer
FCS: 2172

Encl: As above

KPR MILL LIMITED

RESULT UPDATE
Q4 FY 2025



Safe Harbour

This presentation and the accompanying slides (the “Presentation”), which have been prepared by KPR Mill Limited (the “Company”), have been prepared solely for information purposes and do not constitute any offer, recommendation or invitation to purchase or subscribe for any securities, and shall not form the basis or be relied on in connection with any contract or binding commitment whatsoever. No offering of securities of the Company will be made except by means of a statutory offering document containing detailed information about the Company.

This Presentation has been prepared by the Company based on information and data which the Company considers reliable, but the Company makes no representation or warranty, express or implied, whatsoever, and no reliance shall be placed on, the truth, accuracy, completeness, fairness and reasonableness of the contents of this Presentation. This Presentation may not be all inclusive and may not contain all of the information that you may consider material. Any liability in respect of the contents of, or any omission from, this Presentation is expressly excluded.

Certain matters discussed in this Presentation may contain statements regarding the Company’s market opportunity and business prospects that are individually and collectively forward-looking statements. Such forward-looking statements are not guarantees of future performance and are subject to known and unknown risks, uncertainties and assumptions that are difficult to predict. These risks and uncertainties include, but are not limited to, the performance of the Indian economy and of the economies of various international markets, the performance of the textile industry in India and world-wide, competition, the company’s ability to successfully implement its strategy, the Company’s future levels of growth and expansion, technological implementation, changes and advancements, changes in revenue, income or cash flows, the Company’s market preferences and its exposure to market risks, as well as other risks. The Company’s actual results, levels of activity, performance or achievements could differ materially and adversely from results expressed in or implied by this Presentation. The Company assumes no obligation to update any forward-looking information contained in this Presentation. Any forward-looking statements and projections made by third parties included in this Presentation are not adopted by the Company and the Company is not responsible for such third party statements and projections.

INDIAN TEXTILE INDUSTRY HIGHLIGHTS

- Formidable presence in the Indian economy ranking next to Agriculture.
- Largest single industry in India providing employment to around 50 million people and sharing 20% of the total industrial production and 30% of total value of exports
- Largest producer of cotton with the largest area in the world.
- Production facilities are available across the textile value chain, from spinning to garments manufacturing.
- Quality producers and highly trained manpower at economized cost.
- Highly competitive in spinning sector
- Government introduced new schemes to provide a boost to the textile sector.
- UK FTA offers huge potential to grow the market share
- Government has allowed 100% FDI in the sector under the automatic route

About KPR...



K.P.R. Mill Limited is one of the leading vertically integrated apparel manufacturing Companies in India built on fabulous values with 12 hi-tech manufacturing facilities and around 31,000 employees. Exporting to leading international brands

Textile & Apparel

6 State of the Art Spinning Mills with a capacity to produce 1,00,000 MT of yarn and 10,000 MT of Vortex Viscose yarn

4 State of the Art Garment facilities
Capacity to produce 177 Million knitted Garments

2 State of the Art fabric processing facilities Capacity to process 25,000 MT of fabrics

State of the Art fabric printing facility
Capacity to print 15,000 MT of fabrics

Sugar & Ethanol

20,000 TCD sugar capacity in Karnataka

470 KLPD Ethanol Capacity in Karnataka

Green Power

61.92 MW Wind power capacity to meet 40% of Textile power requirement

90 MW Co-gen power

38 MW Roof top Solar Power

KPR - UNIQUENESS

Vertical integration - from “fibre to fashion economizing cost and time

Best quality cotton ‘Shankar 6’ used for consistent quality

Green Power generation – Wind, Solar & Co-gen – economize Power cost

Around 31,000 dedicated employees (90% women) – Invaluable asset

Acclaimed HR Practices with higher education and Placement services.

Over 1,350 regular domestic clients for yarn and fabric

One of the largest Apparel Manufacturers in India. Exporting to leading brands - over 60 countries

Several International Accreditations

An exemplary ETP in Processing Unit

Eco-friendly cold Processing and sophisticated high resolution printing facility

‘FASO Men & Women innerwear Sportswear and Athleisure

Integrated Sugar, Co-gen and Ethanol production capacity

Proximity to 'Tirupur'- Asia's largest Knitwear premium Cluster

Dynamic and Strategic Management with transparency

Indulged in various CSR activities and good corporate governance practices

Consistent Growth adding value to all stakeholders

Quarterly Highlights

Summary of Consolidated Profit & Loss Statement

₹ in Crores

Revenue
₹ 1,780.15 Cr

EBITDA
₹ 343.84 Cr

PAT
₹ 204.55 Cr

KEY FINANCIALS	Q4FY25	Q3FY25	Q4FY24
Revenue from operations	1768.98	1529.22	1696.72
Other Income	11.17	16.02	11.89
Total Income	1780.15	1545.24	1708.61
EBITDA	343.84	318.24	346.96
EBITDA %	19.3%	20.6%	20.3%
Finance Cost	11.03	9.35	19.69
Depreciation and amortisation	52.08	53.00	49.36
Profit after Tax	204.55	202.25	213.61

Yearly Highlights

Revenue
₹ 6,462.26 Cr

EBITDA
₹ 1,320.42 Cr

PAT
₹ 815.11 Cr

Summary of Consolidated Profit & Loss Statement

₹ in Crores

KEY FINANCIALS	FY25	FY24
Revenue from operations	6387.88	6059.68
Other Income	74.38	67.26
Total Income	6462.26	6126.94
EBITDA	1320.42	1303.95
EBITDA %	20.43%	21.28%
Finance Cost	49.77	74.37
Depreciation and amortisation	207.87	189.19
Profit after Tax	815.11	805.35

Yarn & Fabric Sales Value - ₹ Crores



Yarn & Fabric Sales Volume - MT



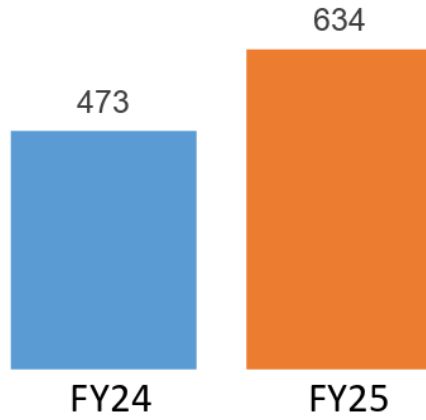
Garment Sales Value – ₹ Crores



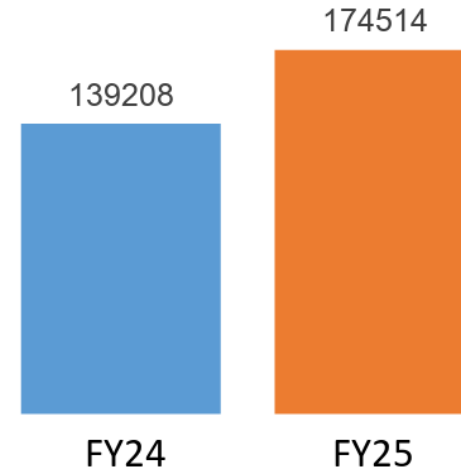
Garment Sales Volume – Million
Garment



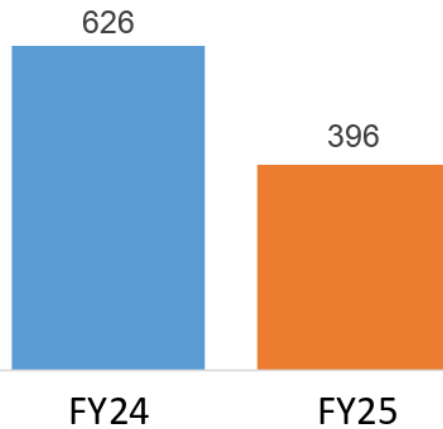
Sugar Sales Value – ₹ Crores



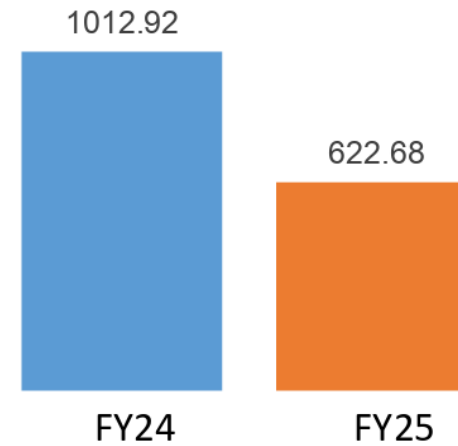
Sugar Sales Volume – MT



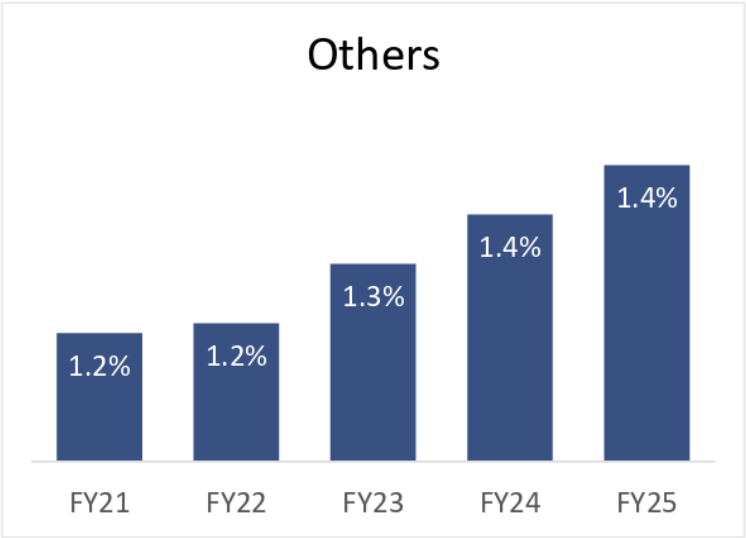
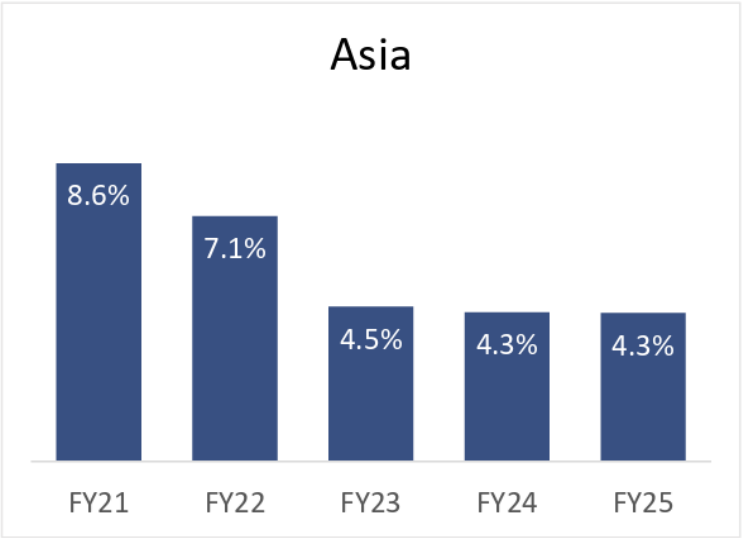
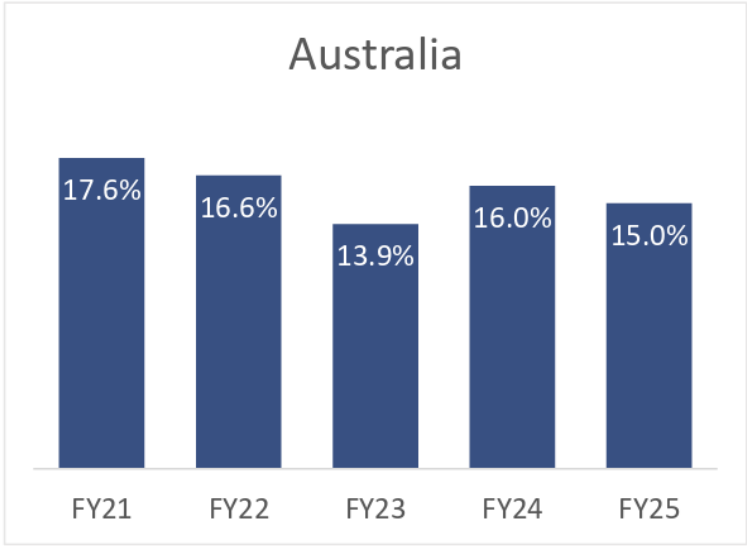
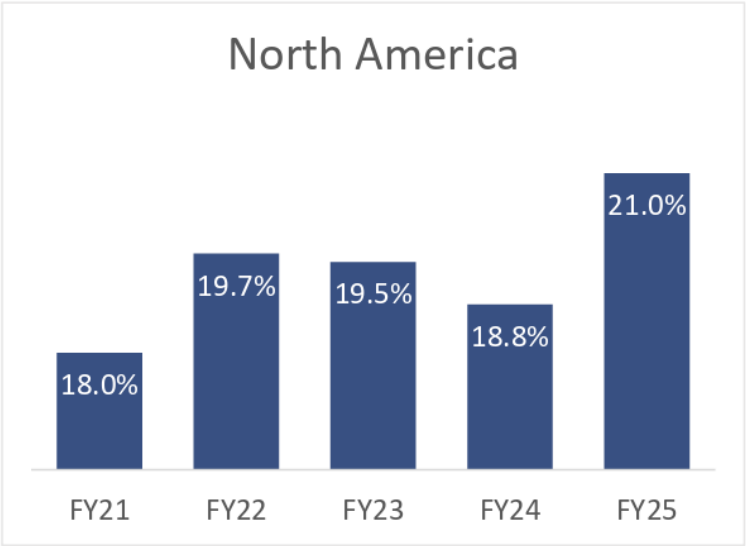
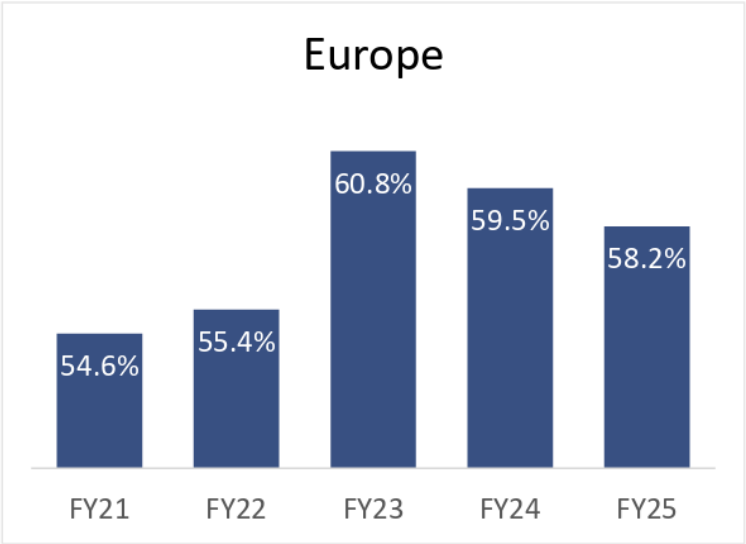
Ethanol Sales Value – ₹ Crores



Ethanol Sales Volume – Lakh Litres



Geographic Spread of Export



Financial Highlights

Summary of Consolidated Profit & loss Statement

₹ in Crores

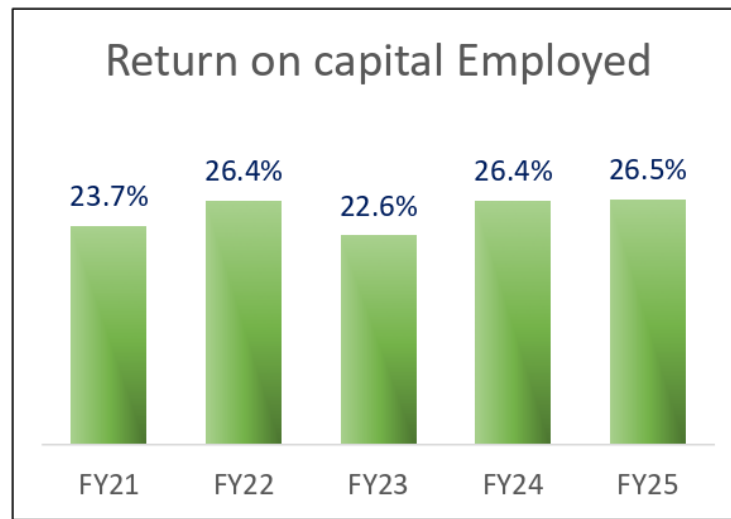
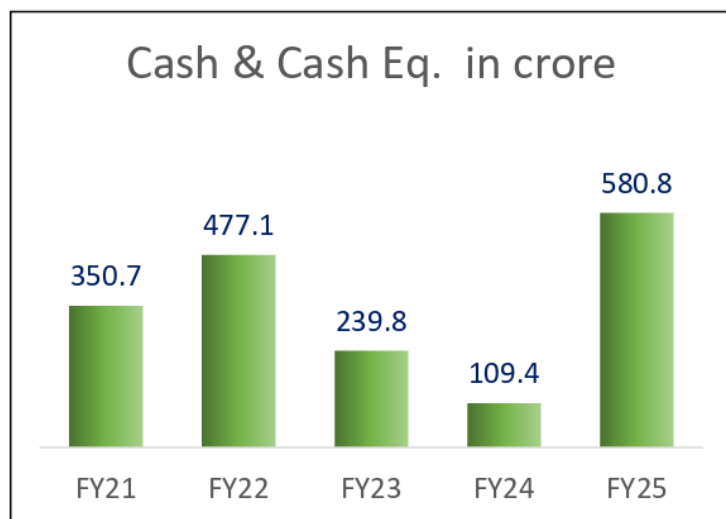
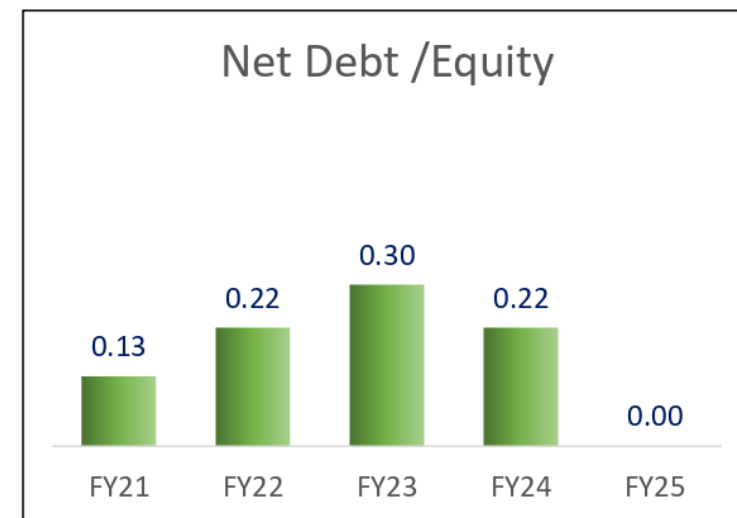
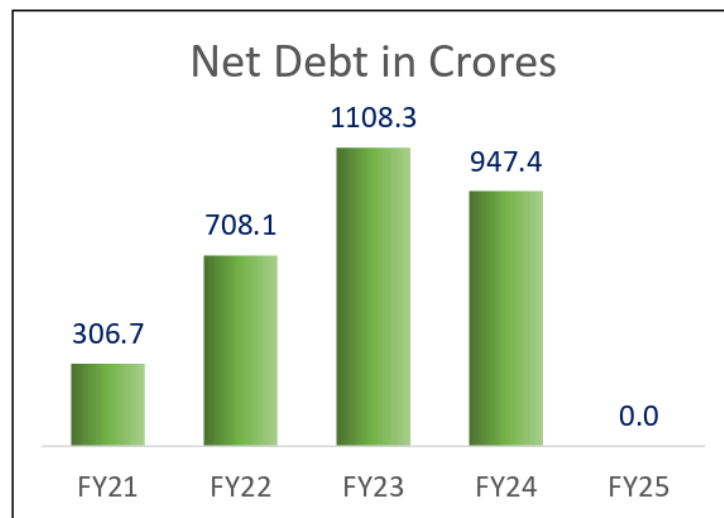
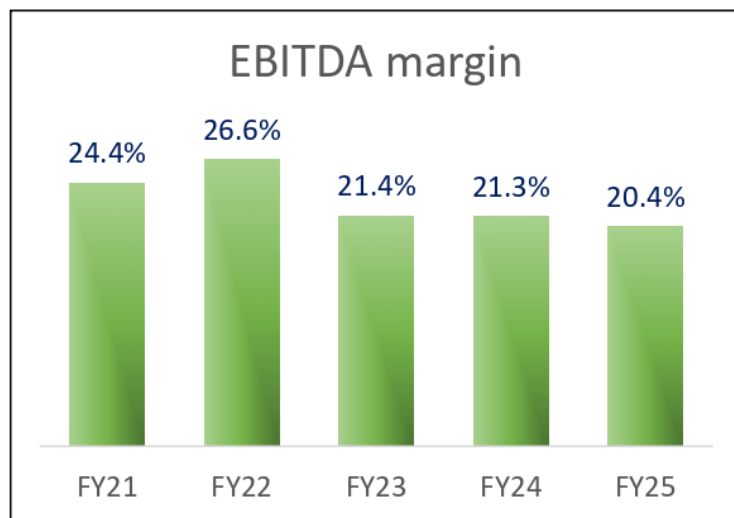
KEY FINANCIALS	FY2021	FY2022	FY2023	FY2024	FY2025
Revenue from operations	3527.4	4822.5	6185.9	6059.7	6387.9
Other Income	38.8	87.2	62.3	67.2	74.4
Total Income	3566.2	4909.7	6248.2	6126.9	6462.3
EBITDA	868.4	1305.9	1336.7	1303.9	1320.4
EBITDA %	24.4%	26.6%	21.4%	21.3%	20.4%
Finance Cost	32.8	23.3	78.9	74.4	49.8
Depreciation and amortisation	146.7	141.1	173.7	189.2	207.9
Profit after Tax	515.3	841.8	814.1	805.4	815.1
Profit after Tax %	14.4%	17.1%	13.0%	13.1%	12.6%
Basic & Diluted EPS	14.98	24.47	23.81	23.56	23.85

Financial Highlights

Analysis of financial position

₹ in Crores

	FY 2021	FY2022	FY2023	FY2024	FY2025
Non Current Assets					
Investment in Fixed assets	1283.5	2055.0	2392.4	2546.1	2500.7
Other Non Current Assets	227.2	339.2	227.1	178.0	134.4
Total Non Current Asset	1510.6	2394.1	2619.5	2724.1	2635.1
Current Assets					
Inventories	913.3	1288.8	1898.5	1905.3	1868.5
Trade receivables	321.0	480.2	625.4	669.3	586.2
Other Current Assets	169.5	227.8	214.4	354.4	290.9
Total Current Assets	1403.7	1996.8	2738.3	2928.9	2745.6
Less : Current Liabilities					
Trade payables	108.7	282.1	336.1	115.0	218.1
Other Current Liabilities	101.1	138.2	89.5	107.6	145.0
Total Current Liabilities	209.8	420.3	425.5	222.6	363.1
Net Current Asset	1193.9	1576.5	2312.8	2706.3	2382.5
Capital employed	2704.6	3970.6	4932.3	5430.4	5017.7
Source of Funds					
Equity	2350.2	3186.9	3706.7	4358.2	5002.0
Long term Borrowings	179.1	626.1	448.5	295.2	53.8
Short Term borrowings	478.3	559.1	899.6	863.2	412.1
Total Borrowings	657.4	1185.2	1348.1	1158.4	466.0
Less : Fixed Deposit with Banks / NBFCs	40.0	40.0			201.9
Cash and Cash equivalents in Investment in MFs	310.7	437.1	239.8	211.0	378.9
Net Borrowings / Net Debt	306.7	708.1	1108.3	947.4	-114.8
Other Non Current Liabilities	47.7	75.7	117.3	124.8	130.5
Total Source of funds	2704.6	3970.6	4932.3	5430.4	5017.7



Profit Distributed to Share Holders

Particulars	FY21	FY22	FY23	FY24	FY25
Profit After Tax - ₹ Crores	515.26	841.84	814.10	805.35	815.11
- Buyback - ₹ Crores	--	220.76	--	--	--
- Dividend - ₹ Crores	30.96	5.16	136.72	170.90	170.90

Final dividend for FY 2024-25 - ₹ 2.50 per share (250%) Subject to approval of Share holders in AGM (in aggregate 500% for F.Y.2024-25)

CONTACT US

KPR Mill Limited

CIN - L17111TZ2003PLC010518

Mr. PL Murugappan, CFO

murugappan@kprmill.com

www.kprmilllimited.com