

Date: July 06, 2023

To,

BSE Limited.
Phiroze Jeejeebhoy Towers,
Dalal Street, Fort, Mumbai – 400001

National Stock Exchange of India Limited.
“Exchange Plaza”, Bandra Kurla Complex,
Bandra (E), Mumbai – 400051

(Security code: 503100)

(Symbol: PHOENIXLTD)

Dear Sir/Madam,

Sub:- Quarterly Operational Update - Regulation 30 of Securities and Exchange Board of India (Listing Obligations and Disclosure Requirements) Regulations, 2015

Pursuant to Regulation 30 read with Schedule III of the Securities and Exchange Board of India (Listing Obligations and Disclosure Requirements) Regulations, 2015, (“Listing Regulations”), please find attached herewith operational update of the Company for the quarter ended June 30, 2023.

This same is also being uploaded on the Company’s website at <https://www.thephoenixmills.com/investors/FY2024/Exchange-Intimations>.

We request you to take the above information on record.

Thanking You,

Yours Faithfully,
For The Phoenix Mills Limited

Gajendra Mewara
Company Secretary



The Phoenix Mills Ltd.

Operational Update
Q1 FY24



Business Update: Retail

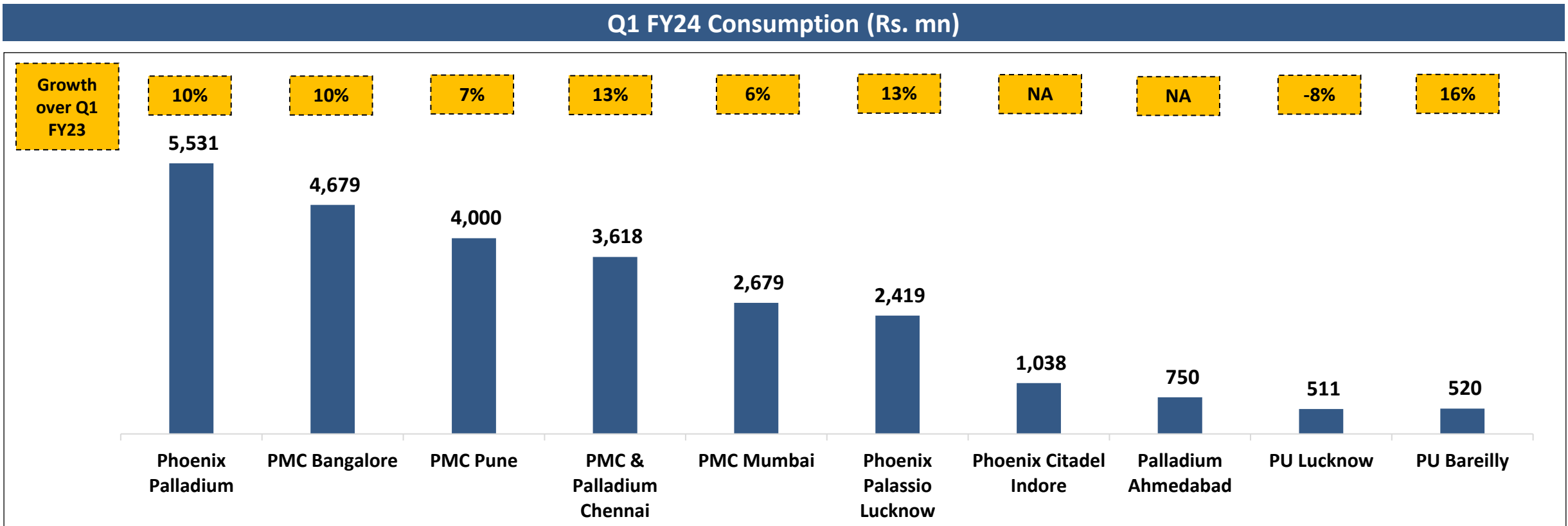
Update on under-construction assets
Annexure



Phoenix MarketCity Mumbai



Retail consumption in Q1 FY24 grew by 18% over Q1 FY23



- Total consumption in Q1 FY24 stood at Rs. 25,745 mn, demonstrating a YoY growth of 18% over Q1 FY23.
- Excl. contribution from Phoenix Citadel Indore and Phoenix Palladium Ahmedabad which opened December 2022 and February 2023 respectively; Q1 FY24 consumption grew, on a like-to-like basis, by 9% over Q1 FY23.
- Lifestyle block in Phoenix Palladium Mumbai is closed for renovations from May 2023 onwards. Adjusted for the loss of consumption from this specific closure, Q1 FY24 consumption has, on a like-to-like basis, grown 10% over Q1 FY23.
- Retail collections* stood at at Rs. 6,211 mn in Q1 FY24, showing a growth of 18% over Q1 FY23.

Note: Above numbers are indicative unaudited numbers and presented for illustration purpose. The actual numbers could be materially different from indicative numbers.

*Retail collections inclusive of GST and CAM & other recoveries from retailers.



Ramp-up in leased and trading occupancy across major malls

	GLA	Leased Occupancy		Trading Occupancy	
		Mar-23	Jun-23	Mar-23	Jun-23
Phoenix Palladium Mumbai	~0.92 msf*	99%	99%	91%	95% ↑
Phoenix MarketCity Bangalore	~1.00 msf	98%	98%	94%	98% ↑
Phoenix MarketCity Pune	~1.20 msf	97%	97%	90%	92% ↑
Phoenix MarketCity and Palladium Chennai	~1.22 msf	96%	96%	90%	91% ↑
Phoenix MarketCity Mumbai	~1.10 msf	99%	99%	91%	91%
Phoenix Palassio Lucknow	~1.00 msf	99%	98%	95%	95%
Phoenix Citadel Indore (commenced operations on 1st December 2022)	~1.00 msf	95%	94%	70%	86% ↑
Phoenix Palladium Ahmedabad (commenced operations on 26 th February 2023)	~0.75 msf	93%	93%	43%	60% ↑

* Due to new area addition, GLA has increased from ~0.77 msf (FY22) to ~0.92 msf. The stores which are a part of the increased GLA are in the process of opening.

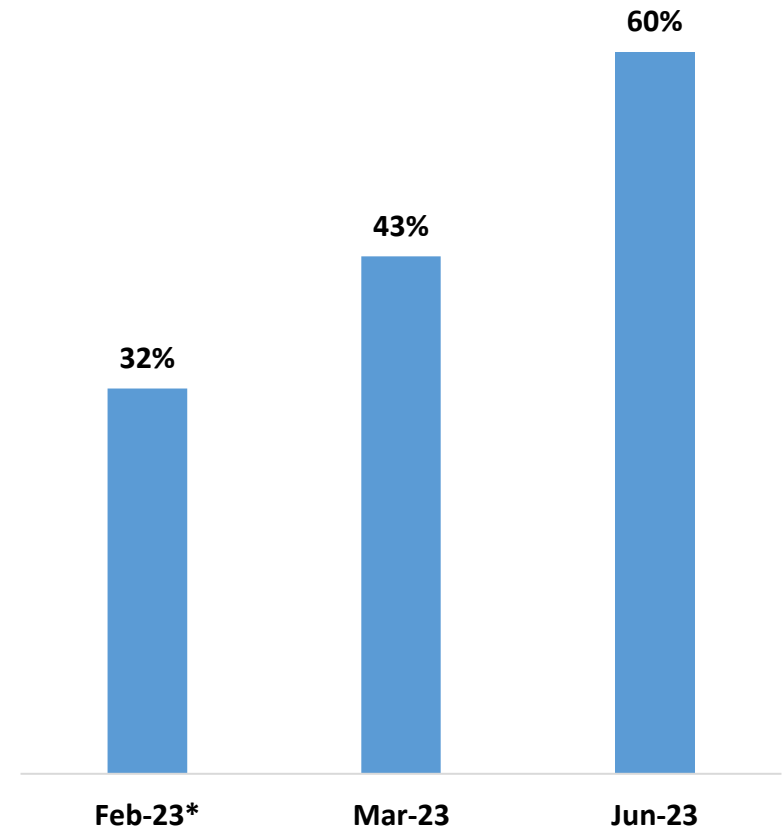
✓ Ramp-up in trading occupancy seen with more under-fit-out stores becoming operational.



Phoenix Palladium Ahmedabad: Performance Update



Ramp up in Trading Occupancy



*Operations commenced on 26-Feb-23



Phoenix Citadel Indore: Performance Update



Actual Photo

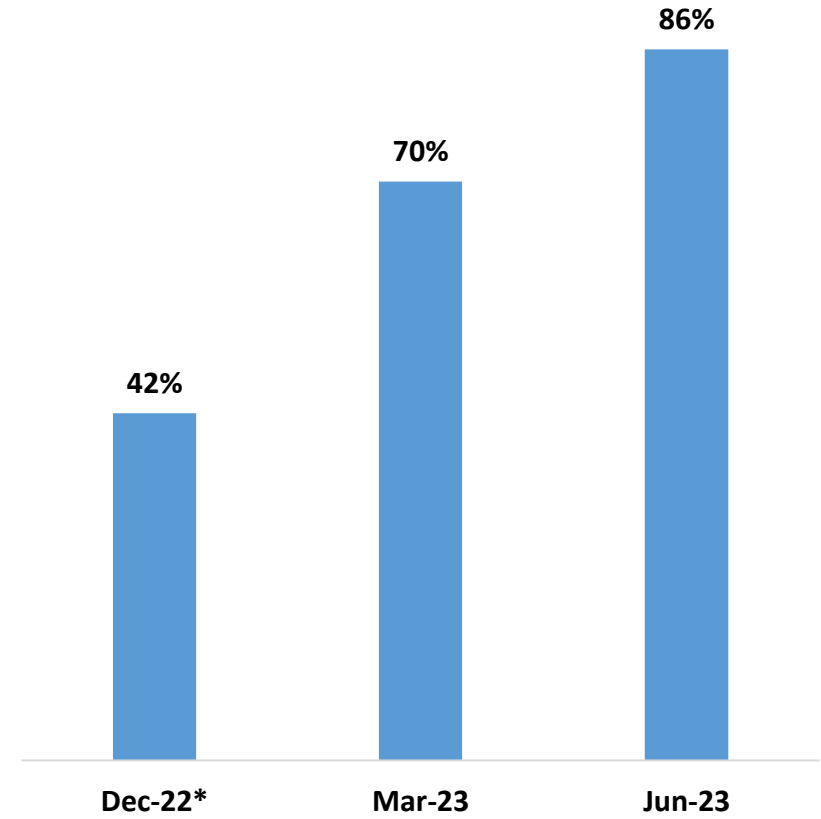


Actual Photo



Actual Photo

Ramp up in Trading Occupancy



*Operations commenced on 01-Dec-22



- ✓ Received the **USGBC™ LEED Gold** Certification
- ✓ First retail asset in India to achieve the **IFC Edge Advanced Certification**
- ✓ Efficiency details as per IFC Edge Advanced Certificate:
 - ✓ 44% Energy saving
 - ✓ 61% Water saving
 - ✓ 52% less embodied energy in material
 - ✓ 5,860 tCo2/year Operational Co2 savings
- ✓ **Green loan availed** for this asset – first asset in PML portfolio to avail a green loan





Business Update: Hospitality
Update on under-construction assets
Annexure

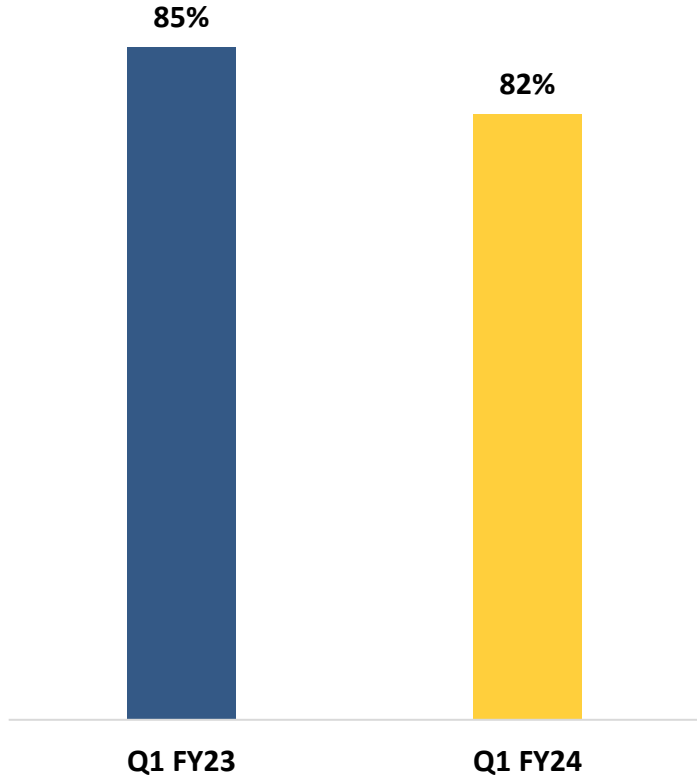


The St. Regis, Mumbai

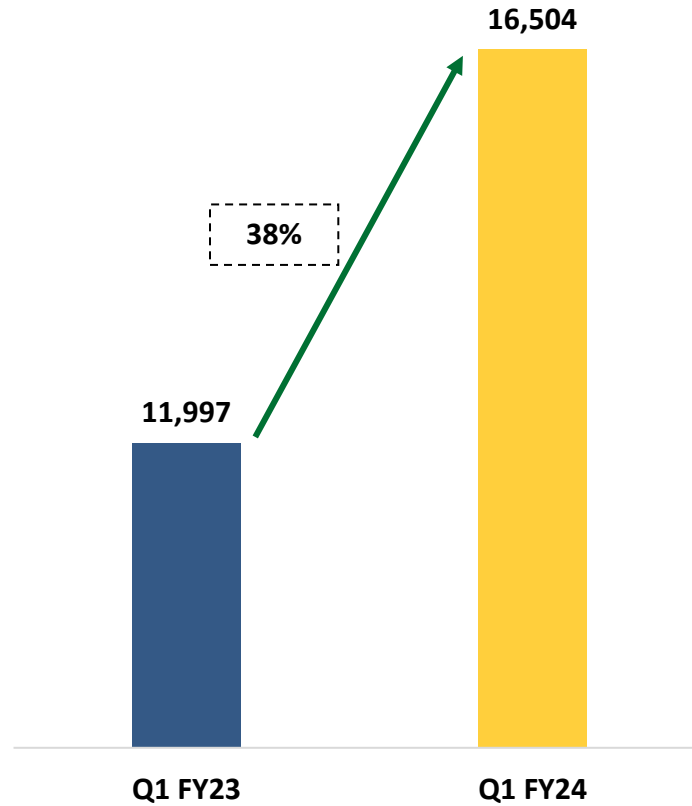


The St. Regis, Mumbai: Significant improvement in ARR

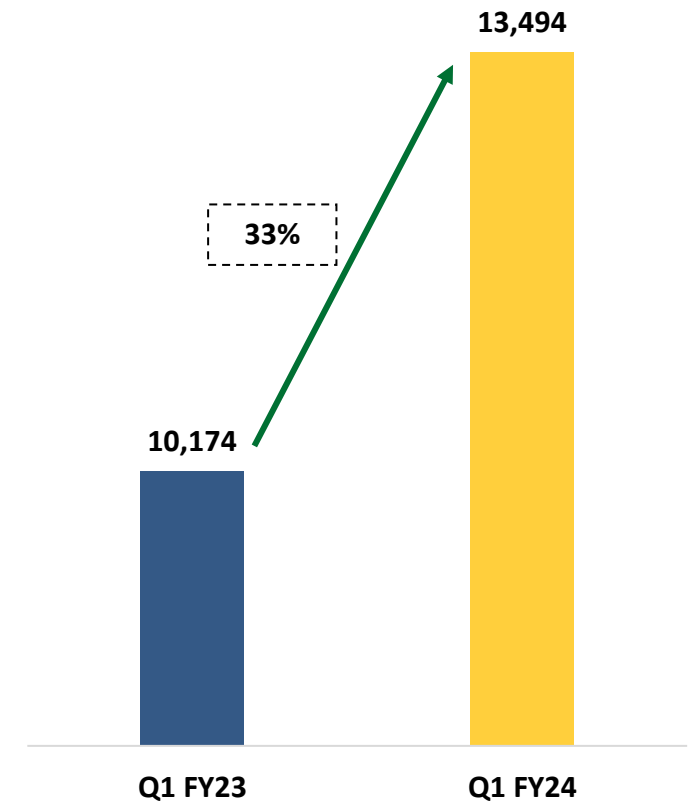
Occupancy (%)



ARR (Rs.)



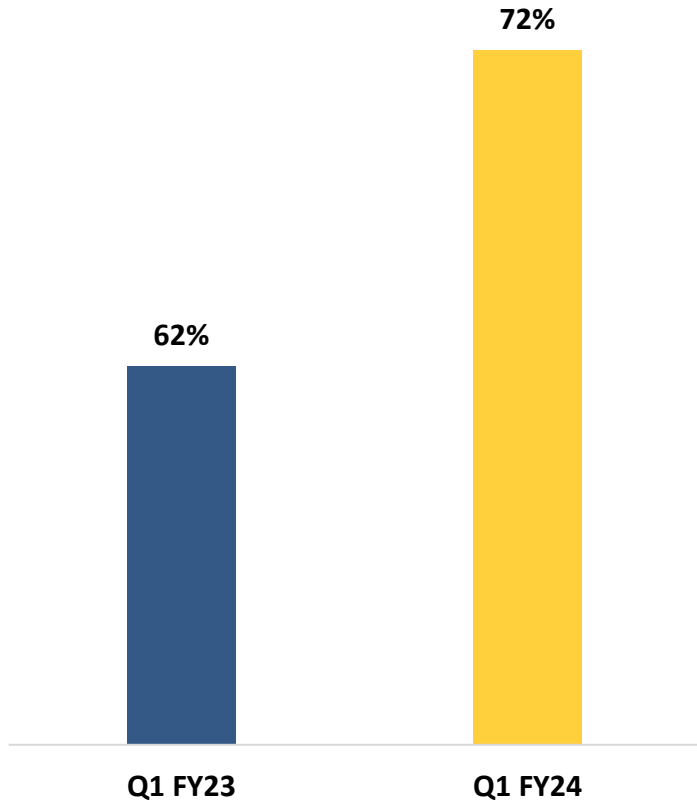
RevPar (Rs.)



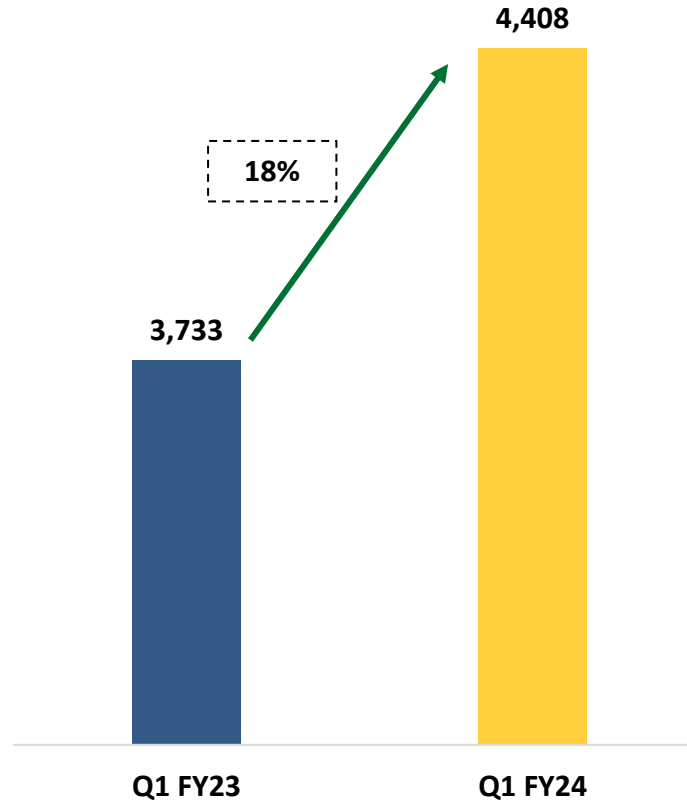


Courtyard by Marriott Agra: Significant improvement in RevPAR

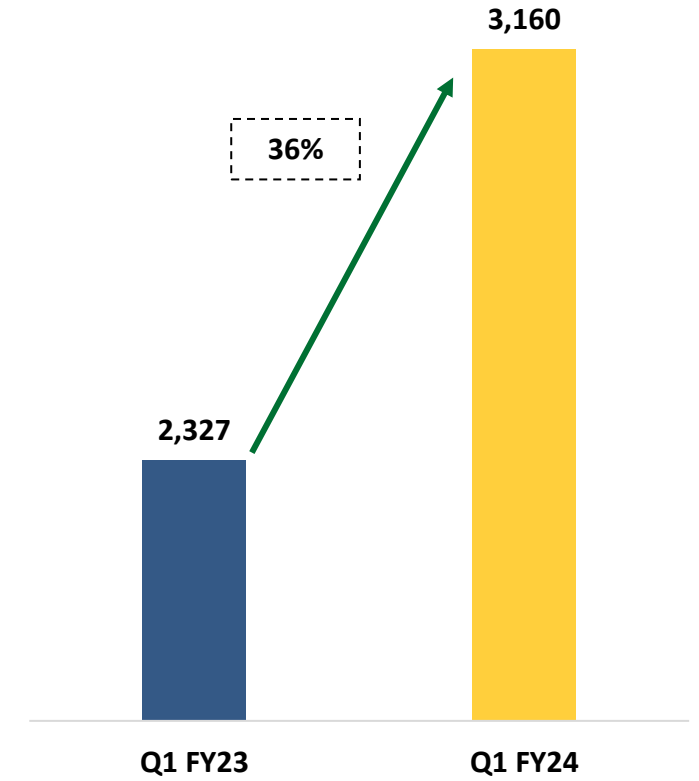
Occupancy (%)



ARR (Rs.)



RevPar (Rs.)





Indicative Render

Business Update: Offices

Update on under-construction assets
Annexure



Office Portfolio seeing improving leasing traction

Project Name	Location	Total Area (msf)	Area Sold (msf)	Net Leasable Area (msf)	Area Leased (msf)	Average Rate psf.*
Operational Office Portfolio						
Art Guild House	Mumbai	0.80	0.17	0.63	0.52	89
Phoenix Paragon Plaza	Mumbai	0.43	0.12	0.31	0.16	110
Fountainhead – Tower 1	Pune	0.17	0.00	0.17	0.16	82
Fountainhead – Tower 2	Pune	0.26	0.00	0.25	0.16	73
Fountainhead – Tower 3	Pune	0.41	0.00	0.41	0.14	58
Phoenix House	Mumbai	0.11	-	0.09	0.08	187
Centrium	Mumbai	0.28	0.16	0.12	0.08	98
Total		2.46	0.46	2.00	1.30	88

- Strong leasing traction continued during Q1 FY4
- Achieved gross leasing of ~1.43 lakh sf during Q1 FY24, of which ~0.85 lakh sf is new leasing and ~0.58 lakh sf is renewal leasing.

*Rental rates are on a net basis as of Q4 FY23



Business Update: Residential
Update on under-construction assets
Annexure





Residential Portfolio – Steady traction in demand for ready units

- Sales trajectory has seen good improvement backed by strong demand and faster conversions.
- Strong sales momentum continues, with gross residential sales of ~Rs. 1,351 mn and collections of ~Rs. 1,364 mn in Q1 FY24





Business Update
Update on under-construction assets
Annexure





Phoenix Mall of Asia Bangalore



The Largest Retail led Mixed-use development in Bangalore



Phoenix Mall of Asia Bangalore




Actual Photo

- Retail GLA: ~1.20 msft
- Office GLA: ~1.20 msft
- Occupation certificate received for Retail portion (mall and multiplex)



Phoenix Mall of the Millennium Pune



Pune's Gateway to Luxury



Phoenix Mall of the Millennium Pune



Actual Photo

- Retail GLA: ~1.10 msft
- Office GLA: ~1.20 msft
- Occupation certificate received for Retail mall portion



Alipore, Kolkata: East India's new retail destination – Excavation commenced





Surat – our 2nd retail destination in Gujarat

Acquisition details

- ✓ Land parcel of ~ 7 acres
- ✓ Land cost of ~Rs. 501 cr (incl stamp duty).
- ✓ Planned Retail GLA of ~1msf.
- ✓ Located at the Citylight Junction, Udhana Magdalla Road.
- ✓ Serves prominent residential catchment, and also fast emerging residential hubs.

Project Status

- ✓ In final stages of approval – awaiting environmental clearance to commence construction
- ✓ Consultants for various work streams onboarded:
 - ✓ Architectural Design
 - ✓ MEP
 - ✓ Structural
 - ✓ Soil Investigation
 - ✓ Diaphragm Wall Structural Design



Update on **Under Development Commercial Office Projects**

Project	GLA	Project Status
Asia Towers, Hebbal, Bangalore	~1.20 msft	<ul style="list-style-type: none">✓ Lobby and common area finishing, and façade work underway✓ First phase of offices to be operational in FY24
Millenium Towers, Wakad, Pune	~1.20 msft	<ul style="list-style-type: none">✓ Slabs upto 14th floor completed for one tower and upto 8th floor completed for second tower✓ Construction commenced for 2 of 4 office towers
Project Rise, Lower Parel, Mumbai	~1.10 msft	<ul style="list-style-type: none">✓ Foundation work commenced✓ Rock anchoring, excavation, PCC work in progress✓ Shore piling work completed✓ Construction work commenced in June 2022
ISML Offices, Whitefield, Bangalore	~1.10 msft	<ul style="list-style-type: none">✓ Excavation and shoring in progress
Palladium Offices, Chennai	~0.40 msft	<ul style="list-style-type: none">✓ Construction commenced✓ Completion targeted in FY25



Update on other projects: Residential & Warehousing

Residential



HIDCO, Alipore

- ✓ Won auction for 5.5 acres prime land parcel
- ✓ Land cost of ~Rs. 414 cr
- ✓ Saleable area of ~1msf.

Project Status:

- ✓ Height Clearance and ULC Clearance received
- ✓ Design and liaison architect appointed
- ✓ Fencing work complete

Warehousing



Sohna , NCR


- ✓ Acquired 33 acres land parcel
- ✓ Land cost of ~Rs. 54 cr
- ✓ GLA of ~1msf.

Project Status:

- ✓ Forest NOC received and land development work at site has commenced.
- ✓ Architectural & Structural Design, Traffic and CLU Consultants onboarded.



Business Update
Update on under-construction assets
Annexure





The Phoenix Mills Limited: Follow us for updates

Asset	Instagram handle	Link
Retail		
Phoenix Palladium Mumbai	phoenixpalladium	https://www.instagram.com/phoenixpalladium/
PMC Kurla	marketcitykurla	https://www.instagram.com/marketcitykurla/
Phoenix Palassio Lucknow	phoenixpalassio	https://www.instagram.com/phoenixpalassio/
PMC Pune	phoenixmctypune	https://www.instagram.com/phoenixmctypune/
PMC Bangalore	pmcbangalore	https://www.instagram.com/pmcbangalore/
PMC Chennai	phoenixmarketcitychennai	https://www.instagram.com/phoenixmarketcitychennai/
Phoenix United Lucknow	phoenixlucknow	https://www.instagram.com/phoenixlucknow/
Phoenix United Bareilly	phoenixbareilly	https://www.instagram.com/phoenixbareilly/
Phoenix Citadel Indore	phoenixcitadelofficial	https://www.instagram.com/phoenixcitadelofficial/
Phoenix Palladium Ahmedabad	palladiumahmedabad	https://www.instagram.com/palladiumahmedabad/
Phoenix Mall of the Millenium Pune	phoenix_millennium	https://www.instagram.com/phoenix_millennium/
Phoenix Mall of Asia Bangalore	Phoenixmoa	https://www.instagram.com/phoenixmoa/
Hospitality		
The St. Regis, Mumbai	stregismumbai	https://www.instagram.com/stregismumbai/
Courtyard By Marriott Agra	courtyardbymarriottagra	https://www.instagram.com/courtyardbymarriottagra/
Residential		
Kessaku Bangalore	phoenixkessaku	https://www.instagram.com/phoenixkessaku/
One Bangalore West Bangalore	onebangalorewest	https://www.instagram.com/onebangalorewest/



Thank you

Varun Parwal

Email: varun.p@phoenixmills.com

Bhavesh Gada

Email: bhavesh.gada@phoenixmills.com

Madhurima Kane

Email: madhurima.kane@phoenixmills.com



Website: <https://www.thephoenixmills.com/investors>