



Clean Power For Every Home



INVESTOR PRESENTATION

FINANCIAL YEAR 24-25 : December 2024



Presentation Outline

2

NHPC Today

Financial Highlights

Financial Ratios

Projects at a Glance

Projects under Pipeline & New Initiatives



Our Vision: To be a global leading organization for sustainable development of clean power through competent, responsible and innovative values.



Subansiri Lower Project



Teesta V, Sikkim

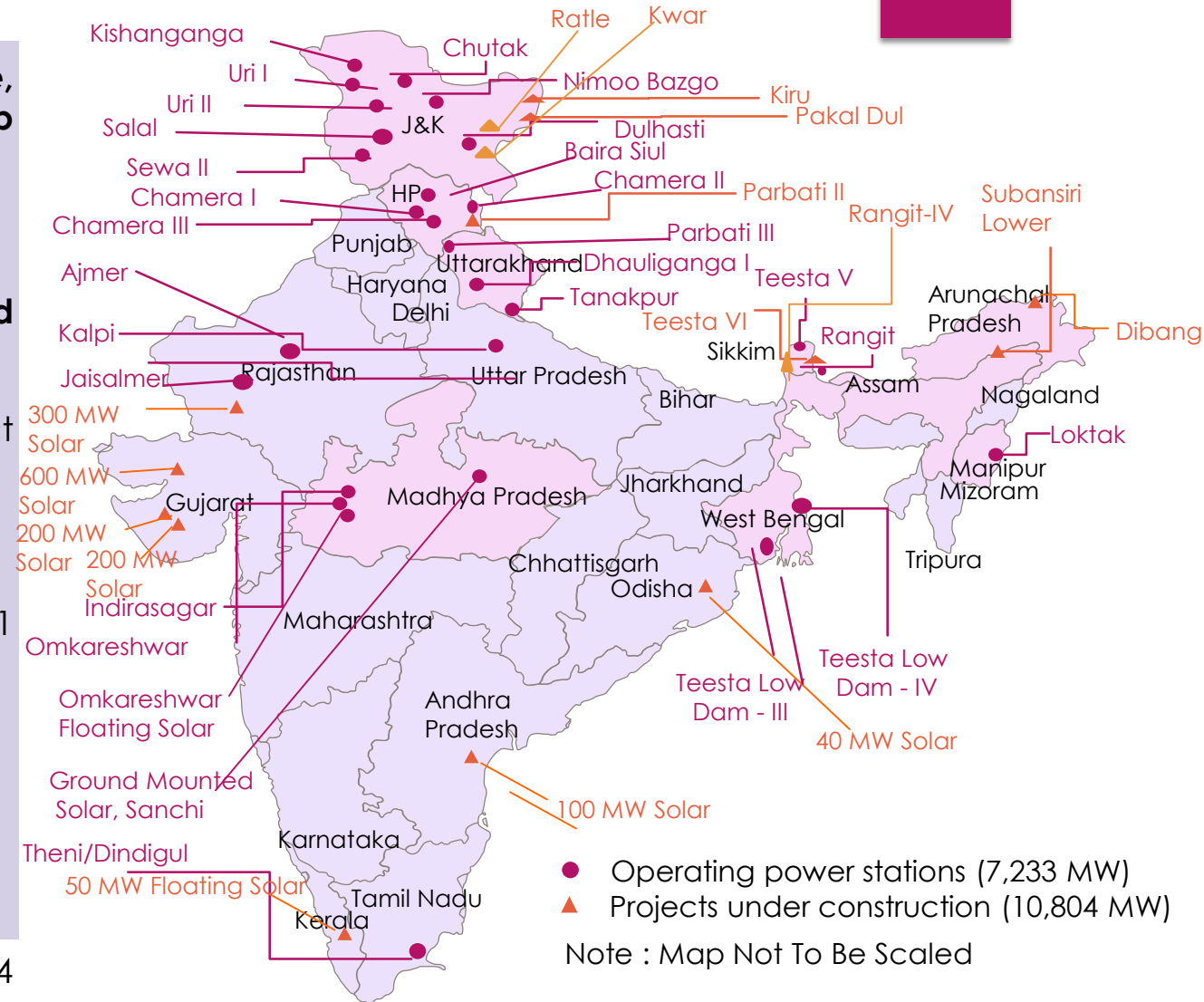
NHPC-Energising India With Hydropower

PHYSICAL SNAPSHOT

4

- Incorporated in 1975 with authorised capital of Rs. 200 crore, the present authorised capital is Rs.15000 crore (Paid Up Capital Rs.10,045 crore)
- Navratna PSU (since Aug-24)
- Established track record, strong operational performance and in-house engineering capabilities
 - Involved across the entire chain of hydro power project development – from concept to commissioning.
 - Presence across 15 states & 2 UTs.
 - 15% share of installed hydro-electric capacity in India (6,971 MW out of 46,968 MW*).
 - Consultancy business.
 - Power trading business.
 - Exposure to international business opportunities.

* Source-CEA as on 31.12.2024



7233 MW installed capacity (6971 MW Hydro & 262 MW Renewable Energy) through 28 power stations

PHYSICAL SNAPSHOT

Installed Capacity

- ❖ Power Stations under Operation-22 Nos. (5551 MW*)
- ❖ Power Stations with Subsidiary-6 Nos. (1682 MW)
- ❖ Total Operational Projects – 28 Nos. (7233 MW)

Under Construction

- ❖ Projects Under Construction (including Subsidiary & JV) :-
 - Hydro & Solar - 16 Nos. (10804 MW)

Awaiting Clearances

- ❖ Projects Awaiting Clearances : -
 - Standalone - 4 Nos. (3116 MW)
 - Subsidiary – 2 No. (996 MW)

Under Survey & Investigation

- ❖ Projects under Survey & Investigation - 4 Nos. (4215 MW)

5

Hydro Power is 10% (46968 MW) of All India Installed Capacity (462002 MW#) .

NHPC Contribution is 15% of Installed Hydro Power On Consolidated Basis.

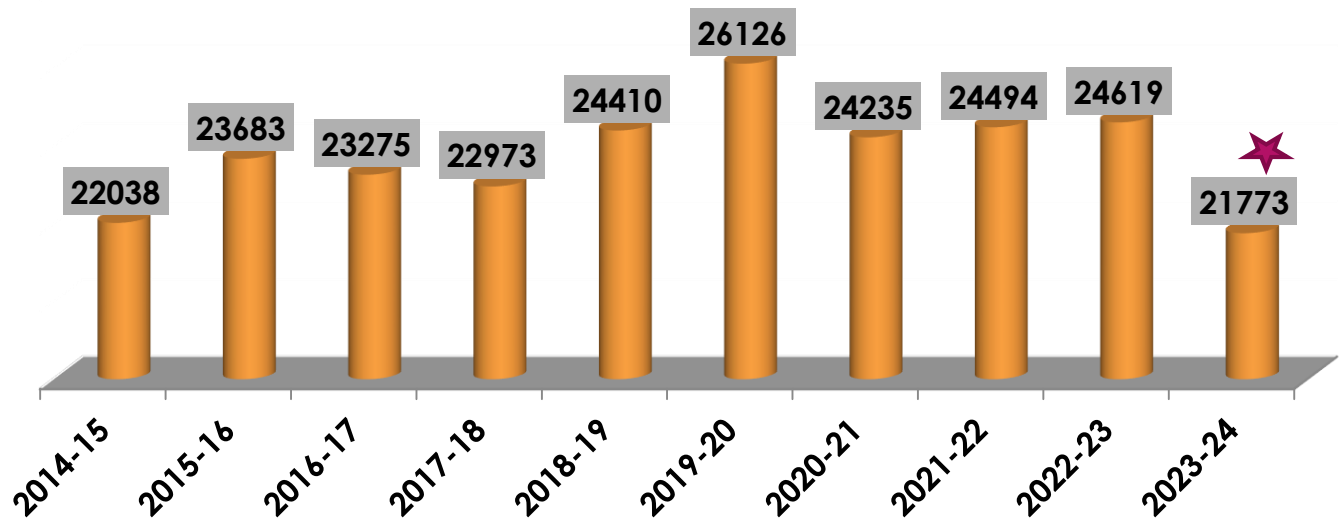
Status	Capacity (MW)
Operational Projects	7,233
Projects Under Construction (including Subsidiary & JV)	10,804
Projects Under Clearance:	
Stand alone	3,116
Subsidiaries	996
Projects Under Survey & Investigation	4215
Total	26,364

*Including 50 MW Wind Power Project, Jaisalmer & 50 MW Solar Power Project, Tamilnadu.

#Source-CEA as on 31.12.2024

NHPC 's Track Record – A Ten Year Digest

Standalone Generation (in M.U.)



Actual 9M FY'25

Actual 9M FY'24

• Country Generation
1378 BU

• Country Generation
1308 BU

• Share of Hydro Power
125 BU (9%)

• Share of Hydro Power
115 BU (9%)

• Share of NHPC (Hydro) Standalone
17584 MU (14%)

• Share of NHPC (Hydro)- Standalone
19341 MU (17%)

6

★ Hydro: 21608 MU(excl. infirm power of 7 MUs : Parbati II), Wind: 82 MU & Solar: 83 MU.

Financial Highlights



Sewa II, UT of J&K



Chamera I, Himachal

Clean Power For Every Home

Financial Highlights : Standalone

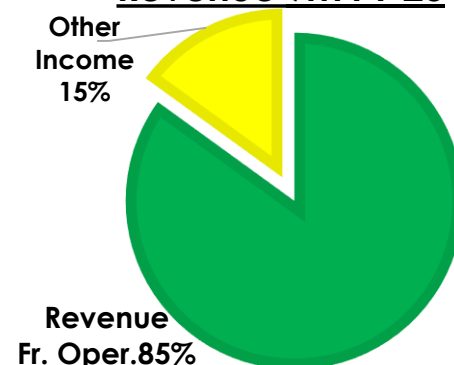
8

Rs. In Crore

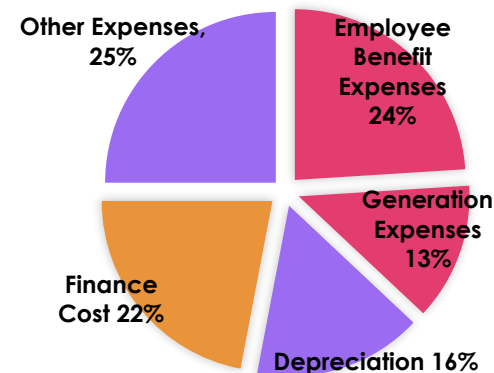
Particulars	FY'25		FY'24			% Change	
	Nine Months	Qtr-3	Nine Months	Qtr-3	Full Year	Nine Months	Qtr-3
Revenue from Operation	6935.72	1970.34	6747.40	1695.04	8396.50	2.79%	16.24%
Other Income	1182.34	455.18	1012.15	617.52	1600.16	16.81%	-26.29%
Total Income (A)	8118.06	2425.52	7759.55	2312.56	9996.66	4.62%	4.88%
Generation Expenses	698.37	103.44	1061.22	146.53	814.27	-34.19%	-29.41%
Employee Benefits Expense	1276.87	651.72	922.35	307.38	1290.03	38.44%	112.02%
Finance Cost	1177.38	651.37	377.22	132.45	726.07	212.12%	391.79%
Depre. & Amort. Expense	831.96	279.22	830.81	278.20	1111.00	0.14%	0.37%
Other Expenses	1325.07	425.45	1481.26	771.87	2015.22	-10.54%	-44.88%
Total Expenditure(B)	5309.65	2111.20	4672.86	1636.43	5956.59	13.63%	29.01%
PBT(Before RRA)(C=A-B)	2808.41	314.32	3086.69	676.13	4040.07	-9.02%	-53.51%
Rate Regu. Income (D)	114.87	24.09	69.50	23.56	233.28	65.28%	2.25%
PBT (After RRA) (E=C+D)	2923.28	338.41	3156.19	699.69	4273.35	-7.38%	-51.63%
Tax (F)	733.22	64.81	127.74	157.34	551.55	473.99%	-58.81%
Profit After Tax (G=E-F)	2190.06	273.60	3028.45	542.35	3721.80	-27.68%	-49.55%

Revenue & Expenditure-Analysis

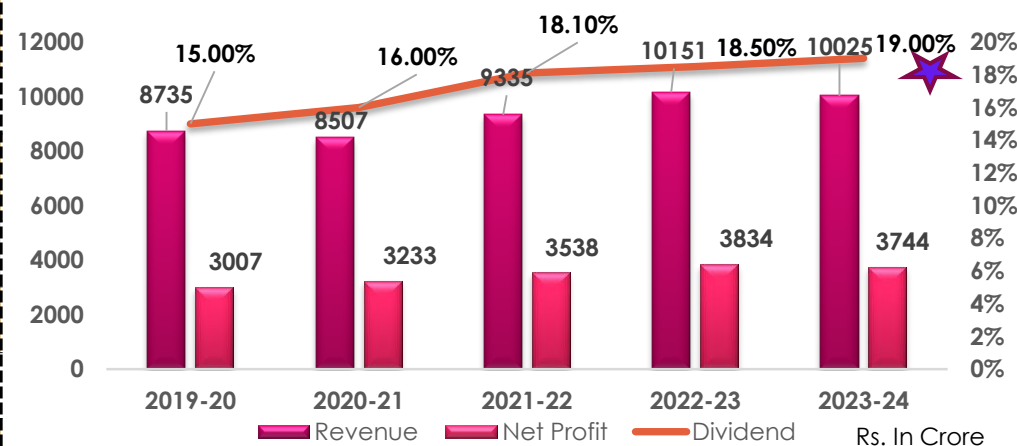
Revenue 9M FY'25



Expenditure 9M FY'25



Revenue Vs. Net Profit Vs. Dividend



★ Interim Dividend – 14.00% & Final Dividend 5.00%.

Statement of Assets & Liabilities

Rs. In Crore

9

Equity and Liabilities	9M FY'25	FY'24
Share Holder's Funds	38885.29	37275.95
Long Term Borrowings	31079.20	27923.22
Long Term Lease Liabilities	16.65	19.35
Deferred Tax Liabilities	1886.01	1668.45
Other Long term Liabilities & Provisions	4936.38	4502.19
Current Liabilities & Provisions	7759.71	7313.71
Regulatory Deferral Account Credit Balances	923.20	923.20
Total Equity & Liabilities	85486.44	79626.07
Assets		
PPE (incl. investment property)	16496.97	16614.16
Capital Work in Progress	37499.41	32862.60
Right of Use Assets	2652.92	2631.81
Intangible Asset (including under development)	202.87	181.99
Non Current Financial Asset	11569.63	10409.37
Non Current Assets (Others)	1222.39	2818.36
Regulatory Asset	6768.27	6653.40
Trade Receivables	4007.69	3975.67
Cash and Bank Balances	2515.07	1150.36
Current Assets (Others)	2551.22	2328.35
Total Assets	85486.44	79626.07

Debtors Position

Rs. In Crore

Total Debtors (in Crs.)

S. N.	Particulars	As on 31.12.2024	As on 30.09.2024	As on 30.06.2024	As on 31.03.2024	As on 31.12.2023
1	Trade Receivables	4009 (including unbilled debtors of Rs. 2768 Crs.)	4266 (including unbilled debtors of Rs. 2812 Crs.)	4646 (including unbilled debtors of Rs. 2889 Crs.)	3978 (including unbilled debtors of Rs. 2263 Crs.)	4642 (including unbilled debtors of Rs. 2309 Crs.)
2	More than 45 days*	426	499	512	277	395

Top Five Debtors* (in Crs.)

Name	31.12.2024		31.03.2024	
	Total	More than 45 days	Total	More than 45 days
PDD, J&K (Incl. JKPCCL)	862	134	1730	69
Uttar Pradesh	721	2	194	0
Rajasthan	486	187	358	124
Punjab	428	1	311	1
Haryana	279	0	206	2

* Net of Provision

Incentives Position

Comparative Incentive YoY (in Crs.)

Sl.	Particulars	FY24-25					FY23-24				
		Q-1	Q-2	Q-3	Q-4	Total	Q-1	Q-2	Q-3	Q-4	Total
1	Secondary Energy	0.00	3.33	39.15		42.48	0.00	5.64	16.24	80.38	102.26
2	PAF Incentives	0.00	0.00	19.99		19.99	0.00	0.00	64.51	251.51	316.02
3	Deviation Chrgs.	11.60	12.84	5.60		30.04	11.52	9.59	13.27	6.73	41.11
G. Total		11.60	16.17	64.74		92.51	11.52	15.23	94.02	338.62	459.39
4	PAF	80.46%	84.87%	71.48%		78.96%	94.13%	89.78%	71.73%	54.65%	77.60%

Supplements

Power Station With Highest PAF: Chamera - III (PAF : 102.48%, NAPAF : 87%)

Power Station with highest Deviation Charges: Uri-II (Rs. 7 Cr.)

Power Station Giving Best Generation : Loktak (129% of the annual design energy)

Supplements

Power Station with Highest PBT- Dulhasti (Rs. 628 Crs)

NHPC Profit per MW: Rs. 39 lakhs (9M FY'25), Rs. 55 lakhs (9M FY'24)

NHPC Profit per Employee: Rs. 47 lakhs (9M FY'25), Rs. 63 lakhs (9M FY'24)

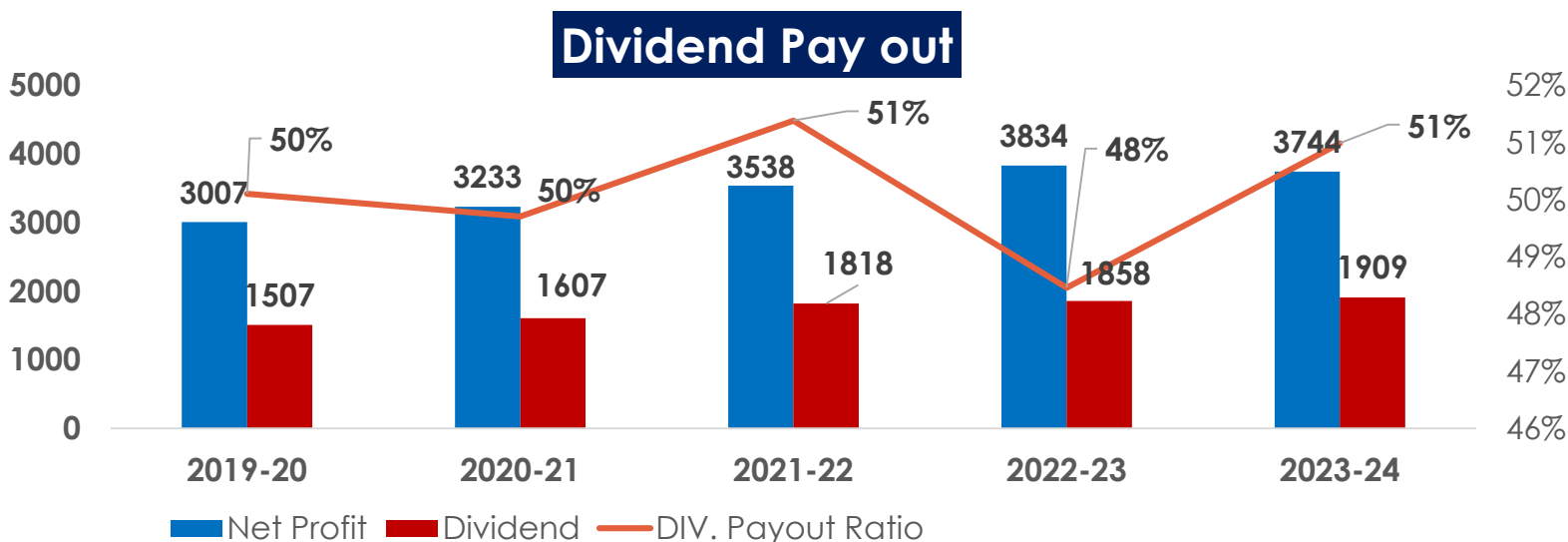
Key Financials : 9M FY'25

12

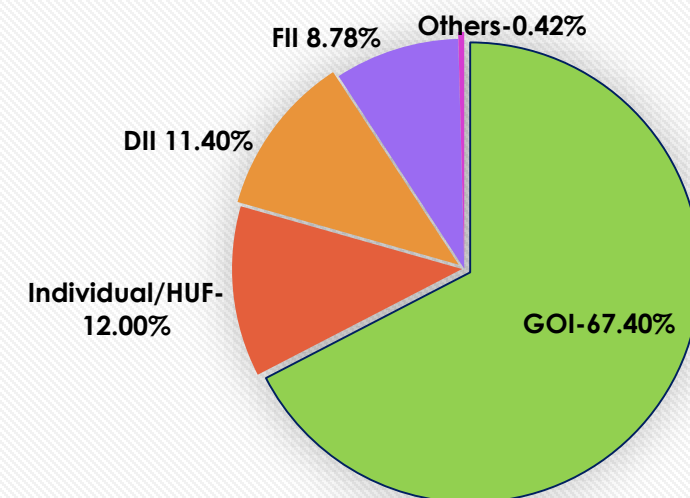
Rs. In
Crore

P&L	Standalone
Total Income	8118
EBITDA	4818
EBITDA Margin	59%
PAT	2190
Profit Margin	27%
Dividend Pay Out (FY'24)	Rs. 1.90 Per Share/ 51% of Profit

Balance Sheet	Standalone
Share Capital	10045
Net worth	38885
Long Term Debt	31079
Cash & Bank Bal.	2515
Gross Block	40960
CWIP	37700



Shareholding pattern as on 31.12.2024



NHPC – Key Ratios

13

S. No.	Particulars	9M FY'25		FY'24	
	Particulars	Standalone	Consolidated	Standalone	Consolidated
1.	PAT (Rs. in Cr.)	2190.06	2153.03	3721.80	3595.95
2.	Net-worth (Rs. in Cr.)	38885.29	40246.49	37275.95	38668.59
3.	No. of Equity Shares (In Cr.)	1004.50	1004.50	1004.50	1004.50
4.	EPS (Rs.)	2.18*	2.14*	3.71	3.58
5.	Earning Yield(%)**	2.74*	2.69*	4.14	3.99
6.	Dividend Per Share (Rs.)			1.90	
7.	Dividend Yield(%)**			2.12	
8.	Book Value per share (Rs.)	38.71	40.07	37.11	38.50
9.	PB Ratio**	2.06	1.99	2.42	2.33
10.	PE Ratio**	27.37	27.88	24.16	25.04
11.	Return On Net worth (%)	5.63*	5.34*	10.00	9.30
12.	Market Capitalisation (Rs. in Cr.)**	79908		90033	
13.	Debt Equity Ratio	0.93	0.96	0.89	0.89

*Not annualised **Stock Price (BSE): as on 05.02.2025 Rs. 79.55 & as on 31.03.2024 Rs. 89.63.

NHDC Ltd. (Subsidiary) – Snapshots : FY 23-24

14

Shareholding Pattern : 51:49 (NHPC : GoMP)

Installed Capacity : 1528 MW

Design Energy : 2174.57 MUs

Generation : 4473 MUs (FY'24), 5444 MUs (FY'23)

PAF : 96.43% (FY'24), 97.42% (FY'23)

Revenue from operations : Rs. 1269 Crs. (FY'24), Rs. 1318 Crs. (FY'23)

PAT : 812 Crs. (FY'24), 774 Crs. (FY'23)

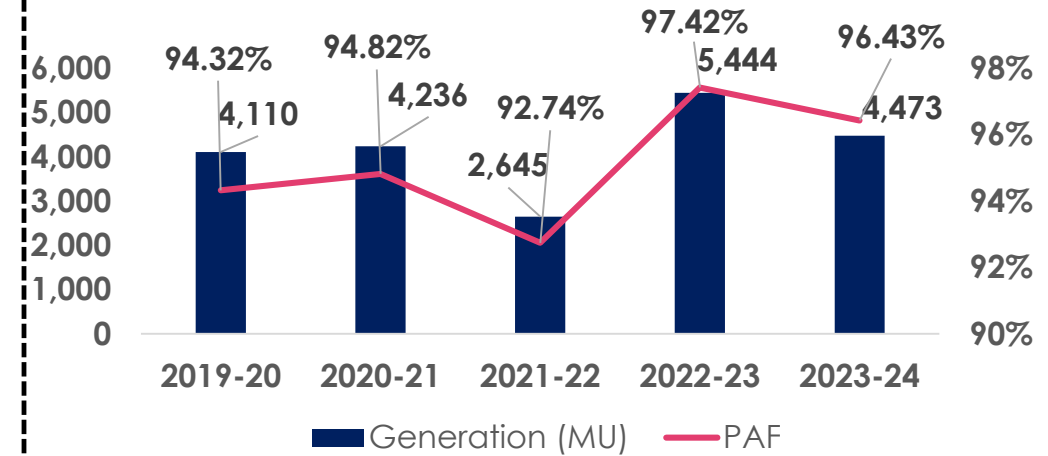
PAF Incentive : Rs. 43 Crs. (FY'24), Rs. 46 Crs. (FY'23)

Secondary Energy : Rs. 271 Crs. (FY'24), 386 Crs. (FY'23)

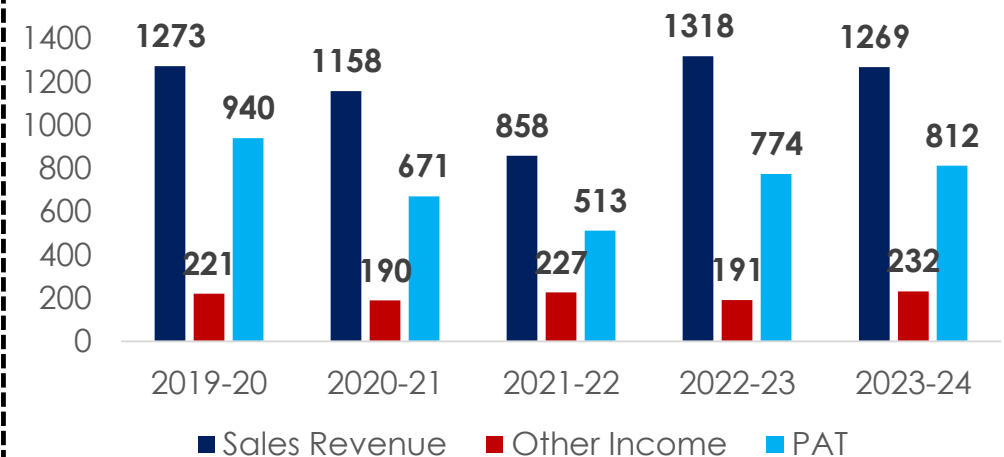
Deviation Charges: Rs. 21 Crs. (FY'24), 18 Crs. (FY'23)

Regulated Equity: Rs. 2030 Crs. (FY 2023-24)

Physical Performance



Financial Performance

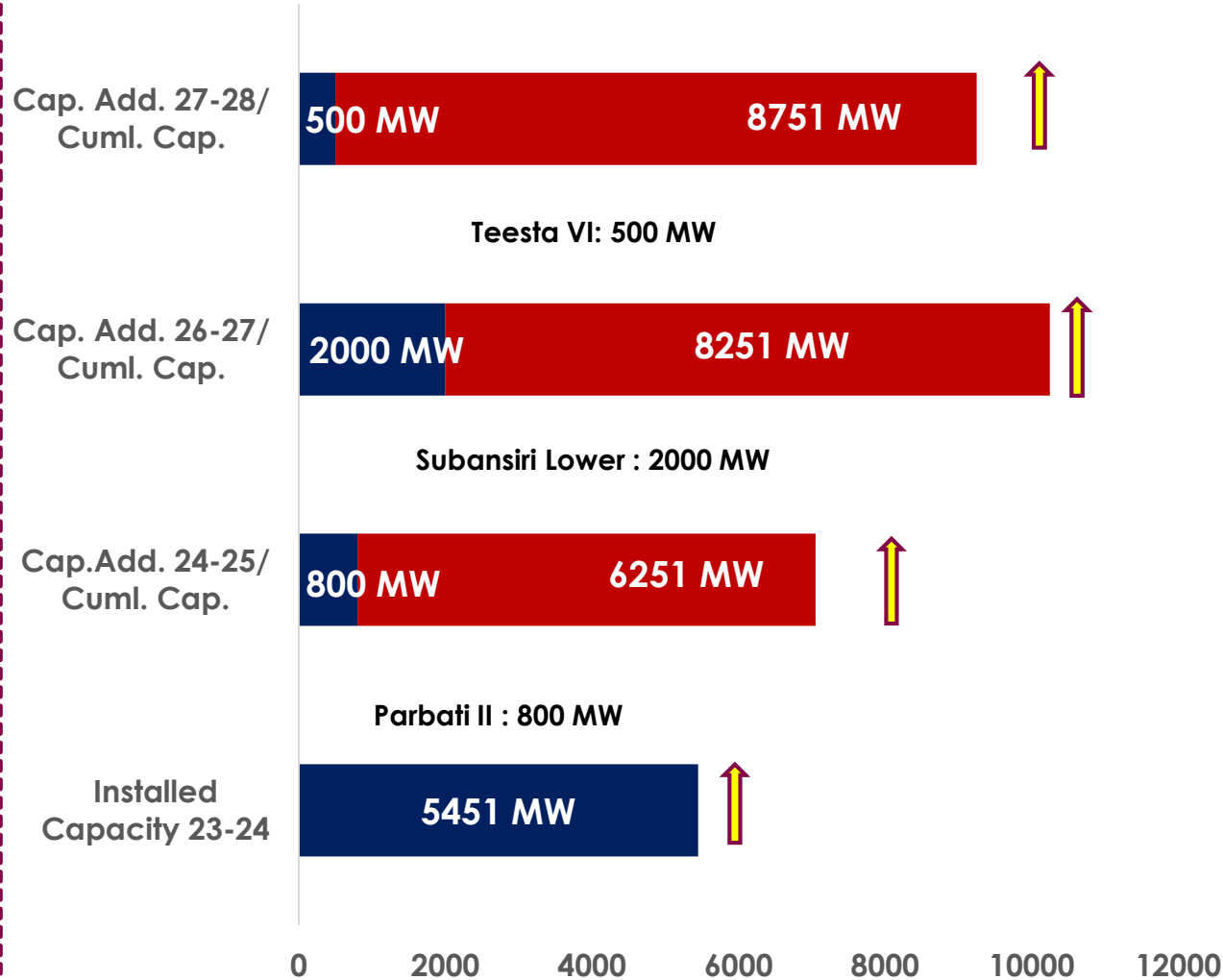


Particulars	FY'25		FY'24			% Change	
	Nine Months	Qtr-3	Nine Months	Qtr-3	Full Year	Nine Months	Qtr-3
Actual Generation (in MU)	4636	1134	3808	950	4473	21.74%	19.37%
Actual PAF (in %)	96.60	100.34	96.45	99.73	96.43	0.15%	0.61%
Revenue from Operations	1113.64	319.87	1024.48	370.53	1268.76	8.70%	-13.67%
Total Income	1260.57	365.50	1193.86	433.28	1500.27	5.59%	-15.64%
Profit After Tax (PAT)	696.06	204.60	686.44	275.95	812.24	1.40%	-25.86%
PAF Based Incentive	32.04	15.06	32.28	14.95	42.81	-0.74%	0.74%
Secondary Energy	378.98	70.35	256.34	47.17	270.61	47.84%	49.14%
Deviation Charges.	11.08	8.40	12.33	8.34	20.61	-10.14%	0.72%

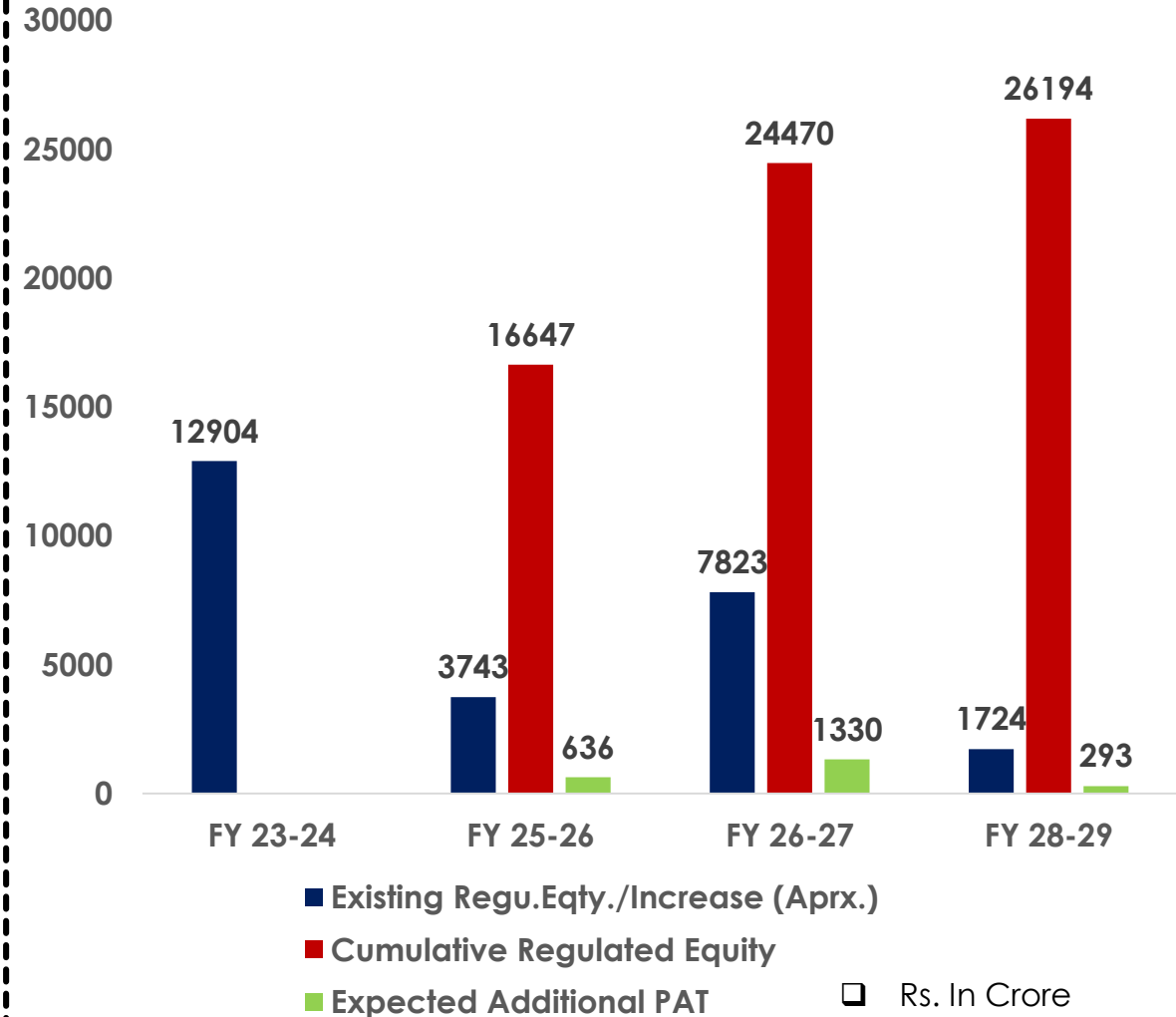
NHPC – Capacity Addition & Regulated Equity (Hydro)

16

Progressive Capacity Addition



Progressive Regulated Equity



Power Station with highest generation during 9M FY'25 : Salal (2982 MU, Annual D.E-3082 MU)



F.Y	Amount (Rs. In Crore)	Remarks
2016-17	2438	(Actual)
2017-18	2722	(Actual)
2018-19	2213	(Actual)
2019-20	4155	(Actual)
2020-21	3568	(Actual)
2021-22	5166	(Actual)
2022-23	6961	(Actual – Consolidated)
2023-24	8652	(Actual – Consolidated)
2024-25	11762	(Consolidated Target)



- ❖ NHDC, the subsidiary of NHPC has fully commissioned 88 MW Floating Solar PV Power Project at Omkareshwar Reservoir on 10.10.2024 with the Commissioning Certificate (COD) obtained on 29.10.2024.
- ❖ Power Purchase Agreement has been signed between NHPC and Gujarat Urja Vikas Nigam Ltd. at Vadodara on 27.06.2024 for setting up 200 MW Solar PV project at GSECL Khavda Solar Park and further sale of power to GUVNL for period of 25 years from COD.
- ❖ Power Purchase Agreement has been signed between NHPC & GRIDCO on 29.06.2024 for setting up 40 MW Solar PV project at Ganjam, Orissa & further sale of power to GRIDCO for period of 25 years from COD.
- ❖ NHPC has awarded the EPC contract for 50 MW Floating Solar Power project in Kerala's West Kallada District to M/s Apollo Green Energy Limited on 26.07.2024.
- ❖ NHPC has awarded the EPC contract for 200 MW Grid Connected Solar photovoltaic Power Projects (stage-1) located in 600 MW Solar Park at Khavda, Gujarat to M/s Apollo Green Energy Limited on 05.08.2024.
- ❖ NHPC has awarded the EPC contract for 200 MW Grid Connected Solar photovoltaic Power Projects (stage-3) located in 600 MW Solar Park at Khavda, Gujarat to M/s Dineshchandra R. Agrawal Infracon Private Limited on 23.12.2024.

NHPC Projects At A Glance



NHPC-Energising India With Hydropower

Standalone							20
Name of Project	Installed Capacity (MW)	Design Energy (MUs)	Type of the project	CCEA Estimated Cost (Rs. Crore) (Price Level)	Anticipated Project Cost (Rs. Crore) (Price Level)	Provisional Project Expenditure till –Dec'24 (Rs. Crore)	Expected Commissioning Schedule
Parbati II, (4X200) Himachal Pradesh	800	3074	Run of River with small pondage	3919.59 (Dec'01)	12475 (at completion cost)	12035.41	FY 24-25 (Q-4)
Subansiri Lower, (8X250) Assam/ Ar. Pradesh	2000	7422	Run of River with small pondage	6285.33 (Dec'02)	26075 (at completion cost)	22930.85	FY 26-27 (Q-1)
Teesta-VI, (4X125) Sikkim	500	2400	Run of River	5748.04 (July'18)	5748.04 (July'18 PL)	3926.72	FY 27-28 (Q-3)
Dibang, (12X240) Arunachal Pradesh	2880	11223	Hydropower cum flood moderation scheme	31876.39 (May'21)	31876.39 (May'21 PL)	2779.12	FY 31-32 (Q-4)
Total (A)	6180	24119		47829.35	76174.43	41672.10	

Name of Project	Installed Capacity (MW)	Design Energy (MUs)	Type of the project	CCEA Estimated Cost (Rs. Crore) (Price Level)	Anticipated Project Cost (Rs. Crore) (Price Level)	Provisional Project Expenditure till –Dec’24 (Rs. Crore)	Expected Commissioning Schedule
Rangit-IV, (3X40) Sikkim	120	508	Run of River	938.29 (Oct’19)	1828 (at completion cost)	1303.49	FY 25-26 (Q-3)
Kiru, (4X156) UT of J&K	624	2272	Run of River	4287.59 (July’18)	5409 (Apr’23 PL)	2141.63	FY 26-27 (Q-2)
Pakal Dul, (4X250) UT of J&K	1000	3230	Run of River	8112.12 (Mar’13)	12670 (Mar’24 PL)	5625.60	FY 26-27 (Q-2)
Kwar, (4x135) UT of J&K	540	1975	Run of River	4526.12 (Sept.20)	4526.12 (Sept.20)	836.90	FY 27-28 (Q-3)
Rattle, (4X205+30) UT of J&K	850	3137	Run of River	5281.94 (Nov’18)	5281.94 (Nov’18 PL)	847.67	FY 28-29 (Q-3)
Total (B)	3134	11122		23146.06	29715.06	10755.29	
Total (A+B)	9314	35241		70975.41	105889.49	52427.39	

S.No	Name of Project	Capacity (MW)	Estimated Capital Cost (in Crs.)	Expected Commissioning Schedule	Tariff (Rs./unit)	Status of PPA
1	600 MW Grid Connected Solar Power Project under CPSU Scheme, Gujarat	600	4194.89	2025-26 (Transmission system for power evacuation at KPS-1, Khavda ISTS Sub-station is likely to be ready by Jan-2026, project anticipated to be commissioned by March-2026)	2.45	Power Usage Agreement signed with DISCOMs (Telangana) for 500 MW on 28.03.2023 and with PSPCL (Punjab) for 100 MW on 16.05.2023.
2	300 MW Grid Connected Solar Power Project under CPSU Scheme, Rajasthan	300	1677.12	2025-26 (likely to be commissioned by August-25)	2.45	Power Usage Agreement signed with PSPCL (Punjab) for 300 MW Project on 16.05.2023.
3	100 MW Grid Connected Solar Power Project under CPSU Scheme, Andhra Pradesh.	100	567.34	2025-26 (likely to be commissioned by August-25)	2.45	Power Usage Agreement signed with WB Discom for 100 MW Project on 23.11.2022.

S.No	Name of Project	Capacity (MW)	Estimated Capital Cost (in Crs.)	Expected Commissioning Schedule	Tariff (Rs./unit)	Status of PPA
4	Floating Solar Kerala (50MW), West Kallada	50	255.92	2025-26 (likely to be commissioned by Feb-26)	3.04 (ceiling tariff)	Initiated Draft PPA Exchanged between NHPC and KSEB on 10.07.2024 and PPA approved by KSERC on 01.01.2025 and signing of finalized PPA is expected shortly.
5	40 MW Solar power project in Ganjam, Odisha	40	147.91	2025-26 (likely to be commissioned by June-25)	2.75	Supplementary PPA signed with GRIDCO on 29.06.2024.
6	200 MW Grid Connected Solar photovoltaic Power Projects(stage-1) located in 600 MW Solar Park at Khavda, Gujarat.	200	913.00	2025-26 (likely to be commissioned by August-25)	2.73	PPA signed with GUVNL on 10.08.2023
7	200 MW Grid Connected Solar photovoltaic Power Projects in GSECL RE Park (stage-3) at Khavda, Gujarat.	200	822.41	2025-26 (likely to be commissioned by Jan-26)	2.66	PPA signed with GUVNL on 27.06.2024
Total (A)		1490	8578.59			

NHPC: Solar Project Under Construction

24

Standalone (As Intermediary Procurer)

S.No	Name of Project	Capacity (MW)	Estimated Capital Cost (in Crs.)	Expected Commissioning Schedule	Tariff (Rs./unit)	Status of PPA
1	Projects through Solar Power Developers, Rajasthan	2000	0.00	<ul style="list-style-type: none">Out of total 2000 MW, 700 MW already commissioned.400 MW project is aligned to be commissioned within one month of respective ISTS Commissioning [i.e. October-2025].300 MW Project is facing GIB issue despite all other requisite clearances. Project can be commissioned within 9 to 12 months of resolution of GIB Issue.However, commissioning of 600 MW Project is dependent upon transfer of identified govt. land to developer by Govt. of Rajasthan. Cabinet (Government of Rajasthan) has accorded its approval for allotment of identified government land for the Project. Formal handing over of land is awaited.	2.55 (1680 MW) 2.56 (320 MW)	PPA and PSA signed. Tariff adopted by CERC
2	Solar-I(2023-24) (Tranche-I)	3000	0.00	<ul style="list-style-type: none">24 months from PPA signing date i.e. April-May, 2026Preliminary activities being taken up.	2.52 for 250 MW & 2.53 for 2750 MW	PPA Signed with selected developers for entire 3000MW

NHPC: Solar Project Under Construction

25

Standalone (As Intermediary Procurer)

S.No	Name of Project	Capacity (MW)	Estimated Capital Cost (in Crs.)	Expected Commissioning Schedule	Tariff (Rs./unit)	Status of PPA
3	FDRE-I (2023-24) Firm & Dispatchable (RTC) RE Power (Tranche-II)	1400	0.00	2025-26 24 months from PPA signing date	4.55 (120 MW) 4.63 (150MW) 4.64 (1130 MW)	<ul style="list-style-type: none">• PSA signed for 1280MW capacity. PPA Signed for 600 MW Capacity. PPA for balance capacity of 680MW is likely to be signed shortly• PSA for balance capacity of 120 MW is likely to be signed by March 2025.
Total-(a)		6400	0.00			

Projects under Pipeline

☐ Hydro Power

☐ Solar Energy



Clean Power For EVERY HOME

NHPC: Solar Projects under Tender and pipeline

A. Subsidiary/JV Mode

(a) Under Pipeline

Sl. No.	Name of Project	Capacity (MW)	Estimated Capital Cost	Expected Commissioning Schedule	Tentative Tariff (Rs./unit)	Status of PPA
1	Solar Park, Jalaun (U.P.) under UMREPP (Subsidiary -BSUL)	1200	796.96 (<i>Park development cost only</i>)	December 2026	2.80	<ul style="list-style-type: none">REMCL vide letter dated 17.01.2022 conveyed approval of Railway Board for procurement of 1405 MUs (equivalent to 800 MW) power on optimum scheduling mode.BSUL requested UPNEDA and UPPCL for providing consent for procurement of balance power 1591 MU.
Total- A		1200	796.96			

NHPC: Solar Projects under Tender and pipeline

28

Standalone (As Intermediary Procurer)

(a) Tender Stage

S. No	Name of Project	Bidding Trajectory	Capacity (MW)	Estimated Capital Cost (in Crs.)	Expected Commissioning Schedule	Tentative Tariff (Rs./unit)	Status of PPA
1.	(Solar & Wind Hybrid-I) -Tranche-III	2023-24	960	0.00	24 months from PPA signing date	3.48 for 150 MW & 3.49 for 810 MW	Tariff discovered, PPA under exploration.
2.	(FDRE-II) (Assured Peak) Tranche-IV	2023-24	1200	0.00	24 months from PPA signing date	4.37 for 1550 MW and 4.38 for 550 MW	<ul style="list-style-type: none">Obtaining consent of buying entities for signing of PSA under exploration.PPA shall be signed after signing of PSAs
3.	Solar -II Tranche-V	2024-25	2400	0.00	24 months from PPA signing date	2.56 for 1750 MW and 2.57 for 650MW	<ul style="list-style-type: none">Obtaining consent of buying entities for signing of PSA under exploration.PPA shall be signed after signing of PSAs
4.	(FDRE-III) (Assured Peak)- Tranche-VI	2024-25	1200	0.00	24 months from PPA signing date	Under Tendering Process	PPA will be explored after tariff is discovered.

NHPC: Solar Projects under Tender and pipeline

Standalone (As Intermediary Procurer)

(a) Tender Stage

S.No	Name of Project	Bidding Trajectory	Capacity (MW)	Estimated Capital Cost (in Crs.)	Expected Commissioning Schedule	Tentative Tariff (Rs./unit)	Status of PPA
5.	(Wind) –Tranche-VII	2024-25	600	0.00	24 months from PPA signing date	Tender Under Cancellation due to poor response	-
6.	(Solar with Storage-I) (Tranche-VIII)	2024-25	1200	0.00	24 months from PPA signing date	Under Tendering Process	PPA will be explored after tariff is discovered.
7.	(Solar –III) (Tranche-IX)	2024-25	1200	0.00	24 months from PPA signing date	Under Tendering Process	PPA will be explored after tariff is discovered.
8.	Wind Solar Hybrid-II (Tranche-X)	2024-25	1200	0.00	24 months from PPA signing date	Under Tendering Process	PPA will be explored after tariff is discovered
Grand Total (a)			9960	0.00			

NHPC: Hydro Projects Under Clearance

Standalone

30

S. N.	Projects	Installed Capacity (MW)	Design Energy (MUs)	Cost (In Crore) & PL	Status
1	Teesta-IV (4x130) Sikkim	520	2252	6113 (Apr'21)	<ul style="list-style-type: none"> All statutory clearances have been received except forest clearance (stage-II). Approval for pre-investment activities received on 03.05.2016. PIB Memo is held up for want of forest clearance (stage-II). Regular persuasion is being done with State Government for expeditiously resolving the issues of compliance of Forest Clearance (Stage-II) related to FRA, 2006 and acquisition of 181.06 ha private & departmental land. During the conference of Power minister's of North Eastern states held on 09.07.2024, Secretary (Power) Govt. of Sikkim, informed that the consultations with the Government and local bodies regarding the Project would be expedited.
2	Dugar (4 x103 + 2x44) Himachal Pradesh	500	1760	4250 (Apr'2021)	<ul style="list-style-type: none"> MOU signed on 25.09.2019 at Shimla and NHPC signed Implementation Agreement(IA) with Govt. of Himachal Pradesh on dated 26.08.2022. Defence clearance (validity upto 10.05.2027), IWT clearance and Concurrence of CEA are available. CEA accorded the Concurrence on 26.04.2022. The completion cost of the project is Rs. 4250.20 Crore with Levellised Tariff Rs. 4.46/unit. IWT clearance accorded on 01.05.2023. EAC vide MoM dated 06.09.22 recommended project for accord of Environment Clearance subject to submission of FC-1 by the Developer. Forest clearance is in progress. GoHP vide notification dated 30.09.2024 has altered the terms and conditions unilaterally and insisting to sign Supplementary IA with modified terms and conditions. After withdrawal of concession by GoHP, the project becomes commercially unviable. In this regard, NHPC has filed a writ petition in the Hon'ble High Court of Shimla against withdrawal of concessions granted to the project as mentioned in IA. The matter is subjudice.

NHPC: Hydro Projects Under Clearance

Standalone

31

S.No.	Projects	Installed Capacity (MW)	Design Energy (MUs)	Cost (In Crore) & PL	Status
3	Sawalkot (8x225+1x56) UT of J&K	1856	7995	22704.80 (Completion)	<ul style="list-style-type: none"> The project shall be executed by NHPC on BOOT basis for the period of 40 years. NHPC has taken over the Project from JKSPDC. The Ministry of Power has accorded approval on 12.07.2022 for incurring expenditure on pre investment activities for an amount of ₹ 973 crore at Nov.2021 Price Level. CEA vide letter dated 27.12.2022 vetted the cost estimates at completion level for an amount of ₹22704.80 crore including ₹4593.41 crore for IDC and ₹1124.20 crore for enabling infrastructure. Forest clearance is in progress. NHPC vide letter dated 24.12.2024 requested the Secretary Govt. of India, Ministry of Defence (MoD) to appropriate directions to the concerned officials for expediting the issue of NOC to the project with a copy to Secretary (Power), MoP.
4	Uri-I Stage-II (2x120) UT of J&K	240	932.6	2526.79 (Completion)	<ul style="list-style-type: none"> MOU has been signed between NHPC Ltd. and JKSPDCL on 03.01.2021 with a Valid for 2 years i.e. up to 02.01.2023. MoU was extended on 25.09.2023 for a period of 1 year up to 02.01.2024. Case of further extension of validity of MoU for 2 years i.e. up to 02.01.2026 is pending with Govt. of J&K. The project shall be executed by NHPC on BOOT basis for the period of 40 years. MOEF&CC vide letter dated 10.06.2021 has conveyed the approval to the TOR for EIA/EMP studies. Public Hearing was conducted on 21.12.2023 and proceedings were submitted to MoEF&CC on 28.12.2023. Forest clearance accorded by MoEF&CC on 14.01.2025. IWT clearance accorded by MoWR on 22.01.2025. DPR concurred by CEA on 07.03.2023 amounting to ₹2526.79 crore at completion level including ₹249.45 crores for IDC and ₹26.20 crores for enabling infrastructure.
Total		3116	12939.6	35594.59	

Hydro Project Under Clearance

Subsidiary

32

S.No	Projects	Installed Capacity (MW)	Design Energy (MUs)	Cost (In Cr.) & PL	Status
1	Kirthai-II (6x140 + 2x35 + 2x10) UT of J&K	930	3330	6384 (Feb'20)	<ul style="list-style-type: none"> • MOU has been signed between NHPC Ltd. and JKSPDCL on 03.01.2021. • The project shall be executed by M/s CVPPPL on the same terms and conditions of that of Pakaldul, Kiru & Kwar H E Projects. • The Appraisal has been transferred in the name of CVPPPL by CEA on 29.12.2021. • Extension of validity of appraisal up to 13.06.2024 was accorded by CEA on 29.08.2022. • Extension of validity of appraisal up to 13.06.2026 is under process. • Balance investigation works are in progress in compliance to DPR concurrence. • Based on survey & investigations, some modifications were necessitated. Hence, Memorandum of Changes (MoC) was prepared and submitted by CVPPPL in May' 2024 to CEA. • Revised MoC submitted to CEA on 03.01.2025 after incorporating all the suggestion of CEA/CWC. • Defence Clearance was accorded by MoD on 24.03.2022. • EAC had recommended for grant of Environment Clearance (EC) to the project on 15.04.2021. MoEF vide letter dated 24.5.2021 has intimated JKSPDC that EC shall be accorded after Stage-I Forest Clearance is granted. • Application for FC on Parivesh Portal of MOEF&CC submitted on dated 19.10.2022.

NHPC: Hydro Project Under Clearance

Subsidiary

33

S.No	Projects	Installed Capacity (MW)	Design Energy (MUs)	Cost (In Cr.) & PL	Status
2	Loktak D/S (2x33) Manipur	66	333.76	1311 (Jul 20)	<ul style="list-style-type: none"> All statutory clearances of project except CCEA are available. PPA signed between Govt. of Manipur and LDHCL on 31.08.2020. PIB Memo meeting held on 14.07.2021. As per PIB minutes, Cost (at completion) of Project without & with establishment cost till zero date, likely year wise phasing of expenditure at Completion Cost (including establishment cost till zero date) during project cycle and funds to be made available by State Govt. of Manipur & Tariff calculations furnished to MoP vide letter dated 16.08.2021 for further direction & necessary action. NHPC shared the above information with Govt of Manipur as per direction of PIB vide letter dtd 19.08.2021. Confirmation of Govt. of Manipur is awaited despite regular persuasion by NHPC / MoP. CEA has declined to extend the validity of the concurrence of DPR vide their letter dt 04.08.2022. Board of Directors of NHPC in its 478th meeting held on 27.03.2024 accorded 'In-principal approval for closure of LDHCL' subject to approval of DIPAM, MoP and Govt. of Manipur.
TOTAL		996	3663.76	7695	

NHPC: Hydro Projects Under Survey & Investigation

Standalone

34

S. No.	Projects	State	Installed Capacity (MW)	Status
Projects Under FR/DPR Preparation				
1	Garba Tawaghat (3x210)	Uttarakhand	630	<ul style="list-style-type: none">MoP vide letter dated 28.12.2023 requested NHPC to take up the matter of implementation of Garba Tawaghat HE Project with JHDC. Accordingly, NHPC vide letter dated 19.01.2024 requested MoP to include nominee of NHPC in the JHDC to take up the matter appropriately in the forum. The response is awaited.CMD, NHPC vide letter dated 24.06.2024 requested Secretary (Power) to coordinate with MEA for expediting the consent of Nepalese side to hold the discussions with NHPC officials for sorting out the matter.The issues were discussed by JS (Hydro), MoP on 23.07.2024.MoP vide letter dated 19.08.2024 forwarded the request of NHPC (letter dt.-24.06.2024) to MEA and requested to take up the matter with Embassy of India in Kathmandu to expedite the process of obtaining consent from the Nepalese authorities for carrying S&I activities by NHPC .The issue was again discussed in Quarterly Performance Review (QPR) Meeting of NHPC 06.11.2024. It was deliberated that MoP will take up the matter at an appropriate level and flag the issue during visits of dignitaries.NHPC vide letter dated 07.08.2024 requested GoUK for extension of validity of Implementation Agreement of Garba Tawaghat HE Project for further period of 5 years i.e. upto 31.08.2029.The details sought by GoUK vide letter dated 30.10.2024 has been furnished by NHPC on 12.12.2024.The extension of validity of Implementation Agreement (IA) is under process at GoUK.

NHPC: Hydro Projects Under Survey & Investigation

Standalone

35

S. No.	Projects	State	Installed Capacity (MW)	Status
Projects Under FR/DPR Preparation				
2	Dulhasti Stage-II (2x130)	UT of Jammu & Kashmir	260	<ul style="list-style-type: none"> MOU has been signed between NHPC Ltd. and JKSPDCL on 03.01.2021 with a Validity for 2 years i.e. up to 02.01.2023. MoU was extended on 25.09.2023 for a period of 1 year up to 02.01.2024. Case of further extension of validity of MoU for 1 year i.e. up to 02.01.2025 is pending with Govt. of J&K. The project shall be executed by NHPC on BOOT basis for the period of 40 years. MoEF&CC vide letter dated 16.07.2021 has conveyed the approval to the ToR for EIA/ EMP studies of the project. EIA/ EMP studies awarded on 08.09.2021 and EIA/EMP studies is under finalization. No forest clearance is required. NOC has been obtained from Forest department on 13.12.2021. Defence Clearance has been accorded by MoD on 03.01.2022. As per revised guidelines, all (14 nos.) Pre-DPR chapters have been submitted to concerned directorates of CEA/CWC/GSI/CSMRS etc. out of 14 Chapters, 13 Chapters cleared.

NHPC: Hydro Projects Under Survey & Investigation

S. No.	Projects	State	Installed Capacity (MW)	Status
Projects Under PFR/DPR Preparation				
3	Subansiri Upper	Arunachal Pradesh	1605	<ul style="list-style-type: none">Government of Arunachal Pradesh has conveyed its approval on 21.07.2023 for allotment of the Project to NHPC.MoA with the Govt. of Arunachal Pradesh has been signed on 12.08.2023. Site office has been established.Payment of Rs. 100 crores released to M/s KSK towards project Acquisition cost on 23.08.2023.TOR granted by MoEF on 07-09-2024. LOA issued on 17.08.2024 for carrying out EIA/EMP studies.Application for FC-1 has been applied on Parivesh Portal 2.0 on 30.08.2024. NOC received from State Forest Deptt. on 04.10.2024 for identification of Compensatory Afforestation (CA) land outside Arunachal Pradesh.NHPC had approached states of Madhya Pradesh, Gujarat, Maharashtra & Uttar Pradesh for carrying out CA works. Madhya Pradesh State Forest has given their consent to carry out CA works at a cost of Rs. 7 lakhs per ha. Accordingly, demand of Rs. 4.51 Crore incl. of GST has been raised for site inspection, DPR preparation & other works which is 1% of the total cost. Payment for the same is under process.DPR is under preparation.Application for NOC/Defence Clearance from MoD has been uploaded on Ministry of Defence (MoD) Portal on 24.12.2024 and the same has been forwarded by MoP to MoD on 02.01.2025.

NHPC: Hydro Projects Under Survey & Investigation

S. No.	Projects	State	Installed Capacity (MW)	Status
Projects Under PFR/DPR Preparation				
4	Kamla	Arunachal Pradesh	1720	<ul style="list-style-type: none">Government of Arunachal Pradesh has conveyed its approval on 21.07.2023 for allotment of the Project to NHPC.MoA with the Govt. of Arunachal Pradesh has been signed on 12.08.2023. Site office has been established.Payment of Rs. 201.54 Crores released to M/s Kamala HE Power Company Ltd. (Hydropower Corporation of Arunachal Pradesh – Jindal Power Ltd. JV) towards Project Acquisition cost on 22.08.2023.TOR granted by MoEF on 07.08.2024. LOA issued on 19.07.2024 for carrying out EIA/EMP studies.Application for Forest Clearance (FC-1) has been applied in Parivesh Portal 2.0 on 25.04.2024. NOC received from State Forest Deptt. on 04.10.2024 for identification of Compensatory Afforestation (CA) land outside Arunachal Pradesh.NHPC had approached states of Madhya Pradesh, Gujarat, Maharashtra & Uttar Pradesh for carrying out CA works. Madhya Pradesh State Forest has given their consent to carry out CA works at a cost of Rs. 7 lakhs per ha. Accordingly, demand of Rs. 6.09 Crore incl. of GST has been raised for site inspection, DPR preparation & other works which is 1% of the total cost. Payment for the same is under process..DPR has been submitted to CEA on 22.10.2024. Clearance is awaited.Application for NOC/Defence Clearance from MoD has been uploaded on Ministry of Defence (MoD) Portal on 31.12.2024 and the same has been forwarded by MoP to MoD on 02.01.2025.
Total			4215	

New Initiatives

☐ Pumped Storage Schemes



Green Power, Clean Power

(1) Maharashtra

S.No	Name/Place of PSP	Installed Capacity (MW)	Present Status
1	Savitri	1800	<ul style="list-style-type: none"> MOU has been signed on 06.06.2023 between NHPC and Department of Energy, Govt of Maharashtra for establishment of Kalu (1150 MW), Savitri (2250 MW), Kengadi (1550 MW), Jalond (2400 MW) PSPs along with other Renewable Energy Projects. Following the issuance of a corrigendum on 31.07.2024 regarding Maharashtra's PSPs Policy, NHPC re-entered a Memorandum of Understanding (MoU) on 03.09.2024 with the Department of Water Resources, Government of Maharashtra. ✓ PFR of Savitri PSP has been prepared and submitted to Govt. of Maharashtra & CEA. ✓ DPR preparation of Savitri PSP is under progress. Upper Reservoir & Part of HRT fall under Eco-Sensitive Zone. ✓ PFR of Kengadi PSP has been prepared and submitted to Govt. of Maharashtra. ✓ PFR of Kalu PSP has been prepared. ✓ As per the feasibility assessment some part of the Jalond project area falls under the wild life sanctuary and hence it appears not to be feasible. However, further optimization is required. ✓ NHPC had requested Government of Maharashtra for allotment of Water for proposed PSPs schemes. ✓ Govt. of Maharashtra sought willingness for development of the 07 more PSPs aggregating to 3810 MW and NHPC has tendered the willingness for the same.
2	Kengadi	600	
3	Kalu	1350	
4	Jalond	2400	
	Total	6150	

Pump Storage Project Scheme

40

(2) Andhra Pradesh (under JV mode with APGENCO)

S.No	Name/Place of PSP	Installed Capacity (MW)	Description
1	Rajupalem	800	<ul style="list-style-type: none"> ➤ MOU signed between NHPC and Andhra Pradesh Power Generation Corporation (APGENCO) on 23.08.2023 for Implementation of PSPs and RE Project(s) under JV Mode. ➤ MOP vide Letter dated 12.03.2024 has conveyed the concurrence of DIPAM and NITI Aayog and directed NHPC to further necessary action as per extant rules of GOI. ➤ NHPC and APGENCO formed a JV Company, APGENCO NHPC Green Energy Ltd (ANGEL), on 23.01.2025 to develop renewable energy projects. ➤ Five Pumped Storage Projects namely Rajupalem (800 MW), Yaganti (1000 MW), Gadikota (1200 MW), Aravetipalli (1320 MW) & Deenepalli (750 MW) are being implemented by the JVC. ➤ Feasibility Study Report of Rajupalem has been completed. Pre-DPR activities are yet to be started. ➤ DPR of Yaganti PSP is under progress. Draft EIA report submitted. Investigations & DPR works hampered due to local resistance. ➤ DPR preparation of Gadikota PSP is under progress. First consultation meeting i.r.o. Gadikota PSP (1200 MW) was held on 05.12.2024. ➤ The PFR of Arvetipalli PSP has been prepared. 1st consultation meeting to discuss about the Pre-feasibility report (PFR) and General layout, alternatives proposed for the alignment of the project was held on 20.09.2023. ➤ The Techno-commercial Feasibility report of Deenepalli PSP has been prepared.
2	Yaganti	1000	
3	Gadikota	1200	
4	Aravetipalli	1320	
5	Deenepalli	750	
Total		5070	

Pump Storage Project Scheme

41

(3) Madhya Pradesh

S.No	Name/Place of PSP	Installed Capacity (MW)	Present Status
1	Indrasagar-Omkareswar	640	<ul style="list-style-type: none">➤ Govt. of MP vide Letter dated 07.06.2023 has allotted the Project to NHDC for implementation.➤ PFR submitted by NHDC to CEA on 13.06.2023.➤ 1st Consultation Meeting for preparation of DPR was held by CEA on 28.06.2023.➤ DPR chapters as per guideline and checklist of CEA is under preparation.➤ Layout Finalization Chapters of Indira Sagar- Omkareshwar PSP (640MW), Madhya Pradesh has been submitted to CEA on 15.12.2023 for Layout Finalization.➤ CWC vide letter dated 28.03.2024 has cleared that no fresh hydrological studies are required as both (upper & lower) reservoirs are existing.➤ MOEF &CC has granted Terms of Reference (ToR) for the project Indirasagar-Omkareshwar Open Loop Pumped Storage Project (640 MW) by M/s NHDC Limited for preparation of EIA/ EMP reports
2	Tekwa-2	800	<ul style="list-style-type: none">➤ PFR has been prepared and submitted by NHPC to Govt of MP and CEA.➤ 1st consultation meeting for preparation of DPR was held on 28.06.2023.
3	Satpura-2	1500	<ul style="list-style-type: none">➤ A meeting on 03.03.2023 with Principal Secretary (Energy), GoMP wherein NHPC requested for allotment of said project .➤ PFR has been submitted to CEA on 03.04.2024
Total		2940	

(4) Odisha

S.No	Name/Place of PSP	Installed Capacity (MW)	Present Status
1	Masinta PSP	1000	<ul style="list-style-type: none"> ➤ MoU has been signed between NHPC Limited and Govt. of Odisha through GRIDCO Limited for “Development of Pumped Storage Projects (PSPs) in the State of Odisha” on 23rd June 2023. ➤ NHPC team visited for potential site near Rengali reservoir for assessment of PSP in March, 2024. One site is found feasible for further studies. ➤ PFR of Masinta PSP (1000 MW) submitted to GRIDCO Limited on 30.08.2024. ➤ GRIDCO vide letter dated 30.10.2024 granted the permission for preparation of DPR of Masinta by NHPC Limited. ➤ The preparation of DPR of the Masinta PSP is under progress ➤ The Pre-feasibility study of two more PSPs Harbhangi – 300 MW & Badanalla stream – 600 MW) is being carried out NHPC.
	Total	1000	

(5) Gujarat

S.No	Name/Place of PSP	Installed Capacity (MW)	Present Status
1	Kuppa PSP	900	<ul style="list-style-type: none"> ➤ MoU has been signed between NHPC & Gujarat Industries Power Company Limited (GIPCL) on 17th October 2023 for development of Pumped Storage & RE Projects in the State of Gujarat. ➤ Under the aegis of “Vibrant Gujarat” NHPC signed an MoU with Gujarat Power Corporation Limited, Government of Gujarat for investment in Kuppa PSP (750 MW) on 03.01.2024. ➤ GIPCL (Gujarat Industries Power Company Ltd.) vide email dated 29.5.2024 has requested NHPC for a joint site visit of 05 nos. PSPs site (Kaprada-1300MW, Wilshon Ghat- 1000MW, Ganiyabar-830MW, Umedpura-660MW, Dobachapura-500MW) aggregating to 4290MW. ➤ NHPC team has visited two PSP sites in association with GIPCL and submitted their report. ➤ PFR of Kuppa PSP 900 MW submitted to Govt. of Gujarat on 31.08.2024. ➤ The preparation of DPR of the Kuppa PSP is under progress , Field survey work has been completed.
	Total	900	

(6) Tripura

S.No	Name/Place of PSP	Installed Capacity (MW)	Present Status
1	Longtharai PSP	800	<ul style="list-style-type: none">➤ NHPC is under discussion with Government of Tripura for allotment of PSPs sites to NHPC for carrying out suitable analysis, studies, preparation of PFR/FR/ DPR and implementation of the project, if found techno commercially viable.➤ Tripura Renewable Energy Development Agency, Govt. of Tripura vide Letter dated 27.10.2023 has requested NHPC for deputing senior level officials to make technical representation and detailed discussion at Agaratala on 09.11.2023.➤ Tripura Power Generation Limited on 20.12.2023 has conveyed the allotment of 04 nos. Pumped Storage Projects to NHPC Limited by the Government of Tripura at Longtharai, Sunitipur, Shantipur and Sakhan PSP sites in the State of Tripura for detailed Survey & Investigation Works and their subsequent Implementation based on their techno-commercial viability.➤ PFR of Longtharai PSP (800 MW) has been prepared.
	Total	800	

S.No	Name/Place of PSP	Installed Capacity (MW)	Present Status
1	Ghagari	580	➤ NHPC has signed a MoU on 29.09.2024 with the Govt. of Rajasthan with the intent to establish the PSPs, Renewable Energy (solar/Floating Solar/Wind) Projects and the Battery Energy Storage system in the state of Rajasthan.
2	Singli	860	➤ NHPC re-entered in project specific MoU (4 projects - 3540 MW) with Govt. of Rajasthan for the development of PSPs, Renewable Energy (solar/Floating Solar/Wind) Projects and the Battery Energy Storage system in the state of Rajasthan on 06.12.2024.
3	Paharkalan – I	1200	➤ Site visit by NHPC team has been carried out for the assessment of suitability and feasibility. The report has been submitted . ➤ The preparation of Pre-feasibility report is under process.
4	Paharkalan – II	900	➤ NHPC vide letter dated 24.01.2025 requested RRVUNL for acceptance and signing of MOU.
Total		3540	

S.No	Name/Place of PSP	Installed Capacity (MW)	Present Status
1	ONGC		NHPC has signed MOU with ONGC on 15.12.2023 for cooperation in exploration and development of Pumped Hydro Storage and other Renewable Projects in the country.
2	PSPCL, Punjab		NHPC has signed MOU with Punjab State Power Corporation Limited (PSPCL), Govt. of Punjab on 14.03.2024 for development of Pumped Storage Projects.
3	Chhatisgarh		<p>NHPC has self-identified a potential site for development of PSP in the state of Chhattisgarh. Based on the preliminary evaluation, NHPC has requested Govt. of Chhattisgarh for the allotment of Sikaser-Gariaband PSP (800 MW) site for further development.</p> <p>A meeting with secretary, WRD, Govt. of C.G. was held on 28.01.2025 regarding allotment of Pumped Storage Projects.</p>

NHPC: Standalone Projects in Operation

Hydro

47

S. No	NHPC Project & State/UT	Installed Capacity (MW)	Design Energy (MU)	Year of comm.	Capital Cost as on 31.03.24	Tariff (23-24) (Rs./Kwh)	Type of the project
1	Baira Siul, (3x60) Himachal Pradesh	180	708.59	1981 (Sep)	375.36	2.65	Run of River (ROR) with small pondage
2	Loktak, (3x35) Manipur	105	448.00	1983 (May)	185.20	3.89	Storage
3	Salal, (6x115) UT of J&K	690	3082.00	1987 (Nov)	1039.39	2.64	ROR
4	Tanakpur, (3x40) Uttarakhand	94.2	452.19	1992 (Apr)	438.47	5.35	ROR
5	Chamera-I, (3x180) Himachal Pradesh	540	1664.56	1994 (Apr)	2109.47	2.28	Storage
6	Uri-I, (4x120) UT of J&K	480	2587.38	1997 (Apr)	3466.50	2.36	ROR
7	Rangit, (3x20) Sikkim	60	338.61	2000 (Feb)	508.75	4.03	ROR with small pondage
8	Chamera-II, (3x100) Himachal Pradesh	300	1499.89	2004 (Feb)	2033.73	2.41	ROR with small pondage
9	Dhauliganga-I, (4x70) Uttarakhand	280	1134.69	2005 (Oct)	1766.08	2.70	ROR with small pondage.
10	Dulhasti, (3x130) UT of J&K	390	1907.00	2007 (Mar)	5241.30	5.11	ROR with small pondage

NHPC: Standalone Projects in Operation

Hydro

48

S.No.	NHPC Project	Installed Capacity (MW)	Design Energy (MU)	Year of Comm.	Capital Cost as on 31.03.24	Tariff (23-24) (Rs. /Kwh)	Type of the project
11	Teesta-V, (3x170) Sikkim	510	2573	2008 (Mar)	2839.18	1.97	ROR with small pondage
12	Sewa-II, (3x40) UT of J&K	120	533.53	2010 (Jun)	1152.48	4.60	ROR with small pondage
13	Chamera-III, (3x77) Himachal Pradesh	231	1108.17	2012 (Jun)	2148.97	4.18	ROR with small pondage
14	Chutak, (4x11) UT of Ladakh	44	212.93	2013 (Jan)	953.07	9.91	ROR
15	TLDP-III, (4x33) West Bengal	132	594.07	2013 (Mar)	1994.80	5.59	ROR with small pondage
16	Nimoo Bazgo, (3x15) UT of Ladakh	45	239.33	2013 (Jan)	1063.91	10.61	ROR with small pondage
17	Uri -II, (4x60) UT of J&K	240	1123.77	2014 (Feb)	2366.12	5.27	ROR
18	Parbati-III, (4x130) Himachal Pradesh	520	1963.29	2014 (May)	2720.09	2.72	ROR with small pondage
19	TLDP IV, (4x40) West Bengal	160	717.72	2016 (Aug)	1762.65	4.35	ROR with small pondage
20	Kishanganga, (3x110) UT of J&K	330	1712.96	2018(Mar)	5614.11	4.94	ROR with Pondage
	Total-A	5451.2	24601.68		39779.63	4.01	

NHPC: Standalone Projects in Operation

Renewable Energy

49

S.No	Project	Installed Capacity (MW)	Design Energy (MU)	Year of Comm.	Capital Cost as on 31.03.2024	Tariff 23-24 (Rs./unit)	Place of Project
1	Wind Power	50	94.25	2016	330.40	3.67	Lakhmana, Jaisalmer
2	Solar Power	50	105.96	2018	290.59	4.41	Theni/Dindigul District, Tamilnadu
	Total-B	100	200.21		620.99		
Sub Total Standalone(A+B)		5551.2	24801.89		40400.62	4.02	

NHPC: Subsidiary Projects in Operation

Hydro

S.No	Project	Installed Capacity (MW)	Design Energy (MU)	Year of Comm.	Capital Cost as on 31.03.2024	Tariff 23-24 (Rs./Kwh)	Type of the project
1	Indrasagar, (8x125) Madhya Pradesh	1000	1423.26	2005	5566.00	3.97	Storage
2	Omkareshwar, (8x65) Madhya Pradesh	520	736.46	2007	3147.32	4.70	Storage
	Total-A	1520	2159.72		8713.32	4.22	

Renewable Energy

50

S.No	Project	Installed Capacity (MW)	Design Energy (MU)	Year of Comm.	Capital Cost as on 31.03.2024	Tariff 23-24 (Rs./unit)	Place of Project
1	Solar Power Project, Kalpi (UP) (Subsidiary - BSUL)	65	148.38	2023-24	309.46	2.68	Jalaun District (Uttar Pradesh)
2	Ground Mounted Solar PV Plant (Subsidiary – NHDC)	8	14.85	2023-24	46.53	3.22	Sanchi (M.P.)
3	Omkareshwar Floating Solar Park (MP) (Subsidiary – NHDC)	88	205.00	2024-25	579.47	3.22	Omkareshwar (Madhya Pradesh)
4	Ground Mounted Solar Power Project in Central University of Rajasthan, Ajmer (Subsidiary - NREL)	0.7	1.53	2024-25	4.43	4.45	Ajmer (Rajasthan)
	Total-B	161.70	369.76		939.89		
	Sub Total Subsidiary (A+B)	1681.70	2529.48		9653.21		
	Grand Total (Standalone+ Subsidiary)	7232.90	27331.37				



Thank
You

