

04<sup>th</sup> September, 2023

**BSE Limited**  
Phiroze Jeejeebhoy Towers,  
Dalal Street,  
**Mumbai- 400 001**

**National Stock Exchange of India Limited**  
Exchange Plaza, 5<sup>th</sup> Floor,  
Plot No. C-1, Block G,  
Bandra- Kurla Complex, Bandra (E)  
**Mumbai- 400 051**

**Scrip Code: 533217**

**Trading Symbol: HMVL**

**Sub: Notice of 13<sup>th</sup> (Post IPO) Annual General Meeting (AGM) of the Company and Annual Report for the Financial Year 2022-23 (FY-23)**

Dear Sir(s),

This is to inform that the **13<sup>th</sup> (Post IPO) AGM** of the Company will be held on **Tuesday, 26<sup>th</sup> September, 2023 at 11:00 AM (IST)** through Video Conferencing/Other Audio-Visual Means.

In terms of Regulations 34 of SEBI (Listing Obligations and Disclosure Requirements) Regulations, 2015, we are enclosing the following:

1. Notice convening the 13<sup>th</sup> (Post IPO) AGM of the Company; and
2. Annual Report of the Company for FY-23

The aforesaid documents are also hosted on the website of the Company viz. **www.hmvl.in** and are being dispatched to all eligible Members whose e-mail id is registered with the Company/ Depository Participants/ Registrar & Share Transfer Agent.

We request you to take the above information on record.

Thanking you,

Yours faithfully,

For **Hindustan Media Ventures Limited**

**(Punit Kumar Chellaramani)**  
**Company Secretary**

*Encl.: As above*

---

Registered Office :  
Budh Marg, Patna - 800001  
Ph.: 0612-2223434, 2223772, 2223413, 2223314, 2222538  
Fax : 0612-2226120



## Hindustan Media Ventures Limited

*Registered Office: Budh Marg, Patna – 800001*

*Ph.: +91 612 222 3434; Fax: +91 612 222 1545*

*Corporate Office: Hindustan Times House (2<sup>nd</sup> Floor), 18-20, Kasturba Gandhi Marg, New Delhi – 110 001*

*Ph.: +91 11 6656 1234; E-mail: hmvlinvestor@livehindustan.com; Website: www.hmvl.in*

*CIN: L21090BR1918PLC000013*

---

### **NOTICE OF ANNUAL GENERAL MEETING (13<sup>th</sup> POST IPO)**

**NOTICE** is hereby given that the Annual General Meeting (13<sup>th</sup> post IPO) of Members of **Hindustan Media Ventures Limited** will be held on **Tuesday, the September 26, 2023 at 11:00 A.M. (IST)** through Video Conferencing (“VC”)/Other Audio-Visual Means (“OAVM”), to transact the following business:

#### **ORDINARY BUSINESS**

##### **ITEM NO. 1**

To consider and adopt:

- a) the audited standalone financial statements of the Company for the financial year ended March 31, 2023 and the report of the Board of Directors and Auditors thereon; and
- b) the audited consolidated financial statements of the Company for the financial year ended March 31, 2023 and the report of the Auditors thereon.

##### **ITEM NO. 2**

To appoint Shri Priyavrat Bhartia (DIN: 00020603), as a Director, who retires by rotation, and being eligible, offers himself for re-appointment.

#### **SPECIAL BUSINESS**

##### **ITEM NO. 3**

**Re-appointment of Shri Praveen Someshwar (DIN: 01802656) as Managing Director of the Company and approval of remuneration**

To consider and if thought fit, to pass with or without modification(s), the following resolution as a **Special Resolution**:

**“RESOLVED THAT** pursuant to the provisions of Sections 196, 197, 198 read with Schedule V and other applicable provisions, if any, of the Companies Act, 2013 (“Act”) and rules made

thereunder and SEBI (Listing Obligations & Disclosure Requirements) Regulations, 2015 (including any statutory modification(s) or re-enactment(s) thereof) and on the recommendation of the Nomination and Remuneration Committee and the Board of Directors of the Company, approval of the Members of the Company be and is hereby accorded, for re-appointment of Shri Praveen Someshwar (DIN: 01802656), as Managing Director of the Company, for a period of 5 (years) with effect from August 1, 2023, on the terms and conditions including remuneration for a period of 3 (years), as set out below:

|    |  |   |
|----|--|---|
| 1. | Basic Salary   | Rs. 15,25,000/- per month with authority to Chairperson (hereinafter referred to as "the Authority") to revise the Basic Salary from time to time, subject however to a ceiling of Rs. 25,00,000/- per month.   |
| 2. | Housing  | Either Company's owned/hired/leased fully-furnished residential accommodation, or House Rent Allowance of equivalent amount in lieu thereof, or a combination of both, the cost of which shall not exceed Rs. 4,25,000/- per month, with power to the Authority to revise the limit from time to time, subject however to a ceiling of Rs. 10,00,000/- per month.   |
| 3. | Entertainment  | Entertainment expenses incurred for the business of the Company shall be reimbursed as per Rules of the Company. Reimbursement of travelling expenses of spouse accompanying the Managing Director on any official trip as per Rules of the Company.  |
| 4. | Car & Telephone  | The Company shall provide one car with driver and telephone to the Managing Director for Company's business in accordance with Rules of the Company and Company's expense on Car shall be upto a maximum of Rs. 36,00,000/- per annum with power to the Authority to revise the limit from time to time, subject however to a ceiling of Rs. 60,00,000/- per annum. Company's expense on telephone shall be as per actuals. |
| 5. | PF Contribution  | Contribution to Provident Fund shall be as per Rules of the Company.  |
| 6. | Gratuity   | Gratuity payable shall not exceed half a month's Basic Salary for each completed year of service or as per prevailing Rule, whichever is higher.  |
| 7. | Other allowances, benefits, perquisites and variable pay | Aggregate of –<br>i) any other allowances, benefits & perquisites admissible to senior officers of the Company as per Rules of the Company from time to time; and<br>ii) Variable pay or Bonus by whatever name called, to be fixed by the Authority on the basis of Company's performance;<br>upto a maximum of 250% of aggregate of remuneration, under (1) to (6) above.   |

**RESOLVED FURTHER THAT** so long as Shri Praveen Someshwar functions as the Managing Director of the Company, and draws the remuneration as mentioned above, he will not be paid any fees for attending the meetings of the Board or any Committee thereof.

**RESOLVED FURTHER THAT** for the purpose of giving effect to the foregoing resolutions, the Board of Directors (which term shall be deemed to include any Committee of the Board authorized in the said behalf) be and is hereby authorised to do all such acts, deeds and things, as it may in its absolute discretion deem necessary, proper or desirable, and to settle any question, difficulty or doubt that may arise in respect of aforesaid without being required to seek any further consent or approval of the Members of Company, or otherwise to the end and intent that they shall be deemed to have given their approval thereto expressly by the authority of this resolution.”

**Place:** New Delhi

**Date:** July 27, 2023

By Order of the Board  
For **Hindustan Media Ventures  
Limited**

(Pumit Kumar Chellaramani)  
Company Secretary

**NOTES:**

1. Pursuant to circulars bearing no. 20/2020 dated May 5, 2020, 02/2021 dated January 13, 2021, 19/2021 dated December 8, 2021, 21/2021 dated December 14, 2021, 02/2022 dated May 5, 2022, and 10/2022 dated December 28, 2022 (“MCA Circulars”) and circular dated May 12, 2020, January 15, 2021, May 13, 2022, and January 5, 2023 issued by the Securities and Exchange Board of India (“SEBI Circulars”) and in compliance with the provisions of the Companies Act, 2013 (“the Act”) and the SEBI (Listing Obligations and Disclosure Requirements) Regulations, 2015 (“SEBI Listing Regulations”), the (13<sup>th</sup> post IPO) Annual General Meeting (AGM) of the Company is being conducted through VC/OAVM facility, which does not require physical presence of Members at the venue of the AGM. Registered Office of the Company shall be deemed to be the venue of this AGM.
2. Since the ensuing AGM is being held pursuant to the MCA and SEBI Circulars through VC/OAVM which does not require physical attendance of Members at the AGM, the facility to appoint proxy by the Members will not be available for this AGM and therefore, Proxy Form and Attendance Slip are not annexed to this Notice.
3. Since AGM will be held through VC/OAVM, the Route Map is not required and hence, not annexed to this Notice.

4. The Explanatory Statement as required under section 102 of the Act, is annexed hereto.
5. Members are requested to carefully read “**The instructions for Members for remote e-voting and joining Annual General Meeting**” given below in this Notice.
6. Members attending the AGM through VC/OAVM shall be counted for the purpose of reckoning the quorum under Section 103 of the Act.
7. Members of the Company under the category of Institutional Investors are encouraged to attend and vote at the AGM through VC/ OAVM facility. Institutional/Corporate Shareholders (i.e. other than individuals/HUF, NRI, etc.) are required to send a certified scanned copy (PDF/JPG Format) of its Board or governing body Resolution/authorization etc., authorizing their representative to attend the AGM through VC/OAVM on their behalf and to vote via. remote e-voting. The said resolution/authorization together with attested specimen signature(s) of the duly authorized representative(s), shall be sent by e-mail to the Scrutinizer at e-mail id: **sanketjaincs@gmail.com** with a copy marked to **evoting@nsdl.co.in**. Institutional shareholders/Corporate Shareholders can also upload their Board Resolution / Power of Attorney / Authority Letter etc. by clicking on "Upload Board Resolution / Authority Letter" displayed under "e-voting" tab in their login.
8. Pursuant to the provisions of Regulation 36 of SEBI Listing Regulations and Secretarial Standard on General Meetings (SS-2) issued by the Institute of Company Secretaries of India, details of Directors seeking appointment/re-appointment at this AGM, are given as **Annexure A** to this notice.
9. All investor related communication may be addressed to Kfin Technologies Limited (Kfin/ RTA) at the following address:  
  
Kfin Technologies Limited  
**Unit: Hindustan Media Ventures Limited**  
Selenium Building, Tower B,  
Plot No. 31 & 32, Financial District,  
Nanakramguda, Serilingampally  
Hyderabad, Rangareddy, Telangana, India -500032  
**Toll free No.:** 1800 309 4001  
**WhatsApp Number:** (91) 910 009 4099  
**KPRISM (Mobile Application):** <https://kprism.kfintech.com/>  
**E-mail id:** einward.ris@kfintech.com  
**Corporate Website:** <https://www.kfintech.com>  
**Website:** <https://ris.kfintech.com>  
**Investor Support Centre (DIY Link):** <https://ris.kfintech.com/clientservices/isc>
10. In compliance with above mentioned MCA and SEBI circulars, the Notice calling this AGM along with the Annual Report for FY-23 is being sent only by electronic mode to those Members whose e-mail addresses are registered with the Depository Participants or the

Company's RTA. Additionally, hard copies of Notice and Annual Report for FY-23 are also being send to only those Members who have requested for the same. Members may kindly note that the Notice of AGM and Annual Report for FY-23 will also be available on the Company's website viz. [www.hmvl.in](http://www.hmvl.in) and website of the stock exchanges i.e. BSE Limited and National Stock Exchange of India Limited ([www.bseindia.com](http://www.bseindia.com) and [www.nseindia.com](http://www.nseindia.com)) respectively and the website of National Securities Depository Limited ("NSDL") at [www.evoting.nsdl.com](http://www.evoting.nsdl.com).

11. In case of joint holders attending the meeting, only such joint holder who is higher in the order of names will be entitled to vote.
12. Pursuant to the provisions of Section 125 of the Act read with the relevant rules made thereunder, during the financial year ended on March 31, 2023, the Company has transferred unpaid/unclaimed dividend amounting Rs. 87,601/- for the Financial Year 2014-15 to Investor Education and Protection Fund (IEPF), and also transferred 121 nos. equity shares of the Company to the demat account of IEPF Authority in respect of which dividend was unpaid/unclaimed for last seven years.

Kindly note that unpaid / unclaimed dividend for financial years upto 2014-15 and shares in respect thereof can be claimed back from IEPF Authority, following the procedure laid down under the IEPF Rules. Members/investors are advised to visit the weblink: <http://iepf.gov.in/IEPF/refund.html> or contact Kfin to lodge claim for refund of shares and/or dividend from the IEPF Authority.

Concerned Members are also requested / advised to claim their unpaid/unclaimed dividend for FY 2015-16 on or before October 17, 2023 failing which the Company shall proceed to transfer the liable dividend and Equity shares to IEPF Authority.

13. Members holding shares in physical form can avail the facility of nomination on their shareholding pursuant to the provisions of Section 72 of the Act and for the same, they are advised to send their nomination in the prescribed Form No. SH-13 to Kfin at the above mentioned address. Members holding shares in electronic form may contact their respective Depository Participants for availing this facility. The Members may also visit Company's website viz. [http://www.hmvl.in/corporate\\_governance.html](http://www.hmvl.in/corporate_governance.html) and website of RTA viz. [https://ris.kfintech.com/clientservices/isc/default.aspx#isc\\_download\\_hrd](https://ris.kfintech.com/clientservices/isc/default.aspx#isc_download_hrd) for downloading Form SH-13 and other Nomination and KYC related documents.
14. SEBI has mandated submission of Permanent Account Number (PAN) by every participant in securities market. Members holding shares in electronic mode are, therefore, requested to submit their PAN to their Depository Participants with whom they are maintaining their demat accounts. However, Members holding shares in physical mode can submit their PAN to the Company/Kfin.
15. Members may please note that SEBI vide its Circular No. SEBI/HO/MIRSD/MIRSD\_RTAMB/P/ CIR/2022/8 dated January 25, 2022 has mandated the listed companies to issue securities in demat form only, while processing service

requests viz. Issue of duplicate securities certificate; claim from Unclaimed Suspense Account; Renewal/ Exchange of securities certificate; Endorsement; Sub-division/Splitting of securities certificate; Consolidation of securities certificates/folios; Transmission and Transposition. Accordingly, Members are requested to make service requests by submitting a duly filled and signed Form ISR-4, the format of which is available on the Company's website under the weblink at <http://www.hmvl.in/pdf/Form-ISR-4-2.pdf> and on the website of the Company's RTA at [https://ris.kfintech.com/clientservices/isc/default.aspx#isc\\_download\\_hrd](https://ris.kfintech.com/clientservices/isc/default.aspx#isc_download_hrd). It may be noted that any service request can be processed only after the folio is KYC compliant.

16. Pursuant to SEBI Circular no. SEBI/HO/MIRSD/MIRSD-PoD-1/P/CIR/2023/37 dated March 16, 2023, issued in supersession of earlier circulars issued by SEBI bearing nos. SEBI/HO/MIRSD/MIRSD\_RTAMB/P/CIR/2021/655 and SEBI/HO/MIRSD/MIRSD\_RTAMB/P/CIR/2021/687 dated November 3, 2021 and December 14, 2021, respectively, SEBI has mandated all listed companies to record PAN, Nomination, Contact details, Bank A/c details and Specimen signature for their corresponding folio numbers of holders of physical securities. T

The folios wherein any one of the cited documents/details is not available on or after October 1, 2023, such folios shall be frozen by the RTA. Folios remaining frozen till December 31, 2025, will be referred by the RTA/the Company to the administering authority under the Benami Transactions (Prohibitions) Act, 1988 and/or Prevention of Money Laundering Act, 2002.

A communication, in this regard, was also sent, through post, to the Members holding shares in physical mode. Members are further requested to quote their folio numbers/Client ID/DP ID in all correspondence with Company or the RTA.

17. Members holding shares in physical form in identical order of names in more than one folio are requested to send to the Company or the RTA, details of such folios together with the share certificates and KYC proof(s) viz. PAN, Aadhar etc. for consolidating their holding in one folio.
18. Members are requested to send their queries, if any, on the financial statements/operations of the Company, via e-mail to the Company Secretary at [hmvlinvestor@livehindustan.com](mailto:hmvlinvestor@livehindustan.com), atleast 7 days before the AGM, so that the information can be compiled in advance.
19. The documents referred to in this Notice are available for inspection electronically without any fee by the Members on all business days (except Saturday, Sunday and Public Holidays) upto the date of AGM. The Register of Directors, KeyManagerial Personnel and their shareholding maintained under Section 170 of the Act and the Register of Contracts and Arrangements, in which Directors are interested, maintained under Section 189 of the Act, will be available for inspection electronically by the Members during the AGM. Members seeking to inspect such documents may send request from their e-mail id registered with the Company/RTA to the Company at [hmvlinvestor@livehindustan.com](mailto:hmvlinvestor@livehindustan.com)

20. Pursuant to the provisions of Section 108 of the Act read with Rule 20 of the Companies (Management and Administration) Rules, 2014 & the MCA Circulars and Regulation 44 of SEBI Listing Regulations, the Company is providing facility of remote e-voting to its Members in respect of the business to be transacted at the AGM. For this purpose, the Company has entered into an agreement with **NSDL** for facilitating voting through electronic means, as the authorized agency. The facility of casting votes by a Member using **remote e-voting** system as well as **e-voting during the meeting (venue voting)** on the date of the AGM will be provided by NSDL.

21. **The remote e-voting facility will be available during the following period:**

|  |   |
|--|---|
| <b>Commencement of remote e-voting</b> | <b>From 9:00 A.M. (Server time) on September 22, 2023 (Friday)</b>  |
| <b>End of remote e-voting</b>          | <b>Up to 5:00 P.M. (Server time) on September 25, 2023 (Monday)</b> |

Remote e-voting will not be allowed beyond the aforesaid date and time and the remote e-voting module shall be forthwith disabled by NSDL upon expiry of aforesaid period.

22. Persons whose name appears in the Register of Member/list of Beneficial Owners as on **Tuesday, September 19, 2023 (Cut-off date)** shall be entitled to cast their vote by remote e-voting on the resolutions set forth in this Notice or participating at the AGM and venue voting. Any person who is not a Member as on the Cut-off date should treat this Notice for information purpose only.

23. The Board of Directors has appointed Shri Sanket Jain, Company Secretary in Practice (C.P. No. 12583) or failing him Shri N. C. Khanna, Company Secretary in Practice (C.P. No. 5143) as Scrutinizer to scrutinize the remote e-voting and venue voting, process in a fair and transparent manner and they have communicated their willingness to get appointed and will be available for the said purpose.

24. After conclusion of e-voting at the AGM, Scrutinizer will scrutinize the votes cast during the meeting and venue voting, and make a consolidated Scrutinizer's Report submission to the Chairperson or any other person authorized by him.

25. The result of e-voting (remote e-voting and venue voting) will be declared within two working days of the conclusion of AGM and the same, along with the consolidated Scrutinizer's Report, will be placed on Company's website viz. **www.hmvl.in** and on the website of NSDL viz. **www.evoting.nsdl.com**. The result will be simultaneously communicated to the stock exchanges viz. BSE Limited, National Stock Exchange of India Limited, NSDL and Central Depository Services (India) Limited. The Company will also display the result at its Registered Office.

26. The resolutions as set out in the notice of AGM shall be deemed to be passed on the date of AGM, subject to receipt of requisite number of votes in favour of the resolution(s).



27. Any person holding shares in physical form, and non-individual Members who acquire shares of the Company and become Members of the Company after the Notice is sent and holding shares as of the cut-off date, i.e. **Tuesday, September 19, 2023**, may obtain the login ID and password by sending a request at **evoting@nsdl.co.in**. However, if he / she is already registered for remote e-voting, then he / she can use his / her existing user ID and password for casting the vote.

In case of individual Members holding securities in demat mode, who acquire shares of the Company and become Members of the Company after the Notice is sent and holding shares as of the cut-off date i.e. **Tuesday, September 19, 2023**, may follow steps as below.

**THE INSTRUCTIONS FOR MEMBERS FOR REMOTE E-VOTING AND JOINING ANNUAL GENERAL MEETING ARE AS UNDER:**

*The way to vote electronically on NSDL e-voting system consists of “Two Steps” which are mentioned below:*





**Step 1: Access to NSDL e-voting system**

**A) Login method for e-voting and joining virtual meeting for Individual Members holding securities in demat mode**

In terms of SEBI circular dated December 9, 2020 on e-voting facility provided by Listed Companies, Individual Members holding securities in demat mode are allowed to vote through their demat account maintained with Depositories and Depository Participants. Members are advised to update their mobile number and e-mail id in their demat accounts in order to access e-voting facility.

**Login method for Individual Members holding securities in demat mode is given below:**

| <b>Type of Members</b>  | <b>Login Method</b>  |
|---|--|
| Individual Members holding securities in demat mode with NSDL | 1. Existing <b>IDeAS</b> user can visit the e-Services website of NSDL viz. <b>https://eservices.nsdl.com</b> either on a Personal Computer or on a mobile. On the e-Services home page click on the “ <b>Beneficial Owner</b> ” icon under “ <b>Login</b> ” which is available under ‘ <b>IDeAS</b> ’ section, this will prompt you to enter your existing User ID and Password. After successful authentication, you will be able to see e-voting services under Value added services. Click on “ <b>Access to e-voting</b> ” under e-voting services and you will be able to see e-voting page. Click on company name or <b>e-voting service provider i.e. NSDL</b> and you will be re-directed to e-voting website of NSDL for casting your vote during the remote e-voting period or joining virtual meeting & voting during the meeting. |

|  |  |
|--|--|
|  | <p>2. If you are not registered for IDeAS e-Services, option to register is available at <a href="https://eservices.nsdl.com">https://eservices.nsdl.com</a>. Select “<b>Register Online for IDeAS Portal</b>” or click at <a href="https://eservices.nsdl.com/SecureWeb/IdeasDirectReg.jsp">https://eservices.nsdl.com/SecureWeb/IdeasDirectReg.jsp</a></p> <p>3. Alternatively, the user can visit the e-voting website of NSDL. Open web browser by typing the following <b>URL:https://www.evoting.nsdl.com/</b> either on a Personal Computer or on a mobile. Once the home page of e-voting system is launched, click on the icon “Login” which is available under ‘Shareholder/Member’ section. A new screen will open. You will have to enter your User ID (i.e. your sixteen digit demat account number hold with NSDL), Password/OTP and a Verification Code as shown on the screen. After successful authentication, you will be redirected to NSDL Depository site wherein you can see e-voting page. Click on company name or <b>e-voting service provider i.e. NSDL</b> and you will be redirected to e-voting website of NSDL for casting your vote during the remote e-voting period or joining virtual meeting &amp; voting during the meeting.</p> <p>4. Members can also download NSDL Mobile App “<b>NSDL Speede</b>” facility by scanning the QR code mentioned below for seamless voting experience.</p> <p style="text-align: center;"><b>NSDL Mobile App is available on</b></p> <div style="display: flex; justify-content: space-around; align-items: center;"> <div style="text-align: center;">  <p><b>App Store</b></p> </div> <div style="text-align: center;">  <p><b>Google Play</b></p> </div> </div> <div style="display: flex; justify-content: space-around; margin-top: 10px;">   </div> |
| <p>Individual Members holding securities in demat mode with CDSL</p> | <p>1. Users who have opted for <b>CDSL Easi / Easiest facility</b>, can login through their existing user id and password. Option will be made available to reach e-voting page without any further authentication. The users to login <b>Easi /Easiest</b> are requested to visit CDSL website <a href="http://www.cdslindia.com">www.cdslindia.com</a> and click on login icon &amp; New System Myeasi Tab and then user your existing my easi username &amp; password.</p> <p>2. After successful login the Easi / Easiest user will be able to see the e-voting option for eligible companies where the e-voting is in progress as per the information provided by company. On clicking the e-voting option, the user will be able to see e-voting page of the e-voting service provider for casting your vote during the remote e-voting period or joining virtual meeting &amp; voting during the meeting. Additionally, there is also links provided to access the system of all</p>  |

|   |   |
|---|---|
|   | <p>e-voting Service Providers, so that the user can visit the e-voting service providers' website directly.</p> <p>3. If the user is not registered for Easi/Easiest, option to register is available at CDSL website <b>www.cdslindia.com</b> and click on login &amp; New System Myeasi Tab and then click on registration option.</p> <p>4. Alternatively, the user can directly access e-voting page by providing Demat Account Number and PAN No. from a e-voting link available on <b>www.cdslindia.com</b> home page. The system will authenticate the user by sending OTP on registered Mobile &amp; e-mail as recorded in the Demat Account. After successful authentication, user will be able to see the e-voting option where the evoting is in progress and also able to directly access the system of all e-voting Service Providers.</p> |
| Individual Members (holding securities in demat mode) login through their Depository Participants | <p>You can also login using the login credentials of your demat account through your Depository Participants registered with NSDL/CDSL for e-voting facility. upon logging in, you will be able to see e-voting option. Click on e-voting option, you will be redirected to NSDL/CDSL Depository site after successful authentication, wherein you can see e-voting feature. Click on company name or e-voting service provider i.e., NSDL and you will be redirected to e-voting website of NSDL for casting your vote during the remote e-voting period or joining virtual meeting &amp; voting during the meeting.</p>   |

**Important Note:** Members who are unable to retrieve User ID/ Password are advised to use Forget User ID and Forget Password option available at abovementioned website.

**Helpdesk for Individual Members holding securities in demat mode for any technical issues related to login through Depository i.e., NSDL and CDSL.**

| Login type  | Helpdesk details   |
|---|--|
| Individual Members holding securities in demat mode with NSDL | Members facing any technical issue in login can contact NSDL helpdesk by sending a request at <b>evoting@nsdl.co.in</b> or call at <b>022 - 4886 7000</b> and <b>022 - 2499 7000</b> |
| Individual Members holding securities in demat mode with CDSL | Members facing any technical issue in login can contact CDSL helpdesk by sending a request at <b>helpdesk.evoting@cdslindia.com</b> or contact at toll free no. <b>1800 22 55 33</b> |

**B) Login Method for e-voting and joining virtual meeting for Members other than Individual Members holding securities in demat mode and Members holding securities in physical mode**

1. Visit the e-voting website of NSDL. Open web browser by typing the following **URL: <https://www.evoting.nsdl.com/>** either on a Personal Computer or on a mobile.

2. Once the home page of e-voting system is launched, click on the icon “Login” which is available under ‘Shareholder/Member’ section.
3. A new screen will open. You will have to enter your User ID, your Password/OTP and a Verification Code as shown on the screen.

*Alternatively, if you are registered for NSDL eservices i.e. IDEAS, you can log-in at <https://eservices.nsdl.com/> with your existing IDEAS login. Once you log-in to NSDL eservices after using your log-in credentials, click on e-voting and you can proceed to Step 2 i.e. Cast your vote electronically.*

4. Your User ID details are given below:

| <b>Manner of holding shares i.e. Demat (NSDL or CDSL) or Physical</b> | <b>Your User ID is:</b>  |
|---|--|
| a) For Members who hold shares in demat account with NSDL             | 8 Character DP ID followed by 8 Digit Client ID<br>For example, if your DP ID is IN300*** and Client ID is 12***** then your user ID is IN300***12*****.   |
| b) For Members who hold shares in demat account with CDSL             | 16 Digit Beneficiary ID<br>For example, if your Beneficiary ID is 12***** then your user ID is 12*****.  |
| c) For Members holding shares in Physical Form                        | EVEN Number followed by Folio Number registered with the company<br>For example, if folio number is 001*** and EVEN is 101456 then user ID is 101456001*** |

5. Password details for Members other than Individual Members are given below:

- a) If you are already registered for e-voting, then you can use your existing password to login and cast your vote.
- b) If you are using NSDL e-voting system for the first time, you will need to retrieve the ‘initial password’ which was communicated to you. Once you retrieve your ‘initial password’, you need to enter the ‘initial password’ and the system will force you to change your password.
- c) How to retrieve your ‘initial password’?
  - (i) If your e-mail id is registered in your demat account or with the company, your ‘initial password’ is communicated to you on your e-mail id. Trace the e-mail sent to you from NSDL from your mailbox. Open the e-mail and open the attachment i.e. a pdf file. The password to open the .pdf file is your 8-digit client ID for NSDL account, last 8 digits of client ID for CDSL account or folio number for shares held in physical form. The .pdf file contains your ‘User ID’ and your ‘initial password’.

- (ii) If your e-mail id is not registered, please follow steps mentioned below in **process for those Members whose e-mail ids are not registered.**
6. If you are unable to retrieve or have not received the “Initial password” or have forgotten your password:
    - a) Click on **“Forgot User Details/Password?”**(If you are holding shares in your demat account with NSDL or CDSL) option available on **www.evoting.nsdl.com**.
    - b) **“Physical User Reset Password?”** (If you are holding shares in physical mode) option available on **www.evoting.nsdl.com**.
    - c) If you are still unable to get the password by aforesaid two options, you can send a request at **evoting@nsdl.co.in** mentioning your demat account number/folio number, your PAN, your name and your registered address etc.
    - d) Members can also use the OTP (One Time Password) based login for casting the votes on the e-voting system of NSDL.
  7. After entering your password, tick on Agree to “Terms and Conditions” by selecting on the check box.
  8. Now, you will have to click on “Login” button.
  9. After you click on the “Login” button, Home page of e-voting will open.

## **Step 2: Cast your vote electronically and join General Meeting on NSDL e-voting system**

1. After successful login at Step 1, you will be able to see all the companies “EVEN” in which you are holding shares and whose voting cycle and General Meeting is in active status.
2. Select “EVEN” of company for which you wish to cast your vote during the remote e-voting period and casting your vote during the General Meeting. **For joining virtual meeting, you need to click on “VC/OAVM” link placed under “Join Meeting”.**
3. Now you are ready for e-voting as the voting page opens.
4. Cast your vote by selecting appropriate options i.e., assent or dissent, verify/modify the number of shares for which you wish to cast your vote and click on “Submit” and also “Confirm” when prompted.
5. Upon confirmation, the message “Vote cast successfully” will be displayed.
6. You can also take the printout of the votes cast by you by clicking on the print option on the confirmation page.
7. Once you confirm your vote on the resolution, you will not be allowed to modify your vote.

## **General Guidelines for Members**

1. It is strongly recommended not to share your password with any other person and take utmost care to keep your password confidential. Login to the e-voting website will be disabled upon five unsuccessful attempts to key in the correct password. In such an event, you will need to go through the “Forgot User Details/Password?” or “Physical User Reset Password?” option available on **www.evoting.nsdl.com** to reset the password.
2. In case of any queries, you may refer the Frequently Asked Questions (FAQs) for Members and e-voting user manual for Members available at the download section of **www.evoting.nsdl.com** or call at.: **022 - 4886 7000** and **022 - 2499 7000** or send a request to Ms. Pallavi Mhatre, Senior Manager (NSDL) at **pallavid@nsdl.co.in** and **evoting@nsdl.co.in**

### **Process for those Members whose e-mail ids are not registered with the depositories/RTA for procuring user id and password and registration of e-mail ids for e-voting for the resolutions set out in this notice:**

1. Members holding shares in physical form and who have not registered/updated their KYC details including e-mail address with the Company or RTA, may register/update such details by submitting the details in the relevant forms, along with the supporting documents, at the following link **[https://ris.kfintech.com/clientservices/isc/default.aspx#isc\\_download\\_hrd](https://ris.kfintech.com/clientservices/isc/default.aspx#isc_download_hrd)**

or by downloading the relevant forms from the said link and sending them along with details like name, folio number, scanned copy of the share certificate (front and back) and self-attested scanned copy of PAN and Aadhar Card, either in writing to Kfin Technologies Limited, Unit: **Hindustan Media Ventures Limited**, Selenium Building, Tower B, Plot No. 31 & 32, Financial District, Nanakramguda, Serilingampally, Hyderabad, Rangareddy, Telangana, India – 500 032 or by sending e-mail to **einward.ris@kfintech.com**.

2. Members holding shares in dematerialised mode and have not registered/updated their e-mail address, can register/update their e-mail address with the Depository Participants where they maintain their demat accounts.

If you are an Individual Members holding securities in demat mode, you are requested to refer to the login method explained at **step 1 (A)** i.e. **Login method for e-voting and joining virtual meeting for Individual Members holding securities in demat mode**.

3. Alternatively, Members may send a request to **evoting@nsdl.co.in** for procuring user id and password for e-voting by providing above mentioned documents.

### **THE INSTRUCTIONS FOR MEMBERS FOR E-VOTING ON THE DAY OF THE AGM ARE AS UNDER:**

1. The procedure for e-voting on the day of the AGM is same as the instructions mentioned above for remote e-voting.

2. Only those Members, who will be present in the AGM through VC/OAVM facility and have not cast their vote on the Resolutions through remote e-voting and are otherwise not barred from doing so, shall be eligible to vote through e-voting system in the AGM.
3. Members who have voted through Remote e-voting will be eligible to attend the AGM. However, they will not be eligible to vote at the AGM.
4. The details of the person who may be contacted for any grievances connected with the facility for e-voting on the day of the AGM are given below:

Ms. Pallavi Mhatre, Senior Manager (NSDL)

**Address:** National Securities Depository Limited,

Trade World, A wing,

4<sup>th</sup> Floor, Kamala Mills Compound,

Lower Parel, Mumbai – 400013

**E-mail id:** pallavid@nsdl.co.in and evoting@nsdl.co.in

**Contact No.:** 022 - 4886 7000 or 022 - 2499 7000

#### **THE INSTRUCTIONS FOR MEMBERS FOR ATTENDING THE AGM THROUGH VC/OAVM ARE AS UNDER:**

1. Member will be provided with a facility to attend the AGM through VC/OAVM through the NSDL e-voting system. Members may follow the Step 1 as mentioned above for **Access to NSDL e-voting system**. After successful login, you can see link of “VC/OAVM” placed under “**Join meeting**” menu against company name. You are requested to click on VC/OAVM link placed under Join Meeting menu. The link for VC/OAVM will be available in Shareholder/Member login where the EVEN of Company will be displayed. Please note that the Members who do not have the User ID and Password for e-voting or have forgotten the User ID and Password may retrieve the same by following the remote e-voting instructions mentioned above in the notice to avoid last minute rush.
2. Members are encouraged to join the Meeting through laptops for better experience.
3. Further Members will be required to allow Camera and use Internet with a good speed to avoid any disturbance during the meeting.
4. Please note that Participants Connecting from Mobile Devices or Tablets or through Laptop connecting via Mobile Hotspot may experience Audio/Video loss due to Fluctuation in their respective network. It is therefore recommended to use Stable Wi-Fi or LAN Connection to mitigate any kind of aforesaid glitches.
5. Members who would like to express their views/have questions may send their questions in advance mentioning their name demat account number/folio number, e-mail id, mobile number at **hmvinvestor@livehindustan.com**. The same will be replied by the company suitably.
6. Members who would like to express their views or ask questions during the AGM may pre-register themselves as a speaker by sending their request from their registered e-mail

address mentioning their name, DP ID and Client ID/folio number, PAN, mobile number at [hmvlinvestor@livehindustan.com](mailto:hmvlinvestor@livehindustan.com). between **September 19, 2023 (9:00 A.M. IST) to September 22, 2023 (5:00 P.M. IST)**. Only those Members who have registered themselves as speaker will be allowed to express their views or ask questions at the AGM. The Company reserves the right to restrict the number of questions and speakers, depending upon availability of time as appropriate for smooth conduct of the AGM. Members are requested to wait for their turn to be called by the during the Question-and-Answer Session. Due to inherent limitation of transmission and coordination during the AGM, the Company may have to dispense with or curtail the Question-and-Answer Session. Hence, Members are encouraged to get themselves registered in advance to ask questions/queries etc. at the AGM.

### **STATEMENT IN RESPECT OF THE SPECIAL BUSINESS PURSUANT TO SECTION 102 OF THE COMPANIES ACT, 2013**

#### **Item No. 3**

The Members of the Company at the (8<sup>th</sup> post- IPO) Annual General Meeting held on September 18, 2018, had appointed Shri Praveen Someshwar as a Managing Director of the Company for a period of 5 (five) years w.e.f. August 1, 2018 to July 31, 2023. Further, owing to inadequacy of profits, attributed mainly to COVID-19 pandemic, the Members by way of special resolution, through postal ballot notice dated February 17, 2021, approved the payment of remuneration to Shri Someshwar for a period from August 1, 2021 to July 31, 2023.

In view of his contribution towards the success of the Company and steering strategy through the current economic environment, as described in para A II in the **Annexure** below, the Board of Directors of the Company, at its meeting held on May 16, 2023, subject to the approval of Members of the Company, had re-appointed Shri Someshwar as a Managing Director for a period of 5 (five) years w.e.f. August 1, 2023, on the terms and conditions including remuneration for a period of 3 (three) years, as recommended by the Nomination and Remuneration Committee of the Company.

Further, no increase in remuneration range of Shri Someshwar is proposed in terms of the resolution set out at Item no. 3 of this Notice vis-à-vis the remuneration already approved by the Members in the year 2019 and 2021.

In terms of the requirements of Section 196, 197 and Schedule V of the Companies Act, 2013 ("the Act") in case of losses or inadequacy of profits, the payment of remuneration to Managerial Person needs to be approved by the Members by way of a special resolution.

On the back of pandemic induced slow down across the economy in the prior years of FY-21 and FY-22, the industry witnessed further headwinds in FY-23 owing to significant commodity input price inflation arising from global conflicts and the resultant supply chain bottlenecks. In this backdrop, despite an improvement in top-line performance across both advertising and circulation revenues, the Company has seen decline in profitability as a result of higher than anticipated raw material (mainly newsprint) costs and business investment & development expenses in new age digital businesses (i.e. OTT play) as the Company looks to tap into the growing potential of OTT entertainment space in the country. Hence, the managerial remuneration payable to Shri Someshwar



in this tenure is likely to exceed the limits prescribed under section 197 of the Act. Hence, The Company hereby seeks consent of the Members, by way of special resolution, for the payment of remuneration during the currency of his term of appointment.

The Written Memorandum under Section 190 of the Act setting out the terms of re-appointment of Shri Someshwar as a Managing Director, is available for inspection at the Registered Office and Corporate Office of the Company by the Members without any fee on all business days (except Saturday, Sunday, and Public Holidays) during 10:00 A.M. to 4:00 P.M. upto the date of this Annual General Meeting and any Member interested in inspection may write to **hmvlinvestor@livehindustan.com**.

The Company, as on date, is not in default in payment of dues to any bank or public financial institution or to non-convertible debenture holders or to any other secured financial creditor, and accordingly their prior approval is not required, for approving the proposed special resolutions.

A brief profile and other details of Shri Praveen Someshwar, as required to be provided under Regulation 36 of the SEBI (Listing Obligations and Disclosure Requirements) Regulations, 2015 ("SEBI Listing Regulations") and Secretarial Standard on General Meetings (SS-2) issued by the Institute of Company Secretaries of India has been provided in **Annexure A** to this Notice.

The resolution seeks the approval of Members for the re-appointment of Shri Praveen Someshwar as a Managing Director of the Company for a period of 5 (five) years w.e.f. from August 1, 2023 till July 31, 2028, including payment of remuneration for a period of 3 (three) years, by way of Special Resolution, in terms of the provisions of Section 197 (as amended), read with Schedule V of the Act.

Except for Shri Someshwar, none of the other Directors or Key Managerial Personnel of the Company and/or their relatives are, in any way, concerned or interested, financially or otherwise, in this resolution no. 3.

The Board recommend the Special Resolution set out at Item no. 3 of the Notice for approval by the Members.

**(A) Disclosure(s) in terms of Section 197 read with Schedule V to the Companies Act, 2013 & applicable Rules thereunder-**

**I. General Information:**

- 1) **Nature of industry:** Media Industry
- 2) **Date or expected date of commencement of commercial production:** The Company was incorporated on July 9, 1918 and its operating activities commenced thereafter.
- 3) **In case of new companies, expected date of commencement of activities as per project approved by financial institutions appearing in the prospectus:** Not Applicable.
- 4) **Financial performance based on given indicators:** The Financial and operating performance of the Company during last three financial years is as under:

**(Rs. in Lacs)**

| <b>Particulars</b>   | <b>Financial Year 2020-21 (Audited)</b> | <b>Financial Year 2021- 22 (Audited)</b> | <b>Financial Year 2022-23 (Audited)</b> |
|--|---|--|---|
| Revenue from continuing operations   | 54,543                                  | 66,920                                   | 71,340                                  |
| Total Income of continuing operations  | 66,428                                  | 74,881                                   | 79,050                                  |
| Earnings/(Loss) before interest, tax, depreciation and amortization (EBITDA) before exceptional items (from continuing operations) | 12,571                                  | 8,927                                    | (877)                                   |
| Profit/(Loss) before tax   | 8,657                                   | 4,782                                    | (6,339)                                 |
| Profit /(Loss) for the year after tax (before other comprehensive income)  | 7,465                                   | 4,356                                    | (4,749)                                 |

- 5) **Foreign investments or collaborations, if any:** The foreign investors include shareholding of foreign portfolio investors and non-resident Indians acquired through secondary market. As on March 31, 2023, the aggregate foreign shareholding in the Company was 0.55%.

There is no foreign collaboration in the Company as on date.

**II. Information about the Managing Director:**

- 1) **Details of background, recognition or awards, job profile of the Managing Director (“Managerial Personnel”) and suitability thereof:** Shri Praveen Someshwar is the Managerial Personnel on the Board of Directors of the Company.

## Brief Profile

*Shri Praveen Someshwar is the Managing Director and Chief Executive Officer of HT Media Limited.*

*Under Praveen's leadership, HT Media Group is evolving into a new-age media group driven by digital transformation and innovation. Over the past four years at the Group, Praveen has built a highly effective, collaborative leadership team committed to securing long-term value for all shareholders.*

*With a career spanning nearly three decades, Praveen has a proven track record of planning and executing strategies that capture minds, hearts, and market shares while maximizing shareholder value. He has spearheaded PepsiCo's business in the food and beverage sector across Asia. During his 24-year tenure at PepsiCo, Praveen held multiple leadership roles, such as Senior Vice President and GM based in Hong Kong, where he managed all PepsiCo businesses across Asia, excluding China and India.*

### **Past remuneration:**

| <b>Name of Director</b> | <b>(Rs. in Lac)</b>   |                       |                       |                       |
|-------------------------|-----------------------|-----------------------|-----------------------|-----------------------|
|                         | <b>FY<br/>2019-20</b> | <b>FY<br/>2020-21</b> | <b>FY<br/>2021-22</b> | <b>FY<br/>2022-23</b> |
| Shri Praveen Someshwar  | 545.93                | 513.58                | 693.06                | 821.60                |

The Covid-19 pandemic negatively impacted the economy. The media industry was one of the most severely affected. With supply chains disrupted and advertising revenue significantly under pressure, the financial performance of the Company too came under pressure.

As set out in the table above, Shri Someshwar's remuneration was reduced during this time. The remuneration was reinstated and increased during FY-22 and FY-23 as the impact of the pandemic began to wane and economic conditions began to improve.

- 2) Remuneration proposed:** As set out in the Item No. 3 of this Notice.
- 3) Comparative remuneration profile with respect to industry, size of the company, profile of the position and person:** The remuneration paid by a listed peer company in the same genre as your Company to its Managerial Personnel is much higher than the proposed overall managerial remuneration payable by the Company. The proposed remuneration of Shri Praveen Someshwar is commensurate with the size of the Company, their profile & responsibilities, and the managerial remuneration paid in the same industry.
- 4) Pecuniary relationship directly or indirectly with the company, or relationship with the managerial personnel, if any:** Shri Praveen Someshwar does not have pecuniary relationship with the Company except remuneration paid/payable to him in his capacity as Managing Director.

### III Other information:

- 1) **Reasons of loss or inadequate profits:** On the back of pandemic induced slow down across the economy in the prior years of FY-21 and FY-22, the industry witnessed further headwinds in FY-23 owing to significant commodity input price inflation arising from global conflicts and the resultant supply chain bottlenecks.

In this backdrop, despite an improvement in top-line performance across both advertising and circulation revenues, the Company has seen decline in profitability as a result of higher than anticipated raw material (mainly newsprint) costs and business investment & development expenses in new age digital businesses (i.e. OTT play) as the Company looks to tap into the growing potential of OTT entertainment space in the country.

- 2) **Steps taken or proposed to be taken for improvement:** Your Company believes that it is well positioned to capture opportunities for growth and profitability, basis its competitive strengths.

Following factors/steps are contributing to further improvements in this regard:

- Continued improvement in advertising & circulation revenue via better value proposition to clients & readers;
- Rationalisation of direct costs like newsprint & production, to counter the broader inflationary environment;
- Tight control and reduction of considerable indirect and discretionary spends;
- Optimised procurement and productivity initiatives through streamlined operations; and
- Evolving with a changing media & entertainment industry by venturing into new age digital business.

- 3) **Expected increase in productivity and profits in measurable terms:** Higher spending on advertisement by corporates in key sectors and an uptick in Government ad spend in view of upcoming state and general elections are expected to lift the revenue of Indian print media industry. A growing top-line along with decline in newsprint prices shall lead to further improvement in profitability for the print sector.

Furthermore, new forms of media entertainment like OTT have shown strong traction across audience cohorts, highlighting the significant potential within this space.

The Company expects next year i.e. FY-24 to be a year of better growth, given that business revenues are gradually and steadily increasing to reach their pre-pandemic levels, along with profitability improvement owing to reduction in inflationary pressures and associated cost standardizations.

### **(B) Other parameters under Section 200 of the Companies Act, 2013 read with Rule 6 of the Companies (Appointment and Remuneration of Managerial Personnel) Rules, 2014**

- 1) **Financial and operating performance of the Company during the three preceding financial years:** Details provided in para A (I) (4) above.

2) **Remuneration or commission drawn by individual concerned in any other capacity from the Company:** None.

3) **Remuneration or Commission drawn by Managerial Personnel from any other Company:**

(Rs. in Lac)

| Name of Managerial Personnel | Company          | Designation             | Remuneration for FY-23 | Commission for FY-23 |
|------------------------------|------------------|-------------------------|------------------------|----------------------|
| Shri Praveen Someshwar       | HT Media Limited | Managing Director & CEO | 573.73                 | -                    |

4) **Professional qualification and experience:** Please refer Annexure A below.

5) **Relationship between remuneration and performance:** In the case of remuneration paid/payable to Shri Praveen Someshwar, the component of additional reward for performance (over and above the base remuneration), if any, is subject to business results in the previous financial year. As explained in Para A.II (1) above, remuneration of Shri Someshwar was reduced with the impact of Covid-19 pandemic was felt the most. The remuneration was increased as the economy environment began to stabilize and recovery commenced.

6) **The principle of proportionality of remuneration within the company, ideally by a rating methodology which compares the remuneration of directors to that of other directors on the board who receive remuneration and employees or executives of the company:** Your Company has a strong performance management culture. Every employee undergoes evaluation of his or her performance against the goals and objectives for the year, and increase in compensation and reward by way of variable bonuses is linked to the evaluation of individual's performance. All employees of the Company, including Managerial Personnel, are governed by the Company's Performance Management System, in addition to the Board approved Remuneration Policy. Additionally, industry benchmarks are used to determine the appropriate level of remuneration, from time to time.

7) **Whether remuneration policy for directors differs from remuneration policy for other employees and if so, an explanation for the difference:** Your Company has a clearly laid out Board approved Remuneration Policy. This policy outlines, inter alia, separate remuneration parameters for:

- Managing Director & Whole-time Director;
- KMP and Senior Management; and
- Other Employees.

The principles of remuneration including 'reward for performance' are broadly uniform for all three categories mentioned above.

- 8) Securities held by the director, including options and details of the shares pledged as at the end of the preceding financial year:** Please refer the details outlined in the table appearing at the end of this Notice giving details of Directors pursuant to the provisions of SEBI LODR & Secretarial Standards on General Meetings (SS-2) issued by the Institute of Company Secretaries of India.
- 9) Reasons and justification for payment of remuneration:** The prior fiscal years (FY-20 to FY-23) have been challenging for the industry as a whole. The initial pandemic years led to a downturn and a sharp broad-based decline in advertising spends, impacting the revenue of your Company. The past fiscal saw significant inflation in input costs, arising from global conflicts and supply line bottlenecks. Consequently, profitability of the Company has been affected these past years.

Your Company has managed to take pertinent actions to soften the overall impact on business. These actions included initiatives to improve top-line revenue, reducing various variable and fixed costs and taken multiple steps to conserve cash. The Company holds more than adequate liquidity to carry on its operations, while delivering quality products and services to its customers and consumers.

Keeping in view the long experience and expertise of the Managerial Personnel to lead the business, it is put forth for consideration to pay the remuneration to the Managerial Personnel for their renewed tenure on proposed terms.

**By Order of the Board  
For Hindustan Media Ventures Limited**

**Place:** New Delhi  
**Date:** July 27, 2023

**(Punit Kumar Chellaramani)  
Company Secretary**

**Annexure A (Annexure to Item No. 2 & 3)**

**Details of the Director pursuant to the provisions of Regulation 36 of SEBI (Listing Obligations and Disclosure Requirements) Regulations, 2015 and Secretarial Standard on General Meetings (SS-2) issued by the Institute of Company Secretaries of India, as applicable**

| <b>Name of Director</b>   | <b>Shri. Priyavrat Bhartia</b>  | <b>Shri Praveen Someshwar</b>  |
|---|---|--|
| <b>Age</b>  | 46 years  | 56 years   |
| <b>Brief resume, experience, expertise in specific functional areas</b> | <p>Shri Priyavrat Bhartia is the Director of the Company. He holds a Masters degree in Business Administration from Stanford University (USA). He started his career as a financial analyst with Wasserstein Perella &amp; Co., New York, in 1998. He is also acting as director in a number of companies including HT Media Limited, Hindustan Media Ventures Limited, and Jubilant Enpro Private Limited.</p> <p>Expertise: Industrialist</p> | <p>Shri Praveen Someshwar is the Managing Director and Chief Executive Officer of HT Media Limited.</p> <p>Under Praveen's leadership, HT Media Group is evolving into a new-age media group driven by digital transformation and innovation. Over the past four years at the Group, Praveen has built a highly effective, collaborative leadership team committed to securing long-term value for all shareholders.</p> <p>With a career spanning nearly three decades, Praveen has a proven track record of planning and executing strategies that capture minds, hearts, and market shares while maximizing shareholder value. He has spearheaded PepsiCo's business in the food and beverage sector across Asia. During his 24-year tenure at PepsiCo, Praveen held multiple leadership roles, such as Senior Vice President and GM based in Hong Kong, where he managed all PepsiCo businesses across Asia, excluding China and India.</p> <p>Expertise: Strategic leadership, business and finance</p> |

|  |  |   |
|--|--|---|
| <b>Relationship with other Directors inter se and Key Managerial Personnel</b>   | Son of Smt. Shobhana Bhartia, Chairperson and Brother of Shri Shamit Bhartia, Director   | Not related to any Director / Key Managerial Personnel of the Company.  |
| <b>Date of Appointment</b>   | August 27, 2010  | August 1, 2018  |
| <b>Qualification</b>   | MBA from Stanford University   | Chartered Accountant and Cost Accountant  |
| <b>Terms and conditions of appointment/ re-appointment along with details of remuneration sought to be paid</b>  | Director, liable to retire by rotation.  | Re-appointed as a Managing Director for a further term of 5 years w.e.f. August 1, 2023. His re-appointment is as per the terms including remuneration as mentioned in resolution No. 3 and explanatory statement attached to notice of the Meeting.  |
| <b>No. of Equity Shares of Rs.10/- each held in the Company or on behalf of any other person on beneficial basis</b>   | Nil  | Nil   |
| <b>Remuneration last drawn (including sitting fee during FY-23)</b>  | Nil  | Rs. 821.60 Lacs<br><i>(No sitting Fees is payable)</i>  |
| <b>Directorship held in other companies (along with listed entities from which the person has resigned in the past three years) {excluding foreign companies}#</b> | <ul style="list-style-type: none"> <li>• HT Media Limited (Listed)</li> <li>• Jubilant Industries Limited (Listed)</li> <li>• Jubilant Pharmova Limited (Listed)</li> <li>• Jubilant Ingrevia Limited (Listed)</li> <li>• Digicontent Limited (Listed)</li> <li>• The Hindustan Times Limited</li> <li>• Jubilant Realty Private Limited</li> <li>• Jubilant Agri &amp; Consumer Products Limited</li> <li>• Earthstone Holding (Two) Private Limited</li> <li>• SSBPB Investment Holding Private Limited</li> <li>• SPB Trustee Company Private Limited</li> <li>• SSP Trustee Company</li> </ul> | <ul style="list-style-type: none"> <li>• HT Media Limited (Listed)</li> <li>• Next Mediaworks Limited (Listed)</li> <li>• Digicontent Limited (Listed)</li> <li>• Next Radio Limited</li> <li>• HT Digital Streams Limited</li> <li>• Media Research Users Council India</li> <li>• The Press Trust of India Limited</li> <li>• The Indian Newspaper Society</li> <li>• Audit Bureau of Circulations</li> </ul> <p><b>Below are the details of the Company wherein, director has resigned in the past three years:</b></p> <ul style="list-style-type: none"> <li>• Shine HR Tech Limited (Strike-off)</li> </ul> |



|   |   |   |
|---|---|---|
|   | <p>Private Limited</p> <ul style="list-style-type: none"> <li>• Jubilant Enpro Private Limited</li> <li>• PSB Trustee Company Private Limited</li> <li>• ARS Trustee Company Private Limited</li> <li>• SB Trusteeship Services Private Limited</li> </ul> <p><b>Below are the details of the Company wherein, director has resigned in the past three years:</b></p> <ul style="list-style-type: none"> <li>• Jubilant Stock Holding Private Limited (Amalgamated)</li> </ul>            |   |
| <p><b>List of the Committees of Board of Directors (across all companies) in which Chairmanship/ Membership is held*#</b></p> | <p><b><u>HT Media Limited</u></b></p> <p>i. Stakeholder's Relationship Committee - Member</p> <p><b><u>Hindustan Media Ventures Limited</u></b></p> <p>i. Stakeholder's Relationship Committee- Member</p> <p><b><u>Jubilant Pharmova Limited</u></b></p> <p>i. Audit Committee – Member</p> <p><b><u>The Hindustan Times Limited</u></b></p> <p>i. Audit Committee - Member</p> <p><b><u>Jubilant Industries Limited</u></b></p> <p>i. Stakeholders' Relationship Committee - Member</p> | <p><b><u>HT Media Limited</u></b></p> <p>i. Audit Committee - Member</p> <p>ii. Stakeholders' Relationship Committee - Member</p> <p><b><u>Hindustan Media Ventures Limited</u></b></p> <p>i. Audit Committee - Member</p> <p>ii. Stakeholders' Relationship Committee - Member</p> <p><b><u>Next Mediaworks Limited</u></b></p> <p>i. Audit Committee - Member</p> <p>ii. Stakeholders' Relationship Committee -Chairman</p> <p><b><u>Digicontent Limited</u></b></p> <p>i. Audit Committee - Member</p> <p>ii. Stakeholders' Relationship Committee – Member</p> <p><b><u>Next Radio Limited</u></b></p> <p>i. Audit Committee – Member</p> |
| <p><b>No. of Board Meetings attended during FY- 23</b></p>  | <p>3</p>  | <p>4</p>  |

# As per latest disclosure received from the Director.

\*In terms of SEBI (Listing Obligations and Disclosure Requirements) Regulations, 2015, only two Committees viz. Audit Committee and Stakeholders' Relationship Committee have been considered.



# NAYE DAUR KA NAYA HINDUSTAN

Hindustan Media Ventures Limited  
ANNUAL REPORT 2022-23

# Contents

## Corporate Overview

|                               |    |
|-------------------------------|----|
| About Us                      | 02 |
| Chairperson's Message         | 04 |
| Events                        | 06 |
| Connect with our Readers      | 10 |
| Awards and Recognition        | 11 |
| In Pursuit of a Better Future | 13 |

## Statutory Reports

|                                    |    |
|------------------------------------|----|
| Management Discussion and Analysis | 14 |
| Board's Report                     | 22 |
| Report on Corporate Governance     | 39 |

## Financial Statements

|                         |     |
|-------------------------|-----|
| Standalone Financials   | 57  |
| Consolidated Financials | 145 |

# Corporate Information

## Board of Directors

Smt. Shobhana Bhartia  
*Chairperson*

Shri Ashwani Windlass

Dr. Mukesh Aghi

Ms. Savitri Kunadi

Shri Sameer Singh

Shri Priyavrat Bhartia

Shri Shamit Bhartia

Shri Praveen Someshwar  
*Managing Director*

## Chief Executive Officer

Shri Samudra Bhattacharya

## Chief Financial Officer

Shri Anup Sharma

## Company Secretary

Shri Punit Kumar Chellaramani

## Statutory Auditor

B S R and Associates,  
Chartered Accountants

## Registered Office

Budh Marg, Patna - 800 001  
Tel.: +91-612-222 3434  
Fax: +91-612-222 1545

## Corporate Office

Hindustan Times House (2<sup>nd</sup> Floor)  
18-20, Kasturba Gandhi Marg  
New Delhi - 110 001  
Tel.: +91-11-6656 1234  
Fax: +91-11-6656 1270  
Email: [hmvlinvestor@livehindustan.com](mailto:hmvlinvestor@livehindustan.com)  
Website: [www.hmvl.in](http://www.hmvl.in)

## Registrar and Share Transfer Agent

KFin Technologies Limited  
Selenium Building, Tower B  
Plot No. 31 & 32, Financial District  
Nanakramguda, Serilingampally  
Hyderabad, Rangareddy, Telangana  
India -500032  
Toll Free No.: 18003094001  
Email: [einward.ris@kfintech.com](mailto:einward.ris@kfintech.com)  
Website: <https://www.kfintech.com>



To view the report online, please log on to: [www.hmvl.in](http://www.hmvl.in)

## Cautionary statements


Certain statements in the MDA section concerning future prospects may be forward- looking statements which involve a number of underlying identified / non-identified risks and uncertainties that could cause actual results to differ materially. In addition to the changes in the macro-environment, ongoing global conflicts may pose unforeseen, unprecedented, unascertainable and constantly evolving risk(s), *inter-alia*, to the Company and the environment in which it operates. The results of these assumptions, relying on available internal and external information, constitute the basis for determining certain facts and figures stated in the report. Since the factors underlying these assumptions are subject to change over time, the estimates on which they are based, are also subject to change accordingly. These forward looking statements represent only the Company's current intentions, beliefs or expectations, and any forward- looking statement speaks only as of the date on which it was made. The Company assumes no obligation to revise or update any forward- looking statements, whether as a result of new information, future events, or otherwise.

Disclaimer: All data used in the MD&A have been taken from publicly available sources, and discrepancies, if any, are incidental and unintentional.

# Naye Daur ka Naya Hindustan

**Hindustan Media  
Ventures Limited  
(HMVL) has been the face  
of responsible journalism  
for many decades.**

We realise our commitment towards readers as well as numerous stakeholders to be an able reflection of the hopes and aspirations of a new India. With our continuous focus on delivering insightful and reliable content, we strive to uphold the highest standards of journalistic ethos. It is these values of integrity, honesty and formidable reporting that keeps us well on track to be the voice of 'Naye Daur ka Naya Hindustan'.



## About Us

# Leading with honesty, integrity and responsibility

We are one of the leading print media companies in the country renowned for our commitment to reliable and responsible journalism.

With a rich history spanning many decades, we have built a strong connection with readers in the Hindi speaking belts of Bihar, Jharkhand, Uttar Pradesh, Delhi-NCR and Uttarakhand.

We have maintained a dominant position in our core markets with publications that continue to resonate with an evolving readership base through their quality news media and content that not only informs but empowers.

## Key Brands

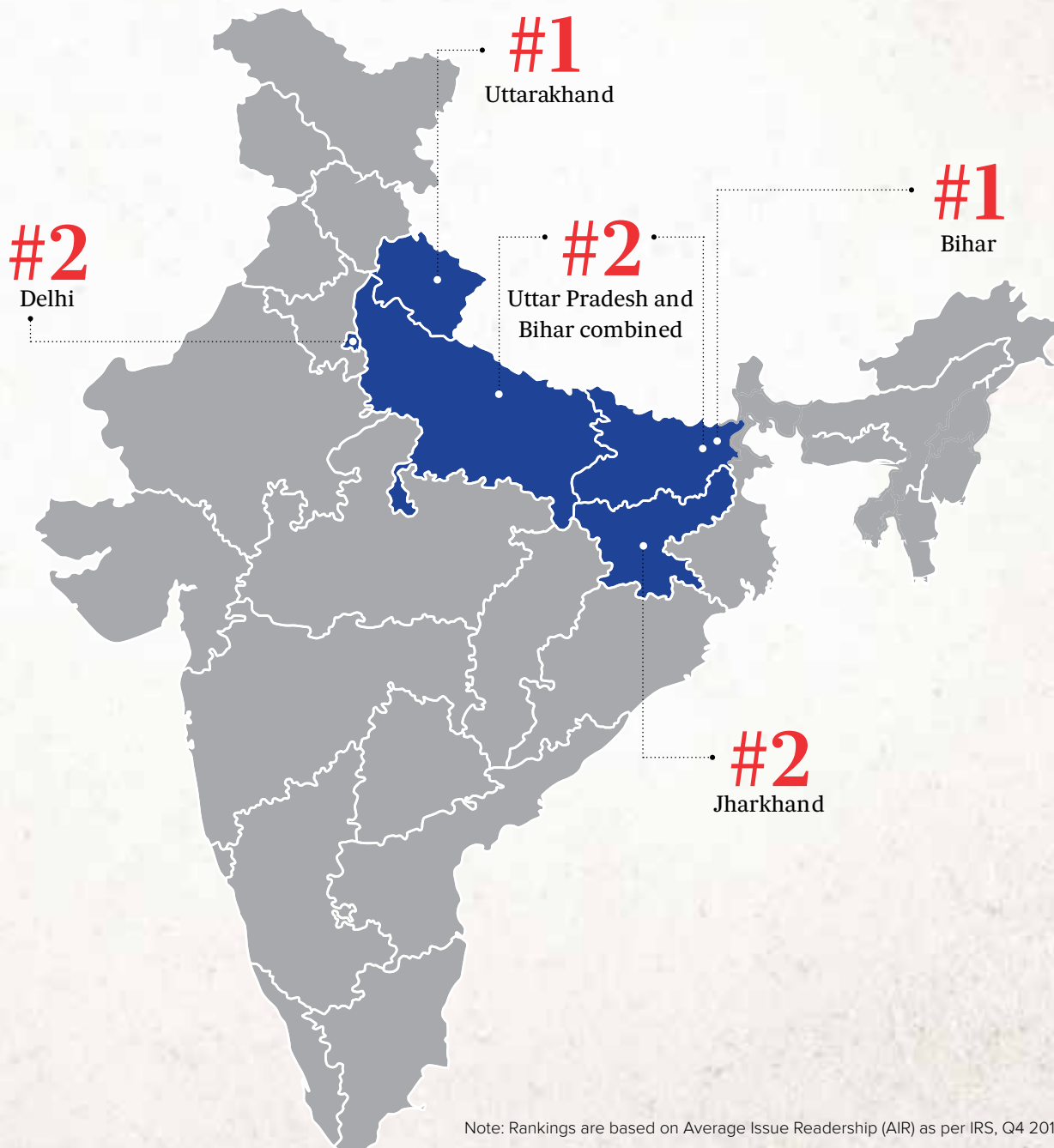
हिन्दुस्तान

हिन्दुस्तान  
SMART

फ़रसत

अनोरवी

## Impactful journalism across key markets



## Chairperson's Message



**Shobhana Bhartia**  
Chairperson

“

We continue to leverage the strong brand value of Hindustan to hold our pre-eminent position in the Hindi news segment across the Indian heartland.

”

### Dear Shareholders

The financial year gone by witnessed significant macroeconomic churn around the world. While the pandemic's worst was behind us, the year began with Russia's invasion of Ukraine, a war that caused significant geopolitical and economic volatility, not just in Europe, where the hostilities played out, but across the world. The war disrupted supply chains, affected trade, and caused inflation to soar. India wasn't immune to these effects, nor was Indian industry. Still, at the company level, our numbers showed resilience and we reported a growth in our top line, marking a rebound from the pandemic-impacted years. But given inflationary pressures, we adopted a prudent and vigilant approach to costs, with the overall focus being on improving the operational efficiency of our processes.

Even as the dynamics of the Media & Entertainment industry change rapidly, the core of every news business remain trust, credibility, and fairness. This continues to serve as our moral compass, even as we recognize and react to changing reader preferences, introducing

new offerings, albeit with the same objective approach to news and analysis. Our focus, as always, remains on responsible journalism.

We continue to leverage the strong brand value of Hindustan to hold our pre-eminent position in the Hindi news segment across the Indian heartland. It is an approach that is built around sharp regional focus, supplemented by comprehensive coverage of national events, and a futuristic perspective, all of which is supported by an updated design. Together, these have made Hindustan a market leader. Our commitment to impartial news and insightful and well-presented analysis, has helped us effectively cater to both readers and advertisers, something that is encapsulated in our new tagline "Bharosa Naye Hindustan Ka".

Among the more interesting changes in the media space, is the emergence of new platforms, such as streaming or OTT services. The Indian OTT space is among the fastest-growing segments of the Media & Entertainment industry. Over the course of the last financial year, we have made a strategic

effort to expand our reach, deepen our audience engagement, and explore the opportunities provided by these platforms. To this end, we launched OTTplay.com, a platform that aggregates OTT content with a focus on choice, convenience, personalisation and affordability.

Finally, in addition to creating business value, we continue to drive meaningful change through our corporate social responsibility projects. These initiatives have resulted in holistic community development and paved the path for social welfare.

As we step into the current fiscal year, we aim to build on the momentum gained in the previous year and carry forward our pursuit of delivering credible, useful and engaging content.

We are also ever mindful of our responsibility towards our people; it is their collective effort and determination that has enabled us to scale new heights of success consistently. I, therefore, remain grateful to them for their unwavering dedication towards the company.

I would also like to extend my heartfelt gratitude to all our shareholders and other stakeholders for their continued trust and support for HMVL. Together, we look forward to embracing new opportunities, overcoming challenges with courage, and aiming for sustainable growth.

Warm regards,



**Shobhana Bhartia**

Chairperson

Hindustan Media Ventures Ltd.



## Events

# Enhancing engagements, improving reach

### Hindustan Entertainment Nights

To engage with our vast readership base in the Hindi hinterland, our teams organised Hindustan Entertainment Nights. It included diverse entertainment programmes in the form of Kavi Sammelan, Upcountry Concerts, Dandiya Nights, Bhajan Sandhyas, and more. The Hindustan team planned and executed multiple events, covering 32 Kavi Sammelans, more than 8 Sufi/Music Nights, over 5 Dandiya Nights, and 3 Bhajan Sandhyas in cities of Uttar Pradesh, Uttarakhand, Bihar, and Jharkhand.

The programmes were attended by an on-ground audience of 45,000+, including families, young audiences in the 25+ age group. The event was covered through print advertisements. The event featured leading Bollywood singers, renowned Hasya Kavis, and Sufi artists. Additionally, there was participation from state-level government officials and celebrities from varied fields.

~50,000

On-ground audience participation

48+

Cities targeted

### Hindustan Utsav

Hindustan Utsav was a comprehensive umbrella campaign that encompassed a wide range of initiatives conducted during the festive period. Around 50 on-ground events were organised in different cities. These events spanned across different genres, including dandiya nights, sufi nights, bhajan sandhya, auto expos, shopping festivals, kavi sammelans, trade fairs, doctor's nights, and more, catering to diverse audiences of all age groups.

### Mukhiya Smarat

Hindustan successfully executed an outreach campaign, where our teams directly engaged with over 8,000 Mukhiyas across various localities of Bihar. Our campaign involved a contest where Mukhiyas could share their work in key infrastructure areas of their local communities. The initiative received 4,000 entries, a testament to the effectiveness of the campaign.





## Hindustan Olympiad

It is one of the largest Olympiads of its kind in the world with a legacy of more than seven years. The prestigious competition has empowered over 10 lakh students by offering a unique national-level platform from classes 1 to 12 to take tests that assess each student's competence across major subjects. Every year, scholarships are awarded to State and District toppers; with participation certificates given to every student along with their performance assessment report.

Hindustan's Editorial and Circulation teams have been organising the Olympiad since 2015. The event's campaigns covered 58 million readers across the nation, enabling it to effectively engage with students across India.

The Hindustan Olympiad serves as a highly engaging activity that fosters connections with schools, students, and parents throughout the Hindi belt. Additionally, the event provides an opportunity for educational

institutes from different parts of the country to associate with the platform, and directly engage with students.

### 1.25 lakh

Total student participation

### 3500+

Number of schools participating

## Education Fairs

Education Fairs is an initiative to bring parents, students, and educational institutions across major cities in the Hindi Belt on a single platform. It serves as a forum for face-to-face interaction between students and colleges across country.

Specifically designed for students who have passed the Class 12 examination, these fairs offer an opportunity to directly engage with colleges and gather essential information about relevant admission related aspects. Students can also secure on-the-spot admissions

based on their board examination results. 16 fairs were organized across 4 states. This initiative not only fosters a sense of inclusivity but also contributes to building equitable opportunities for students.

### 16

Fairs

### 4

States

## Anokhi Club

In Ranchi, Jamshedpur, and Dhanbad, an outreach program in the form of a culinary contest was held. Around 80 to 120 participants attended the event to showcase their culinary talent. Accomplished chefs, acting as micro-influencers, also graced these events.

The contest aimed to foster ground connect and engagement, as attendees relished the opportunity to create innovative and flavorful dishes. The winners of each of these contest events were rewarded and exclusively featured in our daily Hindustan.

## Connect with our Readers

Throughout the year, we at Hindustan have strived to develop a deeper connect with our readers by not only bring to them the latest in news and information connect but by also giving them a platform to voice their views and raise their concerns on multiple facets of their lives and livelihoods. To that end, we initiated and conducted a plethora of dedicated on and off ground out-reach campaigns that have resonated with the daily lives of our loyal readership base.

### Key Connects

#### Voice of the People

Hindustan undertook dedicated campaign to help raise public concerns through well received campaigns like 'Bazaro ko Bachaiye', 'Medical waste management', 'Khatam karo Intezar' and 'Hindustan Aapke Dwar'. These campaigns served the dual purpose of giving a voice to the people as well as attracting the attention of relevant authorities in order to achieve prompt resolution of wider concerns ranging from infrastructure needs in local markets to medical waste handling and management in smaller towns to developing basic town amenities across states in the Hindi heartland.

#### Local Connects

Hindustan conducted Local Connect initiatives like Hindustan Himalaya Bachao, Ganga Mela, Bolbum Camp, and Anokhi Clubs across states that helped foster a stronger and better connect with our core readership base.



## Awards and Recognition

During the year, we received close to 40 awards across various categories from esteemed organizations like INMA, WAN-IFRA, e4M, Adgully, CMO Asia, World Marketing Congress, and Campaign India.

The HH Refresh Campaign, marked by product redesign and the tagline “Bharosa Naye Hindustan Ka”, secured 20+ awards, including “Marketing Campaign of the Year” and “Best Brand Marketing Campaign”.

HH Mission Shakti, a 6-month initiative with the UP government, garnered 5 awards for its focus on women’s safety.

The #PitchofPrint B2B campaign received 3 awards, topping off particularly with the “Best B2B Campaign of the Year”.

Hindustan also garnered recognition in Brand Excellence Newspaper category.



Global Marketing Excellence  
Best Integrated Campaign



Global Marketing Excellence  
Best use of Social Media in Marketing



Global Marketing Excellence  
Brand Revitalisation Award



Global Marketing Excellence  
Marketing Campaign of the Year



The Golden Globe Tigers Awards  
Best Marketing Communication-B2B



The Golden Globe Tigers Awards  
Marketing Campaign Of The Year



## In Pursuit of a Better Future

Our CSR activities reflect our Company's commitment to making a meaningful difference to the lives of people. We are dedicated to creating a healthier society by providing essential healthcare services to those in need and actively contribute to environmental conservation. As we continue to grow and expand our CSR efforts, we remain steadfast in our pursuit of a better and more sustainable future for all.

### Healthy Hindustan Camps

As a year-long project undertaking spread across Delhi-NCR, Uttar Pradesh and Uttarakhand, the free health check-up camps conducted by qualified doctors from reputed hospitals in the region, went a long way in making lives easier for the underprivileged and those in need, through basic health diagnosis and pertinent consultation.

These camps were organized in various locations across key cities and witnessed an overwhelming response.



### Plantation Drive

The plantation drive in Gautam Buddha Nagar, Uttar Pradesh, was executed with the objective of safeguarding both flora and fauna in the region, while also ensuring the integrity of soil, air, and water quality. The overarching aim was to promote environmental sustainability by employing the Miyawaki forest technique for tree plantation. In total, the initiative led to the successful planting of over 1,200 trees, encompassing a diverse range of 33 different species such as Mahogany, Amla, Banyan, Peepal, Mango, Badam, among others. The endeavor garnered active participation from enthusiastic employees and volunteers alike, all of whom contributed significantly to bringing this important initiative to successful completion.



# MANAGEMENT DISCUSSION AND ANALYSIS

## Global Economy

The global economy, on the back of inflation and geopolitical tensions has experienced a slowing growth rate. Powerful economies such as China, the Eurozone, and the U.S. are exhibiting a phase of economic vulnerability. This situation negatively impacts emerging and developing markets. The broad-based monetary policy tightening implemented by advanced economies to mitigate inflation, has impacted the overall global financial climate.

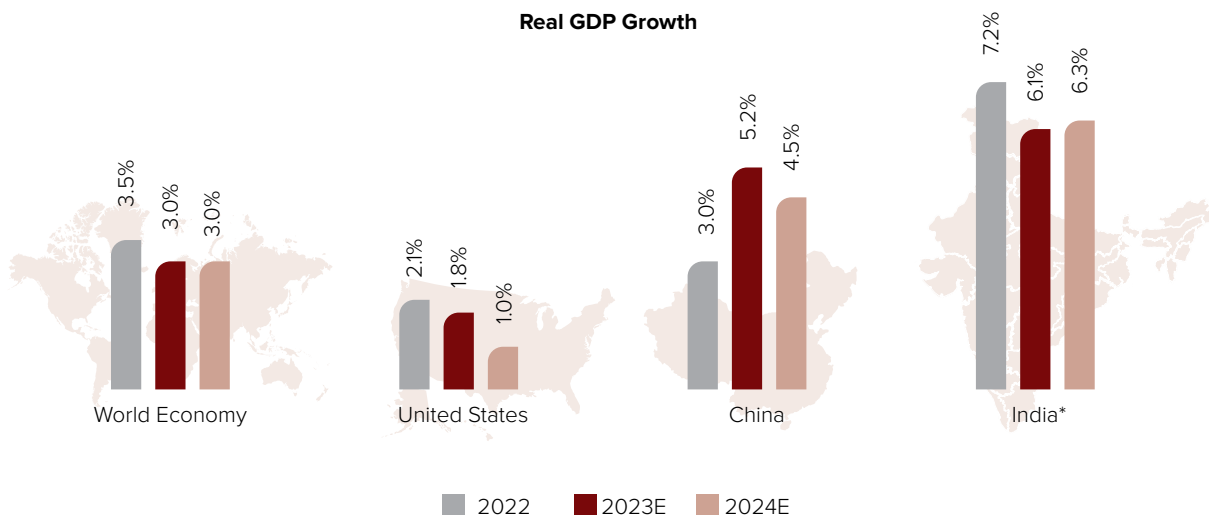
In the latter part of (calendar year) CY 2022, rising inflation and the imposition of monetary tightening led to a slowdown in global output.

The U.S. Federal Reserves decision to increase interest rates resulted in the dollar gaining strength against most other currencies. This development, in turn, widened current account deficits and amplified inflation in economies with a net import balance.

Despite the challenges, the global economy still managed a growth of 3.5% in CY 2022. Growth in emerging and developing economies was around 4.0% in CY 2022 which is a significant decrease from growth of 6.8% that was reported in CY 2021. However, second half of CY 2022, saw gradual alleviation of supply chain pressures indicating potential economic recovery.

Source: World Bank, IMF

### Real GDP Growth



Source: IMF

\*India figures are fiscal year basis i.e. FY 2022-23 for 2022 and so on.

## Outlook

Global growth is projected to decline to 3.0% in CY 2023, driven by the lingering impact of the pandemic, hawkish monetary policy, and global military conflicts. A combination of elevated inflation, worsening financial conditions, and increased energy prices presents considerable challenges, particularly for low-income countries and emerging markets.

Trade growth is projected to decrease to 1.7% in CY 2023, reflecting a reduction in global demand.

Concurrently, advanced economies are projected to experience a growth slowdown to 1.5% in CY 2023, with a modest recovery expected in 2024 as policy-related challenges diminish.

In spite of these adversities, resilience is evident in global economies, bolstered by healthy household spending, corporate investments, and stable labour markets. In several nations, inflation rates have started to decline.

Source: World Bank, IMF

## Indian Economy

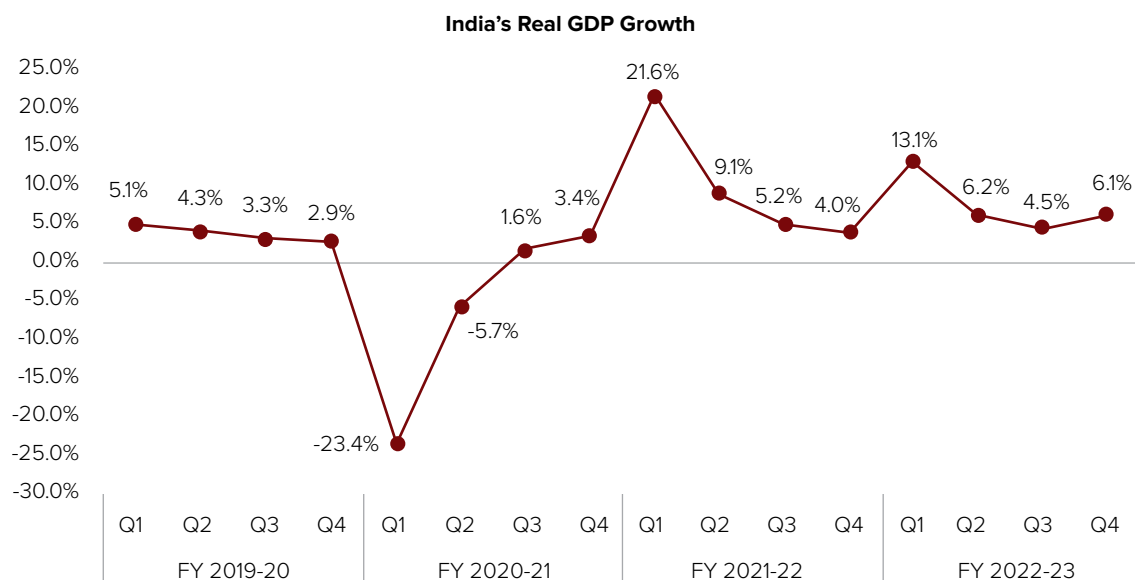
The National Statistical Office (NSO) of India projects a GDP growth of 7.2% for the (fiscal year) FY 2022-23, predominantly fuelled by private consumption and investment. This momentum is further reinforced by strategic government policies, enhanced labour market conditions, and rising consumer confidence.

However, the inflation rate has remained tenaciously high, projected at around 6.5%-6.7% for FY 2022-23, largely due to global macroeconomic influences. Despite these challenges, India's growth rate of 7.2% for FY 2022-23 exceeds the projections from both the Reserve Bank of India (RBI) and the World Bank, solidifying India's position as one of the fastest-growing economies.

Looking to the future, optimistic outlooks are projected for the manufacturing, services, and agricultural sectors, which are set to boost domestic consumption further. The enhancement of business and consumer confidence, coupled with accelerated credit expansion, are poised to play crucial roles in supporting economic growth. Government initiatives, such as financial inclusion policies, rural demand stimulus, the 'Make in India' campaign, and support for start-ups are expected to generate significant job opportunities. This, in turn, is likely to increase disposable income, thereby stimulating consumer demand.

In terms of corporate debt, India stands in contrast to many countries with a lower debt-to-GDP ratio, underscoring the resilience of its corporate sector. This robust debt profile has played an instrumental role in preserving India's overall macroeconomic stability.

Source: MOSPI, RBI, World Bank, IMF



Source: National Statistical Office (NSO)

## Outlook

India's economic recovery following the pandemic is progressing led by vigorous domestic demand and enhanced capital investments. The Economic Survey projects a baseline GDP growth of 6.5% for FY 2023-24. This positive projection is rooted in supportive credit provisions, favourable investment cycles and the widespread adoption of public digital platforms. Government initiatives such as industry-focused and production-linked programs are expected to stimulate manufacturing output.

With energy costs under control and international supply chains reopening, inflation is projected to decline, providing an additional boost for growth.

The improving financial health of businesses and the banking sector sets the stage for accelerated growth in FY 2023-24, facilitated by robust loan distribution and capital investments. The decreasing urban unemployment rate, alongside the rise in Employee Provident Fund registrations, too suggests that private consumption and capital formation will serve as key contributors to India's economic advancement in FY 2023-24.

Source: MOSPI, RBI, World Bank, IMF

## Indian Media and Entertainment Industry

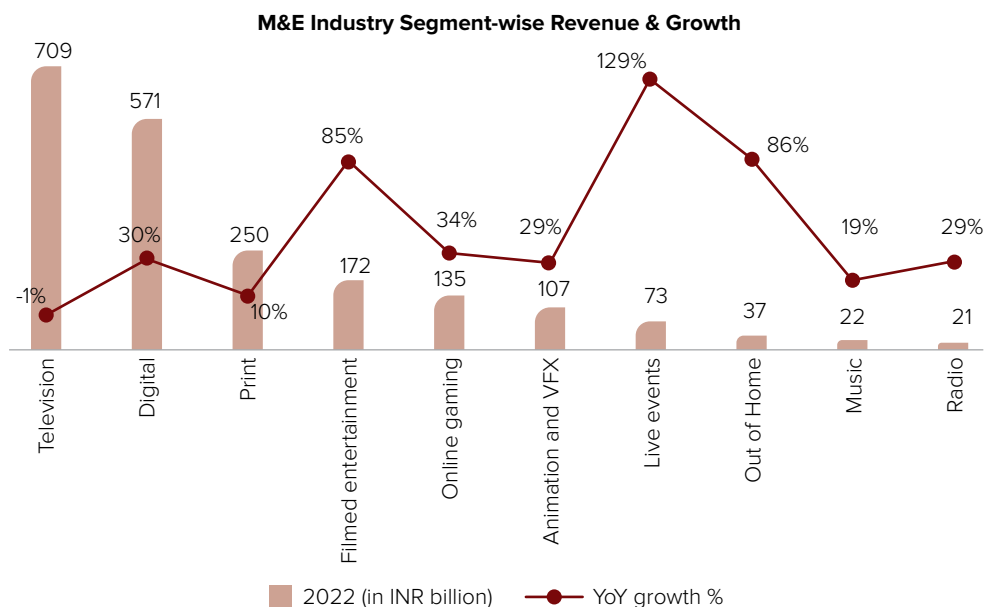
In CY 2022, the Indian media and entertainment (M&E) industry demonstrated a remarkable recovery from the impact of the pandemic experienced in previous years, returning to its growth trajectory from before the pandemic. The sector saw significant expansion, increasing by INR 348 billion — a growth of 19.9% — to reach a total of INR 2.1 trillion. This figure exceeds its pre-pandemic levels from CY 2019 by 10%.

Despite the evolving landscape, television continues to dominate as the most significant component of the media and entertainment industry. Meanwhile, digital media has further consolidated its strong second position. Print media, experiencing a resurgence, has claimed the third spot. The filmed entertainment sector has also bounced back due to an

increase in theatrical releases, surpassing online gaming to reclaim its fourth position. Traditional media—which includes television, print, filmed entertainment, out-of-home (OOH) advertising, music, and radio—accounted for 58% of the M&E sector's revenues in CY 2022. This statistic implies a shifting trend towards digital media and other emerging segments.

The video Over-The-Top (OTT) segment is anticipated to become increasingly prominent in the creation, distribution, and promotion of entertainment media content. OTT streaming platforms persist in offering a wide range of high-quality and specialized content for audiences.

Source: EY FICCI M&E Report, 2023



Source: EY FICCI M&E Report 2023

### Outlook

Looking forward to CY 2023, forecasts suggest that the Media & Entertainment (M&E) sector will grow by 11.5% to reach a value of INR 2.34 trillion. Moreover, the sector is expected to maintain a compound annual growth rate (CAGR) of 10.5%, rising to INR 2.83 trillion by CY 2025. This growth is likely to be largely fuelled by digital media, online gaming, and television, which are collectively projected to account for 65% of the growth. Other significant contributors will include animation and VFX (11%), live events (8%), and films (8%). By 2025, the number of daily active users of smart connected TVs is anticipated to exceed 40 million.

Despite changes in the media landscape, print media remains a crucial component for effective brand building and reaching educated and affluent audiences.

The aggregation of Over-The-Top (OTT) platforms is poised to serve as a key growth accelerator for Connected TV (CTV). Moreover, entertainment OTT platforms, including sports, are projected to generate approximately INR 60 billion in advertising revenue by 2025. The trend of bundling various OTT platforms by Internet Service Providers (ISPs) and telecommunications companies, among others, is likely to gather speed.

Simultaneously, the changing consumer demand for personalization is altering the landscape of the media and entertainment industry. Users are increasingly seeking immersive and enriching experiences when interacting with media and entertainment content. In light of these trends, the Indian M&E sector is primed for considerable growth in the coming years. Adaptation to shifting consumer preferences and the adoption of innovative technologies will be central to determining the industry's future trajectory. Overall, the Indian M&E sector offers a promising future filled with substantial growth prospects.

Source: EY FICCI M&E Report, 2023

## Print

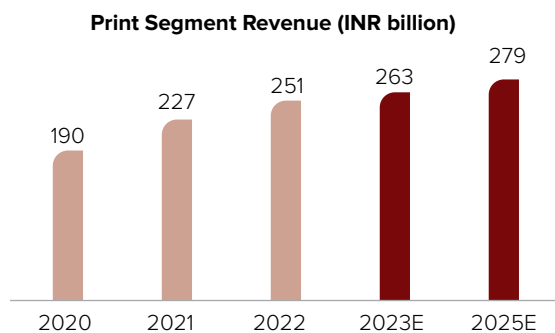
In CY 2022, the print sector experienced a growth of 10%, recovering to 85% of its revenue level prior to the pandemic. Nevertheless, hurdles such as escalating newsprint costs, geopolitical tensions like the Russia-Ukraine conflict, and depreciation of the Indian Rupee continue to apply pressure on newsprint prices, consequently impacting print business margins.

The revival of events and activations presents a promising opportunity for print companies to connect with their audiences through local sponsored and ticketed events. In CY 2022, over 150,000 advertisers and 185,000 brands leveraged print for their advertising, branding, and promotional needs, a marked increase from the 140,000 advertisers and 170,000 brands in CY 2020.

In the near to medium term, the print medium is anticipated to attain stability, fostered by a loyal reader base, largely constituted by the growing demographic of NCCSA audiences who seek trustworthy news and information.

The Print industry is projected to expand to INR 279 billion by CY 2025. Ad revenues from Print industry are projected to grow by 7% for CY 2023 as compared to CY 2022.

Source: EY FICCI M&E Report 2023



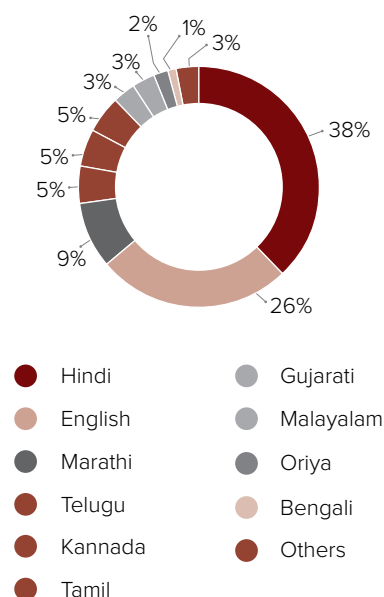
Source: EY FICCI M&E Report 2023

## Hindi Print Advertising

Hindi publications, despite a slight slump, persist as the top contributors to advertisement volumes. In CY 2022, they were responsible for 38% of total print advertising volume, compared to 40% in CY 2021 and 41% in CY 2020. However, due to its status as the most widely spoken language in India, Hindi remained the major vernacular medium of print advertising. For Hindi and regional publications, advertising in CY 2022 recovered to nearly 90% of their pre-pandemic levels.

Source: EY FICCI M&E Report 2023

**Newspaper ad volumes by language (in %)**



Source: EY FICCI M&E Report 2023

## Hindi Print Circulation

Hindi dailies continue to garner a lion's share of newspaper circulation within the country. The widespread readership and influence of Hindi newspapers emphasise the enduring inclination of a substantial segment of the Indian populace for news and information in vernacular print. However, Hindi language newspaper circulation remains approx. 20% below their pre-pandemic levels for the industry.

Source: EY FICCI M&E Report 2023

## Company Overview

Hindustan Media Ventures Limited (HMVL) is part of the Hindustan Times Group and a subsidiary of HT Media Limited - a diversified media company. Hindustan, HMVL's flagship publication, is among India's largest newspaper dailies, serving a long-standing and extensive readership base.

The Company in keeping up with evolving digital media trends in the country has also ventured into the OTT space with the launch of OTTplay - a OTT aggregator platform.

## Product Basket

### Hindustan

Hindustan, boasting a large and diverse readership, stands as one of the country's most prestigious Hindi daily newspapers. The publication has adeptly evolved alongside a rapidly transforming India, all the while preserving its trusted journalistic tradition and principles. Catering to its broad audience, Hindustan covers a multitude of topics including politics, business, sports, and entertainment, among others. Renowned for its accuracy and reliability, Hindustan plays an instrumental role in molding public sentiment and keeping its readers abreast of the nation's latest happenings. For an overgrowing reader base, it remains a trustworthy and primary source of high-caliber news content.

Enjoyed by individuals of all ages, Hindustan has successfully upheld its reputation among readers and advertisers alike. The newspaper holds a dominant position in the Hindi-speaking belt, boasting a high market share in key regions such as Bihar, Jharkhand, Uttar Pradesh, Uttarakhand, and the Delhi-NCR area.

### OTTplay

The Indian OTT sector stands out as one of the most rapidly expanding segments within the Media & Entertainment industry. Recognising this potential, Hindustan Media Ventures Ltd. aims to capitalise on this trend through the introduction of OTTplay.com, a platform that consolidates and offers a wide range of OTT content. This platform focuses on delivering abundant content choices, convenience, personalised experiences, and affordability to its users.

## Financial Overview (Consolidated)

### Revenue from Operations

Revenue from Operations increased by 6.6% in FY 2022-23 to reach INR 713 crores from INR 669 crores in FY 2021-22 on the back of gradual improvement in operating environment.

## Profitability

There was a reduction in Company's EBITDA margin, dropping to -1.1% in FY 2022-23 from 11.6% in FY 2021-22 due to increase in raw material costs and expenses associated with new business initiatives.

Consequently, PAT margin also decreased to -5.1% in FY 2022-23 from 5.8% in FY 2021-22. In line, Return on Networth came in at -2.5% in FY 2022-23 from 2.6% in FY 2021-22 prior fiscal year.

## Earnings per Share

Earnings per share dropped to INR -5.2 in FY 2022-23 from INR 5.5 in FY 2021-22 on account of reduced profitability owing to higher raw material costs and new business initiatives.

## Debtors Turnover Ratio

Debtors Turnover ratio increased to 6.2 times in FY 2022-23 from 5.7 times in FY 2021-22 due to higher revenue for the fiscal year under consideration, offset by marginal decrease in average account receivables.

## Inventory Turnover Ratio

Inventory Turnover ratio increased to 4.5 times in FY 2022-23 from 3.7 times in FY 2021-22 due to rise in raw material cost.

## Interest Coverage Ratio

Interest Coverage ratio decreased to -2.4 times as on March 31, 2023 from 6.0 times on March 31, 2022, mainly due to decrease in EBIT level profitability and increase in finance cost in line with elevated interest rate environment.

## Current Ratio

Current ratio decreased to 1.2 times in FY 2022-23 from 1.9 times in FY 2021-22, primarily attributable to decrease in current financial investments during the fiscal year.

## Debt Equity Ratio

Debt Equity ratio decreased to 0.04 times in FY 2022-23 from 0.07 times in FY 2021-22 due to lower current borrowings for the fiscal.

## Debt Service Coverage Ratio

Debt Service Coverage ratio reduced to -0.6 times as on March 31, 2023 from 0.5 times on March 31, 2022, owing to lower earnings before interest & tax, coupled with increase in interest on borrowings.

## Editorial Highlights

The Company's flagship Hindi daily, Hindustan, set itself apart through its timely and comprehensive reporting, ground-level narratives, robust data, and analytical pieces. Throughout the year, numerous initiatives undertaken by Hindustan proved highly successful, garnering considerable recognition and prominence for the Company. The following encompasses some noteworthy editorial endeavours of Hindustan.

### Bazaro ko Bachaiye

Hindustan ran an extensive "Bazaron ko Bachaiye" campaign in key cities. In the campaign Hindustan visited top 20 markets in the city along with relevant officials and raised issues that were not resolved since long. The issues ranged from parking, encroachment, women toilets, cleanliness and traffic management. Immediate impacts were visible with some on spot solutions by officials and rest of the issues being given a time-line for resolution. The campaign was widely appreciated by the trade unions and consumers alike.

### Medical Waste

HMVL has implemented initiatives to address medical waste management in communities, ensuring safe disposal and environmental sustainability focussing on protocols for the collection, segregation and disposal of medical waste. These efforts promote public health, protect the environment, and comply with regulatory guidelines.

### Khatam karo Intezar

Hindustan has launched the 'Khatam karo intezar' initiative to highlight the various issues that plague development polices and advancement of local communities. Throughout the year a multitude of concerns in the manner of stalled projects, incomplete initiatives, delayed programs, etc. that directly impact the lives and livelihoods of citizens were highlighted with the single intention to "end the wait".

### Hindustan Aapke Dwar

The 'Hindustan Aapke Dwar' endeavour has been successful in bringing the plight and concerns that plague the common people to the forefront in their interaction with relevant authorities via special meets organized across administrative regions. Such a platform brings relevant government bodies and the impacted populace on a common forum which facilitates smoother solutions to ongoing concerns of the public. Many lives have been made easier over the year through such campaigns.

## Circulation

In the concluded fiscal year, HMVL's circulation business displayed signs of healthy growth. To propel circulation revenue, strategic measures were adopted, such as augmenting cover prices in crucial markets. Moreover, the Company prioritised booking drives and trade interventions. This encompassed implementing trade schemes in certain locations to improve point-of-sale statistics. The Company remains steadfast in its commitment to retaining and further expanding its market share through initiatives targeted in key markets.

## Operations

The Company provides coverage in Uttar Pradesh, Uttarakhand, Delhi NCR, Bihar, and Jharkhand through a combination of own, franchise, and outsourced printing facilities.

HMVL continues to focus on key strategies to enhance operations and cost optimisation by initiating multiple approaches aimed at operational efficiency improvement. These include driving total circulation planning programs, prioritising machine overhauls and technical upgrades across ancillary & utility machine parks. Additionally, operational control of various utilities was enhanced, and energy conservation measures were undertaken.

## Procurement

In the year under review, HMVL's procurement strategy was shaped by the obstacles experienced in global supply chains, largely attributed to geopolitical circumstances leading to elevated input expenses and shipping restrictions. As a result, the Company's central focus was the assurance of uninterrupted supply while preserving cost efficiency. In pursuit of this, HMVL prioritised the augmentation of sourcing, notably newsprint, from domestic suppliers, taking advantage of its strong business relationships.

Moreover, the Company maintained the application of tactics such as linear replenishment, the 3Rs (Reduce, Reuse & Recycle), and the allotment of orders to cost-effective suppliers to enhance operations and curtail costs. Multiple initiatives were implemented to guarantee a steady newsprint supply, including network optimisation, re-evaluation of inventory norms based on supply conditions, creation of safety stocks, and diligent monitoring of fill rates. For other raw materials, inventory standards were set and a linear replenishment model was adopted to ensure punctual deliveries and tackle supply difficulties.

The Company continues to uphold its commitment to devising strategies such as strengthening vendor collaboration and engaging in price negotiations, aiming to uncover additional opportunities for cost reduction.

## Human Resources

The Company's human capital plays a vital role in the growth and success of HMTL. The Company strives to foster a vibrant and diverse workplace that provides equal opportunities for the personal and professional growth of every employee. To enhance the productivity and efficiency of the organisation, the human resource (HR) department focuses on developing skills and competencies of each employee, both in functional areas and in technological capabilities.

As on March 31, 2023, the total employee strength of the Company is 1,138.

### HR Initiatives

- The Company relaunched the 'Journalist of the Month' programme across newsrooms to honour exceptional performance. Every month, submissions for the 'Journalist of the Month' award are accepted, and a respected team of judges evaluate them based on ideation, creativity, exclusivity, and overall presentation. The editorial management then selects the outstanding stories for the award.
- To promote honest and transparent communication between employees and the leadership team, the Company conducts various employee connect programmes like townhalls, one-on-one meeting with leaders, and planning and review meetings. In addition, it has fostered Employee Connect through activities like the annual sports meet, office-based festival celebrations, and 'HR hour' sessions to address concerns about Company policies and procedures.
- HMTL has revolutionised its learning and development strategy by partnering with multiple online learning platforms. The goal is to provide employees with the opportunity to upskill and reskill according to their interests and at their own pace through these digital platforms.
- The Company implemented several initiatives to engage employees through platforms, such as sharing the 'hot topic of the month', recognising the 'Top Learner of the month', 'DEAL' (Drop Everything and Learn) sessions every Friday, and user training with the platform's SPOCs.
- By implementing various modules, the Company was able to fully utilise the ERP opted in for HR, resulting in

a state-of-art and user-friendly interface for employees while streamlining HR processes and achieving desired outcomes.

- The Company revamped its strategy to create a younger and more diverse workforce.

## Safety of Women at Workplace

The Company prioritises the safety and dignity of women at workplace in accordance with the Sexual Harassment of Women at Workplace (Prevention, Prohibition, and Redress) Act of 2013. Strict adherence to the Act's requirements is followed, and the Company has established policies to protect women from harm. The intranet provides access to the Company's policy, and an internal committee handles issues related to women's safety. Regular and relevant training courses are conducted for employees and committee members. A robust POSH policy is in place to create a safe, equitable, and healthy work environment. To raise awareness, a virtual platform and an online programme on women's safety at work have been established. During the year under review, the Company had received 1 complaint which was redressed and closed subsequently.

## Risk Management

The Company has a well-established risk management framework in place to identify, manage, and mitigate both external and internal risks. Regular risk identification exercises are conducted to assess various financial, operational, sectoral, sustainability, information, and cyber security risks, considering their likelihood and potential impact. Some of the key risks and uncertainties the Company faces include the accelerated shift in consumer preferences towards digital offerings, talent attraction and retention in the current environment, adverse macroeconomic conditions, geopolitical tensions impacting revenue growth, and the risk of newsprint price volatility and supply constraints leading to higher costs. Additionally, the intense competitive landscape and the risk of cyber threats are among the Company's key concerns.

The Company continually reviews potential risks and incorporates mitigating controls as an integral part of decision-making. To stay competitive and minimise risk exposure, the Company has undertaken various initiatives. These include re-pivoting the business model for long-term sustainability, expanding the client base with new-age acquisitions, diversifying the product portfolio, and leveraging cost synergies by combining print offerings with digital products of the HT Group to meet evolving consumer expectations. Significant investments have been made in technology and

cybersecurity initiatives, and employee IT security awareness training programs have been implemented. Measures have also been taken to manage newsprint price and supply volatility, such as benchmarking import prices with domestic rates, optimising domestic sourcing, and enhancing newsprint consumption efficiency.

The Company has prioritised employee welfare and engagement through regular leadership townhalls, customised recognition and reward programs, and the introduction of an AI-powered Learning Management System (LMS) for employee skill development. Furthermore, an automated compliance tool is utilised to monitor the status of statutory compliances across all locations and functions, ensuring adherence to legal requirements and minimising exposure to non-compliance.

### Internal Control

The Company has an effective system of internal controls corresponding with its size, nature of business and complexity of operations. The internal controls mechanism comprises a well-defined organisational structure with a clearly laid out authority and responsibility matrix and comprehensive policies, guidelines and procedures governing the operations of respective functions. These controls have been designed to safeguard the assets and interests of the Company and its stakeholders and also ensure compliance with Company's policies, procedures and applicable regulations. The Company has an established Code of Conduct (CoC) framework and whistle-blower mechanism, which is duly approved by the Board of Directors in compliance with the regulatory requirements. A designated CoC committee with cross-functional representation is in place tasked with monitoring and review of whistle-blower complaints and ensuring proper and transparent complaint management and reporting, including reporting to the Audit Committee, wherever applicable.

The Company has a strong focus on technology and the establishment of appropriate automated controls to further enhance the existing control framework. A robust ERP system is used for accounting across functions. The Company also has a Shared Service Centre (SSC), the ambit of which is being widened to aid the centralisation of processes and activities. These systems enhance the reliability of financial and operational information by facilitating system-driven control activities reducing manual intervention, segregation of duties and enabling stricter controls.

The internal control system is supplemented by an extensive programme of operational and IT audits to evaluate the adherence to laid down processes and controls on a periodic basis. The in-house internal audit function supported by professional external audit firms conducts comprehensive risk-focused audits and assesses the effectiveness of the internal control structure across functions on a regular basis. A Group-level central Revenue Assurance function has also been set up to further streamline and enhance the controls around revenue recognition across different revenue streams. In addition to internal audit activities, the Company has also developed an internal financial control framework to periodically review the effectiveness of controls laid down across all critical processes. The Company performed extensive operating effectiveness testing of its Internal Financial Control (IFC) framework, including rationalisation of existing controls in line with dynamic business practices. The Company also uses a workflow-based online compliance management tool and has established a concurrent audit mechanism of the same to ensure effective compliance oversight. Further, the Company has an Audit Committee which meets once every quarter to review internal control systems, accounting processes, financial information, internal audit findings and other related areas including their adequacies.

### Way Ahead

HMVL is resolute in bolstering its principal Print business through strengthening its brand pledge, offering inventive and meaningful journalism, all with a view to grow its readership. Despite facing significant hurdles such as commodity inflation and geopolitical issues over the concluded fiscal, HMVL remains steadfast in its commitment to provide reliable and quality news, powered by exceptional journalism.

With an innovative approach at the forefront, the Company is optimistic about further building onto its market position and also protectively addressing the shifting needs of its readership audience through novel solutions adopted for its Print business.

Further, HMVL is poised to exploit the rising popularity of OTT platforms in the country, courtesy of its recent launch of OTTplay.com. In the ensuing year, the Company anticipates revenue generation through effective strategies focused on monetising its new venture in the OTT aggregation space i.e. OTTplay.



## BOARD'S REPORT

Dear Members,

Your Directors are pleased to present their Report, together with the Audited Financial Statements (Standalone & Consolidated) for the financial year ended on March 31, 2023.

### FINANCIAL RESULTS

Your Company's performance during the financial year ended on March 31, 2023, along with previous year's figures is summarized below:

| Particulars   | (₹ in Lacs)     |                 |                 |                 |
|---|-----------------|-----------------|-----------------|-----------------|
|   | Standalone      |                 | Consolidated    |                 |
|   | 2022-23         | 2021-22         | 2022-23         | 2021-22         |
| <b>Total Income</b>   | <b>79,050</b>   | <b>74,881</b>   | <b>79,150</b>   | <b>74,686</b>   |
| (Loss)/Earnings before finance costs, tax, depreciation and amortization expense (EBITDA) | (877)           | 8,927           | (846)           | 8,654           |
| Less: Exceptional Items (Loss)  | 759             | 351             | -               | -               |
| Less: Depreciation and amortization expense   | 3,044           | 2,856           | 3,137           | 2,983           |
| Less: Finance costs   | 1,659           | 938             | 1,659           | 938             |
| <b>Profit/(Loss) before tax</b>   | <b>(6,339)</b>  | <b>4,782</b>    | <b>(5,642)</b>  | <b>4,733</b>    |
| Less: Tax Expense   |                 |                 |                 |                 |
| - Current Tax   | 21              | 567             | 21              | 567             |
| - Deferred tax charge/ (Credit)   | (1,611)         | (141)           | (1,611)         | (141)           |
| Total tax expense/(Credit)  | (1,590)         | 426             | (1,590)         | 426             |
| <b>Profit/(Loss) for the year after tax before share of joint venture</b>                 | <b>(4,749)</b>  | <b>4,356</b>    | <b>(4,052)</b>  | <b>4,307</b>    |
| Add: Share of loss of joint venture (net of tax, accounted for using equity method)       |                 |                 | 243             | (248)           |
| <b>Profit/(Loss) for the year</b>   | <b>(4,749)</b>  | <b>4,356</b>    | <b>(3,809)</b>  | <b>4,059</b>    |
| Add: Other comprehensive income (net of tax)  |                 |                 |                 |                 |
| - Items that will not be reclassified subsequently to Profit/Loss                         | (7,675)         | (3,665)         | (7,675)         | (3,665)         |
| - Items that will be reclassified subsequently to Profit/Loss                             | 60              | 89              | 60              | 89              |
| <b>Total Comprehensive income for the year (Net of tax)</b>                               | <b>(12,364)</b> | <b>780</b>      | <b>(11,424)</b> | <b>483</b>      |
| <b>Opening Balance in retained earnings</b>   | <b>1,24,652</b> | <b>1,20,427</b> | <b>1,23,567</b> | <b>1,19,639</b> |
| Add: Net Profit/(Loss) for the year   | (4,749)         | 4,356           | (3,809)         | 4,059           |
| Add: Item of other comprehensive income recognized directly in retained earnings          |                 |                 |                 |                 |
| - Re-measurement of post-employment benefit obligation (net of tax)                       | 170             | (131)           | 170             | (131)           |
| <b>Total Retained Earning</b>   | <b>1,20,073</b> | <b>1,24,652</b> | <b>1,19,928</b> | <b>1,23,567</b> |

## DIVIDEND

The Board of Directors did not recommend any dividend on the Equity Shares of the Company for the financial year ended on March 31, 2023.

The Dividend Distribution Policy framed pursuant to the provisions of Regulation 43A of Securities and Exchange Board of India (Listing Obligations and Disclosure Requirements) Regulations, 2015 ("SEBI Listing Regulations") is available on the Company's website at [http://www.hmv.in/pdf/dividend\\_distribution\\_policy.pdf](http://www.hmv.in/pdf/dividend_distribution_policy.pdf).

## COMPANY PERFORMANCE AND FUTURE OUTLOOK

A detailed analysis and insight into the financial performance and operations of your Company for the year under review and future outlook is appearing in Management Discussion and Analysis section which forms part of the Annual Report.

## RISK MANAGEMENT

Your Company has an established risk management framework to identify, evaluate and mitigate business risks. The Company has constituted a Risk Management Committee of Directors which reviews the identified risks and appropriateness of management's response to significant risks. Whereas, the detail of Risk Management Committee is enumerated in the Corporate Governance Report, which forms part of this Annual Report. A detailed statement indicating development and implementation of the Risk Management policy, including identification of various elements of risk is appearing in the Management Discussion and Analysis Report.

## SUBSIDIARY AND ASSOCIATE COMPANY

During the year under review and as at the end of the reporting period, your Company has one wholly-owned subsidiary company namely, HT Noida (Company) Limited (HTNL) and a Limited Liability Partnership namely, HT Content Studio LLP (HTCS). Your Company does not have any associate or joint venture company within the meaning of Section 2(6) of the Companies Act, 2013 ("the Act"), during the year under review.

In terms of the applicable provisions of Section 136 of the Act, Financial Statements of HTNL and HTCS for the financial year ended on March 31, 2023 are available on the Company's website at <http://www.hmv.in/pdf/HT-Noida-Company-Limited-Financial-Statements.pdf> and <http://www.hmv.in/pdf/HT-Content-Studio-LLP-Financial-Statements.pdf>

A report on the performance and financial position of HTNL and HTCS, in the prescribed Form AOC-1 is annexed to the Consolidated Financial Statements and hence, is not reproduced here. The "Policy for determining Material Subsidiary(ies)", is available on the Company's website at [http://www.hmv.in/pdf/Policy\\_for\\_determining\\_material\\_subsidiaries.pdf](http://www.hmv.in/pdf/Policy_for_determining_material_subsidiaries.pdf).

The contribution of HTNL and HTCS to the overall performance of your Company is outlined in Note no. 44 of the Consolidated Financial Statements for the financial year ended March 31, 2023.

No subsidiary, associate or joint venture has been acquired/ ceased/ sold/ liquidated during the financial year ended on March 31, 2023.

## EMPLOYEE STOCK OPTION SCHEME

The Parent Company's "HT Group Companies - Employee Stock Option Rules for Listed Companies" whereunder the Eligible Employees are entitled to grant of option(s) in relation to the Company's shares, is in compliance with SEBI (Share Based Employee Benefits and Sweat Equity) Regulations, 2021, and there was no change in the same during FY-23. During the year under review, no options were granted under these Rules.

The voting rights on the shares of the Company held by HT Group Companies - Employee Stock Options Trust were not exercised during FY-23. The information required to be disclosed pursuant to the provisions of SEBI (Share Based Employee Benefits and Sweat Equity) Regulations, 2021 is available on the Company's website at [https://www.hmv.in/pdf/HMVL\\_ESOP-Disclosure\\_31-Mar-23.pdf](https://www.hmv.in/pdf/HMVL_ESOP-Disclosure_31-Mar-23.pdf). Certificate dated July 27, 2023 issued by Secretarial Auditor in terms of SEBI (Share Based Employee Benefits and Sweat Equity) Regulations, 2021, is available for inspection by members, and any member desirous to inspect the same may send a request to the said effect from his/her registered email id to [hmvinvestor@livehindustan.com](mailto:hmvinvestor@livehindustan.com)

## DIRECTORS AND KEY MANAGERIAL PERSONNEL

### Directors

The Board of Directors, on the recommendation of the Nomination and Remuneration Committee, and after considering the integrity, knowledge, experience, expertise, and proficiency of Shri Sameer Singh (DIN: 08138465) accorded its approval to appoint him as an Additional Director (Independent) of the Company, not liable to retire by rotation, for a period effective December 28, 2021 till November 30, 2026, which was approved by the Members at the Annual General Meeting (AGM) held on September 21, 2022.

Further, on the recommendation of the Nomination and Remuneration Committee, the Board of Directors at its meeting held on May 16, 2023 has accorded its approval to re-appoint Shri Praveen Someshwar (DIN: 01802656) as a Managing Director for a period of 5 (five) years w.e.f. August 01, 2023 till July 31, 2028, subject to approval from Members at the ensuing AGM.

The Board recommends the re-appointment of Shri Praveen Someshwar as a Managing Director, for approval of Members, at the ensuing AGM.

In accordance with the applicable provisions of the Act, Shri Priyavrat Bhartia (DIN: 00020603), Director liable to retire by rotation at the ensuing AGM, being eligible, has offered himself for re-appointment. Your Directors commend re-appointment of Shri Priyavrat Bhartia, for approval of the Members, at the ensuing AGM.

The disclosures in respect to appointment/re-appointment of Directors as required under Regulation 36 of SEBI Listing Regulations and the Secretarial Standards on General Meeting ("SS-2") are given in the Notice of ensuing AGM, forming part of the Annual Report.

The Independent Directors of the Company have confirmed that they:

- a. meet the criteria of independence as prescribed under the Act and SEBI Listing Regulations;
- b. abide by the Code of Independent Directors as provided in the Schedule IV of the Act; and
- c. have registered themselves on the data bank of Independent Directors maintained by the Indian Institute of Corporate Affairs.

The Board is of the opinion that the Independent Directors of the Company hold highest standards of integrity and possess requisite expertise and experience required to fulfil their duties as Independent Directors.

All the Directors have confirmed adherence to the Company's "Code of Conduct".

Your Company recognizes that Board diversity is a pre-requisite to meet the challenges of globalization, ever-evolving technology and balanced care of all stakeholders and therefore has appointed Directors from diverse backgrounds. Your Company even has a Woman Director (Independent Director) on its Board as per the requirement of Section 149(f) of the Act.

## Key Managerial Personnel

During the year under review, the Board of Directors on the recommendation of the Nomination & Remuneration Committee, appointed Shri Punit Kumar Chellaramani as Company Secretary & Compliance Officer (KMP) of the Company w.e.f. April 04, 2022.

Further, Shri Sandeep Gulati resigned from the position of Chief Financial Officer (KMP) of the Company w.e.f. close of business hours of June 24, 2022. Based on the recommendation of the Nomination & Remuneration Committee, the Board of Directors appointed Shri Anup Sharma as Chief Financial Officer (KMP) of the Company w.e.f. August 04, 2022.

## PERFORMANCE EVALUATION

In line with the requirements of the Act and SEBI Listing Regulations, the Board undertook a formal annual evaluation of its own performance and that of its Committees, Directors & the Chairperson.

The Nomination & Remuneration Committee framed questionnaires for evaluation of performance of the Board as a whole, Board Committees, Directors and the Chairperson.

The Directors were evaluated on various parameters such as value addition to discussions, level of preparedness, willingness to appreciate the views of fellow directors, commitment to processes which include risk management, compliance and control, commitment to all stakeholders (shareholders, employees, vendors, customers etc.), familiarization with relevant aspects of Company's business / activities, amongst other matters. Similarly, the Board as a whole was evaluated on parameters which included its composition, strategic direction, focus on governance, risk management and financial controls.

A summary report of the feedback of Directors on the questionnaire(s) was considered by the Independent Directors, Nomination & Remuneration Committee and Board of Directors meetings respectively. The Board would endeavour to use the outcome of the evaluation process constructively, to improve its own effectiveness and deliver superior performance.

A separate meeting of Independent Directors was also held to review:

- Performance of the Non - Independent Directors and the Board as a whole;

- Performance of the Chairperson of the Company considering the views of the Directors of the Company; and
- Assess the quality, quantity and timeliness of flow of information between the company management and the Board that is necessary for the Board to effectively and reasonably perform their duties.

## AUDIT & AUDITORS

### Statutory Auditor

B S R and Associates, Chartered Accountants (“BSR”) [Firm Registration No. 128901W] were appointed as Statutory Auditor of the Company, for a term of 5 (five) consecutive years, at the Annual General Meeting held on September 19, 2019.

The reports of B S R on Annual Financial Statements (Standalone and Consolidated) for the financial year ended on March 31, 2023, does not contain any qualification, reservation, adverse remark or disclaimer.

### Secretarial Auditor

Pursuant to the provisions of Section 204 of the Act and rules made thereunder, the Board of Directors had appointed M/s. RMG & Associates, Company Secretaries (“RMG”) (Firm Registration No. P2001DE16100) as Secretarial Auditor, to conduct Secretarial Audit for the financial year ended March 31, 2023 and their report is annexed herewith as “**Annexure-A**”. The Secretarial Audit Report does not contain any qualification, reservation, adverse remark or disclaimer.

## RELATED PARTY TRANSACTIONS

All contracts /arrangements /transactions entered into by the Company with related parties during the year under review, were in ordinary course of business of the Company and on arms’ length terms. The related party transactions were placed before the Audit Committee for review and/or approval. During the year, the Company had entered into Material Related Party Transactions, i.e. transactions exceeding ten percent of the annual consolidated turnover as per the last audited financial statements, with HT Digital Streams Limited, a fellow subsidiary Company. These transactions were in the ordinary course of business of the Company and on arms’ length terms, therefore, provisions of Section 188(1) and related disclosure under 188(2) of the Act were not applicable. However, the details, in this regard, as required to be provided under

Section 134(3)(h) of the Act, are given in Form AOC-2, which is annexed herewith as “**Annexure-B**”.

During the year under review, the Board of Directors amended the “Policy on Materiality of and dealing with Related party transactions” in compliance with the provisions of Regulation 23 of SEBI Listing Regulations, 2015.

The amended “Policy on Materiality of and dealing with Related Party Transactions” is available on the Company’s website at [https://www.hmv.in/pdf/policy\\_materiality\\_dealing\\_related\\_party\\_transactions\\_2022.pdf](https://www.hmv.in/pdf/policy_materiality_dealing_related_party_transactions_2022.pdf)

Reference of Members is invited to Note nos. 34 and 34A of the Standalone Financial Statements, which sets out the related party disclosures as per IND AS-24.

## CORPORATE SOCIAL RESPONSIBILITY

As a responsible corporate citizen, your Company is committed to undertake socially useful programmes for welfare and sustainable development of the community at large. The Corporate Social Responsibility (CSR) Committee of Directors is in place in terms of Section 135 of the Act. The composition and terms of reference of the CSR Committee are provided in the “Report on Corporate Governance” which forms part of this Annual Report. The CSR Committee has recommended to the Board, CSR projects/activities to be undertaken by the Company, during the year under review. The CSR Policy is available on the Company’s website at [https://www.hmv.in/pdf/HMVL\\_2023\\_CSR\\_POLICY\\_and\\_CSR\\_Schedule1.pdf](https://www.hmv.in/pdf/HMVL_2023_CSR_POLICY_and_CSR_Schedule1.pdf) and there was no change in the same during the year under review.

The Annual Report on CSR for FY-23 is annexed herewith as “**Annexure-C**”.

## DIRECTORS’ RESPONSIBILITY STATEMENT

Pursuant to Section 134(5) of the Act, your Directors state that:

- in the preparation of the annual accounts for the financial year ended on March 31, 2023, the applicable Accounting Standards have been followed and there are no material departures;
- such accounting policies have been selected and applied consistently and judgments and estimates have been made that are reasonable and prudent so as to give a true and fair view of the state of affairs of the Company as on March 31, 2023, and of the loss of the Company for the year ended on March 31, 2023;

- iii. proper and sufficient care has been taken for the maintenance of adequate accounting records in accordance with the provisions of the Act, for safeguarding the assets of the Company and for preventing and detecting fraud and other irregularities;
- iv. the annual accounts have been prepared on a 'going concern' basis;
- v. proper internal financial controls were in place and that such internal financial controls were adequate and operating effectively; and
- vi. systems have been devised to ensure compliance with the provisions of all applicable laws, and that such systems were adequate and operating effectively.

## DISCLOSURES UNDER THE ACT

**Borrowings and Debt Servicing:** During the year under review, your Company has met all its obligations towards repayment of principal and interest on loans availed.

**Particulars of loans given, investments made, guarantees/ securities given:** Details of investments made and loans/ guarantees/securities given, as applicable, are given in Note no. 6A, 6B, 6C and 45 of the Standalone Financial Statements.

**Board Meetings:** A yearly calendar of Board meeting is prepared and circulated in advance to the Directors. During the financial year ended on March 31, 2023, the Board met four times on May 26, 2022, August 04, 2022, November 02, 2022 and February 13, 2023. For further details regarding these meetings, Members may please refer 'Report on Corporate Governance' which forms part of this Annual Report.

**Committees of the Board:** At present, six standing committees of the Board are in place viz. Audit Committee, Nomination & Remuneration Committee, Corporate Social Responsibility Committee, Stakeholders' Relationship Committee, Risk Management Committee and Investment & Banking Committee which have been constituted in accordance with the applicable provisions of the Act and SEBI Listing Regulations. During the year under review, recommendations of these committees were accepted by the Board of Directors. For more details on the composition of the committees and meetings held during the year, the Members may please refer the Report on Corporate Governance which forms part of the Annual Report.

**Remuneration Policy:** The Remuneration Policy of the Company on appointment and remuneration of Directors, Key Managerial Personnel (KMP) & Senior Management, as

prescribed under Section 178(3) of the Act and SEBI Listing Regulations, is available on the Company's website at [http://www.hmvl.in/pdf/Remuneration\\_Policy.pdf](http://www.hmvl.in/pdf/Remuneration_Policy.pdf). The Remuneration Policy includes, *inter-alia*, criteria for appointment of Directors, KMPs, Senior Management Personnel and other employees, their remuneration structure, and disclosure(s) in relation thereto. There was no change in the Remuneration Policy, during the year under review.

**Vigil Mechanism:** The Vigil Mechanism, as envisaged in the Act & rules made thereunder and SEBI Listing Regulations is addressed in the Company's "Whistle Blower Policy". In terms of the Policy, directors/employees/stakeholders of the Company may report concerns about unethical behaviour, actual or suspected fraud or any violation of the Company's Code of Conduct. The Policy provides for adequate safeguards against victimization of the Whistle Blower. The Policy is available on the Company's website at [http://www.hmvl.in/pdf/Whistle\\_Blower\\_Policy\\_HMVL.pdf](http://www.hmvl.in/pdf/Whistle_Blower_Policy_HMVL.pdf).

**Particulars of employees and related disclosures:** In accordance with the provisions of Section 197(12) of the Act and Rule 5(2) & (3) of the Companies (Appointment and Remuneration of Managerial Personnel) Rules, 2014, details of employees' remuneration forms part of this Report. Having regard to the provisions of the second proviso to Section 136(1) of the Act, the Annual Report excluding the aforesaid information is being sent to the members of the Company. Any member interested in obtaining such information may address their email to [hmvlinvestor@livehindustan.com](mailto:hmvlinvestor@livehindustan.com).

Disclosures under Section 197(12) of the Act read with Rule 5(1) of the Companies (Appointment and Remuneration of Managerial Personnel) Rules, 2014 is annexed herewith as "Annexure-D".

**Annual Return:** In terms of Section 92(3) read with Section 134(3)(a) of the Act, the Annual Return (Form MGT-7) for FY-23 is available on the Company's website at [https://www.hmvl.in/pdf/HMVL\\_Form\\_MGT\\_7.pdf](https://www.hmvl.in/pdf/HMVL_Form_MGT_7.pdf)

**Conservation of energy, technology absorption and foreign exchange earnings & outgo:** The information on conservation of energy, technology absorption and foreign exchange earnings & outgo is annexed herewith as "Annexure-E".

## CORPORATE GOVERNANCE

The Report on Corporate Governance in terms of Regulation 34 of SEBI Listing Regulations, forms part of this Annual Report. The certificate issued by RMG & Associates, Company Secretaries is annexed herewith as "Annexure-F".

## SECRETARIAL STANDARDS

Your Directors state that the Secretarial Standards (i.e. SS-1 and SS-2), relating to 'Meetings of the Board of Directors' and 'General Meetings', have been followed by the Company.

## PREVENTION OF SEXUAL HARASSMENT OF WOMEN AT WORKPLACE

The Company has zero tolerance for sexual harassment at workplace and has adopted a Policy on Prevention of Sexual Harassment at workplace in line with the provisions of the Sexual Harassment of Women at Workplace (Prevention, Prohibition and Redressal) Act, 2013 and Rules framed thereunder. Internal Committee (IC) is in place for all works and offices of the Company to redress complaints received regarding sexual harassment. The Company's policy in this regard, is available on the employee's intranet. The Company conducts regular classroom training sessions for employees and members of IC and has also rolled-out an online module for employees to increase awareness. During the year under review, the Company had received 1 complaint which was redressed and closed during FY-24.

## INTERNAL FINANCIAL CONTROLS

Your Company has in place, adequate internal financial controls with reference to the financial statements, which helps in periodically reviewing the effectiveness of controls laid down across all critical processes. The Company also has in place Internal control system which is supplemented by an extensive program of internal audits and their review by the Management. The in-house internal audit function, supported by professional external audit firms, conduct comprehensive risk focused audits and evaluates the effectiveness of the internal control structure across locations and functions on a regular basis. The Company also has an online Compliance Management Tool with a centralized repository to cater to its statutory compliance requirements.

## GENERAL

Your Directors state that during the year under review:

1. There were no deposits accepted by the Company under Chapter V of the Act;
2. The Company had not issued any shares (including sweat equity shares) to directors or employees of the Company under any scheme;

3. There was no change in the share capital of the Company;
4. The Company had not issued any equity shares with differential rights as to dividend, voting or otherwise;
5. The Company has not transferred any amount to the General Reserve;
6. The Statutory Auditor and the Secretarial Auditor have not reported any instance of fraud pursuant to Section 143(12) of the Act and rules made thereunder;
7. No material changes/commitments of the Company have occurred after the end of the financial year 2022-23 and till the date of this report, which affect the financial position of your Company;
8. No significant or material order was passed by any Regulator, Court or Tribunal which impact the 'going concern' status and Company's operations in future;
9. There was no change in the nature of business of the Company;
10. The Company is not required to maintain cost records as per Section 148(1) of the Act;
11. There were no proceedings initiated/ pending against your Company under the Insolvency and Bankruptcy Code, 2016; and
12. There was no instance of onetime settlement with any Bank or Financial Institution.

## ACKNOWLEDGEMENT

Your Directors place on record their sincere appreciation for the co-operation extended by all stakeholders, including government authorities, readers, advertisers, customers, shareholders, investors, banks, vendors and suppliers.

Your Directors also place on record their deep appreciation of the committed services of the executives and employees of the Company.

For and on behalf of the Board

**(Shobhana Bhartia)**

Chairperson

DIN: 00020648

Place: New Delhi

Date: July 27, 2023

## ANNEXURE - A TO BOARD'S REPORT

### Secretarial Audit Report

For the Financial Year ended on March 31, 2023

[Pursuant to Section 204(1) of the Companies Act, 2013 and Rule No. 9 of the Companies (Appointment and Remuneration of Managerial Personnel) Rules, 2014]

To,  
The Members

**Hindustan Media Ventures Limited**

CIN: L21090BR1918PLC000013

Regd. Off.: Budh Marg, P.S. Kotwali Patna,  
Bihar -800001

We have conducted the secretarial audit of the compliance of the applicable statutory provisions and the adherence to good corporate practices by **Hindustan Media Ventures Limited** (hereinafter referred to as 'the Company'), having its Registered Office situated at Budh Marg, P.S. Kotwali Patna, Bihar - 800001 and Corporate Office situated at Hindustan Times House (2<sup>nd</sup> Floor), 18-20, Kasturba Gandhi Marg, New Delhi - 110001. Secretarial Audit was conducted in a manner that provided us a reasonable basis for evaluating the corporate conducts/statutory compliances and expressing our opinion thereon.

Based on our verification of the Company's books, papers, minutes books, forms and returns filed and other records maintained by the Company and also the information/explanation provided by the Company, its officers, agents and authorized representatives during the conduct of Secretarial Audit, we hereby report that in our opinion, the Company has, during the audit period covering the financial year ended on March 31, 2023, complied with the statutory provisions listed hereunder and also that the Company has proper Board-processes and compliance-mechanism in place to the extent, in the manner and subject to the reporting made hereinafter:

We have examined the books, papers, minute books, forms and returns filed and other records as maintained by the Company for the financial year ended on March 31, 2023 according to the provisions of:

- I. The Companies Act, 2013 ('the Act') and the rules made thereunder;
- II. The Securities Contracts (Regulation) Act, 1956 ('SCRA') and the rules made thereunder;

- III. The Depositories Act, 1996 and the Regulations and Bye-laws framed thereunder by the Depositories with regard to dematerialization/ rematerialisation of securities and reconciliation of records of dematerialized securities with all securities issued by the Company;
- IV. Foreign Exchange Management Act, 1999 and the rules and regulations made thereunder to the extent of External Commercial Borrowings and Foreign Direct Investment, however, no FDI inflow observed during the year. Further, there was no transaction of Overseas Direct Investment which was required to be reviewed during the period under audit;
- V. The following Regulations and Guidelines prescribed under the Securities and Exchange Board of India Act, 1992 ('SEBI Act'):
  - (a) The Securities and Exchange Board of India (Substantial Acquisition of Shares and Takeovers) Regulations, 2011 including the provisions with regard to disclosures and maintenance of records required under the said Regulations;
  - (b) Securities and Exchange Board of India (Prohibition of Insider Trading) Regulations, 2015;
  - (c) The Securities and Exchange Board of India (Share Based Employee Benefits and Sweat Equity) Regulations, 2021;
  - (d) The Securities and Exchange Board of India (Issue of Capital and Disclosure Requirements) Regulations, 2018 **[Not Applicable as the Company has not issued any further share capital during the period under review];**

- (e) The Securities and Exchange Board of India (Issue and Listing of Non-Convertible Securities) Regulations, 2021 **[Applicable to the limited extent for issuance of Commercial Papers];**
- (f) The Securities and Exchange Board of India (Registrars to an Issue and Share Transfer Agents) Regulations, 1993 regarding the Companies Act and dealing with client to the extent of securities issued **[Not Applicable as the Company is not registered as Registrar to an Issue and Share Transfer Agent];**
- (g) The Securities and Exchange Board of India (Delisting of Equity Shares) Regulations, 2021 **[Not applicable as the Company has not delisted/proposed to delist its equity shares from any Stock Exchange during the period under review];** and
- (h) The Securities and Exchange Board of India (Buy-back of Securities) Regulations, 2018 **[Not applicable as the Company has not bought back/proposed to buy-back any of its securities during the period under review].**

VI. Laws specifically applicable to the industry to which the Company belongs, as identified by the management, are as follows:

- a) The Press and Registration of Books Act, 1867;
- b) Press Council Act, 1978;
- c) The Registration of Newspapers (Central) Rules, 1956; and
- d) The Information Technology Act, 2000 & Rules and Guidelines.

For the compliances of Environmental Laws, Labour Laws & other General Laws, our examination and reporting is based on the documents, records and files as produced and shown to us and the information and explanations as provided to us, by the officers and management of the Company and to the best of our judgment and understanding of the applicability of the different enactments upon the Company, in our opinion there are systems and processes exist in the Company to monitor and ensure compliance with applicable Environmental Laws, Labour Laws & other General Laws.

The compliance by the Company of applicable Financial Laws, like Direct and Indirect Tax Laws, have not been reviewed in

this audit since the same have been subject to review by the statutory auditor and other designated professionals.

**We have also examined compliance with the applicable clauses of the following:**

1. Secretarial Standards with respect to Meetings of Board of Directors (SS-1) and General Meetings (SS-2) issued by the Institute of Company Secretaries of India;
2. Securities and Exchange Board of India (Listing Obligations and Disclosure Requirements) Regulations, 2015 ["SEBI (LODR), 2015"]; and
3. General Circular Nos. 14/2020 dated April 08, 2020, 17/2020 dated April 13, 2020, 2/2022 and dated May 05, 2022 issued by the Ministry of Corporate Affairs to hold Extra- Ordinary General Meetings/ Annual General Meetings through Video Conferencing (VC) or Other Audio-Visual Means (OAVM) and Circular No. SEBI/HO/CFD/CMD2/CIR/P/2022/62 dated May 13, 2022 issued by the Securities and Exchange Board of India for dispensation of dispatching the physical copies of financial statement and annual report.

During the period under review, the Company has generally complied with the provisions of the Act, Rules, Regulations, Guidelines, Secretarial Standards, Circulars, Notifications etc. mentioned above.

**We further report that**

- The Board of Directors of the Company is constituted with proper balance of Executive Directors, Non-Executive Directors, Independent Directors and Woman Director during the period under review. There was no change in the composition of the Board of Directors during the period under review.
- Adequate notice(s) were given to all directors to schedule the Board/Committee Meetings, agenda and notes thereto, were sent seven days in advance and a system exists for seeking and obtaining further information and clarifications on the agenda items before the meeting and for meaningful participation at the meeting. Majority decision is carried through, while the dissenting members' views, if any, are captured and recorded as part of the minutes.
- As per the records, the Company has generally filed all the forms, returns, documents and resolutions as were required to be filed with the Registrar of Companies, SEBI and other authorities.



- The company has duly complied with the provisions of Regulation 3(5) and 3(6) of SEBI (Prohibition of Insider Trading Regulations), 2015 with respect to maintenance of Structural Digital Database.

**We further report that** there are adequate systems and processes in the Company commensurate with the size and operations of the Company to monitor and ensure compliance with applicable laws, rules, regulations and guidelines.

**We further report that** during the audit period, the Company has following specific events/actions having a major bearing on the Company's affairs in pursuance of the above referred laws, rules, regulations, guidelines, standards etc. referred to above:

1. Mr. Punit Kumar Chellaramani has been appointed as Company Secretary and Compliance Officer of the Company w.e.f. April 04, 2022.
2. Mr. Sandeep Gulati, Chief Financial Officer has tendered his resignation w.e.f. June 24, 2022. Thereafter, Mr. Anup Sharma was appointed as Chief Financial Officer (KMP) of the Company w.e.f. August 04, 2022.
3. Mr. Sameer Singh (DIN: 08138465) has been appointed as an Independent Director (Additional Director), on the Board of Directors of the Company w.e.f. December 28, 2021 to hold the office up to the date of ensuing

Annual General Meeting. Thereafter, the shareholders of the Company in their Annual General Meeting held on September 21, 2022 approved his appointment for a term of five years w.e.f. December 28, 2021 up to November 30, 2026, not liable to retire by rotation.

4. The members of the Company in their Annual General Meeting held on September 21, 2022 approved the 'material related party transactions' between the Company (HMVL) and HT Digital Streams Limited (fellow subsidiary company/HTDSL) for the financial Year 2022-23, 2023-24 and 2024-25.

For **RMG & Associates**

Company Secretaries

Firm Registration No. P2001DE016100

Peer Review No.: 734/2020

Place: New Delhi

Date: July 27, 2023

UDIN: F005123E000697837

**CS Manish Gupta**

Partner

FCS: 5123; C.P. No.: 4095

**Note: This report is to be read with 'Annexure' attached herewith and forms an integral part of this report.**

## Annexure

To,

The Members

**Hindustan Media Ventures Limited**

CIN: L21090BR1918PLC000013

Regd. Off.: Budh Marg, P.S. Kotwali Patna,

Bihar - 800001

Our Secretarial Audit Report of even date, for the financial year ended March 31, 2023 is to be read along with this letter:

1. It is the responsibility of management of the Company to maintain secretarial records, devise proper systems to ensure compliance with the provisions of all applicable laws and regulations and to ensure that the systems are adequate and operating effectively.
2. Our responsibility is to express an opinion on these secretarial records, standards and procedures followed by the Company with respect to secretarial compliances as produced before us.
3. We believe that audit evidence and information obtained from the Company's management is adequate and appropriate for us to provide a basis for our opinion.
4. Wherever required, we have obtained the management's representation about the compliance of laws, rules and regulations and happening of events etc.
5. The Secretarial Audit Report is neither an assurance as to future viability of the Company nor of the efficacy or effectiveness with which the management has conducted affairs of the Company.
6. We have not verified the correctness and appropriateness of financial records and Books of Accounts of the Company.
7. We have conducted verification & examination of records, as facilitated by the Company, for the purpose of issuing this Report.

For **RMG & Associates**

Company Secretaries

Firm Registration No. P2001DE016100

Peer Review No.: 734/2020

Place: New Delhi

Date: July 27, 2023

UDIN: F005123E000697837

**CS Manish Gupta**

Partner

FCS: 5123; C.P. No.: 4095

## ANNEXURE - B TO BOARD'S REPORT

### Form No. AOC-2

(Pursuant to clause (h) of sub-section (3) of section 134 of the Companies Act, 2013 and Rule 8(2) of the Companies (Accounts) Rules, 2014)

**Form for disclosure of particulars of contracts/arrangements entered into by the company with related parties referred to in sub-section (1) of section 188 of the Companies Act, 2013 including certain arms length transactions under third proviso thereto**

#### 1. Details of contracts or arrangements or transactions not at arm's length basis-

There were no contracts or arrangements or transactions entered into during the year ended March 31, 2023, which were not at arm's length basis.

| Particulars   | Details        |
|---|----------------|
| a Name(s) of the related party and nature of relationship   | Not Applicable |
| b Nature of contracts/arrangements/transactions   |                |
| c Duration of the contracts / arrangements/transactions   |                |
| d Salient terms of the contracts or arrangements or transactions including the value, if any                        |                |
| e Justification for entering into such contracts or arrangements or transactions                                    |                |
| f Date(s) of approval by the Board  |                |
| g Amount paid as advances, if any   |                |
| h Date on which the special resolution was passed in general meeting as required under first proviso to section 188 |                |

#### 2. Details of material contracts or arrangement or transactions at arm's length basis-

| Particulars  | Details  |
|--|--|
| a Name(s) of the related party and nature of relationship                                    | HT Digital Streams Limited (HTDS), Fellow Subsidiary Company   |
| b Nature of contracts/arrangements/transactions  | (A) Revenue Transactions; (B) Business Expenses; and (C) Other transactions arising out of (i) Reimbursement of expenses incurred on each other's behalf; and (ii) Service agreement for audio & digital Content monetization on various media platforms- Revenue to be passed on between the Company & HTDS (reciprocal). |
| c Duration of the contracts / arrangements/ transactions                                     | The transactions are material related party transactions for FY 2022-23, 2023-24 and 2024-25.  |
| d Salient terms of the contracts or arrangements or transactions including the value, if any | For more details please refer Notice of Annual General Meeting held on September 21, 2022 available on the following link:<br><a href="https://www.hmvl.in/pdf/HMVL_AGM_Notice_2022.pdf">https://www.hmvl.in/pdf/HMVL_AGM_Notice_2022.pdf</a>  |
| e Date(s) of approval by the Board, if any   | Approved by Board of Directors on August 04, 2022  |
| f Amount paid as advances, if any  | Nil  |

*Note: In terms of provisions of Regulation 23 of SEBI (Listing Obligations and Disclosure Requirements) Regulations, 2015 and Policy on Materiality of and dealing with Related Party Transactions, the term "material" means a transaction to be entered individually or taken together with previous transactions during a financial year, which exceeds rupees one thousand crore or ten per cent of the annual consolidated turnover of the Company as per the last audited financial statements of the Company, whichever is lower.*

For and on behalf of the Board

**(Shobhana Bhartia)**

Chairperson

DIN: 00020648

Place: New Delhi  
Date: July 27, 2023

# ANNEXURE - C TO BOARD'S REPORT

## Annual Report on CSR activities for FY-23

### 1. Brief outline on CSR Policy of the Company:

The Company strives to achieve excellence when it comes to undertaking business in a socially, ethically and environmentally responsible manner. The formulation of Corporate Social Responsibility (CSR) Policy, is one such step forward in that direction. The Policy outlines the Company's philosophy as a responsible corporate citizen and also lays down the guidelines and mechanism for undertaking socially useful programs for welfare & sustainable development of the community, in and around area of operations of the Company and other parts of the country. The policy applies to all CSR projects or programs undertaken by the Company in India, in relation to one or more activities outlined in Schedule VII of the Companies Act, 2013

### 2. Composition of CSR Committee:

| Sl. No. | Name of Director       | Designation / Nature of Directorship                        | Number of meetings of CSR Committee held during the year* | Number of meetings of CSR Committee attended during the year* |
|---------|------------------------|---|---|---|
| 1       | Smt. Shobhana Bhartia  | Chairperson<br>(Non-Executive,<br>Non-Independent Director) | -   | -   |
| 2       | Ms. Savitri Kunadi     | Director<br>(Independent Director)                          | -   | -   |
| 3       | Shri Priyavrat Bhartia | Director<br>(Non-Executive,<br>Non-Independent Director)    | -   | -   |

\*During the year under review, matters requiring approval/ recommendation/review of CSR Committee were transacted by way of resolution(s) passed by circulation.

### 3. Provide the web-link(s) where Composition of CSR Committee, CSR Policy and CSR projects approved by the board are disclosed on the website of the company:

Composition of the CSR Committee as mentioned above, CSR Policy and CSR Schedule outlining projects approved by the Board of Directors for FY-23 are available on the following web-links:

- Composition of CSR Committee: [https://www.hmvl.in/pdf/Board\\_Committees\\_of\\_HMVL.pdf](https://www.hmvl.in/pdf/Board_Committees_of_HMVL.pdf)
- CSR Policy and Projects: [https://www.hmvl.in/pdf/HMVL\\_2023\\_CSR\\_POLICY\\_and\\_CSR\\_Schedule1.pdf](https://www.hmvl.in/pdf/HMVL_2023_CSR_POLICY_and_CSR_Schedule1.pdf)

### 4. Provide the executive summary along with web-link(s) of Impact Assessment of CSR Projects carried out in pursuance of sub-rule (3) of rule 8, if applicable:

Not Applicable

### 5. a) Average net profit of the company as per sub-section (5) of section 135: ₹ 2,487 Lacs

- b) Two percent of average net profit of the company as per sub-section (5) of section 135: ₹ 49.74 Lacs
- c) Surplus arising out of the CSR projects or programmes or activities of the previous financial years: Nil
- d) Amount required to be set off for the financial year, if any: Nil
- e) Total CSR obligation for the financial year (5b+5c- 5d): ₹ 49.74 Lacs

**6. a) Amount spent on CSR Projects (both Ongoing Project and other than Ongoing Project):**

Ongoing Project: Nil

Other than Ongoing Project: ₹ 50.00 Lacs

- b) Amount spent in Administrative Overheads: Nil
- c) Amount spent on Impact Assessment, if applicable: Not Applicable
- d) Total amount spent for the Financial Year [(6a)+(6b)+(6c)]: ₹ 50.00 Lacs
- e) CSR amount spent or unspent for the Financial year:

| Total Amount Spent for the Financial Year (₹ in Lacs) | Amount Unspent (₹ in Lacs)  |                  |   |        |                  |
|---|---|------------------|---|--------|------------------|
|   | Total Amount transferred to Unspent CSR Account as per sub-section (6) of section 135 |                  | Amount transferred to any fund specified under Schedule VII as per second proviso to sub-section (5) of section 135 |        |                  |
|   | Amount  | Date of transfer | Name of the Fund  | Amount | Date of transfer |
| 50.00   | Not Applicable  |                  |   |        |                  |

**f) Excess amount for set off, if any:**

| Sl. No. | Particular  | Amount (₹ in Lacs) |
|---------|---|--------------------|
| (1)     | (2)   | (3)                |
| (i)     | Two percent of average net profit of the company as per sub-section (5) of section 135                      | 49.74              |
| (ii)    | Total amount spent for the Financial Year   | 50.00              |
| (iii)   | Excess amount spent for the financial year [(ii)-(i)]   | 0.26               |
| (iv)    | Surplus arising out of the CSR projects or programmes or activities of the previous financial years, if any | Nil                |
| (v)     | Amount available for set off in succeeding financial years [(iii)-(iv)]                                     | Nil*               |

\* The Company will not carry forward any excess amount spent during the FY 2022-2023

**7. Details of Unspent CSR amount for the preceding three Financial Years:**

| Sl. No. | Preceding Financial Year(s) | Amount transferred to Unspent CSR Account under sub-section (6) of section 135 (₹ in Lacs) | Balance Amount in Unspent CSR Account under sub-section (6) of section 135 (₹ in Lacs) | Amount spent in the Financial Year (₹ in Lacs) | Amount transferred to a Fund as specified under Schedule VII as per second proviso to sub-section (5) of section 135, if any |                  | Amount remaining to be spent in succeeding Financial Years (₹ in Lacs) | Deficiency, if any |
|---------|-----------------------------|--|--|--|--|------------------|--|--------------------|
|         |                             |  |  |  | Amount (₹ in Lacs)   | Date of transfer |  |                    |
| 1.      | FY 21-22                    | Not Applicable   |  | Nil  |  |                  | Not Applicable   |                    |
| 2.      | FY 20-21                    | Not Applicable   |  | Nil  |  |                  | Not Applicable   |                    |
| 3.      | FY 19-20                    | Not Applicable   |  | 17.76<br>(spent in FY 20-21)                   |  |                  | Not Applicable   |                    |

**8. Whether any capital assets have been created or acquired through CSR amount spent in the Financial Year:** No

If Yes, enter the number of Capital assets created/ acquired: Not Applicable

Furnish the details relating to such asset(s) so created or acquired through Corporate Social Responsibility amount spent in the Financial Year:

| Sl. No. | Short particulars of the property or asset(s) [including complete address and location of the property] | Pincode of the property or asset(s) | Date of creation | Amount of CSR amount spent | Details of entity/ Authority/ beneficiary of the registered owner |      |                    |
|---------|---|-------------------------------------|------------------|----------------------------|---|------|--------------------|
| (1)     | (2)   | (3)                                 | (4)              | (5)                        | (6)   |      |                    |
|         |   |                                     |                  |                            | CSR Registration Number, if applicable                            | Name | Registered address |
|         |   |                                     |                  |                            |   |      |                    |

(All the fields should be captured as appearing in the revenue record, flat no, house no, Municipal Office/Municipal Corporation/ Gram panchayat are to be specified and also the area of the immovable property as well as boundaries)

**9. Specify the reason(s), if the company has failed to spend two per cent of the average net profit as per sub-section (5) of section 135:**

Not Applicable

Place: New Delhi  
Date: July 27, 2023

**Shobhana Bhartia**  
(Chairperson, CSR Committee)

**Samudra Bhattacharya**  
(Chief Executive Officer)

## ANNEXURE - D TO BOARD'S REPORT

### Details pertaining to remuneration as required under Section 197(12) of the Companies Act, 2013 read with Rule 5(1) of the Companies (Appointment and Remuneration of Managerial Personnel) Rules, 2014

- (i) The ratio of remuneration of each Director to the median remuneration of the employees and percentage increase in remuneration of each Director and KMP viz. Chief Executive Officer, Chief Financial Officer and Company Secretary during the financial year ended on March 31, 2023, is as under –

| Name of Director and KMP                    | Designation             | Remuneration for FY-23 (₹ in Lacs) | % increase in remuneration in FY-23 | Ratio of remuneration of each Director to the median remuneration of the employees in FY-23 <sup>e</sup> |
|---|-------------------------|------------------------------------|-------------------------------------|--|
| Smt. Shobhana Bhartia                       | Non-Executive Director  | Not applicable                     | Not applicable                      | Not applicable   |
| Shri Ashwani Windlass                       | Independent Director    | 9.00 <sup>^^</sup>                 | (35.71%)                            | 1.57   |
| Dr. Mukesh Aghi <sup>&amp;</sup>            | Independent Director    | Nil                                | Not applicable                      | Not applicable   |
| Ms. Savitri Kunadi                          | Independent Director    | 7.00 <sup>^^</sup>                 | (41.67%)                            | 1.22   |
| Shri Sameer Singh                           | Independent Director    | 8.00 <sup>^^</sup>                 | Not Comparable <sup>#</sup>         | 1.40   |
| Shri Shamit Bhartia                         | Non-Executive Director  | Not applicable                     | Not applicable                      | Not applicable   |
| Shri Priyavrat Bhartia                      | Non-Executive Director  | Not applicable                     | Not applicable                      | Not applicable   |
| Shri Praveen Someshwar                      | Managing Director       | 821.60                             | 18.55%                              | 143.38   |
| Shri Samudra Bhattacharya                   | Chief Executive Officer | 526.26                             | 34.02%                              | Not applicable   |
| Shri Anup Sharma <sup>*</sup>               | Chief Financial Officer | 84.90                              | Not Comparable <sup>##</sup>        | Not applicable   |
| Shri Punit Kumar Chellaramani <sup>**</sup> | Company Secretary       | 41.42                              | Not Comparable <sup>##</sup>        | Not applicable   |

<sup>e</sup>Median remuneration of employees during FY-23 was ₹ 5.73 Lacs

<sup>^^</sup>Sitting fee paid for attending Board/Committee meetings

<sup>&</sup>Voluntarily foregone sitting fee for FY-23

<sup>\*</sup>Appointed as Chief Financial Officer of the Company w.e.f. August 04, 2022

<sup>\*\*</sup>Appointed as Company Secretary and Compliance officer w.e.f. April 04, 2022

<sup>#</sup>Remuneration not comparable as Shri Sameer Singh was appointed as an Independent Director (Non-Executive) by the Board w.e.f. December 28, 2021

<sup>##</sup>Remuneration not comparable owing to appointment during FY-23

Note: (a) Perquisites have been valued as per the Income Tax Act, 1961

(b) Save and except the above, no remuneration was paid during FY-23 to Directors and KMP

- (ii) There was an increase of 10.30% in the median remuneration of employees of the Company in FY-23.
- (iii) As on March 31, 2023, there were 1138 permanent employees on the rolls of the Company.
- (iv) Average percentage increase in remuneration of employees, other than managerial personnel, during FY-23 is 9.60%. During the same period, the average percentage change in remuneration of managerial personnel is given in table above.
- (v) It is hereby affirmed that the remuneration is as per the Remuneration Policy of the Company.

For and on behalf of the Board

**(Shobhana Bhartia)**

Chairperson

DIN: 00020648

Place: New Delhi  
Date: July 27, 2023

## ANNEXURE - E TO BOARD'S REPORT

Information on conservation of energy, technology absorption, foreign exchange earnings & outgo as per section 134(3)(m) of the Companies Act, 2013 read with Rule 8(3) of the Companies (Accounts) Rules, 2014

### (A) Conservation of energy -

#### (i) Steps taken or impact on conservation of energy:

- Energy saving initiatives taken during earlier years was further progressed during FY-23. At present, 100% of the lighting across all print locations have been converted to LED. Internal energy audit in factories has been taken up and various energy saving projects (*Major projects – VFD on ETP blower, VFD on compressor & optimization of compressor operations, enabled power saving mode on machine & conservation of energy by operational control of air compressor, CTP, Lighting, ETP, air conditioning, machine chiller*) were identified and implemented during the year. These projects delivered the savings of ₹ 26 Lacs/year.
- Rationalized utilities running only during the machine run.
- Identifying and taking actions to avoid energy wastage across factories & offices.

#### (ii) Steps taken by the company for utilizing alternate sources of energy:

The Company is in the process of identifying further opportunities to use of green energy by installing rooftop solar project at various locations like Kanpur, Gaya, Dehradun, Haldwani based on feasibility studies.

#### (iii) Capital investment on energy conservation equipment's:

In line with Company's strategy to optimise energy conservation a sum of ₹ 15 Lacs was spent to provide SVG system at Varanasi & Patna locations.

### (B) Technology absorption -

(i) **Efforts made towards technology absorption:** SVG system for power factor improvement at Varanasi and Patna location

(ii) **Benefits derived like product improvement, cost reduction, product development or import substitution:** ₹10 Lacs / annum

(iii) **In case of imported technology (imported during the last three years reckoned from the beginning of the financial year):**

- |  |       |
|--|-------|
| a) Details of technology imported:   | } Nil |
| b) Year of import:   |       |
| c) Whether the technology being absorbed:  |       |
| d) If not fully absorbed, areas where absorption has not taken place, and the reasons thereof: |       |

(iv) **Expenditure incurred on Research and Development:**  
Nil

### (C) Foreign exchange earnings and outgo -

- Foreign Exchange earned in terms of actual inflows during the year: ₹ 46 Lacs
- Foreign Exchange outgo during the year in terms of actual outflows: ₹ 1,530 Lacs

For and on behalf of the Board

Place: New Delhi  
Date: July 27, 2023

**(Shobhana Bhartia)**  
Chairperson  
DIN: 00020648



## ANNEXURE - F TO BOARD'S REPORT

### Compliance Certificate

[Pursuant to Regulation 34(3) read with Schedule V Para E of the Securities and Exchange Board of India (Listing Obligations and Disclosure Requirements) Regulations, 2015]

To,  
The Members

**Hindustan Media Ventures Limited**

CIN: L21090BR1918PLC000013

Regd. Off.: Budh Marg, P.S. Kotwali Patna,

Bihar - 800001

We have examined the compliance of conditions of Corporate Governance by **Hindustan Media Ventures Limited** (hereinafter referred to as 'the Company'), having its Registered Office situated at Budh Marg, P.S. Kotwali Patna, Bihar-800001 and Corporate Office situated at Hindustan Times House (2<sup>nd</sup> Floor), 18-20, Kasturba Gandhi Marg, New Delhi-110001, for the financial year ended on March 31, 2023, as stipulated in the relevant provisions of the Securities and Exchange Board of India (Listing Obligations and Disclosure Requirements) Regulations, 2015, as amended from time to time (hereinafter referred to as "SEBI (LODR), 2015").

The compliance of conditions of Corporate Governance is the ultimate responsibility of the Management. Our examination was limited to a review of procedures and implementation thereof, adopted by the Company for ensuring compliance with the conditions of Corporate Governance. It is neither an audit nor an expression of opinion on the financial statements of the Company.

In our opinion and to the best of our information and according to the explanations given to us, we certify that the Company has generally complied with the conditions of Corporate Governance as stipulated in the above-mentioned SEBI (LODR), 2015.

We further state that this certificate is neither an assurance as to the future viability of the Company nor of the efficiency or effectiveness with which the Management has conducted the affairs of the Company.

For **RMG & Associates**

Company Secretaries

Firm Registration No. P2001DE016100

Peer Review No. : 734/2020

Place: New Delhi

Date: July 27, 2023

UDIN: F005123E000697826

**CS Manish Gupta**

Partner

FCS: 5123; C.P. No.: 4095

# REPORT ON CORPORATE GOVERNANCE

## COMPANY'S CORPORATE GOVERNANCE PHILOSOPHY

In your Company, Corporate Governance embraces the tenets of trusteeship, accountability and transparency. Adherence to each of these principles has set a culture in the Company, wherein good Corporate Governance underlines interface with all stakeholders. In addition to compliance with regulatory requirements, the Company endeavours to ensure that highest standards of ethical and responsible conduct are met across the organisation. With this belief, the Company has implemented various measures for balanced care of all stakeholders.

A report on Corporate Governance, in accordance with the Securities and Exchange Board of India (Listing Obligations and Disclosure Requirements) Regulations, 2015 ('SEBI Listing Regulations'), is outlined below.

## BOARD OF DIRECTORS

### Composition of the Board

As on March 31, 2023, the Board of Directors comprised of Eight Directors, including three Non-Executive Non-Independent Directors, four Independent Directors and one Executive Director. The Chairperson of the Board is Non-Executive Director (Promoter). The Company also has one Woman Director (Independent) on the Board. The composition of the Board is in conformity with Regulation 17 of SEBI Listing Regulations.

The composition of the Board of Directors as on March 31, 2023, is as follows:

| Name of the Director                           | Date of first appointment | Relationship between Directors, <i>inter-se</i>                    | Director Identification Number (DIN) |
|--|---------------------------|--|--------------------------------------|
| <b>NON-EXECUTIVE NON-INDEPENDENT DIRECTORS</b> |                           |  |                                      |
| Smt. Shobhana Bhartia<br>(Chairperson)         | January 06, 2010          | Mother of Shri Priyavrat Bhartia and Shri Shamit Bhartia           | 00020648                             |
| Shri Priyavrat Bhartia                         | August 27, 2010           | Son of Smt. Shobhana Bhartia and Brother of Shri Shamit Bhartia    | 00020603                             |
| Shri Shamit Bhartia                            | December 19, 2011         | Son of Smt. Shobhana Bhartia and Brother of Shri Priyavrat Bhartia | 00020623                             |
| <b>INDEPENDENT DIRECTORS</b>                   |                           |  |                                      |
| Shri Ashwani Windlass                          | February 22, 2010         | None   | 00042686                             |
| Dr. Mukesh Aghi                                | June 21, 2015             | None   | 00292205                             |
| Ms. Savitri Kunadi                             | May 09, 2019              | None   | 00958901                             |
| Shri Sameer Singh*                             | December 28, 2021         | None   | 08138465                             |
| <b>MANAGING DIRECTOR</b>                       |                           |  |                                      |
| Shri Praveen Someshwar**                       | August 01, 2018           | None   | 01802656                             |

\*Shri Sameer Singh has been regularized as an Independent Director (Non-Executive) w.e.f. December 28, 2021 till November 30, 2026, by the Shareholder at the Annual General Meeting (AGM) held on September 21, 2022

\*\* The Board of Directors upon recommendation of the Nomination and Remuneration Committee, at its meeting held on May 16, 2023 has accorded its approval to re-appoint Shri Praveen Someshwar as a Managing Director for a period of 5 (five) years w.e.f. August 01, 2023 till July 31, 2028, subject to approval from Members at the ensuing AGM.

None of the Non-Executive Directors hold shares of the Company as on March 31, 2023.

Further, none of the Directors on the Board have been debarred or disqualified from being appointed or continuing as director of a Company by Securities and Exchange Board of India ('SEBI')/Ministry of Corporate Affairs or any other statutory authority. The certificate of RMG & Associates, Company Secretaries, certifying the same, is appearing as "Annexure – I".

The Directors hold qualifications and possess requisite skills, expertise, competence and experience in general corporate management, finance, legal, banking, economics and other allied fields, which enable them to effectively contribute to the Company. Brief profile of the Directors is available on the Company's website at <http://www.hmvl.in/management.html>.

## Matrix setting out the core skills/ expertise/ competence of the Board

A matrix setting out the skills/ expertise/ competencies of individual Directors is given below:

| Area of skill/ expertise  | Board of Directors as on March 31, 2023 |                        |                     |                       |                 |                    |                   |                        |
|---|---|------------------------|---------------------|-----------------------|-----------------|--------------------|-------------------|------------------------|
|   | Smt. Shobhana Bhartia                   | Shri Priyavrat Bhartia | Shri Shamit Bhartia | Shri Ashwani Windlass | Dr. Mukesh Aghi | Ms. Savitri Kunadi | Shri Sameer Singh | Shri Praveen Someshwar |
| <b>Part A - Industry knowledge/ experience</b>  |   |                        |                     |                       |                 |                    |                   |                        |
| Knowledge of Media & Entertainment Industry   | ✓                                       | ✓                      | ✓                   | ✓                     | ✓               | ✓                  | ✓                 | ✓                      |
| Understanding of laws, rules, regulations and policies applicable to Media & Entertainment Industry | ✓                                       | ✓                      | ✓                   | ✓                     | ✓               | ✓                  | ✓                 | ✓                      |
| <b>Part B - Technical skills/ experience</b>  |   |                        |                     |                       |                 |                    |                   |                        |
| General management  | ✓                                       | ✓                      | ✓                   | ✓                     | ✓               | ✓                  | ✓                 | ✓                      |
| Accounting and finance  | ✓                                       | ✓                      | ✓                   | ✓                     | ✓               | ✓                  | ✓                 | ✓                      |
| Strategic planning/ business development  | ✓                                       | ✓                      | ✓                   | ✓                     | ✓               | ✓                  | ✓                 | ✓                      |
| Information technology  | ✓                                       | ✓                      | ✓                   | ✓                     | ✓               | ✓                  | ✓                 | ✓                      |
| Talent management   | ✓                                       | ✓                      | ✓                   | ✓                     | ✓               | ✓                  | ✓                 | ✓                      |
| Compliance & risk management  | ✓                                       | ✓                      | ✓                   | ✓                     | ✓               | ✓                  | ✓                 | ✓                      |
| <b>Part C - Behavioural competencies</b>  |   |                        |                     |                       |                 |                    |                   |                        |
| Integrity and ethical standards   | ✓                                       | ✓                      | ✓                   | ✓                     | ✓               | ✓                  | ✓                 | ✓                      |
| Decision making   | ✓                                       | ✓                      | ✓                   | ✓                     | ✓               | ✓                  | ✓                 | ✓                      |
| Problem solving skills  | ✓                                       | ✓                      | ✓                   | ✓                     | ✓               | ✓                  | ✓                 | ✓                      |

## Directors' attendance and Directorships held

Four Board meetings were held during the financial year ended on March 31, 2023, details whereof are as follows:

| Date of Board meetings | Board strength | Number of Directors present | Number of Independent Directors present |
|------------------------|----------------|-----------------------------|---|
| May 26, 2022           | 8              | 7                           | 4 out of 4                              |
| August 04, 2022        | 8              | 8                           | 4 out of 4                              |
| November 02, 2022      | 8              | 8                           | 4 out of 4                              |
| February 13, 2023      | 8              | 7                           | 4 out of 4                              |

Attendance record of Directors at the above Board meetings and details of other directorships/ committee positions held by them as on March 31, 2023 in Indian public limited companies, are as follows:

| Name of the Director   | No. of Board meetings attended during FY-23 | No. of other Directorships held | Committee position held in other companies <sup>^</sup> |        | Directorships held in other listed companies and category          |
|------------------------|---|---------------------------------|---|--------|--|
|                        |   |                                 | Chairperson   | Member |  |
| Smt. Shobhana Bhartia  | 4   | 6                               | 1   | 1      | (i) HT Media Limited<br><i>Executive Director (Chairperson)</i>    |
| Shri Priyavrat Bhartia | 3   | 7                               | –   | 4      | (i) HT Media Limited<br><i>Non-Executive Director</i>              |
|                        |   |                                 |   |        | (ii) Jubilant Ingrevia Limited<br><i>Non-Executive Director</i>    |
|                        |   |                                 |   |        | (iii) Jubilant Industries Limited<br><i>Non-Executive Director</i> |
|                        |   |                                 |   |        | (iv) Digicontent Limited<br><i>Non-Executive Director</i>          |
|                        |   |                                 |   |        | (v) Jubilant Pharmova Limited<br><i>Non-Executive Director</i>     |
| Shri Shamit Bhartia    | 3   | 6                               | –   | 2      | (i) HT Media Limited<br><i>Non-Executive Director</i>              |
|                        |   |                                 |   |        | (ii) Jubilant Foodworks Limited<br><i>Non-Executive Director</i>   |
|                        |   |                                 |   |        | (iii) Jubilant Industries Limited<br><i>Non-Executive Director</i> |
| Shri Ashwani Windlass  | 4   | 4                               | 2   | 3      | (i) Bata India Limited<br><i>Independent Director</i>              |
|                        |   |                                 |   |        | (ii) Vodafone Idea Limited<br><i>Independent Director</i>          |
|                        |   |                                 |   |        | (iii) Jubilant Foodworks Limited<br><i>Independent Director</i>    |
| Dr. Mukesh Aghi        | 4   | –                               | –   | –      | –  |
| Ms. Savitri Kunadi     | 4   | –                               | –   | –      | –  |
| Shri Sameer Singh      | 4   | 2                               | 2   | 2      | (i) Next Mediaworks Limited<br><i>Independent Director</i>         |
| Shri Praveen Someshwar | 4   | 6                               | 1   | 7      | (i) HT Media Limited<br><i>Managing Director &amp; CEO</i>         |
|                        |   |                                 |   |        | (ii) Next Mediaworks Limited<br><i>Non-Executive Director</i>      |
|                        |   |                                 |   |        | (iii) Digicontent Limited<br><i>Non-Executive Director</i>         |

<sup>^</sup>Only Audit Committee and Stakeholders' Relationship Committee of public limited companies have been considered (excluding foreign companies, private limited companies and companies under Section 8 of the Companies Act, 2013 ('Act')).

The number of Directorships, Committee membership(s)/ Chairmanship(s) of the Directors are within respective limits prescribed under the Act and SEBI Listing Regulations.

All the Directors attended the last Annual General Meeting of Members of the Company held on September 21, 2022 through video conferencing except Smt. Shobhana Bhartia, Chairperson, Dr. Mukesh Aghi, Independent Director and Shri Priyavrat Bhartia, Non-Executive Director.

## Board procedure

Detailed agenda notes, setting out the business(es) to be transacted at Board/Committee meeting(s) are supplied in advance, and decisions are taken after due deliberations. In case where it is not practicable to forward the relevant document(s) with the agenda papers, the same are circulated before the meeting or placed at the meeting. Also, document(s) containing Unpublished Price Sensitive Information (UPS) are circulated to the Board and Committee Members, at a shorter notice, as per the general consent granted by the Board. The Directors are provided with video-conferencing facility to enable them to join Board/Committee meeting(s).

Quality debates and participation by all Directors and Invitees are encouraged at Board/Committee meetings. The Board engages with the management during business reviews, and provides constructive suggestions and guidance on various issues, including strategy, as required from time to time.

In order to meet business exigencies, matters which required board/ committee approval, were approved by way of resolution(s) passed by circulation, which is permissible by law to be passed as such.

The Board gives due attention to governance and compliance related issues, including the efficacy of systems of internal financial controls, risk management, avoidance of conflict of interest, and redressal of employee/ stakeholder grievances, among others.

In line with Para 4 of Schedule B of SEBI (Prohibition of Insider Trading) Regulations, 2015, it is the endeavour of the Company that the gap between the recommendation of financials/ accounts by audit committee and approval at the board meeting is as narrow as possible.

The information provided to the Board from time to time, *inter-alia*, include the item(s) mentioned under Regulation 17(7) read with Schedule II of SEBI Listing Regulations.

## Details of remuneration paid to Directors

During the financial year ended on March 31, 2023, the Independent Directors were paid sitting fee @ ₹ 1,00,000/- and ₹ 50,000/- per Board and Committee meeting, respectively. The details of sitting fee paid during FY-23 are as under:

| Name of the Director  | (₹ in Lacs) |
|-----------------------|-------------|
|                       | Amount      |
| Shri Ashwani Windlass | 9.00        |
| Dr. Mukesh Aghi*      | Nil         |
| Ms. Savitri Kunadi    | 7.00        |
| Shri Sameer Singh     | 8.00        |

\*Voluntarily foregone sitting fee

**Note:** No commission was paid to the Directors during FY-23.

Details of remuneration paid to Shri Praveen Someshwar (Managing Director) during the financial year ended on March 31, 2023, are as under:

| Salary & Allowances    | (₹ in Lacs)         |             |                     |        |
|------------------------|---------------------|-------------|---------------------|--------|
|                        | Salary & Allowances | Perquisites | Retirement benefits | Total  |
| Shri Praveen Someshwar | 776.45              | 19.90       | 25.25               | 821.60 |

**Notes:**

- 1) *Retirement benefits include contribution to Provident Fund*
- 2) *Perquisites includes car, telephone, medical reimbursements, club fee etc., calculated as per Income Tax rules*
- 3) *Remuneration excludes provision for leave encashment and gratuity*
- 4) *There is no separate provision for payment of severance fees*
- 5) *The above remuneration of Shri Praveen Someshwar includes ₹ 4.92 Crore of variable pay for previous years, which is linked to his personal performance and contribution for the said financial year*

The criteria of making payment to Non-Executive Director(s) forms part of the Remuneration Policy of the Company. Remuneration Policy is available on the Company's website at [http://www.hmvl.in/pdf/Remuneration\\_Policy.pdf](http://www.hmvl.in/pdf/Remuneration_Policy.pdf)

Further, none of the Non-Executive Directors had any material pecuniary relationship or transaction vis-à-vis the Company, during the year under review, other than payment of sitting fee as mentioned above.

**BOARD COMMITTEES**

As at the year end, following six standing committees of the Board of Directors were in place, which were delegated requisite powers to discharge their functions. These committees are as follows:

- (a) Audit Committee;
- (b) Stakeholders' Relationship Committee;
- (c) Nomination & Remuneration Committee;
- (d) Corporate Social Responsibility (CSR) Committee;
- (e) Risk Management Committee; and
- (f) Investment & Banking Committee

The terms of reference, composition of these committees, date on which meetings were held during the financial year 2022-23 and attendance of Directors thereat, are given hereunder.

**(a) Audit Committee**

Audit Committee of the Board of Directors comprises four members, including three Independent Directors. The Audit Committee acts as the link between the Statutory & Internal Auditors and the Board of Directors of the Company.

The terms of reference of the Audit Committee are in accordance with the Act and SEBI Listing Regulations which includes, *inter-alia*, oversight of Company's financial reporting process and disclosure of financial information to ensure that the financial statements are correct, sufficient and credible; recommending the appointment, re-appointment, remuneration and terms of appointment of auditors and approval of payment for other services rendered by statutory auditor; reviewing with the management quarterly results and annual financial statements before submission to the Board for approval; approval or subsequent modification of transactions with related parties; review and monitor the auditor's independence and performance and effectiveness of audit process; scrutiny of inter-corporate loans and investments; valuation of undertakings or assets of the Company, whenever it is necessary; evaluation of internal financial controls and risk management system; reviewing with the management, performance of statutory & internal auditors and adequacy of the internal control systems; and reviewing the functioning of the whistle blower mechanism.

During the financial year ended on March 31, 2023, four meetings of the Audit Committee were held. The composition of Audit Committee, date on which the meetings were held and details of attendance of Directors at the said meetings are enumerated in the below table:

| Name of the Director                | Category             | Attendance at the meetings held on |            |            |            |
|-------------------------------------|----------------------|------------------------------------|------------|------------|------------|
|                                     |                      | 26.05.2022                         | 04.08.2022 | 02.11.2022 | 13.02.2023 |
| Shri Ashwani Windlass<br>(Chairman) | Independent Director | √                                  | √          | √          | √          |
| Ms. Savitri Kunadi                  | Independent Director | √                                  | √          | √          | √          |
| Shri Sameer Singh                   | Independent Director | √                                  | √          | √          | √          |
| Shri Praveen Someshwar              | Managing Director    | √                                  | √          | √          | √          |

Chairman of Audit Committee is an Independent Director who has accounting and related financial management expertise.

All the members of Audit Committee are financially literate. The Committee also fulfils the criteria of two-third of its members being Independent Directors.

Chief Executive Officer, Chief Financial Officer and Internal Auditor also attended the meetings of Committee as invitees. Representatives of Statutory Auditor are permanent invitees to the meetings of Committee.

Company Secretary acts as Secretary to the Committee.

## (b) Stakeholders' Relationship Committee (SRC)

SRC of the Board of Directors comprises three Directors. Chairperson of the Committee is an Independent Director.

The terms of reference of SRC are in accordance with the Act and SEBI Listing Regulations, as amended. The role of SRC include, *inter-alia*, resolving grievances of the security holders of the Company including complaints related to transfer/ transmission of shares, non-receipt of annual report, non-receipt of declared dividends, issue of new/ duplicate certificates, general meetings etc; review of measures taken for effective exercise of voting rights by shareholders; review of adherence to the service standards adopted by the Company in respect of various services rendered by the Registrar & Share Transfer Agent; review of the various measures and initiatives taken by the Company for reducing the quantum of unclaimed dividends and ensuring timely receipt of dividend warrants/ annual reports/ statutory notices by the shareholders of the Company.

During the financial year ended on March 31, 2023, one meeting of SRC was held. The composition of SRC, date on which the meeting was held and detail of attendance of Directors at the said meeting are enumerated in the below table:

| Name of the Director                | Category               | Attendance at meeting held on<br>13.02.2023 |
|-------------------------------------|------------------------|---|
| Ms. Savitri Kunadi<br>(Chairperson) | Independent Director   | √   |
| Shri Priyavrat Bhartia              | Non-Executive Director | -   |
| Shri Praveen Someshwar              | Managing Director      | √   |

Shri Punit Kumar Chellaramani, Company Secretary is the Compliance Officer of the Company.

The status of investor complaints for FY-23 is as follows:

| Opening Balance   | Received | Resolved | Closing Balance |
|-------------------|----------|----------|-----------------|
| ←————— NIL —————→ |          |          |                 |

The status of investor complaints is reported to the Board of Directors from time to time.

**(c) Nomination & Remuneration Committee (NRC)**

NRC comprises three Non-Executive Directors. Chairman of NRC is an Independent Director.

The terms of reference of NRC are in accordance with the requirements of the Act and SEBI Listing Regulations, which include, *inter-alia*, identifying persons who are qualified to become directors and who may be appointed in senior management in accordance with the criteria laid down and recommend to the Board their appointment and removal; for appointment of IDs, evaluate balance of skill, knowledge and experience and prepare roles and capabilities; carry out evaluation of every director's performance; formulate the criteria for determining qualifications, positives attributes and independence of a director; recommend to the Board a policy, relating to the remuneration for the directors, key managerial personnel and other employees; and recommend to the Board all remuneration in whatever form, payable to Senior management.

Also, the Board of Directors has adopted the Remuneration Policy for Directors, Senior Management Personnel including Key Managerial Personnel and other employees. This Policy has been framed to attract, motivate and retain talent by offering an appropriate remuneration package, and also by way of providing a congenial & healthy work environment. The Remuneration Policy is available on the Company's website at [http://www.hmvl.in/pdf/Remuneration\\_Policy.pdf](http://www.hmvl.in/pdf/Remuneration_Policy.pdf)

The process followed for evaluation of performance of the Board, its committees, individual Directors (including Independent Directors) and the Chairperson for the financial year ended on March 31, 2023 along with criteria for the same, is outlined in the Board's Report.

During the financial year ended on March 31, 2023, three meetings of NRC were held. The composition of NRC, date on which the meetings were held and details of attendance of Directors at the said meetings are enumerated in the below table:

| Name of the Director                | Category               | Attendance at the meetings held on |            |            |
|-------------------------------------|------------------------|------------------------------------|------------|------------|
|                                     |                        | 26.05.2022                         | 29.07.2022 | 13.02.2023 |
| Shri Ashwani Windlass<br>(Chairman) | Independent Director   | √                                  | √          | √          |
| Smt. Shobhana Bhartia               | Non-Executive Director | -                                  | -          | -          |
| Dr. Mukesh Aghi                     | Independent Director   | √                                  | √          | √          |

**(d) Corporate Social Responsibility (CSR) Committee**

CSR Committee of Directors has been constituted as per Section 135 of the Act.

The terms of reference of the CSR Committee includes, *inter-alia*, formulation of CSR Policy along with the Annual Action Plan indicating the projects or programmes to be undertaken by the Company covered under Schedule VII of the Act; recommending to the Board the CSR Policy & amount of expenditure on CSR activities; and to monitor the CSR Policy of the Company from time to time.

During the financial year ended on March 31, 2023, no meeting of the CSR Committee was held, as matter requiring approval/recommendation/review of CSR Committee were transacted by way of resolution(s) passed by circulation. The composition of CSR Committee is enumerated in the below table:

| Name of the Director                   | Category               |
|--|------------------------|
| Smt. Shobhana Bhartia<br>(Chairperson) | Non-Executive Director |
| Ms. Savitri Kunadi                     | Independent Director   |
| Shri Priyavrat Bhartia                 | Non-Executive Director |



## (e) Risk Management Committee (RMC)

RMC was constituted with the responsibility to oversee risk assessment and mitigation process in the Company. During the financial year ended on March 31, 2023, two meetings of RMC were held. The composition of RMC Committee, date on which the meetings were held and details of attendance of Directors at the said meetings are enumerated in the below table:

| Name of the Director   | Category               | Attendance at meetings held on |            |
|------------------------|------------------------|--------------------------------|------------|
|                        |                        | 27.09.2022                     | 22.03.2023 |
| Shri Ashwani Windlass  | Independent Director   | √*                             | √          |
| Shri Shamit Bhartia    | Non-Executive Director | -                              | √          |
| Shri Praveen Someshwar | Managing Director      | √                              | √*         |

\* Elected as Chairman of the meeting

Company Secretary acts as Secretary to the Committee.

## (f) Investment & Banking Committee (IBC)

IBC of the Board has been entrusted with functions/ vested with powers relating to matters of banking & finance and investment transactions.

During the financial year ended on March 31, 2023, five meetings of IBC were held. The composition of IBC Committee, date on which the meetings were held and details of attendance of Directors at the said meetings are enumerated in the below table:

| Name of the Director                 | Category               | Attendance at the meetings held on |            |            |            |            |
|--------------------------------------|------------------------|------------------------------------|------------|------------|------------|------------|
|                                      |                        | 26.07.2022                         | 07.09.2022 | 18.10.2022 | 15.12.2022 | 17.01.2023 |
| Shri Priyavrat Bhartia<br>(Chairman) | Non-Executive Director | √                                  | -          | √          | -          | -          |
| Shri Sameer Singh                    | Independent Director   | -                                  | √          | -          | √          | √          |
| Shri Praveen Someshwar               | Managing Director      | √                                  | √          | √          | √          | √          |

## SENIOR MANAGEMENT

The Senior Management of the Company includes the members of its core management team, officers and personnel at one level below the Chief Executive Officer, functional heads, the Company Secretary and the Chief Financial Officer.

During the year under review, there were two appointments and four cessations in the category of Senior Management. This includes appointment of Shri Punit Kumar Chellaramani as Company Secretary & Compliance Officer w.e.f. April 04, 2022 and Shri Anup Sharma as Chief Financial Officer w.e.f. August 04, 2022 and resignation of Shri Sandeep Gulati as Chief Financial Officer w.e.f. June 24, 2022.

## GENERAL BODY MEETINGS

Details of date, time and venue of last three Annual General Meetings are as under:

| Date & Time                  | September 21, 2022 at 11:00 A.M. (IST)  | September 24, 2021 at 11:00 A.M. (IST)   | September 14, 2020 at 11:00 A.M. (IST) |
|------------------------------|---|--|--|
| Venue                        | Meeting conducted through Video Conferencing and Other Audio-Visual Means                                     |  |  |
| Special Resolution(s) Passed | Appointment of Shri Sameer Singh (DIN: 08138465) as an Independent Director, not liable to retire by rotation | Re-appointment of Ms. Savitri Kunadi (DIN: 00958901) as Independent Director, not liable to retire by rotation | None                                   |

No Extra-Ordinary General Meeting was held during last 3 years.

## Postal Ballot

During the year under review, no resolution was put through Postal Ballot. At present, no special resolution is proposed to be passed through Postal Ballot.

## DISCLOSURES

During the financial year ended on March 31, 2023, all transactions entered into with the Related Parties as defined under the Act, and Regulation 23 of SEBI Listing Regulations were in the ordinary course of business and on an arm's length terms, and they do not attract the provisions of Section 188 of the Act. The Company had entered into material related party transactions with HT Digital Streams Limited, fellow subsidiary, during the period under review and the same is not in conflict with the interest of the Company at large. The Audit Committee reviews the statement containing details of transactions with the related parties, on quarterly basis.

The required disclosures on related parties and transactions with them are appearing in Note nos. 34 and 34A of the Standalone Financial Statements. The Company has formulated the 'Policy on Materiality of and dealing with Related Party Transactions', which is available on the Company's website at [https://www.hmvl.in/pdf/policy\\_materiality\\_dealing\\_related\\_party\\_transactions\\_2022.pdf](https://www.hmvl.in/pdf/policy_materiality_dealing_related_party_transactions_2022.pdf)

No penalty or stricture was imposed on the Company by stock exchanges, SEBI or any other statutory authority, for non-compliance on any matter related to capital markets, during the last three years.

There is no agreement which either directly or indirectly or potentially or whose purpose and effect may impact the management or control of the Company.

The Company has prepared the financial statements to comply in all material aspects, with the Accounting Standards notified under Section 133 of the Act, read with Companies (Accounts) Rules 2014. The CEO/ CFO certificate in terms of Regulation 17(8) of SEBI Listing Regulations has been placed before the Board.

The Independent Directors have the requisite qualifications and experience which enable them to contribute effectively. Terms and conditions of appointment of Independent Directors are available on the Company's website at [http://www.hmvl.in/pdf/term-of\\_appointment.pdf](http://www.hmvl.in/pdf/term-of_appointment.pdf).

In the opinion of the Board, all the Independent Directors meet criteria of independence specified in the Act and SEBI Listing Regulations, and are independent of the management. Further, all the Independent Directors have confirmed that they have registered themselves with the databank maintained by the Indian Institute of Corporate Affairs in compliance of the provisions of Rule 6 of Companies (Appointment and Qualifications of Directors) Rules, 2014.

During the year under review, the Company has complied with all mandatory requirements of Corporate Governance as specified in sub-paras (2) to (10) of Part C of Schedule V of SEBI Listing Regulations, and disclosure on compliance with corporate governance requirements specified in Regulations 17 to 27 have been included in the relevant section of this report.

The Company has complied with some of the non-mandatory requirements of SEBI Listing Regulations on Corporate Governance. In the spirit of good corporate governance, the Company sends quarterly financial results via email to the Members whose email address is registered with Depository Participant(s)/ Company, after they are approved by the Board of Directors and disseminated to the stock exchanges. Chairperson's office is separate from that of the Chief Executive Officer.

The Whistle Blower Policy provides opportunity to the directors/ employees/ stakeholders of the Company to report concerns about unethical behaviour, actual or suspected fraud by any Director and/ or employee of the Company or any violation of the Company's Code of Conduct and any incident of leak or suspected leak of Unpublished Price Sensitive Information (UPS). The policy provides for adequate safeguards against victimization of the Whistle Blower. This Policy is available on the Company's website at [http://www.hmvl.in/pdf/Whistle\\_Blower\\_Policy\\_HMVL.pdf](http://www.hmvl.in/pdf/Whistle_Blower_Policy_HMVL.pdf). No person was denied access to the Audit Committee.

During the year under review, your Company has not raised any funds through preferential allotment or qualified institutional placement, as specified under Regulation 32(7A) of SEBI Listing Regulations.

During the year under review, all the recommendations of various committee(s) of directors have been duly accepted by the Board of Directors.

The subsidiary company viz. HT Noida (Company) Limited is Board managed, entrusted with the responsibility to manage the affairs in the best interest of the stakeholders. The Company has formulated the "Policy for determining Material Subsidiary(ies)" in compliance of SEBI Listing Regulations, which is available on the Company's website at [http://www.hmvl.in/pdf/Policy\\_for\\_determining\\_material\\_subsidiaries.pdf](http://www.hmvl.in/pdf/Policy_for_determining_material_subsidiaries.pdf)

During the year under review, neither the Company nor its subsidiary viz. HT Noida (Company) Limited "HTNL" has provided Loans and advances to firms/ companies in which directors of the Company and HTNL were interested.

## COMMODITY PRICE RISK/ FOREIGN EXCHANGE RISK AND HEDGING ACTIVITIES

The Company is exposed to commodity risk mainly due to newsprint. Details of exposure are given below:

| Commodity name   | Exposure towards the particular commodity (₹ in Lacs) | Exposure in quantity terms towards the particular commodity (MT) |
|------------------|---|--|
| <b>Newsprint</b> |   |  |
| Domestic         | 27,269  | 41,214   |
| Import           | 1,332   | 2,082  |
| <b>Total</b>     | <b>28,601</b>   | <b>43,296</b>  |

**Note:** No exposure hedged through commodity derivatives in both domestic and international market.

In the last couple of years, availability of newsprint was limited on account of significant capacity removals, port congestions, shipping constraints, huge order backlogs (arising out of COVID related restrictions) etc. This resulted in newsprint prices reaching all-time highs in Q1'FY-23. However, in the last few months, prices started to soften mainly due to weak global demand and better availability Ex Russia and Canada.

We adopted strategies in line with the market dynamics – early in the fiscal year, when availability was low and prices were increasing sharply, we maximized domestic sourcing and built strategic reserves to ensure seamless supplies, and to partially mitigate the cost impact. However, as the markets started to soften, we resorted to a consumption-based replenishment strategy and therefore, avoiding holding high-cost inventories and minimizing the working capital deployment.

Your Company uses derivative products to hedge its forex exposure against imports, loans, investments and other payables, whenever required. The Company does not have any major forex exposure on account of exports, receivable and other income. The particulars of sensitivity to foreign exchange exposures as on March 31, 2023 are disclosed in Note no. 38 of the Standalone Financial Statements.

## PREVENTION OF SEXUAL HARASSMENT OF WOMEN AT WORKPLACE

During the year under review, one complaint was filed which was under investigation as on March 31, 2023 under the Sexual Harassment of Women at Workplace (Prevention,

Prohibition and Redressal) Act, 2013. However, the same was redressed and closed during FY-24.

## FEE PAID TO STATUTORY AUDITOR

Details of fee paid/ payable by the Company and its subsidiaries to B S R and Associates, Chartered Accountants, the Statutory Auditor, and to all entities in the network firm/ network entity of which the statutory auditor is a part during FY-23 on a consolidated basis, are as follows:

| Particulars                         | (₹ in Lacs)<br>Amount* |
|-------------------------------------|------------------------|
| Audit Fee                           | 40.50                  |
| Limited Review of Quarterly Results | 27.00                  |
| Certification Fees                  | 4.50                   |
| <b>Total</b>                        | <b>72.00</b>           |

\*excluding applicable taxes and reimbursement of out of pocket expenses

## FAMILIARIZATION PROGRAM

Your Company has an induction and familiarization programme for Independent Directors. The Company, through such programme, familiarizes the Independent Directors with the background of the Company, nature of the industry in which it operates, business model, business operations etc. The programme also includes interactive sessions with senior leadership team for better understanding of business strategy, operational performance, product offerings, marketing initiatives etc. Details of familiarization programme for Independent Directors are available on the Company's website at [https://www.hmvl.in/pdf/Familiarisation\\_Programme\\_HMVL\\_FY-23.pdf](https://www.hmvl.in/pdf/Familiarisation_Programme_HMVL_FY-23.pdf)

## MEETING OF INDEPENDENT DIRECTORS

During the year, a meeting of Independent Directors was held on February 13, 2023 without the presence of Non-Independent Directors and Members of the management, wherein performance of Non-Independent Directors and the Board as a whole was evaluated. The Independent Directors at their meeting also reviewed the performance of the Chairperson after taking into account the views of other Directors. They also assessed the quality, quantity and timeliness of flow of information between the company management and the Board that is necessary for the Board to effectively and reasonably perform their duties.

## CODE OF CONDUCT

The Company has adopted a “Code of Conduct” governing the conduct of Directors and employees, which is available on the Company’s website at [http://www.hmvl.in/pdf/Code\\_of\\_Conduct\\_HMVL\\_2021.pdf](http://www.hmvl.in/pdf/Code_of_Conduct_HMVL_2021.pdf).

The Board Members and Senior Management Personnel are expected to adhere to the Code, and have accordingly, affirmed compliance of the same during FY-23. The declaration of CEO affirming compliance of the Code by the Board Members and Senior Management Personnel of the Company during FY-23, is appearing at the end of this report as “Annexure – II”.

## PROHIBITION OF INSIDER TRADING

In compliance of SEBI (Prohibition of Insider Trading) Regulations, 2015, the Company has in place, the “Code of Conduct to Regulate, Monitor and Report Trading by the Designated Persons” (‘Code’) and “Code for Fair Disclosure of Unpublished Price Sensitive Information”.

## CREDIT RATING

During the year under review, credit rating agency ICRA Limited has re-affirmed the rating of Commercial Paper Programme at (ICRA) A1+.

## MEANS OF COMMUNICATION

- **Financial results** - The quarterly, half yearly and annual financial results of the Company are published in ‘Hindustan’ (Hindi newspaper) and ‘Mint’ (English business newspaper). The financial results are also forwarded to the investors via e-mail, where e-mail address is available. Investors are encouraged to avail this service/ facility by providing their e-mail address to the Depository Participant (DP)/ Company. The Financial results are also filed electronically with BSE Limited (BSE) and National Stock Exchange of India Limited (NSE) as per SEBI Listing Regulations.
- **Company’s Website** - Important shareholders’ information such as Annual Report, financial results etc. are displayed on the Company’s website at [www.hmvl.in](http://www.hmvl.in).
- **Official news releases, presentations etc.** - Official news releases, shareholding pattern, press releases etc., are also available on the Company’s website at [www.hmvl.in](http://www.hmvl.in).

- **Stock Exchange filings** - All information are filed electronically on the portal of BSE and NSE.
- **Investor Conference Calls** - Every quarter, post announcement of financial results, conference calls are organised with institutional investors and analysts. These calls are usually attended by Group CFO, CFO and Head - Investor Relations. Transcripts of the calls are available on the Company’s website at [www.hmvl.in](http://www.hmvl.in).
- **Management Discussion and Analysis** - Management Discussion and Analysis covering the operations of the Company, forms part of this Annual Report.
- **Designated e-mail id** - The Company has a designated e-mail id viz. [hmvlinvestor@livehindustan.com](mailto:hmvlinvestor@livehindustan.com) for sending investor requests/ complaints.

## GENERAL SHAREHOLDER INFORMATION

### Forthcoming Annual General Meeting

|                             |  |
|-----------------------------|--|
| <b>Day, Date &amp; Time</b> | Tuesday, September 26, 2023 at 11:00 A.M. (IST)  |
| <b>Venue</b>                | AGM will be conducted via Video Conferencing/ Other Audio-Visual Means. For details, please refer the notice of AGM. |

As required under Regulation 36(3) of SEBI Listing Regulations and Secretarial Standard-2 (General Meetings), particulars of Directors seeking appointment/ re-appointment at this AGM are given in the Annexure to the notice of the AGM.

### Financial Year

April 1 of each year to March 31 of next year

### Financial Calendar (Tentative)

|   |                      |
|---|----------------------|
| Results for quarter ending June 30, 2023                            | End July, 2023       |
| Results for quarter and half-year ending September 30, 2023         | Start November, 2023 |
| Results for quarter and nine months period ending December 31, 2023 | Mid January, 2024    |
| Results for the quarter and year ending March 31, 2024              | End May, 2024        |
| Annual General Meeting  | Mid September, 2024  |

## Dividend

The Board of Directors did not recommend any dividend on the Equity Shares of the Company for the financial year ended on March 31, 2023.

## Share Transfer System

In terms of Regulation 40(1) of SEBI Listing Regulations, as amended, equity shares can be transferred only in dematerialized form. Members are advised, in their own interest, to dematerialise the shares held by them in physical form. Transfer of equity shares in electronic form is affected through the depositories i.e. National Securities Depository Limited (NSDL) and Central Depository Services India Limited (CDSL). Whereas, requests of dematerialization of shares (if any received) are processed within the time period prescribed under the law if all the documents are valid and in order.

The Board has authorized the Stakeholders' Relationship Committee to sub-delegate its powers to the Officers of the Company for prompt reply/ redressal of investor requests/ complaints.

As required under Regulation 40(9) of SEBI Listing Regulations, the Company obtains a certificate on annual basis from a Company Secretary-in-Practice, regarding share transfer formalities, which is filed with the stock exchanges.

## Unclaimed Dividend and Shares Transferred to Investor Education and Protection Fund ("IEPF")

Pursuant to the provisions of Section 124 of the Companies Act, 2013 read with the relevant rules made thereunder, during the Financial year ended on March 31, 2023, the Company transferred unpaid dividend of ₹ 87,601/- for the financial Year 2014-15 to IEPF and also transferred 121 nos. equity shares of the Company to the demat account of IEPF Authority in respect of which dividend was unpaid/ unclaimed for last seven years.

## Listing of Equity Shares on Stock Exchanges and Stock Codes

The Equity Shares of the Company are listed on the following Stock Exchanges:

| Name of the Stock Exchange  | Scrip Code/<br>Trading Symbol |
|---|-------------------------------|
| <b>BSE Limited (BSE)</b><br>Phiroze Jeejeebhoy Towers,<br>Dalal Street, Mumbai - 400 001  | 533217                        |
| <b>National Stock Exchange of India Limited (NSE)</b><br>Exchange Plaza, Bandra-Kurla Complex,<br>Bandra (East), Mumbai - 400 051 | HMVL                          |

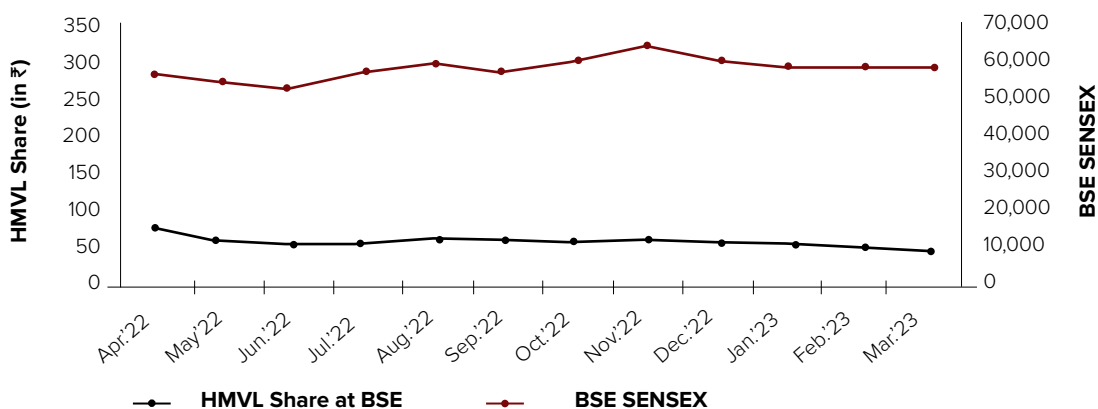
Annual listing fee for the financial year 2023-24 has been paid to both, BSE and NSE. The ISIN of the Equity Shares of the Company is 'INE871K01015'.

## Stock Price Data

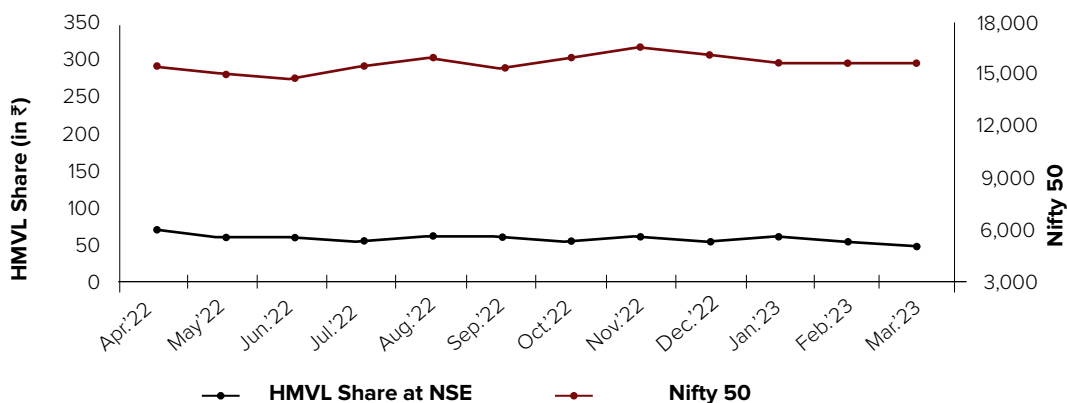
| Month   | BSE         |            |           |           | NSE         |            |           |           |
|---------|-------------|------------|-----------|-----------|-------------|------------|-----------|-----------|
|         | HMVL        |            | SENSEX    |           | HMVL        |            | NIFTY 50  |           |
|         | High (in ₹) | Low (in ₹) | High      | Low       | High (in ₹) | Low (in ₹) | High      | Low       |
| Apr:'22 | 78.55       | 62.40      | 60,845.10 | 56,009.07 | 78.45       | 61.80      | 18,114.65 | 16,824.70 |
| May:'22 | 71.55       | 56.10      | 57,184.21 | 52,632.48 | 71.80       | 54.95      | 17,132.85 | 15,735.75 |
| Jun:'22 | 59.40       | 47.95      | 56,432.65 | 50,921.22 | 59.05       | 47.80      | 16,793.85 | 15,183.40 |
| Jul:'22 | 55.70       | 49.70      | 57,619.27 | 52,094.25 | 55.95       | 49.75      | 17,172.80 | 15,511.05 |
| Aug:'22 | 64.70       | 51.10      | 60,411.20 | 57,367.47 | 64.85       | 51.00      | 17,992.20 | 17,154.80 |
| Sep:'22 | 64.60       | 54.65      | 60,676.12 | 56,147.23 | 64.80       | 54.30      | 18,096.15 | 16,747.70 |
| Oct:'22 | 59.00       | 50.50      | 60,786.70 | 56,683.40 | 58.95       | 51.30      | 18,022.80 | 16,855.55 |
| Nov:'22 | 61.50       | 50.00      | 63,303.01 | 60,425.47 | 61.50       | 49.95      | 18,816.05 | 17,959.20 |
| Dec:'22 | 61.70       | 50.45      | 63,583.07 | 59,754.10 | 61.80       | 50.35      | 18,887.60 | 17,774.25 |
| Jan:'23 | 58.00       | 49.15      | 61,343.96 | 58,699.20 | 58.00       | 49.10      | 18,251.95 | 17,405.55 |
| Feb:'23 | 54.00       | 48.70      | 61,682.25 | 58,795.97 | 54.15       | 48.55      | 18,134.75 | 17,255.20 |
| Mar:'23 | 53.75       | 41.00      | 60,498.48 | 57,084.91 | 54.30       | 41.25      | 17,799.95 | 16,828.35 |

## Performance in comparison to broad-based indices (month-end closing)

## Movement of HMVL Share Price at BSE during FY-23



## Movement of HMVL Share Price at NSE during FY-23



## Category of shareholders as on March 31, 2023

| Category   | No. of Equity Shares held | % of shareholding |
|--|---------------------------|-------------------|
| <b>Promoter &amp; Promoter Group (A)</b>         | <b>5,48,08,457</b>        | <b>74.40</b>      |
| <b>Public Shareholding (B)</b>                   |                           |                   |
| Foreign Portfolio Corp                           | 94,191                    | 0.13              |
| Non-Resident Indians                             | 3,09,325                  | 0.42              |
| Bodies Corporate (Indian & Foreign)              | 21,09,823                 | 2.86              |
| Public   | 1,42,48,139               | 19.34             |
| Clearing members                                 | 25,679                    | 0.03              |
| HUF  | 17,81,134                 | 2.42              |
| Investor Education and Protection Fund (IEPF)    | 64,614                    | 0.09              |
| <b>Total Public Shareholding (B)</b>             | <b>1,86,32,905</b>        | <b>25.29</b>      |
| <b>Non-Promoter Non-Public(C)</b>                |                           |                   |
| Trustee of HT Group Companies Stock Option Trust | 2,30,186                  | 0.31              |
| <b>Total Shareholding (A+B+C)</b>                | <b>7,36,71,548</b>        | <b>100.00</b>     |

## Distribution of shareholding by size as on March 31, 2023

| No. of Equity Shares held | No. of Shareholders* | % of total no. of shareholders | No. of Equity Shares held | % of total no. of shares |
|---------------------------|----------------------|--------------------------------|---------------------------|--------------------------|
| Upto 500                  | 20,985               | 84.97                          | 25,93,100                 | 3.52                     |
| 501 – 1,000               | 1,904                | 7.71                           | 15,15,387                 | 2.06                     |
| 1,001 – 5,000             | 1,495                | 6.05                           | 32,87,712                 | 4.46                     |
| 5,001 – 10,000            | 167                  | 0.68                           | 12,14,880                 | 1.65                     |
| 10,001 & above            | 145                  | 0.59                           | 6,50,60,469               | 88.31                    |
| <b>TOTAL</b>              | <b>24,696</b>        | <b>100.00</b>                  | <b>7,36,71,548</b>        | <b>100.00</b>            |

\*Pursuant to SEBI's circular, shareholding is consolidated on the basis of PAN and accordingly, number of shareholders stand reduced from 25,109 to 24,696 nos.

## Dematerialization of shares and liquidity as on March 31, 2023

| Category                            | No. of Equity Shares held | % of shareholding |
|-------------------------------------|---------------------------|-------------------|
| Equity Shares held in Demat form    | 7,36,71,537               | 100.00            |
| Equity Shares held in Physical form | 11                        | 0.00              |
| <b>TOTAL</b>                        | <b>7,36,71,548</b>        | <b>100.00</b>     |

## Number of outstanding GDRs/ ADRs/ Warrants or any convertible instruments

No GDRs/ ADRs/ Warrants or any convertible instruments have been issued by the Company during FY-23.

### Address for correspondence

Company Secretary  
Hindustan Media Ventures Limited

### Corporate Office

Hindustan Times House (2<sup>nd</sup> Floor),  
18-20, Kasturba Gandhi Marg,  
New Delhi - 110 001  
Tel: +91-11-6656 1234  
Fax: +91-11-6656 1270  
Email id: [hmvlinvestor@livehindustan.com](mailto:hmvlinvestor@livehindustan.com)  
Website: [www.hmvl.in](http://www.hmvl.in)

### Compliance Officer

Shri Punit Kumar Chellaramani, Company Secretary  
Tel: +91-11-6656 1234

### Registrar and Share Transfer Agent

KFin Technologies Limited  
**Unit:** Hindustan Media Ventures Limited  
Selenium Building, Tower B,  
Plot No. 31 & 32, Financial District,  
Nanakramguda, Serilingampally  
Hyderabad, Rangareddy, Telangana, India -500032

**Toll free no.:** 1800 309 4001

**WhatsApp Number:** +91-910 009 4099

**KPRISM (Mobile Application):** <https://kprism.kfintech.com/>

**E-mail id:** [einward.ris@kfintech.com](mailto:einward.ris@kfintech.com)

**Corporate Website:** <https://www.kfintech.com>

**Website:** <https://ris.kfintech.com>

**Investor Support Centre (DIY Link):** <https://ris.kfintech.com/clientservices/isc>

### Company Registration Details

The Company is registered with the office of Registrar of Companies, Bihar. Corporate Identification Number (CIN) allotted to the Company by Ministry of Corporate Affairs is **L21090BR1918PLC000013**.

### Compliance Certificate

The certificate dated July 27, 2023 of RMG & Associates, Company Secretaries, regarding compliance of conditions of 'Corporate Governance' as stipulated under Schedule V of SEBI Listing Regulations, is annexed to the Board's Report.

### Nomination facility

In terms of Section 72 of the Act, shareholders, in their own interest, register their nomination with Depository Participant or Registrar and Share Transfer Agent (RTA) of the Company in Form SH-13. The investors are requested to visit Company's website at [www.hmvl.in](http://www.hmvl.in) and website of RTA at [https://ris.kfintech.com/clientservices/isc/default.aspx#isc\\_download\\_hrd](https://ris.kfintech.com/clientservices/isc/default.aspx#isc_download_hrd) for downloading Form SH-13 and other Nomination and KYC related documents.

### Trading Suspension

During the year under review, the securities of the Company were not suspended from trading by SEBI and/ or stock exchanges.

### Plant Locations (as on March 31, 2023)

| City      | Address   |
|-----------|---|
| Patna     | Village - Bhagautipur, Near Shiwala chowk, Naubatpur Road, P.S - Shahpur, Danapur, Patna - 801503 |
| Ranchi    | 7, Kokar Industrial Area, PO & PS - Kokar, Ranchi – 834001  |
| Dhanbad   | Village Bhelatand, PO-Nagnagar, PS-Barbadda, Bhela Tand Road, Dhैया, Dhanbad – 826004             |
| Lucknow   | Pocket – 2, Vibhuti Khand, Gomti Nagar, Lucknow – 226010  |
| Varanasi  | Arazi no.603/5, Mauza-Koirajpur, Pargana – Athagawa, Tehsil Pindra, Varanasi – 221105             |
| Allahabad | F-1, Industrial Area, Naini, Allahabad – 211010   |
| Dehradun  | E-3 & 4, Selaqui Industrial Area, Selaqui, Dehradun – 248197                                      |
| Agra      | Plot No. 660/2, Shastripuram Crossing, Sikandra Artoni, Agra Mathura Road, Agra -282007           |
| Bareilly  | Plot Nos. 411, 412, 413, 424 & 425 Mathurapur, Rampur Road Bareilly – 243001                      |
| Meerut    | Khasra No. 592/3, Partapur By-pass, Opp. Kalka Dental College, Meerut – 250103                    |
| Moradabad | Mini Bypass, Lakri Fazalpur, Near Police Post, Moradabad – 244001                                 |

*Note: The above list does not include location(s) where printing of the Company's publications is done on job-work basis*



## ANNEXURE – I TO REPORT ON CORPORATE GOVERNANCE

### Certificate of Non-Disqualification of Directors

[Pursuant to Regulation 34(3) read with Schedule V Para C clause (10)(i) of the Securities and Exchange Board of India (Listing Obligations and Disclosure Requirements) Regulations, 2015]

To,  
The Members,  
**Hindustan Media Ventures Limited**  
CIN: L21090BR1918PLC000013  
Regd. Off.: Budh Marg, P.S. Kotwali Patna,  
Bihar - 800001

We have examined the relevant registers, records, forms, returns and disclosures received from the Directors of **Hindustan Media Ventures Limited**, having its Registered Office situated at Budh Marg, P.S. Kotwali Patna, Bihar -800001 and Corporate Office situated at Hindustan Times House (2<sup>nd</sup> Floor), 18-20, Kasturba Gandhi Marg, New Delhi -110001 (hereinafter referred as “the Company”) produced before us by the Company for the purpose of issuing this certificate, in pursuance of the provisions of Regulation 34(3) read with Schedule V Para C Sub clause 10(i) of the Securities and Exchange Board of India (Listing Obligations and Disclosure Requirements) Regulations, 2015, as amended from time to time.

In our opinion and to the best of our information and to the extent of accessibility of the data or information as available and according to the verifications (including Director Identification Number (“DIN”) status at the portal www.mca.gov.in) as considered necessary by us and explanations furnished to us by the Company and its officers, we hereby certify that none of the Directors on the Board of the Company, as stated below, for the financial year ended March 31, 2023, have been debarred or disqualified from being appointed or continuing as directors of companies by the Securities and Exchange Board of India, Ministry of Corporate Affairs or any other statutory authority.

| Sr. No. | Name of Director       | DIN      | Date of Appointment |
|---------|------------------------|----------|---------------------|
| 1.      | Smt. Shobhana Bhartia  | 00020648 | 06-01-2010          |
| 2.      | Shri Priyavrat Bhartia | 00020603 | 27-08-2010          |
| 3.      | Shri Ashwani Windlass  | 00042686 | 22-02-2010          |
| 4.      | Shri Shamit Bhartia    | 00020623 | 19-12-2011          |
| 5.      | Dr. Mukesh Aghi        | 00292205 | 21-06-2015          |
| 6.      | Shri Praveen Someshwar | 01802656 | 01-08-2018          |
| 7.      | Ms. Savitri Kunadi     | 00958901 | 09-05-2019          |
| 8.      | Shri Sameer Singh      | 08138465 | 28-12-2021          |

Ensuring the eligibility for the appointment/re-appointment/continuity of a Director on the Board of Directors of the Company is the ultimate responsibility of the management of the Company. Our responsibility is to express an opinion on the basis of the disclosures/information provided by the management of the company. This certificate is neither an assurance as to the future viability of the Company nor of the efficiency or effectiveness with which the management has conducted the affairs of the Company.

For **RMG & Associates**

Company Secretaries

Firm Registration No. P2001DE016100

Peer Review No.: 734/2020

Place: New Delhi  
Date: July 27, 2023  
UDIN: F005123E000697751

**CS Manish Gupta**  
Partner  
FCS: 5123; C.P. No.: 4095

# ANNEXURE – II TO REPORT ON CORPORATE GOVERNANCE

## Declaration of Compliance with ‘Code of Conduct’ of the Company

I, Samudra Bhattacharya, Chief Executive Officer of the Company, do hereby confirm that all the Board members and Senior Management Personnel of the Company have complied with the ‘Code of Conduct’ during the financial year ended 2022-23.

This declaration is based on and is in pursuance of the individual affirmations received in writing from the Board members and the Senior Management Personnel of the Company.

**(Samudra Bhattacharya)**

Chief Executive Officer

Place: New Delhi

Date: May 01, 2023

# Standalone

## Financial Statements



# Independent Auditor's Report

To the Members of **Hindustan Media Ventures Limited**

## Report on the Audit of the Standalone Financial Statements

### Opinion

We have audited the standalone financial statements of Hindustan Media Ventures Limited (the "Company") which comprise the standalone balance sheet as at 31 March 2023, and the standalone statement of profit and loss (including other comprehensive income), standalone statement of changes in equity and standalone statement of cash flows for the year then ended, and notes to the standalone financial statements, including a summary of significant accounting policies and other explanatory information.

In our opinion and to the best of our information and according to the explanations given to us, the aforesaid standalone financial statements give the information required by the Companies Act, 2013 "Act" in the manner so required and give a true and fair view in conformity with the accounting principles generally accepted in India, of the state of affairs of the Company as at 31 March 2023, and its loss and other comprehensive loss, changes in equity and its cash flows for the year ended on that date.

### Basis for Opinion

We conducted our audit in accordance with the Standards on Auditing (SAs) specified under Section 143(10) of the Act. Our responsibilities under those SAs are further described in the Auditor's Responsibilities for the Audit of the Standalone Financial Statements section of our report. We are independent of the Company in accordance with the Code of Ethics issued by the Institute of Chartered Accountants of India together with the ethical requirements that are relevant to our audit of the standalone financial statements under the provisions of the Act and the Rules thereunder, and we have fulfilled our other ethical responsibilities in accordance with these requirements and the Code of Ethics. We believe that the audit evidence obtained by us is sufficient and appropriate to provide a basis for our opinion on the standalone financial statements.

### Key Audit Matter(s)

Key audit matters are those matters that, in our professional judgement, were of most significance in our audit of the standalone financial statements of the current period. These matters were addressed in the context of our audit of the standalone financial statements as a whole, and in forming our opinion thereon, and we do not provide a separate opinion on these matters.

## Revenue from Operations

See Note 19 to standalone financial statements

| The key audit matter  | How the matter was addressed in our audit  |
|---|--|
| <p>As disclosed in Note 19 to the standalone financial statements, the Company's revenue from 'Sale of newspaper and publications' and 'Advertisement revenue' for the year ended 31 March 2023 were Rs. 18,253 lakhs and Rs. 47,644 lakhs, respectively.</p> <p>Revenue is recognized upon transfer of control of promised services / goods to the customers and when it is "probable" that the Company will collect the consideration.</p> <p>In specific revenue from advertisement and circulation is recognized when the advertisement is published and newspaper is delivered to the distributor.</p> <p>There is a risk during the year and at the end of the year, of revenue being recognized for goods / services before the goods / services are delivered to the customer or revenue is not recorded in the correct accounting period.</p> <p>There is presumption of fraud risk with regard to revenue recognition as per the Standards on Auditing. Also, revenue is one of the key performance indicators of the Company which makes it susceptible to misstatement.</p> | <p>Our audit procedures included:</p> <ul style="list-style-type: none"> <li>- Assessed the Company's accounting policy for revenue recognition as per the relevant accounting standard;</li> <li>- Tested design, implementation and operating effectiveness of key controls in relation to revenue recognition including general IT controls and IT application controls over recognition of revenue;</li> <li>- Performed detailed testing by selecting samples of revenue transactions recorded during and after the year. For such samples, verified the underlying documents to assess revenue recognition as per the accounting policy in the correct accounting year;</li> <li>- Tested sample journal entries for revenue recognized during the year, selected based on specified risk-based criteria, to identify unusual transactions.</li> </ul> |

## Impairment testing of property, plant and equipment

See Note 3 to standalone financial statements

| The key audit matter  | How the matter was addressed in our audit  |
|---|--|
| <p>The Company is engaged in printing and publishing of newspapers and periodicals through various plants operated in India.</p> <p>The carrying value of such property, plant and equipment amounts to Rs. 10,434 lakhs as at 31 March 2023.</p> <p>The Company periodically assess whether there is any indication that such property, plant and equipment at cash generating unit (CGU) level may be impaired. If any such indication exists, the Company estimates the recoverable amount of these assets and if the recoverable amount is less than its carrying amount, the carrying amount is reduced to its recoverable amount. That reduction is recorded as impairment loss.</p> <p>The recoverable amount of the CGU which is based on cash flow model value in use “VIU”, has been derived from discounted cash flow model. The model involves subjectivity and judgement in determination of key assumptions used.</p> <p>Considering the inherent uncertainty, complexity and judgment involved and the significance of the value of the assets, impairment assessment of above-mentioned assets has been considered as a key audit matter.</p> | <p>Our audit procedures included:</p> <ul style="list-style-type: none"> <li>- Assessed the Company’s identification of CGU with reference to the guidance in the applicable accounting standards;</li> <li>- Tested design, implementation and operating effectiveness of key controls over the impairment assessment process.</li> <li>- We assessed the value in use (VIU) as determined by the Company as under:</li> <li>- Assessed the method of determining VIU and key assumptions used therein through historical information, budgets / projections, and other relevant information.</li> <li>- Challenged the key assumptions and judgements within the build-up and methodologies used by the Company.</li> <li>- Assessed the sensitivity of the outcome of impairment assessment to changes in key assumptions.</li> </ul> |

## Investment in equity instruments, warrants, preference shares and debt instruments carried at fair value

See Note 6B to standalone financial statements

| The key audit matter   | How the matter was addressed in our audit  |
|--|--|
| <p>The Company’s carrying value of such investment in securities is Rs. 22,637 lakhs as at 31 March 2023. A fair value gain / (loss) of Rs. (1,519) lakhs and Rs. (7,845) lakhs has been recognized in the standalone statement of profit and loss and other comprehensive income for the year ended 31 March 2023, respectively.</p> <p>The Company has made investment in various instruments under add for equity or strategic investment and there is potential fair value impact of these instruments.</p> <p>The Company involved an external valuation specialist to determine the fair values of such investment in securities. There are significant judgements and estimates to be made in relation to the valuation of the Company’s investment in securities. The fair value is compared with the carrying value of each investment in securities, in order to determine fair value gain / (loss), if any.</p> <p>Considering the inherent uncertainty, significant judgments and estimates involved and the significance of the value of the assets, fair valuation of these investments has been considered as a key audit matter.</p> | <p>Our audit procedures included:</p> <ul style="list-style-type: none"> <li>- Tested design, implementation and operating effectiveness of key controls over the fair valuation of these investments in securities.</li> <li>- Assessed the competence, objectivity and scope of work of the valuer engaged by the Company.</li> <li>- We inspected the valuation reports and assessed the fair value as determined by the valuer as under:</li> <li>- Involved our internal specialist to assess the key assumptions and approach of fair valuation in respect of certain investment securities on a test check basis;</li> <li>- Inspected the terms and conditions of redemption/ conversion of certain instruments while determining the fair value gain or loss;</li> <li>- Inspected on a test check basis, the underlying investment agreements;</li> <li>- Tested the adequacy of disclosures made in the standalone financial statements, as required by relevant accounting standards.</li> </ul> |

## Other Information

The Company's Management and Board of Directors are responsible for the other information. The other information comprises the information included in the Company's annual report, but does not include the financial statements and auditor's report(s) thereon. The Company's annual report is expected to be made available to us after the date of this auditor's report.

Our opinion on the standalone financial statements does not cover the other information and we will not express any form of assurance conclusion thereon.

In connection with our audit of the standalone financial statements, our responsibility is to read the other information identified above when it becomes available and, in doing so, consider whether the other information is materially inconsistent with the standalone financial statements or our knowledge obtained in the audit, or otherwise appears to be materially misstated.

When we read the annual report, if we conclude that there is a material misstatement therein, we are required to communicate the matter to those charged with governance and take necessary actions applicable under the applicable laws and regulations.

## Management's and Board of Directors' Responsibilities for the Standalone Financial Statements

The Company's Management and Board of Directors are responsible for the matters stated in Section 134(5) of the Act with respect to the preparation of these standalone financial statements that give a true and fair view of the state of affairs, profit/ loss and other comprehensive income, changes in equity and cash flows of the Company in accordance with the accounting principles generally accepted in India, including the Indian Accounting Standards (Ind AS) specified under Section 133 of the Act. This responsibility also includes maintenance of adequate accounting records in accordance with the provisions of the Act for safeguarding of the assets of the Company and for preventing and detecting frauds and other irregularities; selection and application of appropriate accounting policies; making judgments and estimates that are reasonable and prudent; and design, implementation and maintenance of adequate internal financial controls, that were operating effectively for ensuring the accuracy and completeness of the accounting records, relevant to the preparation and presentation of the standalone financial

statements that give a true and fair view and are free from material misstatement, whether due to fraud or error.

In preparing the standalone financial statements, the Management and Board of Directors are responsible for assessing the Company's ability to continue as a going concern, disclosing, as applicable, matters related to going concern and using the going concern basis of accounting unless the Board of Directors either intends to liquidate the Company or to cease operations, or has no realistic alternative but to do so.

The Board of Directors is also responsible for overseeing the Company's financial reporting process.

## Auditor's Responsibilities for the Audit of the Standalone Financial Statements

Our objectives are to obtain reasonable assurance about whether the standalone financial statements as a whole are free from material misstatement, whether due to fraud or error, and to issue an auditor's report that includes our opinion. Reasonable assurance is a high level of assurance, but is not a guarantee that an audit conducted in accordance with SAs will always detect a material misstatement when it exists. Misstatements can arise from fraud or error and are considered material if, individually or in the aggregate, they could reasonably be expected to influence the economic decisions of users taken on the basis of these standalone financial statements.

As part of an audit in accordance with SAs, we exercise professional judgment and maintain professional skepticism throughout the audit. We also:

- Identify and assess the risks of material misstatement of the standalone financial statements, whether due to fraud or error, design and perform audit procedures responsive to those risks, and obtain audit evidence that is sufficient and appropriate to provide a basis for our opinion. The risk of not detecting a material misstatement resulting from fraud is higher than for one resulting from error, as fraud may involve collusion, forgery, intentional omissions, misrepresentations, or the override of internal control.
- Obtain an understanding of internal control relevant to the audit in order to design audit procedures that are appropriate in the circumstances. Under Section 143(3) (i) of the Act, we are also responsible for expressing our opinion on whether the company has adequate internal financial controls with reference to financial statements in place and the operating effectiveness of such controls.

- Evaluate the appropriateness of accounting policies used and the reasonableness of accounting estimates and related disclosures made by the Management and Board of Directors.
- Conclude on the appropriateness of the Management and Board of Directors use of the going concern basis of accounting in preparation of standalone financial statements and, based on the audit evidence obtained, whether a material uncertainty exists related to events or conditions that may cast significant doubt on the Company's ability to continue as a going concern. If we conclude that a material uncertainty exists, we are required to draw attention in our auditor's report to the related disclosures in the standalone financial statements or, if such disclosures are inadequate, to modify our opinion. Our conclusions are based on the audit evidence obtained up to the date of our auditor's report. However, future events or conditions may cause the Company to cease to continue as a going concern.
- Evaluate the overall presentation, structure and content of the standalone financial statements, including the disclosures, and whether the standalone financial statements represent the underlying transactions and events in a manner that achieves fair presentation.

We communicate with those charged with governance regarding, among other matters, the planned scope and timing of the audit and significant audit findings, including any significant deficiencies in internal control that we identify during our audit.

We also provide those charged with governance with a statement that we have complied with relevant ethical requirements regarding independence, and to communicate with them all relationships and other matters that may reasonably be thought to bear on our independence, and where applicable, related safeguards.

From the matters communicated with those charged with governance, we determine those matters that were of most significance in the audit of the standalone financial statements of the current period and are therefore the key audit matters. We describe these matters in our auditor's report unless law or regulation precludes public disclosure about the matter or when, in extremely rare circumstances, we determine that a matter should not be communicated in our report because the adverse consequences of doing so would reasonably be expected to outweigh the public interest benefits of such communication.

## Report on Other Legal and Regulatory Requirements

1. As required by the Companies (Auditor's Report) Order, 2020 ("the Order") issued by the Central Government of India in terms of Section 143(11) of the Act, we give in the "Annexure A" a statement on the matters specified in paragraphs 3 and 4 of the Order, to the extent applicable.
2. A. As required by Section 143(3) of the Act, we report that:
  - a. We have sought and obtained all the information and explanations which to the best of our knowledge and belief were necessary for the purposes of our audit.
  - b. In our opinion, proper books of account as required by law have been kept by the Company so far as it appears from our examination of those books.
  - c. The standalone balance sheet, the standalone statement of profit and loss (including other comprehensive income), the standalone statement of changes in equity and the standalone statement of cash flows dealt with by this Report are in agreement with the books of account.
  - d. In our opinion, the aforesaid standalone financial statements comply with the Ind AS specified under Section 133 of the Act.
  - e. On the basis of the written representations received from the directors as on 31 March 2023 taken on record by the Board of Directors, none of the directors is disqualified as on 31 March 2023 from being appointed as a director in terms of Section 164(2) of the Act.
  - f. With respect to the adequacy of the internal financial controls with reference to financial statements of the Company and the operating effectiveness of such controls, refer to our separate Report in "Annexure B".
- B. With respect to the other matters to be included in the Auditor's Report in accordance with Rule 11 of the Companies (Audit and Auditors) Rules, 2014, in our opinion and to the best of our information and according to the explanations given to us:

- a. The Company has disclosed the impact of pending litigations as at 31 March 2023 on its financial position in its standalone financial statements - Refer Note 33 to the standalone financial statements.
- b. The Company did not have any long-term contracts including derivative contracts for which there were any material foreseeable losses.
- c. There were no amounts which were required to be transferred to the Investor Education and Protection Fund by the Company.
- d. (i) The management has represented that, to the best of its knowledge and belief, no funds have been advanced or loaned or invested (either from borrowed funds or share premium or any other sources or kind of funds) by the Company to or in any other persons or entities, including foreign entities ("Intermediaries"), with the understanding, whether recorded in writing or otherwise, that the Intermediary shall:
- directly or indirectly lend or invest in other persons or entities identified in any manner whatsoever by or on behalf of the Company ("Ultimate Beneficiaries") or
  - provide any guarantee, security or the like on behalf of the Ultimate Beneficiaries.
- (ii) The management has represented that, to the best of its knowledge and belief, no funds have been received by the Company from any persons or entities, including foreign entities ("Funding Parties"), with the understanding, whether recorded in writing or otherwise, that the Company shall:
- directly or indirectly, lend or invest in other persons or entities identified in any manner whatsoever by or on behalf of the Funding Parties ("Ultimate Beneficiaries") or
  - provide any guarantee, security or the like on behalf of the Ultimate Beneficiaries.
- (iii) Based on the audit procedures performed that have been considered reasonable and appropriate in the circumstances, nothing has come to our notice that has caused us to believe that the representations under sub-clause (i) and (ii) of Rule 11(e), as provided under (i) and (ii) above, contain any material misstatement.
- e. The Company has neither declared nor paid any dividend during the year.
- f. As proviso to rule 3(1) of the Companies (Accounts) Rules, 2014 is applicable for the Company only with effect from 1 April 2023, reporting under Rule 11(g) of the Companies (Audit and Auditors) Rules, 2014 is not applicable.
- C. With respect to the matter to be included in the Auditor's Report under Section 197(16) of the Act:
- In our opinion and according to the information and explanations given to us, the remuneration paid by the Company to its directors during the current year is in accordance with the provisions of Section 197 of the Act. The remuneration paid to any director is not in excess of the limit laid down under Section 197 of the Act. The Ministry of Corporate Affairs has not prescribed other details under Section 197(16) of the Act which are required to be commented upon by us.

For **B S R and Associates**

*Chartered Accountants*

Firm's Registration No.:128901W

**David Jones**

Partner

Place: Gurugram

Date: 16 May 2023

Membership No.: 098113

ICAI UDIN:23098113BGYZWG6924



## Annexure A to the Independent Auditor's Report on the Standalone Financial Statements of Hindustan Media Ventures Limited for the year ended 31 March 2023

(Referred to in paragraph 1 under 'Report on Other Legal and Regulatory Requirements' section of our report of even date)

- (i) (a) (A) The Company has maintained proper records showing full particulars, including quantitative details and situation of Property, Plant and Equipment.
- (B) The Company has maintained proper records showing full particulars of intangible assets.
- (i) (b) According to the information and explanations given to us and on the basis of our examination of the records of the Company, the Company has a regular programme of physical verification of its Property, Plant and Equipment by which all property, plant and equipment are verified in a phased manner over a period of three years. In accordance with this programme, certain property, plant and equipment were verified during the year. In our opinion, this periodicity of physical verification is reasonable having regard to the size of the Company and the nature of its assets. No discrepancies were noticed on such verification.
- (c) According to the information and explanations given to us and on the basis of our examination of the records of the Company, the title deeds of immovable properties (other than immovable properties where the Company is the lessee and the leases agreements are duly executed in favour of the lessee) disclosed in the standalone financial statements are held in the name of the Company.
- (d) According to the information and explanations given to us and on the basis of our examination of the records of the Company, the Company has not revalued its Property, Plant and Equipment (including Right of Use assets) or intangible assets or both during the year.
- (e) According to the information and explanations given to us and on the basis of our examination of the records of the Company, there are no proceedings initiated or pending against the Company for holding any benami property under the Prohibition of Benami Property Transactions Act, 1988 and rules made thereunder.
- (ii) (a) The inventory, except goods-in-transit has been physically verified by the management during the year. For goods-in-transit subsequent evidence of receipts has been linked with inventory records. In our opinion, the frequency of such verification is reasonable and procedures and coverage as followed by management were appropriate. No discrepancies were noticed on verification between the physical stocks and the book records that were more than 10% in the aggregate of each class of inventory
- (b) According to the information and explanations given to us and on the basis of our examination of the records of the Company, the Company has been sanctioned working capital limits in excess of five crore rupees, in aggregate, from banks on the basis of security of current assets. In our opinion, the quarterly statements filed by the Company with such banks are in agreement with the books of account of the Company. The Company has not taken any working capital facilities from any financial institution.
- (iii) According to the information and explanations given to us and on the basis of our examination of the records of the Company, the Company has not provided any guarantee or security or granted any advances in the nature of loans, secured or unsecured, to companies, firms, limited liability partnership or any other parties during the year. The Company has made investments in limited liability partnership and other parties during the year. Further, the Company has granted loans, secured or unsecured to company during the year, in respect of which the requisite information is given in paragraph 3(iii) (a) below. The Company has not made any investment in companies and firms or granted any loans to firms, limited liability partnership or any other parties during the year.
- (a) Based on the audit procedures carried on by us and as per the information and explanations given to us, the Company has provided loan to subsidiary as below. The Company does not have any associate.

| Particulars   | Amount in Rs Lakhs |
|---|--------------------|
| Aggregate amount of loans during the year to Subsidiary | 25                 |
| Balance outstanding as at balance sheet date            | -                  |

- (b) According to the information and explanations given to us and based on the audit procedures conducted by us, in our opinion the investments made and the terms and conditions of the grant of loans provided during the year are, prima facie, not prejudicial to the interest of the Company.
- (c) According to the information and explanations given to us and on the basis of our examination of the records of the Company, in the case of loans given, in our opinion the repayment of principal and payment of interest has been stipulated and the repayments or receipts have been regular. Further, the Company has not given any advance in the nature of loan to any party during the year.
- (d) According to the information and explanations given to us and on the basis of our examination of the records of the Company, there is no overdue amount for more than ninety days in respect of loans given. Further, the Company has not given any advances in the nature of loans to any party during the year.
- (e) According to the information and explanations given to us and on the basis of our examination of the records of the Company, there is no loan or advance in the nature of loan granted falling due during the year, which has been renewed or extended or fresh loans granted to settle the overdues of existing loans given to same parties.
- (f) According to the information and explanations given to us and on the basis of our examination of the records of the Company, the Company has not granted any loans or advances in the nature of loans either repayable on demand or without specifying any terms or period of repayment.
- (iv) According to the information and explanations given to us and on the basis of our examination of records of the Company, in respect of investments made and loans given by the Company, in our opinion the provisions of Section 185 and 186 of the Companies Act, 2013 ("the Act") have been complied with. The Company has not provided any guarantee or security as specified under section 185 and 186 of the Act
- (v) The Company has not accepted any deposits or amounts which are deemed to be deposits from the public. Accordingly, clause 3(v) of the Order is not applicable.
- (vi) According to the information and explanations given to us, the Central Government has not prescribed the maintenance of cost records under Section 148(1) of the Act for the services rendered and goods sold by the Company. Accordingly, clause 3(vi) of the Order is not applicable.
- (vii) (a) The Company does not have liability in respect of Service tax, Duty of excise, Sales tax and Value added tax during the year since effective 1 July 2017, these statutory dues has been subsumed into GST.
- According to the information and explanations given to us and on the basis of our examination of the records of the Company, in our opinion amounts deducted / accrued in the books of account in respect of undisputed statutory dues including Goods and Service Tax (GST), Provident Fund, Employees State Insurance, Income-Tax, Duty of Customs, Cess or other statutory dues have been regularly deposited by the Company with the appropriate authorities.
- According to the information and explanations given to us and on the basis of our examination of the records of the Company, no undisputed amounts payable in respect of Goods and Service Tax, Provident Fund, Employees State Insurance, Income-Tax, Duty of Customs, Cess or other statutory dues were in arrears as at 31 March 2023 for a period of more than six months from the date they became payable.
- (b) According to the information and explanations given to us and on the basis of our examination of the records of the Company, statutory dues relating to Income-Tax which have not been deposited on account of any dispute are as follows:

| Name of the statute  | Nature of the dues                  | Amount<br>(Rs. in lakhs) | Amount<br>paid under<br>protest<br>(Rs. in lakhs) | Period to<br>which the<br>amount<br>relates | Forum where<br>dispute is pending    |
|----------------------|-------------------------------------|--------------------------|---|---|--------------------------------------|
| Income tax act, 1961 | Disallowance of certain expenditure | 474                      | 474   | AY 2020-21                                  | Assessing Officer                    |
| Income tax act, 1961 | Disallowance of certain expenditure | 9                        | 9   | AY 2018-19                                  | Commissioner of Income Tax (Appeals) |

| Name of the statute  | Nature of the dues                  | Amount<br>(Rs. in lakhs) | Amount<br>paid under<br>protest<br>(Rs. in lakhs) | Period to<br>which the<br>amount<br>relates | Forum where<br>dispute is pending    |
|----------------------|-------------------------------------|--------------------------|---|---|--------------------------------------|
| Income tax act, 1961 | Disallowance of certain expenditure | 376                      | 376   | AY 2017-18                                  | Commissioner of Income Tax (Appeals) |
| Income tax act, 1961 | Disallowance of certain expenditure | 4                        | 4   | AY 2016-17                                  | Commissioner of Income Tax (Appeals) |
| Income tax act, 1961 | Disallowance of certain expenditure | 91                       | 91  | AY 2015-16                                  | Commissioner of Income Tax (Appeals) |
| Income tax act, 1961 | Disallowance of certain expenditure | 97                       | 92  | AY 2012-13                                  | Commissioner of Income Tax (Appeals) |

- (viii) According to the information and explanations given to us and on the basis of our examination of the records of the Company, the Company has not surrendered or disclosed any transactions, previously unrecorded as income in the books of account, in the tax assessments under the Income Tax Act, 1961 as income during the year.
- (ix) (a) According to the information and explanations given to us and on the basis of our examination of the records of the Company, the Company has not defaulted in repayment of loans and borrowing or in the payment of interest thereon to any lender.
- (b) According to the information and explanations given to us and on the basis of our examination of the records of the Company, the Company has not been declared a wilful defaulter by any bank or financial institution or government or government authority.
- (c) In our opinion and according to the information and explanations given to us by the management, term loans were applied for the purpose for which the loans were obtained.
- (d) According to the information and explanations given to us and on an overall examination of the balance sheet of the Company, we report that no funds raised on short-term basis have been used for long-term purposes by the Company.
- (e) According to the information and explanations given to us and on an overall examination of the standalone financial statements of the Company, we report that the Company has not taken any funds from any entity or person on account of or to meet the obligations of its subsidiary or joint venture as defined under the Act.
- (f) According to the information and explanations given to us and procedures performed by us, we report that the Company has not raised loans during the year on the pledge of securities held in its subsidiary or joint venture (as defined under the Act).
- (x) (a) The Company has not raised any moneys by way of initial public offer or further public offer (including debt instruments). Accordingly, clause 3(x)(a) of the Order is not applicable.
- (b) According to the information and explanations given to us and on the basis of our examination of the records of the Company, the Company has not made any preferential allotment or private placement of shares or fully or partly convertible debentures during the year. Accordingly, clause 3(x)(b) of the Order is not applicable.
- (xi) (a) Based on examination of the books and records of the Company and according to the information and explanations given to us, no fraud by the Company or on the Company has been noticed or reported during the course of the audit.
- (b) According to the information and explanations given to us, no report under sub-section (12) of Section 143 of the Act has been filed by the auditors in Form ADT-4 as prescribed under Rule 13 of the Companies (Audit and Auditors) Rules, 2014 with the Central Government.
- (c) We have taken into consideration the whistle blower complaints received by the Company during the year while determining the nature, timing and extent of our audit procedures.

- (xii) According to the information and explanations given to us, the Company is not a Nidhi Company. Accordingly, clause 3(xii) of the Order is not applicable.
- (xiii) In our opinion and according to the information and explanations given to us, the transactions with related parties are in compliance with Section 177 and 188 of the Act, where applicable, and the details of the related party transactions have been disclosed in the standalone financial statements as required by the applicable accounting standards.
- (xiv) (a) Based on information and explanations provided to us and our audit procedures, in our opinion, the Company has an internal audit system commensurate with the size and nature of its business.
- (b) We have considered the internal audit reports of the Company issued till date for the period under audit.
- (xv) In our opinion and according to the information and explanations given to us, the Company has not entered into any non-cash transactions with its directors or persons connected to its directors and hence, provisions of Section 192 of the Act are not applicable to the Company.
- (xvi) (a) The Company is not required to be registered under Section 45-IA of the Reserve Bank of India Act, 1934. Accordingly, clause 3(xvi)(a) of the Order is not applicable.
- (b) The Company is not required to be registered under Section 45-IA of the Reserve Bank of India Act, 1934. Accordingly, clause 3(xvi)(b) of the Order is not applicable.
- (c) The Company is not a Core Investment Company (CIC) as defined in the regulations made by the Reserve Bank of India. Accordingly, clause 3(xvi)(c) of the Order is not applicable.
- (d) According to the information and explanations provided to us by management of the Company, the Group (as per the provisions of the Core Investment Companies (Reserve Bank) Directions, 2016) does not have more than one CIC (the one CIC is not required to be registered with RBI as not being Systemically Important CIC) as detailed in note 47(viii) to the standalone financial statements. We have not, however, separately evaluated whether the information provided by the management is accurate and complete.
- (xvii) The Company has incurred cash losses of Rs. 1,057 Lakhs in the current financial year; however, no cash loss was incurred in the previous year.
- (xviii) There has been no resignation of the statutory auditors during the year. Accordingly, clause 3(xviii) of the Order is not applicable.
- (xix) According to the information and explanations given to us and on the basis of the financial ratios, ageing and expected dates of realisation of financial assets and payment of financial liabilities, our knowledge of the Board of Directors and management plans and based on our examination of the evidence supporting the assumptions, nothing has come to our attention, which causes us to believe that any material uncertainty exists as on the date of the audit report that the Company is not capable of meeting its liabilities existing at the date of balance sheet as and when they fall due within a period of one year from the balance sheet date. We, however, state that this is not an assurance as to the future viability of the Company. We further state that our reporting is based on the facts up to the date of the audit report and we neither give any guarantee nor any assurance that all liabilities falling due within a period of one year from the balance sheet date, will get discharged by the Company as and when they fall due.
- Also refer to the Other Information paragraph of our main audit report which explains that the other information comprising the information included in the Company's Annual Report is expected to be made available to us after the date of this auditor's report.
- (xx) In our opinion and according to the information and explanations given to us, there is no unspent amount under sub-section (5) of Section 135 of the Act pursuant to any project. Accordingly, clauses 3(xx)(a) and 3(xx)(b) of the Order are not applicable.

For **B S R and Associates**  
Chartered Accountants  
Firm's Registration No.:128901W

**David Jones**

Partner

Place: Gurugram  
Date: 16 May 2023

Membership No.: 098113  
ICAI UDIN:23098113BGYZWG6924

## **Annexure B** to the Independent Auditor's Report on the standalone financial statements of Hindustan Media Ventures Limited for the year ended 31 March 2023

### **Report on the internal financial controls with reference to the aforesaid standalone financial statements under Clause (i) of Sub-section 3 of Section 143 of the Act**

**(Referred to in paragraph 1 under 'Report on Other Legal and Regulatory Requirements' section of our report of even date)**

#### **Opinion**

We have audited the internal financial controls with reference to financial statements of Hindustan Media Ventures Limited ("the Company") as of 31 March 2023 in conjunction with our audit of the standalone financial statements of the Company for the year ended on that date.

In our opinion, the Company has, in all material respects, adequate internal financial controls with reference to financial statements and such internal financial controls were operating effectively as at 31 March 2023, based on the internal financial controls with reference to financial statements criteria established by the Company considering the essential components of internal control stated in the Guidance Note on Audit of Internal Financial Controls Over Financial Reporting issued by the Institute of Chartered Accountants of India (the "Guidance Note").

#### **Management's and Board of Directors' Responsibilities for Internal Financial Controls**

The Company's Management and the Board of Directors are responsible for establishing and maintaining internal financial controls based on the internal financial controls with reference to financial statements criteria established by the Company considering the essential components of internal control stated in the Guidance Note. These responsibilities include the design, implementation and maintenance of adequate internal financial controls that were operating effectively for ensuring the orderly and efficient conduct of its business, including adherence to company's policies, the safeguarding of its assets, the prevention and detection of frauds and errors, the accuracy and completeness of the accounting records, and the timely preparation of reliable financial information, as required under the Act.

#### **Auditor's Responsibility**

Our responsibility is to express an opinion on the Company's internal financial controls with reference to financial statements based on our audit. We conducted our audit in accordance with the Guidance Note and the Standards on Auditing, prescribed

under Section 143(10) of the Act, to the extent applicable to an audit of internal financial controls with reference to financial statements. Those Standards and the Guidance Note require that we comply with ethical requirements and plan and perform the audit to obtain reasonable assurance about whether adequate internal financial controls with reference to financial statements were established and maintained and if such controls operated effectively in all material respects.

Our audit involves performing procedures to obtain audit evidence about the adequacy of the internal financial controls with reference to financial statements and their operating effectiveness. Our audit of internal financial controls with reference to financial statements included obtaining an understanding of internal financial controls with reference to financial statements, assessing the risk that a material weakness exists, and testing and evaluating the design and operating effectiveness of internal control based on the assessed risk. The procedures selected depend on the auditor's judgement, including the assessment of the risks of material misstatement of the standalone financial statements, whether due to fraud or error.

We believe that the audit evidence we have obtained is sufficient and appropriate to provide a basis for our audit opinion on the Company's internal financial controls with reference to financial statements.

#### **Meaning of Internal Financial Controls with Reference to Financial Statements**

A company's internal financial controls with reference to financial statements is a process designed to provide reasonable assurance regarding the reliability of financial reporting and the preparation of standalone financial statements for external purposes in accordance with generally accepted accounting principles. A company's internal financial controls with reference to financial statements include those policies and procedures that (1) pertain to the maintenance of records that, in reasonable detail, accurately and fairly reflect the transactions and dispositions of the assets of the company; (2) provide reasonable assurance that transactions are recorded as necessary to permit preparation of standalone

financial statements in accordance with generally accepted accounting principles, and that receipts and expenditures of the company are being made only in accordance with authorisations of management and directors of the company; and (3) provide reasonable assurance regarding prevention or timely detection of unauthorised acquisition, use, or disposition of the company's assets that could have a material effect on the standalone financial statements.

### **Inherent Limitations of Internal Financial Controls with Reference to Financial Statements**

Because of the inherent limitations of internal financial controls with reference to financial statements, including the possibility of collusion or improper management override of controls, material misstatements due to error or fraud may occur and not be detected. Also, projections of any

evaluation of the internal financial controls with reference to financial statements to future periods are subject to the risk that the internal financial controls with reference to financial statements may become inadequate because of changes in conditions, or that the degree of compliance with the policies or procedures may deteriorate.

For **B S R and Associates**

*Chartered Accountants*

Firm's Registration No.:128901W

**David Jones**

Partner

Place: Gurugram

Date: 16 May 2023

Membership No.: 098113

ICAI UDIN:23098113BGYZWG6924

## Standalone Balance Sheet

as at March 31, 2023

| Particulars  | Notes | As at<br>March 31, 2023<br>INR Lakhs | As at<br>March 31, 2022<br>INR Lakhs |
|--|-------|--------------------------------------|--------------------------------------|
| <b>I ASSETS</b>  |       |                                      |                                      |
| <b>1) Non-current assets</b>   |       |                                      |                                      |
| (a) Property, plant and equipment  | 3     | 10,434                               | 11,889                               |
| (b) Capital work in progress   | 3     | 3,485                                | 1,950                                |
| (c) Right - of - use assets  | 43    | 8,136                                | 3,868                                |
| (d) Investment property  | 4     | 10,140                               | 6,310                                |
| (e) Intangible assets  | 5     | 7,101                                | 7,198                                |
| (f) Investment in subsidiary and joint venture   | 6A    | 1,495                                | 2,029                                |
| (g) Financial assets   |       |                                      |                                      |
| (i) Investments  | 6B    | 89,538                               | 69,309                               |
| (ii) Loans   | 6C    | -                                    | 1,626                                |
| (iii) Other financial assets   | 6D    | 1,160                                | 1,994                                |
| (h) Deferred tax assets (net)  | 14    | 1,246                                | -                                    |
| (i) Income tax assets (net)  | 7     | 1,664                                | 1,394                                |
| (j) Other non-current assets   | 8     | 507                                  | 293                                  |
| <b>Total non-current assets</b>  |       | <b>1,34,906</b>                      | <b>1,07,860</b>                      |
| <b>2) Current assets</b>   |       |                                      |                                      |
| (a) Inventories  | 9     | 6,392                                | 7,704                                |
| (b) Financial assets   |       |                                      |                                      |
| (i) Investments  | 6B    | 52,410                               | 82,088                               |
| (ii) Trade receivables   | 10A   | 11,841                               | 11,060                               |
| (iii) Cash and cash equivalents  | 10B   | 1,829                                | 1,799                                |
| (iv) Bank balances other than (iii) above  | 10C   | 2,004                                | 2,005                                |
| (v) Other financial assets   | 6D    | 612                                  | 324                                  |
| (c) Other current assets   | 11    | 6,999                                | 5,135                                |
| <b>Total current assets</b>  |       | <b>82,087</b>                        | <b>1,10,115</b>                      |
| Non-current assets held for sale   | 44    | 1,375                                | 968                                  |
| <b>Total assets</b>  |       | <b>2,18,368</b>                      | <b>2,18,943</b>                      |
| <b>II EQUITY AND LIABILITIES</b>   |       |                                      |                                      |
| <b>1) Equity</b>   |       |                                      |                                      |
| (a) Equity share capital   | 12    | 7,367                                | 7,367                                |
| (b) Other equity   | 13    | 1,40,341                             | 1,52,700                             |
| <b>Total equity</b>  |       | <b>1,47,708</b>                      | <b>1,60,067</b>                      |
| <b>2) Liabilities</b>  |       |                                      |                                      |
| <b>Non-current liabilities</b>   |       |                                      |                                      |
| (a) Financial liabilities  |       |                                      |                                      |
| (i) Borrowings   | 15A   | -                                    | 947                                  |
| (ii) Lease liabilities   | 15D   | 4,343                                | 186                                  |
| (iii) Other financial liabilities  | 15C   | -                                    | 17                                   |
| (b) Contract liabilities   | 16    | 2                                    | -                                    |
| (c) Deferred tax liabilities (net)   | 14    | -                                    | 288                                  |
| <b>Total non-current liabilities</b>   |       | <b>4,345</b>                         | <b>1,438</b>                         |
| <b>Current liabilities</b>   |       |                                      |                                      |
| (a) Financial liabilities  |       |                                      |                                      |
| (i) Borrowings   | 15A   | 6,027                                | 10,782                               |
| (ii) Lease liabilities   | 15D   | 618                                  | 86                                   |
| (iii) Trade payables   | 15B   |                                      |                                      |
| a) total outstanding due of micro enterprises and small enterprises                          |       | 536                                  | 622                                  |
| b) total outstanding dues of creditors other than of micro enterprises and small enterprises |       | 9,955                                | 7,348                                |
| (iv) Other financial liabilities   | 15C   | 44,806                               | 34,475                               |
| (b) Other current liabilities  | 15E   | 676                                  | 503                                  |
| (c) Contract liabilities   | 16    | 2,307                                | 1,698                                |
| (d) Provisions   | 17    | 1,390                                | 1,479                                |
| (e) Income tax liabilities (net)   | 18    | -                                    | 445                                  |
| <b>Total current liabilities</b>   |       | <b>66,315</b>                        | <b>57,438</b>                        |
| <b>Total liabilities</b>   |       | <b>70,660</b>                        | <b>58,876</b>                        |
| <b>Total equity and liabilities</b>  |       | <b>2,18,368</b>                      | <b>2,18,943</b>                      |
| Summary of significant accounting policies   | 2     |                                      |                                      |

See accompanying notes to the standalone financial statements.

In terms of our report of even date attached

### For B S R and Associates

Chartered Accountants  
(Firm registration Number: 128901W)

### David Jones

Partner  
Membership No. 098113

Place: Gurugram  
Date: May 16, 2023

### For and on behalf of the Board of Directors of Hindustan Media Ventures Limited

**Punit Kumar Chellaramani**  
Company Secretary

**Praveen Someshwar**  
Managing Director  
(DIN: 01802656)

Place: New Delhi  
Date: May 16, 2023

**Anup Sharma**  
Chief Financial Officer

**Samudra Bhattacharya**  
Chief Executive Officer

**Shobhana Bhartia**  
Chairperson  
(DIN: 00020648)

# Standalone Statement of Profit and Loss

for the year ended March 31, 2023

| Particulars   | Notes | Year ended<br>March 31, 2023<br>INR Lakhs | Year ended<br>March 31, 2022<br>INR Lakhs |
|---|-------|---|---|
| <b>I Income</b>   |       |   |   |
| a) Revenue from operations  | 19    | 71,340                                    | 66,920                                    |
| b) Other Income   | 20    | 7,710                                     | 7,961                                     |
| <b>Total Income</b>   |       | <b>79,050</b>                             | <b>74,881</b>                             |
| <b>II Expenses</b>  |       |   |   |
| a) Cost of materials consumed   | 21    | 31,416                                    | 24,410                                    |
| b) Changes in inventories of finished goods, stock-in-trade and work-in-progress  | 22    | (5)                                       | (3)                                       |
| c) Employee benefits expense  | 23    | 16,036                                    | 15,231                                    |
| d) Finance costs  | 24    | 1,659                                     | 938                                       |
| e) Depreciation and amortization expense  | 25    | 3,044                                     | 2,856                                     |
| f) Other expenses   | 26    | 32,480                                    | 26,316                                    |
| <b>Total expenses</b>   |       | <b>84,630</b>                             | <b>69,748</b>                             |
| <b>III Profit/(Loss) before exceptional items and tax (I-II)</b>  |       | <b>(5,580)</b>                            | <b>5,133</b>                              |
| IV Exceptional items (loss)   | 6A    | 759                                       | 351                                       |
| <b>V Profit/(Loss) before tax (III-IV)</b>  |       | <b>(6,339)</b>                            | <b>4,782</b>                              |
| <b>VI (Loss)/Earnings before finance costs, tax, depreciation and amortization expense (EBITDA) [(III+II)(d+e)]</b>           |       | <b>(877)</b>                              | <b>8,927</b>                              |
| <b>VII Tax expense</b>  |       |   |   |
| Current tax charge  | 14    | 21  | 567                                       |
| [included adjustment of current tax charge/(credit) related to earlier years- INR 21 lakhs (Previous Year INR (791) lakhs)]   |       |   |   |
| Deferred tax credit   | 14    | (1,611)                                   | (141)                                     |
| [includes adjustment of deferred tax charge/(credit) related to earlier years-INR (20) lakhs (Previous Year INR 1,742 lakhs)] |       |   |   |
| <b>Total tax expense/(credit)</b>   |       | <b>(1,590)</b>                            | <b>426</b>                                |
| <b>VIII Profit/(Loss) after tax for the year (V-VII)</b>  |       | <b>(4,749)</b>                            | <b>4,356</b>                              |
| <b>IX Other comprehensive income</b>  | 27    |   |   |
| Items that will not to be reclassified subsequently to profit or loss   |       |   |   |
| Change in fair value of investments   |       | (7,845)                                   | (4,583)                                   |
| Income tax effect   | 14    | -   | 1,049                                     |
| Remeasurement gain/(loss) in relation to defined benefit plans  |       | 228                                       | (175)                                     |
| Income tax effect   | 14    | (58)                                      | 44  |
| Items that will be reclassified subsequently to profit or loss  |       |   |   |
| Cash flow hedging reserve   |       | 37  | 130                                       |
| Income tax effect   | 14    | (9)                                       | (33)                                      |
| Costs of hedging reserve  |       | 43  | (11)                                      |
| Income tax effect   | 14    | (11)                                      | 3   |
| <b>Other comprehensive loss for the year, net of tax</b>  |       | <b>(7,615)</b>                            | <b>(3,576)</b>                            |
| <b>X Total comprehensive income/(loss) for the year, net of tax ( VIII+IX)</b>  |       | <b>(12,364)</b>                           | <b>780</b>                                |
| <b>XI (Loss)/Earnings per share (INR)</b>   |       |   |   |
| Basic (Face value of shares INR 10/-)   | 28    | (6.45)                                    | 5.91                                      |
| Diluted (Face value of shares INR 10/-)   | 28    | (6.45)                                    | 5.91                                      |
| Summary of significant accounting policies  | 2     |   |   |

See accompanying notes to the standalone financial statements.

In terms of our report of even date attached

#### For B S R and Associates

Chartered Accountants  
(Firm registration Number: 128901W)

#### David Jones

Partner  
Membership No. 098113

Place: Gurugram  
Date: May 16, 2023

#### For and on behalf of the Board of Directors of Hindustan Media Ventures Limited

**Punit Kumar Chellaramani**  
Company Secretary

**Praveen Someshwar**  
Managing Director  
(DIN: 01802656)

Place: New Delhi  
Date: May 16, 2023

**Anup Sharma**  
Chief Financial Officer

**Samudra Bhattacharya**  
Chief Executive Officer

**Shobhana Bhartia**  
Chairperson  
(DIN: 00020648)



## Standalone Statement of Cash Flow

for the year ended March 31, 2023

|   | Year ended<br>March 31, 2023<br>INR Lakhs          | Year ended<br>March 31, 2022<br>INR Lakhs          |
|---|--|--|
| <b>Cash flows from operating activities</b>   |  |  |
| <b>(Loss)/Profit before taxation :</b>  | <b>(6,339)</b>                                     | <b>4,782</b>                                       |
| Non- cash adjustment for reconciling profit before tax to net cash flows:   |  |  |
| Depreciation and amortization expense   | 3,044  | 2,856  |
| Profit on sale of investment properties   | (163)  | (33)   |
| Provision/(Reversal of provision) for impairment on investment properties   | (171)  | 104  |
| Loss on sale of investments   | 1  | -  |
| Loss on disposal of property, plant and equipment (including impairment)  | 38   | 139  |
| Unrealized foreign exchange loss  | 21   | 1  |
| Unclaimed balances/liabilities written back (net)   | (742)  | (444)  |
| Finance income from investment and other interest received  | (5,879)  | (6,439)  |
| Impairment of investment in subsidiaries and Joint venture (exceptional item)                                       | 759  | 351  |
| Fair value of investment through profit and loss (including (profit)/ loss on sale of investments)                  | 1,148  | 406  |
| Forfeiture of security deposits   | (2,465)  | (3,348)  |
| Rental income   | (669)  | (544)  |
| Interest cost on debts and borrowings   | 1,616  | 919  |
| Allowance for doubtful receivables and advances   | 750  | 1,441  |
| Employee stock option expenses  | 4  | 25   |
| <b>Cash flows (used in)/from operating activities before changes in following assets and liabilities</b>            | <b>(9,047)</b>                                     | <b>216</b>   |
| <b>Changes in operating assets and liabilities</b>  |  |  |
| Increase in trade receivables   | (1,521)  | (71)   |
| Decrease/(Increase) in inventories  | 1,312  | (2,271)  |
| Increase in current and non-current financial assets and other current and non-current assets                       | (1,658)  | (1,005)  |
| Increase in current and non-current financial liabilities and other current and non-current liabilities & provision | 16,915   | 8,703  |
| <b>Cash generated from operations</b>   | <b>6,001</b>                                       | <b>5,572</b>                                       |
| Direct taxes paid (net of refunds)  | (737)  | (517)  |
| <b>Net cash flows from operating activities (A)</b>   | <b>5,264</b>                                       | <b>5,055</b>                                       |
| <b>Cash flows from investing activities</b>   |  |  |
| Payment for purchase of property, plant and equipment & intangible assets   | (1,409)  | (1,524)  |
| Proceeds from sale of property, plant and equipment & intangible assets   | 221  | 51   |
| Investment made in subsidiary and joint venture   | (225)  | (175)  |
| Purchase of investments   | (59,409)   | (40,656)   |
| Sale/Redemption of investments  | 55,879   | 24,027   |
| Inter-corporate deposits (given)  | (25)   | (155)  |
| Inter-corporate deposits repayment received   | 1,651  | 3,304  |
| Purchase of investment properties   | (5,504)  | (2,328)  |
| Proceeds from sale of investment properties   | 1,482  | 909  |
| Finance income from investment and other interest received  | 9,883  | 8,525  |
| Rental income   | 669  | 544  |
| Deposits made   | (2)  | (1)  |
| <b>Net cash flows from/(used in) investing activities (B)</b>   | <b>3,211</b>                                       | <b>(7,479)</b>                                     |
| <b>Cash flows from financing activities</b>   |  |  |
| Repayment of lease liabilities  | (962)  | (823)  |
| Interest paid on debts and borrowings   | (1,709)  | (835)  |
| Proceeds from borrowings  | 67,805   | 43,231   |
| Repayment of borrowings   | (73,791)   | (39,462)   |
| <b>Net cash flows from/ (used in) financing activities (C )</b>   | <b>(8,657)</b>                                     | <b>2,111</b>                                       |
| <b>Net Decrease in cash and cash equivalents (A + B + C)</b>  | <b>(182)</b>                                       | <b>(313)</b>                                       |
| <b>Cash and cash equivalents at the beginning of the year</b>   | <b>511</b>   | <b>824</b>   |
| <b>Cash and cash equivalents at the end of the year</b>   | <b>329</b>   | <b>511</b>   |
|   | <b>Year ended<br/>March 31, 2023<br/>INR Lakhs</b> | <b>Year ended<br/>March 31, 2022<br/>INR Lakhs</b> |
| <b>Components of cash and cash equivalents as at end of the year</b>  |  |  |
| Cash and cheques on hand  | 1,214  | 1,182  |
| With scheduled banks - on current accounts  | 599  | 596  |
| With scheduled banks - on deposit accounts  | 16   | 21   |
| <b>Total cash and cash equivalents</b>  | <b>1,829</b>                                       | <b>1,799</b>                                       |
| Less: Bank overdraft (refer note 15A)   | 1,500  | 1,288  |
| <b>Cash and cash equivalents as per Cash Flow Statement</b>   | <b>329</b>   | <b>511</b>   |

Refer note 43 for leases reconciliation disclosure  
Refer note 15A for debt reconciliation disclosure  
Refer note 41 for CSR expenditure disclosure

See accompanying notes to the standalone financial statements.

In terms of our report of even date attached

**For B S R and Associates**  
Chartered Accountants  
(Firm registration Number: 128901W)

**David Jones**  
Partner  
Membership No. 098113

Place: Gurugram  
Date: May 16, 2023

**For and on behalf of the Board of Directors of Hindustan Media Ventures Limited**

**Punit Kumar Chellaramani**  
Company Secretary

**Anup Sharma**  
Chief Financial Officer

**Samudra Bhattacharya**  
Chief Executive Officer

**Praveen Someshwar**  
Managing Director  
(DIN: 01802656)

**Shobhana Bhartia**  
Chairperson  
(DIN: 00020648)

Place: New Delhi  
Date: May 16, 2023

# Standalone Statement of changes in equity

for the year ended March 31, 2023

## A. Equity share capital (refer note 12)

Equity shares of INR 10 each issued, subscribed and fully paid up

| Particulars                         | No of shares       | INR Lakhs    |
|-------------------------------------|--------------------|--------------|
| <b>Balance as at April 1, 2021</b>  | <b>7,36,71,548</b> | <b>7,367</b> |
| Change during the year              | -                  | -            |
| <b>Balance as at March 31, 2022</b> | <b>7,36,71,548</b> | <b>7,367</b> |
| Change during the year              | -                  | -            |
| <b>Balance as at March 31, 2023</b> | <b>7,36,71,548</b> | <b>7,367</b> |

## B. Other equity attributable to equity holders (refer note 13)

(INR Lakhs)

| Particulars                         | Reserve & Surplus |                            |                    |                 |                              | Other Comprehensive Income |                 |  |  | Total           |
|-------------------------------------|-------------------|----------------------------|--------------------|-----------------|------------------------------|----------------------------|-----------------|--|--|-----------------|
|                                     | Capital reserve   | Capital redemption reserve | Securities premium | General Reserve | Share-based payments reserve | Retained earnings          | FVTOCI Reserve  | Cash flow hedging reserve* (refer note 36) | Costs of hedging reserve (refer note 36) |                 |
| <b>Balance as at April 1, 2021</b>  | <b>6,645</b>      | <b>1</b>                   | <b>24,239</b>      | <b>688</b>      | <b>49</b>                    | <b>1,20,427</b>            | -               | <b>(105)</b>                               | <b>(24)</b>                              | <b>1,51,920</b> |
| Profit for the year                 | -                 | -                          | -                  | -               | -                            | 4,356                      | -               | -  | -  | 4,356           |
| Other comprehensive income          | -                 | -                          | -                  | -               | -                            | (131)                      | (3,534)         | 97   | (8)                                      | (3,576)         |
| Share-based payments                | -                 | -                          | -                  | 6               | (6)                          | -                          | -               | -  | -  | -               |
| <b>Balance as at March 31, 2022</b> | <b>6,645</b>      | <b>1</b>                   | <b>24,239</b>      | <b>694</b>      | <b>43</b>                    | <b>1,24,652</b>            | <b>(3,534)</b>  | <b>(8)</b>                                 | <b>(32)</b>                              | <b>1,52,700</b> |
| Loss for the year                   | -                 | -                          | -                  | -               | -                            | (4,749)                    | -               | -  | -  | (4,749)         |
| Other comprehensive income          | -                 | -                          | -                  | -               | -                            | 170                        | (7,845)         | 28   | 32                                       | (7,615)         |
| Share-based payments                | -                 | -                          | -                  | -               | 5                            | -                          | -               | -  | -  | 5               |
| <b>Balance as at March 31, 2023</b> | <b>6,645</b>      | <b>1</b>                   | <b>24,239</b>      | <b>694</b>      | <b>48</b>                    | <b>1,20,073</b>            | <b>(11,379)</b> | <b>20</b>                                  | <b>-</b>                                 | <b>1,40,341</b> |

\* The effective portion of gains and loss on hedging instruments in a cash flow hedge

See accompanying notes to the standalone financial statements.

In terms of our report of even date attached

**For B S R and Associates**  
Chartered Accountants  
(Firm registration Number: 128901W)

**David Jones**  
Partner  
Membership No. 098113

Place: Gurugram  
Date: May 16, 2023

**For and on behalf of the Board of Directors of Hindustan Media Ventures Limited**

**Punit Kumar Chellaramani**  
Company Secretary

**Praveen Someshwar**  
Managing Director  
(DIN: 01802656)

Place: New Delhi  
Date: May 16, 2023

**Anup Sharma**  
Chief Financial Officer

**Samudra Bhattacharya**  
Chief Executive Officer

**Shobhana Bhartia**  
Chairperson  
(DIN: 00020648)

## Notes to standalone financial statements

for the year ended March 31, 2023

### 1. Corporate information

Hindustan Media Ventures Limited (“HMVL” or “the Company”) is a Public Limited Company domiciled in India & incorporated under the provision of the Companies Act, 1913. Its shares are listed on Bombay Stock Exchange (BSE) & National Stock Exchange (NSE).

HT Media Limited (“Holding Company”) holds 74.40% of Equity Share Capital of the Company. The Company is engaged in the business of publishing ‘Hindustan’, a Hindi Daily. The Company is also engaged into the business of running digital over-the-top (OTT) platform with the name ‘OTT Play’. The registered office of the Company is located at Budh Marg, Patna- 800001.

Information on other related party relationships of the Company is provided in Note 34.

The financial statements of the Company for the year ended March 31, 2023 are authorised for issue in accordance with a resolution of the Board of Directors on May 16, 2023.

### 2. Significant accounting policies followed by company

#### 2.1 Basis of preparation

The standalone financial statements of the Company have been prepared in accordance with the Indian Accounting Standards (‘Ind AS’) specified in the Companies (Indian Accounting Standards) Rules, 2015 (as amended) under Section 133 of the Companies Act 2013 (the “accounting principles generally accepted in India”).

The accounting policies are applied consistently to all the periods presented in the financial statements.

The standalone financial statements have been prepared on a historical cost basis, except for the following assets and liabilities which have been measured at fair value:

- Derivative financial instruments measured at fair value;
- Certain financial assets and liabilities measured at fair value (refer accounting policy regarding financial instruments)
- Defined benefit plans - plan assets measured at fair value;

The standalone financial statements are presented in Indian Rupees (INR), which is also the Company’s functional currency and all values are rounded to nearest lakhs.

#### 2.2 Summary of significant accounting policies

##### a) Current versus non- current classification

The Company presents assets and liabilities in the balance sheet based on current/ non-current classification. An asset is treated as current when it is:

- Expected to be realised or intended to sold or consumed in normal operating cycle
- Held primarily for the purpose of trading
- Expected to be realised within twelve months after the reporting period, or
- Cash or cash equivalent unless restricted from being exchanged or used to settle a liability for at least twelve months after the reporting period.

All other assets are classified as non-current.

A liability is current when:

- It is expected to be settled in normal operating cycle
- It is held primarily for the purpose of trading
- It is due to be settled within twelve months after the reporting period, or
- There is no unconditional right to defer the settlement of the liability for at least twelve months after the reporting period

The Company classifies all other liabilities as non-current.

Deferred tax assets and liabilities are classified as non-current assets and liabilities.

The operating cycle is the time between publishing of advertisement and circulation of newspaper and its realisation in cash and cash equivalents. The Company has identified twelve months as its operating cycle.

# Notes to standalone financial statements

for the year ended March 31, 2023

## b) Foreign currencies

### Transactions and Balances

Transactions in foreign currencies are initially recorded by the Company at their respective functional currency spot rates at the date the transaction first qualifies for recognition. However, for practical reasons, the Company uses monthly average rate if the average approximates the actual rate at the date of the transaction.

Monetary assets and liabilities denominated in foreign currencies are translated at the functional currency spot rates of exchange at the reporting date.

Exchange differences arising on the settlement of monetary items or on restatement of the Company's monetary items at rates different from those at which they were initially recorded during the period, or reported in previous financial statements, are recognized as income or as expenses in the period in which they arise. They are deferred in equity if they relate to qualifying cash flow hedges.

Non-monetary items that are measured in terms of historical cost in a foreign currency are translated using the exchange rates at the dates of the initial transactions.

Exchange differences pertaining to long term foreign currency loans obtained or re-financed on or before 31 March 2016:

- Exchange differences on long-term foreign currency monetary items relating to acquisition of depreciable assets are adjusted to the carrying cost of the assets and depreciated over the balance life of the assets in accordance with option available under Ind-AS 101 (first time adoption).

Exchange differences pertaining to long term foreign currency loans obtained or re-financed on or after 1 April 2016:

- The exchange differences pertaining to long term foreign currency loans obtained or re-financed on or after 1 April 2016 is charged off or credited to the statement of profit & loss account under Ind-AS.

## c) Fair value measurement

The Company measures financial instruments, such as, derivatives and certain investments at fair value at each reporting/ balance sheet date.

Fair value is the price that would be received to sell an asset or paid to transfer a liability in an orderly transaction between market participants at the measurement date. The fair value measurement is based on the presumption that the transaction to sell the asset or transfer the liability takes place either:

- In the principal market for the asset or liability, or
- In the absence of a principal market, in the most advantageous market for the asset or liability

The principal or the most advantageous market must be accessible by the Company.

The fair value of an asset or a liability is measured using the assumptions that market participants would use when pricing the asset or liability, assuming that market participants act in their economic best interest.

A fair value measurement of a non-financial asset takes into account a market participant's ability to generate economic benefits by using the asset in its highest and best use or by selling it to another market participant that would use the asset in its highest and best use.

The Company uses valuation techniques that are appropriate in the circumstances and for which sufficient data are available to measure fair value, maximising the use of relevant observable inputs and minimising the use of unobservable inputs.

All assets and liabilities for which fair value is measured or disclosed in the financial statements are categorised within the fair value hierarchy, described as follows, based on the lowest level input that is significant to the fair value measurement as a whole:

- Level 1 — Quoted (unadjusted) market prices in active markets for identical assets or liabilities
- Level 2 — Valuation techniques for which inputs are inputs other than quoted prices included within Level 1 that are observable for the asset or liability, either directly or indirectly

# Notes to standalone financial statements

for the year ended March 31, 2023

- Level 3 — Valuation techniques for which inputs are unobservable inputs for the asset or liability

For assets and liabilities that are recognised in the financial statements on a recurring basis, the Company determines whether transfers have occurred between levels in the hierarchy by re-assessing categorisation (based on the lowest level input that is significant to the fair value measurement as a whole) at the end of each reporting period.

For the purpose of fair value disclosures, the Company has determined classes of assets and liabilities on the basis of the nature, characteristics and risks of the asset or liability and the level of the fair value hierarchy as explained above.

This note summarises accounting policy for fair value. Other fair value related disclosures are given in the relevant notes :

- Disclosures for valuation methods, significant estimates and assumptions (Note 37)
- Quantitative disclosures of fair value measurement hierarchy (Note 37)
- Investment properties (Note 4)
- Financial instruments (including those carried at amortised cost) (Note 37)

## d) Revenue recognition

Revenue is recognised to the extent that it is probable that the economic benefits will flow to the Company and the revenue can be reliably measured, regardless of when the payment is being made.

Revenue towards satisfaction of a performance obligation is measured at the amount of transaction price (net of variable consideration) allocated to that performance obligation. The transaction price of goods sold and services rendered is net of variable consideration on account of various discounts and schemes offered by the Company as part of the contract.

Revenue excludes taxes collected from customers. The Company has concluded that it is the principal in all of its revenue arrangements since it is the primary obligor in all the revenue

arrangements as it has pricing latitude and is also exposed to inventory and credit risks.

Goods and Service Tax (GST) is not received by the Company on its own account. Rather, it is tax collected on behalf of the government. Accordingly, it is excluded from revenue.

## Contract asset and unbilled receivables

Contract asset represents the Company's right to consideration in exchange for services that the Company has transferred to a customer when that right is conditioned on something other than the passage of time.

When there is unconditional right to receive cash, and only passage of time is required to do invoicing, the same is presented as unbilled receivable.

## Contract liability

A contract liability is recognised if a payment is received or a payment is due (whichever is earlier) from a customer before the Company transfers the related goods or services and the Company is under an obligation to provide only the goods or services under the contract. Contract liabilities are recognised as revenue when the Company performs under the contract (i.e., transfers control of the related goods or services to the customer).

The specific recognition criteria described below must also be met before revenue is recognised:

## Advertisements

Revenue is recognized as and when advertisement is published/ displayed and when it is "probable" that the Company will collect the consideration it is entitled to in exchange for the services it transfers to the customer.

Revenue from advertisement is measured at the amount of transaction price (net of variable consideration) allocated to that performance obligation. The transaction price is net of variable consideration on account of various discounts and schemes offered by the Company as part of the contract.

# Notes to standalone financial statements

for the year ended March 31, 2023

## Sale of News & Publications, Waste Papers and Scrap

Revenue from the sale of newspaper & publications are recognised when the newspaper and publications are delivered to the distributor. Revenue from the sale of waste papers/scrap is recognised when the control is transferred to the buyer, usually on delivery of the waste papers/scrap.

Revenue from the sale of goods is measured at the amount of transaction price (net of variable consideration) allocated to that performance obligation. The transaction price is net of variable consideration on account of various discounts and schemes offered by the Company as part of the contract.

For contracts with a significant financing component, an entity adjusts the promised consideration to reflect the time value of money.

Management also extends a right to return to its customers which it believes is a form of variable consideration. Revenue recognition is limited to amounts for which it is “highly probable” a significant reversal will not occur (i.e. it is highly probable the goods will not be returned). A refund liability is established for the expected amount of refunds and credits to be issued to customers.

## Printing Job Work

Revenue from printing job work is recognized on the stage of completion of job work as per terms of the agreement.

Revenue from job work is measured at the amount of transaction price (net of variable consideration) allocated to that performance obligation. The transaction price is net of variable consideration on account of various discounts and schemes offered by the Company as part of the contract.

## OTT Play Subscription revenue

Subscription revenue is recognized over the period of the subscription, in accordance with the established principles of accrual accounting. Unearned revenues are reported on the balance sheet as deferred revenue.

## Interest income

For all debt instruments measured at amortised cost, interest income is recorded using the effective interest rate (EIR). EIR is the rate that exactly discounts the estimated future cash payments or receipts over the expected life of the financial instrument or a shorter period, where appropriate, to the gross carrying amount of the financial asset or to the amortised cost of a financial liability. When calculating the effective interest rate, the Company estimates the expected cash flows by considering all the contractual terms of the financial instrument (for example, prepayment, extension, call and similar options) but does not consider the expected credit losses. Interest income is included in other income in the statement of profit and loss.

## Dividends

Revenue is recognised when the Company's right to receive the payment is established, which is generally when shareholders approve the dividend.

## e) Government grants

Government grants are recognised where there is reasonable assurance that the grant will be received and all attached conditions will be complied with. When the grant relates to an expense item, it is recognised as income on a systematic basis over the periods that the related costs, for which it is intended to compensate, are expensed. When the grant relates to an asset, it is recognised as income in equal amounts over the expected useful life of the related asset.

When the Company receives grants for purchase of property, plant and equipment, the asset and the grant are recorded at fair value amounts and released to statement of profit and loss over the expected useful life of the asset.

## f) Taxes

### Current income tax

Tax expense comprises current and deferred tax.

# Notes to standalone financial statements

for the year ended March 31, 2023

Current income tax is measured at the amount expected to be paid to the tax authorities in accordance with the Income Tax Act, 1961.

Current income tax assets and liabilities are measured at the amount expected to be recovered from or paid to the taxation authorities. The tax rates and tax laws used to compute the amount are those that are enacted or substantively enacted, at the reporting date.

Current income tax relating to items recognised outside profit or loss is recognised outside profit or loss (either in other comprehensive income or in equity). Current tax items are recognised in correlation to the underlying transaction either in OCI or directly in equity. Management periodically evaluates positions taken in the tax returns with respect to situations in which applicable tax regulations are subject to interpretation and establishes provisions where appropriate.

Appendix C to Ind AS 12, Income Taxes dealing with accounting for uncertainty over income tax treatments does not have any material impact on financial statements of the Company.

## Deferred tax

Deferred tax is provided considering temporary differences between the tax bases of assets and liabilities and their carrying amounts for financial reporting purposes at the reporting date.

Deferred tax liabilities are recognised for all taxable temporary differences.

Deferred tax assets are recognised for all deductible temporary differences, the carry forward of unused tax credits and any unused tax losses. Deferred tax assets are recognised to the extent that it is probable with convincing evidence that taxable profit will be available against which the deductible temporary differences, and the carry forward of unused tax credits and unused tax losses can be utilised.

Deferred tax assets and liabilities are measured at the tax rates that are expected to apply in the year when the asset is realised or the liability is settled, based on tax rates (and tax laws) that have been enacted or substantively enacted at the reporting date.

Deferred tax relating to items recognised outside profit or loss is recognised outside profit or loss. Deferred tax items are recognised in correlation to the underlying transaction either in OCI or directly in equity.

Deferred tax assets and deferred tax liabilities are offset if and only if it has a legally enforceable right to set off current tax assets and current tax liabilities and the deferred tax assets and deferred tax liabilities relate to income taxes levied by the same taxation authority on either the same taxable entity or different taxable entities which intend either to settle current tax liabilities and assets on a net basis, or to realise the assets and settle the liabilities simultaneously, in each future period in which significant amounts of deferred tax liabilities or assets are expected to be settled or recovered.

## GST/ value added taxes paid on acquisition of assets or on incurring expenses

Expenses and assets are recognised net of the amount of GST/ value added taxes paid, except:

- When the tax incurred on a purchase of assets or services is not recoverable from the taxation authority, in which case, the tax paid is recognised as part of the cost of acquisition of the asset or as part of the expense item, as applicable
- When receivables and payables are stated with the amount of tax included

The net amount of tax recoverable from, or payable to, the taxation authority is included as part of receivables or payables in the balance sheet.

## g) Non-current assets held for sale

Non-current assets (or disposal groups) are classified as held for sale if their carrying amount will be recovered principally through a sale transaction rather than through continuing use and a sale is considered highly probable. They are measured at the lower of their carrying amount and fair value less costs to sell, except for assets such as deferred tax assets, assets arising from employee benefits, financial assets and contractual rights under insurance contracts, which are specifically exempt from this requirement.

# Notes to standalone financial statements

for the year ended March 31, 2023

## h) Property, plant and equipment

The Company has applied the one time transition option of considering the carrying cost of property, plant & equipment and intangible assets on the transition date i.e. April 1, 2015 as the deemed cost under Ind-AS.

Construction in progress is stated at cost, net of accumulated impairment losses, if any. Plant and equipment is stated at cost, net of accumulated depreciation and accumulated impairment losses, if any. Such cost includes the cost of replacing part of the plant and equipment and borrowing costs for long-term construction projects if the recognition criteria are met.

Cost comprises the purchase price, borrowing costs if capitalization criteria are met and any directly attributable cost of bringing the asset to its working condition for the intended use. Any trade discounts and rebates are deducted in arriving at the purchase price.

### Recognition:

The cost of an item of property, plant and equipment shall be recognised as an asset if, and only if:

- (a) it is probable that future economic benefits associated with the item will flow to the entity; and
- (b) the cost of the item can be measured reliably.

When significant parts of plant and equipment are required to be replaced at intervals, the Company depreciates them separately based on their specific useful life. Likewise, when a major inspection is performed, its cost is recognised in the carrying amount of the plant and equipment as a replacement if the recognition criteria are satisfied. All other repair and maintenance costs are recognised in profit or loss as incurred. The present value of the expected cost for the decommissioning of an asset after its use is included in the cost of the respective asset if the recognition criteria for a provision are met.

## Depreciation methods, estimated useful life and residual value

Depreciation is calculated on a straight-line basis over the estimated useful life of the assets as follows:

| Type of asset                            | Useful life estimated by management (Years) |
|--|---|
| Plant and Machinery                      | 2-21  |
| Buildings (Factory)                      | 10-30                                       |
| Buildings (other than factory buildings) | 3-60  |
| Furniture and Fixtures                   | 2-10  |
| Office Equipment                         | 2-5   |
| Vehicles                                 | 8   |

The Company, based on technical assessment made by the management depreciates certain assets over estimated useful life which are different from the useful life prescribed in Schedule II to the Companies Act, 2013. The management has estimated, supported by technical assessment, the useful life of certain plant and machinery as 16 to 21 years. These useful life are higher than those indicated in schedule II to the Companies Act, 2013. The management believes that these estimated useful life are realistic and reflect a fair approximation of the period over which the assets are likely to be used.

Property, Plant and Equipment which are added/discharged off during the year, depreciation is provided on pro-rata basis with reference to the month of addition/deletion.

An item of property, plant and equipment and any significant part initially recognised is derecognised upon disposal or when no future economic benefits are expected from its use or disposal. Any gain or loss arising on de-recognition of the asset (calculated as the difference between the net disposal proceeds and the carrying amount of the asset) is included in the income statement when the asset is derecognised.

Subsequent expenditure can be capitalised only if it is probable that future economic benefits associated with the expenditure will flow to the Company.



# Notes to standalone financial statements

for the year ended March 31, 2023

Expenditure directly attributable to construction activity is capitalized. Other indirect costs incurred during the construction periods which are not directly attributable to construction activity are charged to Statement of Profit and Loss. Reinvested income earned during the construction period is adjusted against the total of indirect expenditure.

The residual values, useful life and methods of depreciation of property, plant and equipment are reviewed at each financial year end and adjusted prospectively, if appropriate.

## i) Investment properties

Investment properties are properties (land and buildings) that are held for long-term rental yields and/or for capital appreciation. Investment properties are measured initially at cost, including transaction costs. Subsequent to initial recognition, investment properties are stated at cost less accumulated depreciation and accumulated impairment loss, if any.

The Company depreciates building component of investment property over 30 years from the date property is ready for possession.

Though the Company measures investment property using cost based measurement, the fair value of investment property is disclosed in the notes. Fair values are determined based on an annual evaluation performed by an accredited external independent valuer.

On transition to Ind AS, the Company has elected to continue with the carrying value of all of its Investment properties recognised as at 1st April 2015 measured as per the Indian GAAP and use that carrying value as the deemed cost of the Investment Properties.

Investment properties are derecognised either when they have been disposed of or when they are permanently withdrawn from use and no future economic benefit is expected from their disposal. The difference between the net disposal proceeds and the carrying amount of the asset is recognised in profit or loss in the period of de-recognition.

Investment properties that meet the criteria to be classified as held for sale are measured and presented in accordance with Ind AS 105.

## j) Intangible assets

Intangible assets acquired separately are measured on initial recognition at cost. The cost of intangible assets acquired in a business combination is their fair value at the date of acquisition. Following initial recognition, intangible assets are carried at cost less any accumulated amortisation and accumulated impairment losses. Internally generated intangibles, excluding capitalised development costs, are not capitalised and the related expenditure is reflected in profit or loss in the period in which the expenditure is incurred.

Value for individual software license acquired from the holding company in an earlier year is allocated based on the valuation carried out by an independent expert at the time of acquisition.

On transition to Ind AS, the Company has elected to continue with the carrying value of all of its Intangible assets recognised as at 1st April 2015 measured as per the previous GAAP and use that carrying value as the deemed cost of the Intangible assets.

The useful life of intangible assets is assessed as either finite or indefinite.

Intangible assets with finite life are amortised over the useful economic life and assessed for impairment whenever there is an indication that the intangible asset may be impaired. The amortisation period and the amortisation method for an intangible asset with a finite useful life are reviewed at least at the end of each reporting period. Changes in the expected useful life or the expected pattern of consumption of future economic benefits embodied in the asset are considered to modify the amortisation period or method, as appropriate, and are treated as changes in accounting estimates.

The amortisation expense on intangible assets with finite life is recognised in the statement of profit and loss.

# Notes to standalone financial statements

for the year ended March 31, 2023

Intangible assets with indefinite useful life are not amortised, but are tested for impairment annually, either individually or at the cash-generating unit level. The assessment of indefinite life is reviewed annually to determine whether the indefinite life continues to be supportable. If not, the change in useful life from indefinite to finite is made on a prospective basis.

Intangible assets with finite life are amortized on straight line basis using the estimated useful life as follows:

| Intangible Assets | Useful life (in years) |
|-------------------|------------------------|
| Software Licenses | 1 - 6                  |
| Brand             | Indefinite useful life |

An intangible asset is derecognised upon disposal (i.e., at the date the recipient obtains control) or when no future economic benefits are expected from its use or disposal. Any gain or loss arising upon derecognition of the asset (calculated as the difference between the net disposal proceeds and the carrying amount of the asset) is included in the statement of profit or loss.

## k) Borrowing costs

Borrowing costs directly attributable to the acquisition, construction or production of an asset that necessarily takes a substantial period of time to get ready for its intended use or sale are capitalised as part of the cost of the asset. All other borrowing costs are expensed in the period in which they occur. Borrowing costs consist of interest and other costs that an entity incurs in connection with the borrowing of funds. Borrowing cost also includes exchange differences to the extent regarded as an adjustment to the borrowing costs.

## l) Leases

A contract is, or contains, a lease if the contract conveys the right to control the use of an identified asset for a period of time in exchange for consideration.

### Company as a lessee

The Company recognises right-of-use asset representing its right to use the underlying asset for the lease term at the lease commencement

date. The cost of the right-of-use asset measured at inception shall comprise of the amount of the initial measurement of the lease liability adjusted for any lease payments made at or before the commencement date less any lease incentives received, plus any initial direct costs incurred and an estimate of costs to be incurred by the lessee in dismantling and removing the underlying asset or restoring the underlying asset or site on which it is located. The right-of-use assets is subsequently measured at cost less any accumulated depreciation, accumulated impairment losses, if any and adjusted for any remeasurement of the lease liability. The right-of-use assets is depreciated using the straight-line method from the commencement date over the shorter of lease term or useful life of right-of-use asset. The estimated useful lives of right-of-use assets are determined on the same basis as those of property, plant and equipment. Right-of-use assets are tested for impairment whenever there is any indication that their carrying amounts may not be recoverable. Impairment loss, if any, is recognised in the statement of profit and loss.

The Company measures the lease liability at the present value of the lease payments that are not paid at the commencement date of the lease. The lease payments are discounted using the interest rate implicit in the lease, if that rate can be readily determined. If that rate cannot be readily determined, the Company uses incremental borrowing rate. The lease payments shall include fixed payments, variable lease payments, residual value guarantees, exercise price of a purchase option where the Company is reasonably certain to exercise that option and payments of penalties for terminating the lease, if the lease term reflects the lessee exercising an option to terminate the lease. After the commencement date, the amount of lease liabilities is increased to reflect the accretion of interest and reduced for the lease payments made. The lease liability is subsequently remeasured by increasing the carrying amount to reflect interest on the lease liability, reducing the carrying amount to reflect the lease payments made and remeasuring the carrying amount to reflect any reassessment or lease modifications or to reflect revised in-substance fixed lease payments. The Company recognises the amount of the re-measurement of

## Notes to standalone financial statements

for the year ended March 31, 2023

lease liability due to modification as an adjustment to the right-of-use asset and statement of profit and loss depending upon the nature of modification. Where the carrying amount of the right-of-use asset is reduced to zero and there is a further reduction in the measurement of the lease liability, the Company recognises any remaining amount of the re-measurement in statement of profit and loss.

The Company has elected not to apply the requirements of Ind AS 116 to short-term leases of all assets that have a lease term of 12 months or less and leases for which the underlying asset is of low value. The lease payments associated with these leases are recognised as an expense on a straight-line basis over the lease term.

As a practical expedient a lessee (the company) has elected, by class of underlying asset, not to separate lease components from any associated non-lease components. A lessee (the company) accounts for the lease component and the associated non-lease components as a single lease component.

### **Company as a lessor**

At the inception of the lease the Company classifies each of its leases as either an operating lease or a finance lease. The Company recognises lease payments received under operating leases as income on a straight-line basis over the lease term. In case of a finance lease, finance income is recognised over the lease term based on a pattern reflecting a constant periodic rate of return on the lessor's net investment in the lease.

### **m) Inventories**

Inventories are valued as follows :

|                                  |   |
|----------------------------------|---|
| Raw materials, stores and spares | Lower of cost and net realizable value. However, material and other items held for use in the production of inventories are not written down below cost if the finished products in which they will be incorporated are expected to be sold at or above cost. Cost is determined on a weighted average basis. |
|----------------------------------|---|

|                                     |  |
|-------------------------------------|--|
| Work-in-progress and finished goods | Lower of cost and net realizable value. Cost includes direct materials and a proportion of manufacturing overheads based on normal operating capacity. Cost is determined on a weighted average basis. |
| Scrap and waste papers              | At net realizable value  |

Net realisable value is the estimated selling price in the ordinary course of business, less estimated costs of completion and the estimated costs necessary to make the sale.

### **n) Impairment of non-financial assets**

For assets with definite useful life, the Company assesses, at each reporting date, whether there is an indication that an asset may be impaired. If any indication exists, or when annual impairment testing for an asset is required, the Company estimates the asset's recoverable amount. An asset's recoverable amount is the higher of an asset's or cash-generating unit's (CGU) fair value less costs of disposal and its value in use. Recoverable amount is determined for an individual asset, unless the asset does not generate cash inflows that are largely independent of those from other assets or groups of assets. When the carrying amount of an asset or CGU exceeds its recoverable amount, the asset is considered impaired and is written down to its recoverable amount.

In assessing value in use, the estimated future cash flows are discounted to their present value using a pre-tax discount rate that reflects current market assessments of the time value of money and the risks specific to the asset. In determining fair value less costs of disposal, recent market transactions are taken into account. If no such transactions can be identified, an appropriate valuation model is used. These calculations are corroborated by valuation multiples, quoted share prices for publicly traded Company's or other available fair value indicators.

The Company bases its impairment calculation on detailed budgets and forecast calculations, which are prepared separately for each of the

# Notes to standalone financial statements

for the year ended March 31, 2023

Company's CGUs to which the individual assets are allocated. These budgets and forecast calculations generally cover a period of five years. For longer periods, a long-term growth rate is calculated and applied to project future cash flows after the fifth year. To estimate cash flow projections beyond periods covered by the most recent budgets/forecasts, the Company extrapolates cash flow projections in the budget using a steady or declining growth rate for subsequent years, unless an increasing rate can be justified. In any case, this growth rate does not exceed the long-term average growth rate for the products, industries, or country or countries in which the entity operates, or for the market in which the asset is used.

Impairment losses of continuing operations, including impairment on inventories, are recognised in the statement of profit and loss.

An assessment is made at each reporting date to determine whether there is an indication that previously recognised impairment losses no longer exist or have decreased. If such indication exists, the Company estimates the asset's or CGU's recoverable amount. A previously recognised impairment loss is reversed only if there has been a change in the assumptions used to determine the asset's recoverable amount since the last impairment loss was recognised. The reversal is limited so that the carrying amount of the asset does not exceed its recoverable amount, nor exceed the carrying amount that would have been determined, net of depreciation, had no impairment loss been recognised for the asset in prior years. Such reversal is recognised in the statement of profit or loss unless the asset is carried at a revalued amount, in which case, the reversal is treated as a revaluation increase.

## o) Provisions

Provisions are recognised when the Company has a present obligation (legal or constructive) as a result of a past event, it is probable that an outflow of resources embodying economic benefits will be required to settle the obligation and a reliable estimate can be made of the amount of the obligation. When the Company

expects some or all of a provision to be reimbursed, for example, under an insurance contract, the reimbursement is recognised as a separate asset, but only when the reimbursement is virtually certain. The expense relating to a provision is presented in the statement of profit and loss net of any reimbursement.

If the effect of the time value of money is material, provisions are discounted using a current pre-tax rate that reflects, when appropriate, the risks specific to the liability. When discounting is used, the increase in the provision due to the passage of time is recognised as a finance cost.

## p) Employee benefits

### Short term employee benefits and defined contribution plans:

All employee benefits payable/available within twelve months of rendering the service are classified as short-term employee benefits. Benefits such as salaries, wages and bonus etc. are recognised in the statement of profit and loss in the period in which the employee renders the related service.

Employee benefit in the form of provident fund is a defined contribution scheme. The Company has no obligation, other than the contribution payable to the provident fund. The Company recognizes contribution payable to the provident fund scheme as an expense, when an employee renders the related service. If the contribution payable to the scheme for service received before the balance sheet date exceeds the contribution already paid, the deficit payable to the scheme is recognized as a liability after deducting the contribution already paid. If the contribution already paid exceeds the contribution due for services received before the balance sheet date, then excess is recognized as an asset to the extent that the pre-payment will lead to, for example, a reduction in future payment or a cash refund.

### Gratuity

Gratuity is a defined benefit scheme. The defined benefit obligation is Computed by actuaries using the projected unit credit method.

# Notes to standalone financial statements

for the year ended March 31, 2023

Re-measurements, comprising of actuarial gains and losses, the effect of the asset ceiling, excluding amounts included in net interest on the net defined benefit liability and the return on plan assets (excluding amounts included in net interest on the net defined benefit liability), are recognised immediately in the balance sheet with a corresponding debit or credit to retained earnings through OCI in the period in which they occur. Re-measurements are not reclassified to profit or loss in subsequent periods.

Past service costs are recognised in profit or loss on the earlier of:

- The date of the plan amendment or curtailment, and
- The date that the Company recognises related restructuring cost

Net interest is calculated by applying the discount rate to the net defined benefit liability or asset.

The Company recognises the following changes in the net defined benefit obligation as an expense in the Statement of profit and loss:

- Service costs comprising current service costs, past-service costs, gains and losses on curtailments and non-routine settlements; and
- Net interest expense or income

## Termination Benefits

Termination benefits are payable when employment is terminated by the company before the normal retirement date. The Company recognises termination benefits at the earlier of the following dates: (a) when the company can no longer withdraw the offer of those benefits; and (b) when the Company recognises costs for a restructuring that is within the scope of Ind AS 37 and involves the payment of terminations benefits. Benefits falling due more than 12 months after the end of the reporting period are discounted to present value.

## Compensated Absences

Accumulated leave, which is expected to be utilized within the next 12 months, is treated as short term employee benefit. The Company measures the expected cost of such absences as the additional amount that it expects to pay as a result of the unused entitlement that has accumulated at the reporting date.

Re-measurements, comprising of actuarial gains and losses, are immediately taken to the statement of profit and loss and are not deferred. The Company presents the leave as a current liability in the balance sheet to the extent it does not have an unconditional right to defer its settlement for 12 months after the reporting date. Where Company has the unconditional legal and contractual right to defer the settlement for a period beyond 12 months, the same is presented as non-current liability.

## q) Share-based payments

Employees (including senior executives) of the Company receive remuneration in the form of share-based payments, whereby employees render services as consideration for equity instruments (equity-settled transactions).

## Equity-settled transactions

The cost of equity-settled transactions is determined by the fair value at the date when the grant is made using an appropriate valuation model. The Company has availed option under Ind-AS 101, to apply intrinsic value method to the options already vested before the date of transition and applied Ind-AS 102 Share-based payment to equity instruments that remain unvested as of transition date

That cost is recognised, together with a corresponding increase in share-based payment (SBP) reserves in equity, over the period in which the performance and/or service conditions are fulfilled in employee benefits expense. The cumulative expense recognised for equity-settled transactions at each reporting

# Notes to standalone financial statements

for the year ended March 31, 2023

date until the vesting date reflects the extent to which the vesting period has expired and the Company's best estimate of the number of equity instruments that will ultimately vest. The statement of profit and loss expense or credit for a period represents the movement in cumulative expense recognised as at the beginning and end of that period and is recognised in employee benefits expense. The SBP Scheme is administered through Employee Stock Option Trust.

Service and non-market performance conditions are not taken into account when determining the grant date fair value of awards, but the likelihood of the conditions being met is assessed as part of the Company's best estimate of the number of equity instruments that will ultimately vest. Market performance conditions are reflected within the grant date fair value. Any other conditions attached to an award, but without an associated service requirement, are considered to be non-vesting conditions. Non-vesting conditions are reflected in the fair value of an award and lead to an immediate expensing of an award unless there are also service and/or performance conditions.

No expense is recognised for awards that do not ultimately vest because non-market performance and/or service conditions have not been met. Where awards include a market or non-vesting condition, the transactions are treated as vested irrespective of whether the market or non-vesting condition is satisfied, provided that all other performance and/or service conditions are satisfied.

When the terms of an equity-settled award are modified, the minimum expense recognised is the expense had the terms had not been modified, if the original terms of the award are met. An additional expense is recognised for any modification that increases the total fair value of the share-based payment transaction, or is otherwise beneficial to the employee as measured at the date of modification. Where an award is cancelled by the entity or by the counterparty, any remaining element of the fair value of the award is expensed immediately through profit or loss.

The dilutive effect of outstanding options is reflected as additional share dilution in the computation of diluted earnings per share.

## r) Financial instruments

A financial instrument is any contract that gives rise to a financial asset of one entity and a financial liability or equity instrument of another entity.

### Financial assets

#### Initial recognition and measurement

All financial assets (Other than trade receivable which is recognised at transaction price as per Ind AS 115) are recognised initially at fair value plus, in the case of financial assets not recorded at fair value through profit or loss, transaction costs that are attributable to the acquisition of the financial asset.

#### Subsequent measurement

For purposes of subsequent measurement, financial assets are classified into two categories:

- Debt instruments at amortised cost
- Debt instruments, derivatives and equity instruments at fair value through profit or loss (FVTPL)

#### Debt instruments at amortised cost

A 'debt instrument' is measured at the amortised cost if both the following conditions are met:

- a) The asset is held within a business model whose objective is to hold assets for collecting contractual cash flows, and
- b) Contractual terms of the asset give rise on specified dates to cash flows that are solely payments of principal and interest (SPPI) on the principal amount outstanding.

After initial measurement, such financial assets are subsequently measured at amortised cost using the effective interest rate (EIR) method. Amortised cost is calculated by taking into account any discount or premium on acquisition and fees or costs that are an integral part of the

# Notes to standalone financial statements

for the year ended March 31, 2023

EIR. The EIR amortisation is included in finance income in the profit or loss. The losses arising from impairment are recognised in the profit or loss. This category generally applies to trade and other receivables. For more information on receivables, refer to Note 10A.

## Debt instruments at FVTPL

FVTPL is a residual category for debt instruments. Any debt instrument, which does not meet the criteria for categorization as at amortized cost or as FVTOCI, is classified as at FVTPL.

In addition, the Company may elect to designate a debt instrument which otherwise meets amortized cost or FVTOCI criteria, as at FVTPL. However, such election is allowed only if doing so reduces or eliminates a measurement or recognition inconsistency (referred to as 'accounting mismatch').

The net changes in fair value are recognised in the statement of profit and loss. Mutual Funds Debt instruments included within the FVTPL category are measured at fair value with all changes recognized in the Statement of Profit and Loss as "Finance income from debt instruments at FVTPL" under the head "Other Income".

## Equity investments

All equity investments in scope of Ind-AS 109 are measured at fair value. Equity instruments which are held for trading recognised by an acquirer in a business combination to which Ind-AS 103 applies are Ind-AS classified as at FVTPL. For all other equity instruments, the Company may make an irrevocable election to present in other comprehensive income subsequent changes in the fair value. The Company makes such election on an instrument-by-instrument basis. The classification is made on initial recognition and is irrevocable.

If the Company decides to classify an equity instrument as at FVTOCI, then all fair value changes on the instrument, excluding dividends, are recognized in the OCI. There is no recycling of the amounts from OCI to P&L, even on sale of investment. However, the Company may

transfer the cumulative gain or loss within equity.

Equity instruments included within the FVTPL category are measured at fair value with all changes recognized in the P&L.

## De-recognition

A financial asset (or, where applicable, a part of a financial asset or part of a Company of similar financial assets) is primarily derecognised (i.e. removed from the Company's balance sheet) when:

- The rights to receive cash flows from the asset have expired, or
- The Company has transferred its rights to receive cash flows from the asset or has assumed an obligation to pay the received cash flows in full without material delay to a third party under a 'pass-through' arrangement; and either (a) the Company has transferred substantially all the risks and rewards of the asset, or (b) the Company has neither transferred nor retained substantially all the risks and rewards of the asset, but has transferred control of the asset.

When the Company has transferred its rights to receive cash flows from an asset or has entered into a pass-through arrangement, it evaluates if and to what extent it has retained the risks and rewards of ownership. When it has neither transferred nor retained substantially all of the risks and rewards of the asset, nor transferred control of the asset, the Company continues to recognise the transferred asset to the extent of the Company continuing involvement. In that case, the Company also recognises an associated liability. The transferred asset and the associated liability are measured on a basis that reflects the rights and obligations that the Company has retained.

Continuing involvement that takes the form of a guarantee over the transferred asset is measured at the lower of the original carrying amount of the asset and the maximum amount of consideration that the Company could be required to repay.

# Notes to standalone financial statements

for the year ended March 31, 2023

## Impairment of financial assets

In accordance with Ind-AS 109, the Company applies expected credit loss (ECL) model for measurement and recognition of impairment loss on the following financial assets and credit risk exposure:

- a) Financial assets that are debt instruments, and are measured at amortised cost e.g., loans, debt securities, deposits, trade receivables and bank balance
- b) Trade receivables or any contractual right to receive cash or another financial asset that result from transactions that are within the scope of Ind-AS 115 (referred to as 'contractual revenue receivables' in these financial statements)

The Company follows 'simplified approach' for recognition of impairment loss allowance on:

- Trade receivables or contract revenue receivables; and
- All lease receivables resulting from transactions within the scope of Ind- AS 116

The application of simplified approach does not require the Company to track changes in credit risk. Rather, it recognises impairment loss allowance based on lifetime ECLs at each reporting date, right from its initial recognition.

For recognition of impairment loss on other financial assets and risk exposure, the Company determines that whether there has been a significant increase in the credit risk since initial recognition. If credit risk has not increased significantly, 12-month ECL is used to provide for impairment loss. However, if credit risk has increased significantly, lifetime ECL is used. If, in a subsequent period, credit quality of the instrument improves such that there is no longer a significant increase in credit risk since initial recognition, then the entity reverts to recognising impairment loss allowance based on 12-month ECL.

Lifetime ECL are the expected credit losses resulting from all possible default events over the expected life of a financial instrument.

The 12-month ECL is a portion of the lifetime ECL which results from default events that are possible within 12 months after the reporting date.

ECL is the difference between all contractual cash flows that are due to the Company in accordance with the contract and all the cash flows that the entity expects to receive (i.e., all cash shortfalls), discounted at the original EIR. When estimating the cash flows, an entity is required to consider:

- All contractual terms of the financial instrument (including prepayment, extension, call and similar options) over the expected life of the financial instrument. However, in rare cases when the expected life of the financial instrument cannot be estimated reliably, then the entity is required to use the remaining contractual term of the financial instrument
- Cash flows from the sale of collateral held or other credit enhancements that are integral to the contractual terms

As a practical expedient, the Company uses a provision matrix to determine impairment loss allowance on portfolio of its trade receivables. The provision matrix is based on its historically observed default rates over the expected life of the trade receivables and is adjusted for forward looking estimates. At every reporting date, the historical observed default rates are updated and changes in the forward looking estimates are analysed.

ECL impairment loss allowance (or reversal) recognized during the period is recognized as income/ expense in the statement of profit and loss (P&L). This amount is reflected under the head 'other expenses' in the P&L. The balance sheet presentation for various financial instruments is described below:

- Financial assets measured as at amortised cost, contractual revenue receivables and lease receivables: ECL is presented as an allowance, i.e., as an integral part of the measurement of those assets in the balance sheet. The allowance reduces the net carrying amount. Until the asset



# Notes to standalone financial statements

for the year ended March 31, 2023

meets write-off criteria, the Company does not reduce impairment allowance from the gross carrying amount.

For assessing increase in credit risk and impairment loss. The Company combines financial instruments on the basis of shared credit risk characteristics with the objective of facilitating an analysis that is designed to enable significant increases in credit risk to be identified on a timely basis.

The Company does not have any purchased or originated credit-impaired (POCI) financial assets, i.e., financial assets which are credit impaired on purchase/ origination.

## Financial liabilities

### Initial recognition and measurement

Financial liabilities are classified, at initial recognition, as financial liabilities at fair value through profit or loss, loans and borrowings, payables, or as derivatives designated as hedging instruments in an effective hedge, as appropriate.

All financial liabilities are recognised initially at fair value and, in the case of loans and borrowings and payables, net of directly attributable transaction costs.

The Company's financial liabilities include trade and other payables, loans and borrowings including bank overdrafts and derivative financial instruments.

### Subsequent measurement

The measurement of financial liabilities depends on their classification, as described below:

#### Financial liabilities at fair value through profit or loss

Financial liabilities at fair value through profit or loss include financial liabilities designated upon initial recognition as at fair value through profit or loss. This category includes derivative financial instruments entered into by the Company that are not designated as hedging instruments in hedge relationships as defined by Ind-AS 109.

Financial liabilities designated upon initial recognition at fair value through profit or loss are designated as such at the initial date of recognition, and only if the criteria in Ind-AS 109 are satisfied. For liabilities designated as FVTPL, fair value gains/ losses attributable to changes in own credit risk are recognized in OCI. These gains/ loss are not subsequently transferred to P&L. However, the Company may transfer the cumulative gain or loss within equity. All other changes in fair value of such liability are recognised in the statement of profit or loss.

### Loans and borrowings

After initial recognition, interest-bearing loans and borrowings are subsequently measured at amortised cost using the EIR method. Gains and losses are recognised in profit or loss when the liabilities are derecognised as well as through the EIR amortisation process.

Amortised cost is calculated by taking into account any discount or premium on acquisition and fees or costs that are an integral part of the EIR. The EIR amortisation is included as finance costs in the statement of profit and loss.

This category generally applies to borrowings. For more information refer Note 15A.

### De-recognition

A financial liability is derecognised when the obligation under the liability is discharged or cancelled or expires. When an existing financial liability is replaced by another from the same lender on substantially different terms, or the terms of an existing liability are substantially modified, such an exchange or modification is treated as the de-recognition of the original liability and the recognition of a new liability. The difference in the respective carrying amounts is recognised in the statement of profit or loss.

### Offsetting of financial instruments

Financial assets and financial liabilities are offset and the net amount is reported in the balance sheet if there is a currently enforceable legal right to offset the recognised amounts and there is an intention to settle on a net basis, to realise the assets and settle the liabilities simultaneously.

# Notes to standalone financial statements

for the year ended March 31, 2023

## s) Derivative financial instruments and hedge accounting

### Derivative accounting

#### Initial recognition and subsequent measurement

The Company uses derivative financial instruments, such as forward currency contracts. Such derivative financial instruments are initially recognised at fair value on the date on which a derivative contract is entered into and are subsequently re-measured at fair value. Derivatives are carried as financial assets when the fair value is positive and as financial liabilities when the fair value is negative.

Any gains or losses arising from changes in the fair value of derivatives are taken directly to profit or loss.

#### Hedge Accounting

##### Initial recognition and subsequent measurement

The Company designates (Cash Flow Hedge):

- Intrinsic Value of Call Spread option to hedge foreign currency risk for repayment of Principal Amount in relation to External Commercial Borrowing (ECB) availed in USD.
- Interest Rate Swap (Floating to Fixed) to hedge interest rate risk in respect of Floating rate of interest in relation to ECB.

The Company documents at the inception of the hedging transaction the economic relationship between hedging instruments and hedged items including whether the hedging instrument is expected to offset changes in cash flows of hedged items. The Company documents its risk management objective and strategy for undertaking various hedge transactions at the inception of each hedge relationship.

##### Cash flow hedges that qualify for hedge accounting

The effective portion of changes in the fair value of derivatives that are designated and qualify as cash flow hedges is recognised in

the other comprehensive income in cash flow hedging reserve within equity, limited to the cumulative change in fair value of the hedged item on a present value basis from the inception of the hedge. The gain or loss relating to the ineffective portion is recognised immediately in profit or loss, within other income or expense.

When option contracts are used to hedge foreign currency risk, the Company designates only the intrinsic value of the option contract as the hedging instrument.

Gains or losses relating to the effective portion of the change in intrinsic value of the option contracts are recognised in the cash flow hedging reserve within equity. The changes in the time value of the option contracts that relate to the hedged item ('aligned time value') are recognised within other comprehensive income in the costs of hedging reserve within equity.

Amounts accumulated in equity are reclassified to profit or loss in the periods when the hedged item affects profit or loss. The time value of an option used to hedge represents part of the cost of the transaction.

When a hedging instrument expires, or is sold or terminated, or when a hedge no longer meets the criteria for hedge accounting, any cumulative deferred gain or loss and deferred costs of hedging in equity at that time remains in equity until the forecast transaction occurs. When the forecast transaction is no longer expected to occur, the cumulative gain or loss and deferred costs of hedging that were reported in equity are immediately reclassified to profit or loss within other income or expense.

## t) Cash and cash equivalents

Cash and cash equivalent in the balance sheet comprise cash at banks and on hand and short-term deposits with an original maturity of three months or less, which are subject to an insignificant risk of changes in value.

For the purpose of the statement of cash flows, cash and cash equivalents consist of cash and short-term deposits, as defined above, net of outstanding bank overdrafts as they are considered an integral part of the Company's

# Notes to standalone financial statements

for the year ended March 31, 2023

cash management. Cash flows from operating activities are being prepared as per the Indirect method mentioned in Ind AS 7.

**u) Cash dividend and non- cash distribution to equity holders of the parent**

The Company recognises a liability to make cash or non-cash distributions to equity holders of the parent when the distribution is authorised and the distribution is no longer at the discretion of the Company. As per the corporate laws in India, a distribution is authorised when it is approved by the shareholders. A corresponding amount is recognised directly in equity.

Non-cash distributions are measured at the fair value of the assets to be distributed with fair value re-measurement recognised directly in equity.

Upon distribution of non-cash assets, any difference between the carrying amount of the liability and the carrying amount of the assets distributed is recognised in the statement of profit and loss.

**v) Contingent liabilities**

A contingent liability is a possible obligation that arises from past events whose existence will be confirmed by the occurrence or non-occurrence of one or more uncertain future events beyond the control of the Company or a present obligation that is not recognized because it is not probable that an outflow of resources will be required to settle the obligation. A contingent liability also arises in extremely rare cases where there is a liability that cannot be recognized because it cannot be measured reliably. The Company does not recognize a contingent liability but discloses its existence in the financial statements. Contingent assets are only disclosed when it is probable that the economic benefits will flow to the entity.

**w) Measurement of EBITDA**

The Company has elected to present earnings before finance costs, tax, depreciation and amortization (EBITDA) as a separate line item on the face of the statement of profit and loss. The Company measures EBITDA on the face of

profit/ (loss) from continuing operations. In the measurement, the Company does not include depreciation and amortization expense, finance costs and tax expense.

**x) Investments in subsidiaries, joint ventures and associates**

An investor, regardless of the nature of its involvement with an entity (the investee), shall determine whether it is a parent by assessing whether it controls the investee.

An investor controls an investee when it is exposed, or has rights, to variable returns from its involvement with the investee and has the ability to affect those returns through its power over the investee.

Thus, an investor controls an investee if and only if the investor has all the following:

- (a) power over the investee;
- (b) exposure, or rights, to variable returns from its involvement with the investee and
- (c) the ability to use its power over the investee to affect the amount of the investor's returns.

An associate is an entity over which the Company has significant influence. Significant influence is the power to participate in the financial and operating policy decisions of the investee, but is not control or joint control over those policies.

The considerations made in determining significant influence are similar to those necessary to determine control over subsidiaries.

The Company has elected to recognize its investments in subsidiary and joint venture companies at cost in accordance with the option available in Ind-AS 27, 'Separate Financial Statements'. Except where investments accounted for at cost shall be accounted for in accordance with Ind-AS 105, Non-current Assets Held for Sale and Discontinued Operations, when they are classified as held for sale.

Investment carried at cost will be tested for impairment as per Ind-AS 36.

# Notes to standalone financial statements

for the year ended March 31, 2023

## y) Earnings per share

### Basic earnings per share

Basic earnings per share are calculated by dividing:

- the profit attributable to owners of the Company
- by the weighted average number of equity shares outstanding during the financial year, adjusted for bonus elements in equity shares issued during the year.

### Diluted earnings per share

Diluted earnings per share adjust the figures used in the determination of basic earnings per share to take into account:

- the after income tax effect of interest and other financing costs associated with dilutive potential equity shares, and
- the weighted average number of additional equity shares that would have been outstanding assuming the conversion of all dilutive potential equity shares.

## 2.3. Significant accounting judgements, estimates & assumptions

The preparation of the Company's financial statements requires management to make judgements, estimates and assumptions that affect the reported amounts of revenues, expenses, assets and liabilities, and the accompanying disclosures, and the disclosure of contingent liabilities. Uncertainty about these assumptions and estimates could result in outcomes that require a material adjustment to the carrying amount of assets or liabilities affected in future periods.

### 1) The areas involving critical estimates are as below:

#### Property, Plant and Equipment

The Company, based on technical assessment and management estimate, depreciates certain assets over estimated useful lives which are different from the useful life prescribed in Schedule II to the Companies Act, 2013. The management has estimated, supported by technical assessment, the useful lives of certain

plant and machinery as 16 to 21 years. These useful lives are higher than those indicated in schedule II. The management believes that these estimated useful lives are realistic and reflect fair approximation of the period over which the assets are likely to be used.

#### Defined benefit plans

The cost of the defined benefit gratuity plan and the present value of the gratuity obligation are determined using actuarial valuations. An actuarial valuation involves making various assumptions that may differ from actual developments in the future. These include the determination of the discount rate, future salary increases and mortality rates. Due to the complexities involved in the valuation and its long-term nature, a defined benefit obligation is highly sensitive to changes in these assumptions. All assumptions are reviewed at each reporting date.

The parameter most subject to change is the discount rate. In determining the appropriate discount rate for plans operated in India, the management considers the interest rates of government bonds in currencies consistent with the currencies of the post-employment benefit obligation.

The mortality rate is based on publicly available mortality tables for the specific countries. Those mortality tables tend to change only at interval in response to demographic changes. Future salary increases and gratuity increases are based on expected future inflation rates for the respective countries.

Further details about gratuity obligations are given in Note 31.

### 2) The areas involving critical Judgement are as below:

#### Intangible asset – “Hindi Hindustan” Brand

In year ended March 31, 2016, the Company had acquired Hindi Business Brand (i.e. Hindustan, Hindustan.in, Nandan, Kadambini, Hum Tum and other Hindi publication related trademarks) from its parent company, HT Media Limited. Management is of the opinion that, based on an analysis of all of the relevant factors, there is no foreseeable limit to the period over which the trademark is expected to generate

# Notes to standalone financial statements

for the year ended March 31, 2023

net cash inflows for the Company. Hence, the Brand is regarded by Management as having an indefinite useful life.

## Contingent Liabilities and commitments

The Company is involved in various litigations. The management of the Company has used its judgement while determining the litigations outcome of which are considered probable and in respect of which provision needs to be created.

## Fair value measurements

When the fair values of financial assets or financial liabilities recorded or disclosed in the financial statements cannot be measured based on quoted prices in active markets, their fair value is measured using valuation techniques including the DCF model. The inputs to these models are taken from observable markets where possible, but where this is not feasible, a degree of judgment is required in establishing fair values. Judgements include consideration of inputs such as liquidity risk, credit risk and volatility.

Changes in assumptions about these factors could affect the reported fair value of financial instruments. See Note 37 for further disclosures.

## Taxes

Uncertainties exist with respect to the interpretation of complex tax regulations, changes in tax laws, and the amount and timing of future taxable income. Given the wide range of business relationships and the long-term nature and complexity of existing contractual agreements, differences arising between the actual results and the assumptions made, or future changes to such assumptions, could necessitate future adjustments to tax income and expense already recorded. The Company establishes provisions, based on reasonable estimates. The amount of such provisions is based on various factors, such as experience of previous tax assessments and differing interpretations of tax regulations by the taxable entity and the responsible tax authority. Such differences of interpretation may arise on a wide variety of issues depending on the conditions prevailing in the respective domicile of the Companies.

Deferred tax assets are recognised for unused tax losses to the extent that it is probable that sufficient taxable profit will be available against which the losses can be utilised. Significant management judgement is required to determine the amount of deferred tax assets that can be recognised, based upon the likely timing and the level of future taxable profits together with future tax planning strategies.

Further details on taxes are disclosed in Note 14.

## Impairment of financial assets

The impairment provisions for financial assets are based on assumptions about risk of default and expected loss rates. The Company uses judgement in making these assumptions and selecting the inputs to the impairment calculation, based on Company's past history, existing market conditions as well as forward looking estimates at the end of each reporting period.

## Impairment of non- financial assets

The Company assesses at each reporting date whether there is an indication that an asset may be impaired. If any indication exists, or when annual impairment testing for an asset is required, the Company estimates the asset's recoverable amount. An asset's recoverable amount is the higher of an asset's or CGU's fair value less costs of disposal and its value in use. It is determined for an individual asset, unless the asset does not generate cash inflows that are largely independent of those from other assets or group of assets. Where the carrying amount of an asset or CGU exceeds its recoverable amount, the asset is considered impaired and is written down to its recoverable amount. In assessing value in use, the estimated future cash flows are discounted to their present value using a pre-tax discount rate that reflects current market assessments of the time value of money and the risks specific to the asset. In determining fair value less costs of disposal, recent markets transactions are taken into account. If no such transactions can be identified, an appropriate valuation model is used. These calculations are corroborated by valuation multiples, quoted share prices for publicly traded subsidiaries or other available fair value indicators.

# Notes to standalone financial statements

for the year ended March 31, 2023

## Share Based Payment

The Company measures the cost of equity-settled transactions with employees by reference to the fair value of the equity instruments at the date at which they are granted. Estimating fair value for share-based payment transactions requires determination of the most appropriate valuation model, which is dependent on the terms and conditions of the grant. This estimate also requires determination of the most appropriate inputs to the valuation model including the expected life of the share option, volatility and dividend yield and making assumptions about them. The assumptions and models used for estimating fair value for share-based payment transactions are disclosed in Note 32.

## Volume discounts and pricing incentives

The Company accounts for volume discounts and pricing incentives to customers as a reduction of revenue based on the rateable allocation of the discounts/ incentives amount to each of the underlying revenue transaction that results in progress by the customer towards earning the discount/ incentive. Also, when the level of discount varies with increases in levels of revenue transactions, the Company recognizes the liability based on its estimate of the customer's future purchases. If it is probable that the criteria for the discount will not be met, or if the amount thereof cannot be estimated reliably, then discount is not recognized until

the payment is probable and the amount can be estimated reliably. The Company recognizes changes in the estimated amount of obligations for discounts in the period in which the change occurs.

## Determining the lease term of contracts with renewal and termination options – as lessee

The Company determines the lease term as the non-cancellable term of the lease, together with any periods covered by an option to extend the lease if it is reasonably certain to be exercised, or any periods covered by an option to terminate the lease, if it is reasonably certain not to be exercised.

The Company applies judgement in evaluating whether it is reasonably certain whether or not to exercise the option to renew or terminate the lease. That is, it considers all relevant factors that create an economic incentive for it to exercise either the renewal or termination. After the commencement date, the Company reassesses the lease term if there is a significant event or change in circumstances that is within its control and affects its ability to exercise or not to exercise the option to renew or to terminate.

The periods covered by termination options are included as part of the lease term only when they are reasonably certain not to be exercised.

For further details about leases, refer to accounting policy on leases and Note 43.

## Notes to standalone financial statements

for the year ended March 31, 2023

### Note 3 : Property, plant and equipment and Capital work in progress

(INR Lakhs)

| Particulars   | Land Freehold (refer Note ii) | Buildings (refer Note ii) | Improvement to Leasehold Premises | Plant and Machinery (refer Note ii) | Office Equipment (refer Note ii) | Furniture & Fixtures (refer Note ii) | Total         |
|---|-------------------------------|---------------------------|-----------------------------------|-------------------------------------|----------------------------------|--------------------------------------|---------------|
| <b>Cost</b>   |                               |                           |                                   |                                     |                                  |                                      |               |
| <b>As at April 1, 2021</b>  | <b>913</b>                    | <b>5,127</b>              | <b>951</b>                        | <b>16,548</b>                       | <b>408</b>                       | <b>427</b>                           | <b>24,374</b> |
| Additions   | -                             | 4                         | 9                                 | 478                                 | 16                               | 1                                    | 508           |
| Less : Reclassification to non current assets held for sale (refer note IV below) | -                             | -                         | -                                 | 345                                 | -                                | -                                    | 345           |
| Disposals/ Adjustments  | -                             | -                         | 34                                | 376                                 | 55                               | 37                                   | 502           |
| <b>As at March 31, 2022</b>   | <b>913</b>                    | <b>5,131</b>              | <b>926</b>                        | <b>16,305</b>                       | <b>369</b>                       | <b>391</b>                           | <b>24,035</b> |
| Additions   | -                             | -                         | 39                                | 118                                 | 65                               | 14                                   | 236           |
| Transfer from non current assets held for sale (refer note 44)                    | -                             | -                         | -                                 | 128                                 | -                                | -                                    | 128           |
| Less : Disposals/ Adjustments   | -                             | -                         | -                                 | 294                                 | 16                               | 3                                    | 314           |
| <b>As at March 31, 2023</b>   | <b>913</b>                    | <b>5,131</b>              | <b>965</b>                        | <b>16,258</b>                       | <b>417</b>                       | <b>402</b>                           | <b>24,086</b> |
| <b>Accumulated depreciation/ Impairment</b>                                       |                               |                           |                                   |                                     |                                  |                                      |               |
| <b>As at April 1, 2021</b>  | -                             | <b>1,316</b>              | <b>749</b>                        | <b>8,464</b>                        | <b>302</b>                       | <b>172</b>                           | <b>11,003</b> |
| Depreciation charge for the year  | -                             | 211                       | 58                                | 1,495                               | 38                               | 41                                   | 1,843         |
| Less: Reversal of impairment (refer note III below)                               | -                             | -                         | -                                 | 31                                  | -                                | -                                    | 31            |
| Less : Reclassification to non current assets held for sale (refer note IV below) | -                             | -                         | -                                 | 237                                 | -                                | -                                    | 237           |
| Less: Disposals   | -                             | -                         | 32                                | 311                                 | 53                               | 36                                   | 432           |
| <b>As at March 31, 2022</b>   | -                             | <b>1,527</b>              | <b>775</b>                        | <b>9,380</b>                        | <b>287</b>                       | <b>177</b>                           | <b>12,146</b> |
| Depreciation charge for the year  | -                             | 236                       | 70                                | 1,304                               | 37                               | 44                                   | 1,692         |
| Less: Impairment (refer note III below)   | -                             | -                         | -                                 | 27                                  | -                                | -                                    | 27            |
| Transfer from non current assets held for sale (refer note 44)                    | -                             | -                         | -                                 | 55                                  | -                                | -                                    | 55            |
| Less: Disposals   | -                             | -                         | -                                 | 248                                 | 16                               | 3                                    | 267           |
| <b>As at March 31, 2023</b>   | -                             | <b>1,763</b>              | <b>845</b>                        | <b>10,518</b>                       | <b>308</b>                       | <b>217</b>                           | <b>13,652</b> |
| <b>Net block</b>  |                               |                           |                                   |                                     |                                  |                                      |               |
| <b>As at March 31, 2023</b>   | <b>913</b>                    | <b>3,368</b>              | <b>120</b>                        | <b>5,740</b>                        | <b>109</b>                       | <b>185</b>                           | <b>10,434</b> |
| <b>As at March 31, 2022</b>   | <b>913</b>                    | <b>3,604</b>              | <b>151</b>                        | <b>6,925</b>                        | <b>82</b>                        | <b>214</b>                           | <b>11,889</b> |

(INR Lakhs)

| Particulars                   | March 31, 2023 | March 31, 2022 |
|-------------------------------|----------------|----------------|
| Property, plant and equipment | 10,434         | 11,889         |
| Capital work in progress      | 3,485          | 1,950          |
| <b>Total</b>                  | <b>13,919</b>  | <b>13,839</b>  |

# Notes to standalone financial statements

for the year ended March 31, 2023

## Note 3 : Property, plant and equipment and Capital work in progress (cont'd)

### I. Capital work in progress (CWIP)

The capital work in progress as at March 31, 2023 and March 31, 2022 comprises mainly expenditure for Buildings & Plant and Machinery.

The Company accounts for capitalization of property, plant and equipment to the extent applicable through capital work in progress and therefore the movement in capital work-in-progress is the difference between closing and opening balance of capital work-in-progress as adjusted in additions to property, plant and equipment.

#### CWIP ageing schedule as on March 31, 2023

| CWIP                           | Amount in CWIP for a period of |            |            |                   | Total        |
|--------------------------------|--------------------------------|------------|------------|-------------------|--------------|
|                                | Less than 1 year               | 1-2 years  | 2-3 years  | More than 3 years |              |
| Projects in progress           | 1515                           | 560        | 500        | 911               | 3,486        |
| Projects temporarily suspended | -                              | -          | -          | -                 | -            |
|                                | <b>1,515</b>                   | <b>560</b> | <b>500</b> | <b>911</b>        | <b>3,486</b> |

#### CWIP ageing schedule as on March 31, 2022

| CWIP                           | Amount in CWIP for a period of |            |            |                   | Total        |
|--------------------------------|--------------------------------|------------|------------|-------------------|--------------|
|                                | Less than 1 year               | 1-2 years  | 2-3 years  | More than 3 years |              |
| Projects in progress           | 587                            | 500        | 863        | -                 | 1,950        |
| Projects temporarily suspended | -                              | -          | -          | -                 | -            |
|                                | <b>587</b>                     | <b>500</b> | <b>863</b> | <b>-</b>          | <b>1,950</b> |

### II. Details of Assets given under operating lease

(INR Lakhs)

| Particulars               | March 31, 2023      |               |              |                  |                     | March 31, 2022      |               |              |                  |                     |
|---------------------------|---------------------|---------------|--------------|------------------|---------------------|---------------------|---------------|--------------|------------------|---------------------|
|                           | Plant and Machinery | Freehold Land | Buildings    | Office Equipment | Furniture & Fixture | Plant and Machinery | Freehold Land | Buildings    | Office Equipment | Furniture & Fixture |
| Gross block               | 2,539               | 296           | 1,412        | 20               | 1                   | 2,539               | 296           | 1,412        | 20               | 1                   |
| Accumulated depreciation  | 1,619               | -             | 379          | 17               | 1                   | 1,410               | -             | 328          | 14               | 1                   |
| <b>Net block</b>          | <b>920</b>          | <b>296</b>    | <b>1,033</b> | <b>3</b>         | <b>-</b>            | <b>1,129</b>        | <b>296</b>    | <b>1,084</b> | <b>6</b>         | <b>1</b>            |
| Depreciation for the year | 209                 | -             | 52           | 3                | -                   | 214                 | -             | 55           | 3                | 0                   |

For further disclosures on assets given under operating lease, refer note 43.

### III. Additional information for which impairment loss/reversal of impairment has been recognized are as under:

- 1) Nature of asset : Plant and Machinery
- 2) Amount of impairment : INR 27 lakhs (Previous Year: INR Nil)
- 3) Reason of impairment : On account of physical damage
- 4) Amount of impairment reversal: INR Nil (Previous Year: INR 31 lakhs)
- 5) Reason for reversal of impairment: Sale of Asset



## Notes to standalone financial statements

for the year ended March 31, 2023

### IV. Reclassification to non current assets held for sale (refer note 44)

For the year ended March 31, 2022

| Particulars                    | (INR Lakhs) |                     |
|--------------------------------|-------------|---------------------|
|                                |             | Plant and Machinery |
| Cost                           |             | 345                 |
| Less: Accumulated depreciation |             | (237)               |
| Less: Impairment               |             | (7)                 |
| <b>Total</b>                   |             | <b>101</b>          |

### Note 4 : Investment Property

| Particulars  | (INR Lakhs) |               |
|--|-------------|---------------|
|  |             | Amount        |
| <b>Cost</b>  |             |               |
| <b>As at April 1, 2021</b>   |             | <b>5,400</b>  |
| Additions  |             | 2,329         |
| Disposals  |             | (948)         |
| <b>As at March 31, 2022</b>  |             | <b>6,781</b>  |
| Additions  |             | 5,504         |
| Reclassification to non current assets held for sale (refer note II below) |             | (514)         |
| Disposals  |             | (1,305)       |
| <b>As at March 31, 2023</b>  |             | <b>10,466</b> |
| <b>Accumulated depreciation and provision for impairment</b>               |             |               |
| <b>As at April 1, 2021</b>   |             | <b>358</b>    |
| Depreciation   |             | 110           |
| Provision for impairment (refer note I below)                              |             | 104           |
| Disposals  |             | (101)         |
| <b>As at March 31, 2022</b>  |             | <b>471</b>    |
| Depreciation   |             | 102           |
| Reversal of impairment (refer note I below)                                |             | (171)         |
| Reclassification to non current assets held for sale (refer note II below) |             | (15)          |
| Disposals  |             | (61)          |
| <b>As at March 31, 2023</b>  |             | <b>326</b>    |
| <b>Net Block</b>   |             |               |
| <b>As at March 31, 2023</b>  |             | <b>10,140</b> |
| <b>As at March 31, 2022</b>  |             | <b>6,310</b>  |

| Net book value                     | (INR Lakhs)    |                |
|------------------------------------|----------------|----------------|
|                                    | March 31, 2023 | March 31, 2022 |
| Completed investment property      | 2,422          | 2,905          |
| Investment property under progress | 7,718          | 3,405          |
| <b>Total</b>                       | <b>10,140</b>  | <b>6,310</b>   |

# Notes to standalone financial statements

for the year ended March 31, 2023

## Ageing schedule in relation to investment property under progress as on March 31, 2023

| Particulars                    | Amount for a period of |              |            |                   | Total        |
|--------------------------------|------------------------|--------------|------------|-------------------|--------------|
|                                | Less than 1 year       | 1-2 years    | 2-3 years  | More than 3 years |              |
| <b>(INR Lakhs)</b>             |                        |              |            |                   |              |
| <b>Gross amount</b>            |                        |              |            |                   |              |
| Projects in progress           | 4,986                  | 1,436        | 582        | 683               | 7,687        |
| Projects temporarily suspended | -                      | -            | -          | 103               | 103          |
|                                | <b>4,986</b>           | <b>1,436</b> | <b>582</b> | <b>786</b>        | <b>7,790</b> |
| <b>Impairment</b>              |                        |              |            |                   |              |
| Projects in progress           | 14                     | -            | 17         | 3                 | 34           |
| Projects temporarily suspended | -                      | -            | -          | 38                | 38           |
|                                | <b>14</b>              | <b>-</b>     | <b>17</b>  | <b>41</b>         | <b>72</b>    |
| <b>Net</b>                     | <b>4,972</b>           | <b>1,436</b> | <b>565</b> | <b>745</b>        | <b>7,718</b> |

## Ageing schedule in relation to investment property under progress as on March 31, 2022

| Particulars                    | Amount for a period of |            |            |                   | Total        |
|--------------------------------|------------------------|------------|------------|-------------------|--------------|
|                                | Less than 1 year       | 1-2 years  | 2-3 years  | More than 3 years |              |
| <b>(INR Lakhs)</b>             |                        |            |            |                   |              |
| <b>Gross amount</b>            |                        |            |            |                   |              |
| Projects in progress           | 1,840                  | 866        | 636        | 133               | 3,475        |
| Projects temporarily suspended | -                      | -          | -          | 103               | 103          |
|                                | <b>1,840</b>           | <b>866</b> | <b>636</b> | <b>236</b>        | <b>3,578</b> |
| <b>Impairment</b>              |                        |            |            |                   |              |
| Projects in progress           | -                      | 76         | 61         | -                 | 137          |
| Projects temporarily suspended | -                      | -          | -          | 36                | 36           |
|                                | <b>-</b>               | <b>76</b>  | <b>61</b>  | <b>36</b>         | <b>173</b>   |
| <b>Net</b>                     | <b>1,840</b>           | <b>790</b> | <b>575</b> | <b>200</b>        | <b>3,405</b> |

## Information regarding income and expenditure of investment property (excluding profit/ (loss) on sale of investment and provision for impairment of properties)

| Particulars   | <b>(INR Lakhs)</b> |                |
|---|--------------------|----------------|
|   | March 31, 2023     | March 31, 2022 |
| Rental income derived from investment properties  | 30                 | 28             |
| Direct operating expenses (including repairs and maintenance) generating rental income            | -                  | -              |
| Direct operating expenses (including repairs and maintenance) that did not generate rental income | 8                  | 7              |
| <b>Profit arising from investment properties before depreciation and indirect expenses</b>        | <b>22</b>          | <b>21</b>      |

### Note I : Additional information for which provision for impairment loss has been recognized are as under:

- 1) Nature of asset: Investment Property
- 2) Amount of provision / (reversal of provision) for impairment: INR (171) lakhs (Previous Year: INR 104 lakhs)
- 3) Reason for provision/(reversal of provision) for impairment: Fair value being recoverable amount was determined for disclosure requirement. The same was compared with the carrying amount.

## Notes to standalone financial statements

for the year ended March 31, 2023

The management has determined that the investment properties consist of two classes of assets — residential and commercial— based on the nature, characteristics and risks of each property.

As at March 31, 2023 and March 31, 2022, the fair values of the properties are INR 12,026 Lakhs and INR 7,188 Lakhs respectively. These valuations are based on valuations performed by a registered independent valuer who is a specialist in valuing these types of investment properties. A valuation model in accordance with Ind AS 113 has been applied.

The Company has no restrictions on the realisability of its investment properties and there exist contractual obligations of INR 1,611 Lakhs (March 31, 2022: INR 1,217 Lakhs) to purchase the investment property whereas there are no contractual obligation to develop investment property or for repairs and enhancements.

### Estimation of Fair Value

During the current year ended March 31, 2023 and the previous year ended March 31, 2022, the fair value of investment property is based on the valuation by a registered valuer as defined under rule 2 of Companies (Registered Valuers and Valuation) Rules, 2017. The valuation has been determined basis the market approach by reference to sales in the market of comparable properties. However, where such information is not available, current prices in an active market for properties of different nature or recent prices of similar properties in less active markets, adjusted to reflect those differences, has been considered to determine the valuation. All resulting fair value estimates for investment properties are included in Level II.

### Note II : Reclassification to non current assets held for sale (refer note 44)

| Particulars                    | (INR Lakhs)    |                |
|--------------------------------|----------------|----------------|
|                                | March 31, 2023 | March 31, 2022 |
| Cost                           | 514            | -              |
| Less: Accumulated Depreciation | (15)           | -              |
| Less: Impairment               | -              | -              |
| <b>Total</b>                   | <b>499</b>     | <b>-</b>       |

### Note 5 : Intangible Assets

| Particulars                                 | (INR Lakhs)       |              |                           |
|---|-------------------|--------------|---------------------------|
|   | Software Licenses | Brand #      | Total (Intangible Assets) |
| <b>Cost</b>                                 |                   |              |                           |
| <b>As at April 1, 2021</b>                  | <b>334</b>        | <b>6,696</b> | <b>7,030</b>              |
| Additions                                   | 467               | -            | 467                       |
| Disposals/ Adjustments                      | -                 | -            | -                         |
| <b>As at March 31, 2022</b>                 | <b>801</b>        | <b>6,696</b> | <b>7,497</b>              |
| Additions                                   | -                 | -            | -                         |
| Disposals/ Adjustments                      | 94                | -            | 94                        |
| <b>As at March 31, 2023</b>                 | <b>707</b>        | <b>6,696</b> | <b>7,403</b>              |
| <b>Accumulated Amortization/ Impairment</b> |                   |              |                           |
| <b>As at April 1, 2021</b>                  | <b>255</b>        | <b>-</b>     | <b>255</b>                |
| Charge for the year                         | 44                | -            | 44                        |
| Disposals                                   | -                 | -            | -                         |
| <b>As at March 31, 2022</b>                 | <b>299</b>        | <b>-</b>     | <b>299</b>                |
| Charge for the year                         | 94                | -            | 94                        |
| Disposals                                   | 91                | -            | 91                        |

# Notes to standalone financial statements

for the year ended March 31, 2023

| Particulars                 | (INR Lakhs)       |              |                           |
|-----------------------------|-------------------|--------------|---------------------------|
|                             | Software Licenses | Brand #      | Total (Intangible Assets) |
| <b>As at March 31, 2023</b> | <b>302</b>        | <b>-</b>     | <b>302</b>                |
| <b>Net Block</b>            |                   |              |                           |
| <b>As at March 31, 2023</b> | <b>405</b>        | <b>6,696</b> | <b>7,101</b>              |
| <b>As at March 31, 2022</b> | <b>502</b>        | <b>6,696</b> | <b>7,198</b>              |

# In the year ended March 31, 2016; the Company had acquired Hindi Business Brand (i.e. Hindustan, Hindustan.in, Nandan, Kadambini, Hum Tum and other Hindi publication related trademarks from its parent company HT Media Limited. Management is of the opinion that, based on an analysis of all of the relevant factors, there is no foreseeable limit to the period over which the Brand is expected to generate net cash inflows for the Company. Hence, the Brand is regarded by Management as having an indefinite useful life.

For the purposes of impairment testing of Brand with indefinite life, the recoverable amount of Brand is based on its fair value. The fair value has been determined as per Royalty Relief method. The fair value is being compared with the Carrying amount of Brand as stated above. No impairment has been observed. Discount rate (14 % to 17%) and Royalty rate (4%) are the key assumptions considered in determining fair value. It is a Level III valuation. There has been no change in the valuation technique.

## Note 6A : Investment in subsidiary and joint venture

| Particulars   | (INR Lakhs)    |                |
|---|----------------|----------------|
|   | March 31, 2023 | March 31, 2022 |
| <b>Investment in subsidiary (at cost)</b>   |                |                |
| <b>Unquoted</b>   |                |                |
| HT Noida Company Limited  | 1,605          | 1,605          |
| 160.5 lakhs (Previous Year: 160.5 lakhs) equity shares of INR 10/- each fully paid up |                |                |
| <b>Investment in joint venture (at cost)</b>  |                |                |
| <b>Unquoted</b>   |                |                |
| HT Content Studio LLP (99.99% Profit Sharing Ratio) (in form of capital contribution) | 1,000          | 775            |
| <b>Total (A)</b>  | <b>2,605</b>   | <b>2,380</b>   |
| <b>Provision for impairment in value of investment (B)</b>                            | <b>1,110</b>   | <b>351</b>     |
| <b>Total investment in subsidiary and joint Venture (A) - (B)</b>                     | <b>1,495</b>   | <b>2,029</b>   |
| <b>Non - current</b>  | <b>1,495</b>   | <b>2,029</b>   |
| Aggregate book value of quoted investments  | -              | -              |
| Aggregate market value of quoted investments  | -              | -              |
| Aggregate value of unquoted investments   | 2,605          | 2,380          |
| Aggregate amount of impairment in value of investments                                | 1,110          | 351            |

## Impairment of investments

| Particulars              | March 31, 2023<br>(INR Lakhs) | March 31, 2022<br>(INR Lakhs) | Recognised<br>during FY 22-23<br>(INR Lakhs) |
|--------------------------|-------------------------------|-------------------------------|--|
| HT Noida Company Limited | 476                           | 351                           | 125  |
| HT Content Studio LLP    | 634                           | -                             | 634  |
| <b>Total</b>             | <b>1,110</b>                  | <b>351</b>                    | <b>759</b>                                   |

## Notes to standalone financial statements

for the year ended March 31, 2023

### Provision for impairment in value of investment

(INR Lakhs)

| Particulars  | HT Noida Company Limited | HT Content Studio LLP | Total        |
|--|--------------------------|-----------------------|--------------|
| <b>Opening as on April 1, 2021</b>                                 | -                        | -                     | -            |
| Add: Provision created during the year (refer note I below)        | 351                      | -                     | 351          |
| <b>Closing as on March 31, 2022</b>                                | <b>351</b>               | -                     | <b>351</b>   |
| Add: Provision created during the year (refer note I and II below) | 125                      | 634                   | 759          |
| <b>Closing as on March 31, 2023</b>                                | <b>476</b>               | <b>634</b>            | <b>1,110</b> |

#### Note I:

Impairment of investments in HT Noida Company Limited (HTNL) amounting to INR 125 lakhs (Previous Year: INR 351 lakhs) has been made during the year on account of recoverable amount lower than the carrying amount. The recoverable amount is based on the fair value determined basis Net Assets Value. The same is being presented as Exceptional item.

#### Note II:

Impairment of investments in HT Content Studio LLP amounting to INR 634 lakhs has been made during the year on account of recoverable amount lower than the carrying amount. The recoverable amount is based on the fair value determined basis Net Assets Value. The same is being presented as Exceptional item.

### Note 6B : Financial Assets- Investments

(INR Lakhs)

| Particulars   | Non- Current   |                | Current        |                |
|---|----------------|----------------|----------------|----------------|
|   | March 31, 2023 | March 31, 2022 | March 31, 2023 | March 31, 2022 |
| <b>I. Investment at fair value through other comprehensive income</b>   |                |                |                |                |
| <b>Unquoted</b>   |                |                |                |                |
| <b>Investment in equity instruments and warrants</b>  |                |                |                |                |
| -Jasper Infotech Private Limited<br>22.85 Lakhs (Previous year 22.85 Lakhs) equity shares of Rs. 1 each fully paid up | 1,739          | 3,078          | -              | -              |
| -Oravel Stays Private Limited<br>50 Lakhs (Previous year 50 Lakhs) equity shares of Rs. 1 each fully paid up          | 1,887          | 4,426          | -              | -              |
| -One Mobikwik Systems Limited<br>7.2 Lakhs (Previous year 7.2 Lakhs ) equity shares of Rs. 2 each fully paid up       | 4,199          | 8,152          | -              | -              |
| -Andrunil Technologies Pvt Ltd<br>3.5 Lakhs (Previous year Nil ) equity shares of Rs. 1 each fully paid up            | 1,852          | -              | -              | -              |
| -Sanjeevani Dairy Private Limited<br>0.4 Lakhs (Previous year Nil ) equity shares of Rs. 10 each fully paid up        | 789            | -              | -              | -              |
| <b>Total investment at fair value through other comprehensive income (A)</b>  | <b>10,466</b>  | <b>15,656</b>  | -              | -              |
| <b>II. Investment at fair value through profit and loss</b>   |                |                |                |                |
| <b>Unquoted</b>   |                |                |                |                |
| Investment in equity instruments and warrants   | 1,372          | 1,821          | 140            | -              |
| Investment in preference securities   | 9,473          | 4,773          | 1,090          | -              |
| Investment in debt instruments  | 96             | 232            | -              | -              |

# Notes to standalone financial statements

for the year ended March 31, 2023

| Quoted  |               |               |               |               |
|---|---------------|---------------|---------------|---------------|
| Investment in mutual funds*                                       | 52,591        | 44,664        | 50,140        | 79,798        |
| Investment in market linked debentures and perpetual bonds        | 15,540        | 2,163         | 1,040         | 2,290         |
| <b>Total investment at fair Value through profit and loss (B)</b> | <b>79,072</b> | <b>53,653</b> | <b>52,410</b> | <b>82,088</b> |
| <b>Total investment (A) + (B)</b>                                 | <b>89,538</b> | <b>69,309</b> | <b>52,410</b> | <b>82,088</b> |
| Aggregate book value of quoted investments                        | 1,19,311      | 1,28,915      |               |               |
| Aggregate market value of quoted investments                      | 1,19,311      | 1,28,915      |               |               |
| Aggregate book value of unquoted investments                      | 22,637        | 22,482        |               |               |

\* INR 17,126 Lakhs (Fair value) of mutual fund (Original cost: INR 15,853 Lakhs) are pledged in favour of banks against Overdraft and ECB facility in F.Y. 22-23 (F.Y 21-22 - Fair value : INR 11,057 Lakhs & Original Cost :INR 9,281 Lakhs ).

## Note 6C :Financial assets- loans

| Particulars  | (INR Lakhs)    |                |
|--|----------------|----------------|
|  | March 31, 2023 | March 31, 2022 |
| <b>At amortised cost</b>                             |                |                |
| Inter-corporate deposits (refer note 34A, 42 and 45) | -              | 1,626          |
| <b>Total loans</b>                                   | -              | <b>1,626</b>   |
| <b>Non - current</b>                                 | -              | 1,626          |

| Particulars  | (INR Lakhs)    |                |
|--|----------------|----------------|
|  | March 31, 2023 | March 31, 2022 |
| Secured, considered good   | -              | -              |
| Unsecured, considered good                                       | -              | 1,626          |
| Loans receivables which have significant increase in credit risk | -              | -              |
| Loans receivables – credit impaired                              | -              | -              |
|  | -              | <b>1,626</b>   |
| Allowances for bad and doubtful loans                            | -              | -              |
| <b>Total loans</b>   | -              | <b>1,626</b>   |

## Note 6D :Other financial assets

| Particulars   | (INR Lakhs)    |                |                |                |
|---|----------------|----------------|----------------|----------------|
|   | Non- Current   |                | Current        |                |
|   | March 31, 2023 | March 31, 2022 | March 31, 2023 | March 31, 2022 |
| <b>I. Derivatives at fair value through other comprehensive income</b>  |                |                |                |                |
| - Forex derivative contract   | -              | 105            | 124            | 208            |
| -Interest rate swap derivative contract   | -              | -              | 5              | -              |
| <b>Total I</b>  | -              | <b>105</b>     | <b>129.0</b>   | <b>208</b>     |
| <b>Derivative instruments</b> at fair value through other comprehensive income reflect the positive change in fair value of those foreign exchange option contracts and interest rate swaps that are designated in hedge relationships. (Refer Note 36) |                |                |                |                |
| <b>II. Other financial assets at amortised cost</b>   |                |                |                |                |
| Balance with banks :  |                |                |                |                |
| - Margin money (held as security in form of fixed deposit)  | 24             | 22             | -              | -              |

## Notes to standalone financial statements

for the year ended March 31, 2023

| Particulars  | Non- Current   |                | Current        |                |
|--|----------------|----------------|----------------|----------------|
|  | March 31, 2023 | March 31, 2022 | March 31, 2023 | March 31, 2022 |
| Interest accrued on inter corporate deposits and others (refer note 34A) # | 35             | 1              | 11             | 53             |
| Other receivables (refer note 34A) ##                                      |                | -              | 472            | 63             |
| Security deposit ###   | 1,101          | 1,866          | -              | -              |
| <b>Total II</b>  | <b>1,160</b>   | <b>1,889</b>   | <b>483</b>     | <b>116</b>     |
| <b>Total other financial assets (I) +(II)</b>                              | <b>1,160</b>   | <b>1,994</b>   | <b>612</b>     | <b>324</b>     |

# Includes receivable from related parties INR Nil Lakhs (Previous year March 31, 2022: INR 14 Lakhs)

## Includes receivable from related parties INR 423 Lakhs (Previous year March 31, 2022: INR 4 Lakhs)

### Includes security deposit paid to related parties INR 1,092 Lakhs (Previous year March 31, 2022: INR 1,506 Lakhs) (refer note 34A)

### Break up of financial assets carried at amortised cost

| Particulars   | (INR Lakhs)    |                |
|---|----------------|----------------|
|   | March 31, 2023 | March 31, 2022 |
| Trade receivables (Note 10A)                            | 11,841         | 11,060         |
| Cash and cash equivalents (Note 10B)                    | 1,829          | 1,799          |
| Other bank balances (Note 10 C)                         | 2,004          | 2,005          |
| Loans (Note 6C)   | -              | 1,626          |
| Other financial assets (Note 6D)                        | 1,643          | 2,005          |
| <b>Total financial assets carried at amortised cost</b> | <b>17,317</b>  | <b>18,495</b>  |

### Note 7: Income tax assets (net)

| Particulars             | (INR Lakhs)    |                |
|-------------------------|----------------|----------------|
|                         | March 31, 2023 | March 31, 2022 |
| Income tax assets (net) | 1,664          | 1,394          |
| <b>Non- Current</b>     | <b>1,664</b>   | <b>1,394</b>   |

### Note 8 : Other non- current assets

| Particulars      | (INR Lakhs)    |                |
|------------------|----------------|----------------|
|                  | March 31, 2023 | March 31, 2022 |
| Capital advances | 409            | 173            |
| Prepaid expenses | 98             | 120            |
| <b>Total</b>     | <b>507</b>     | <b>293</b>     |

### Note 9 : Inventories

| Particulars  | (INR Lakhs)    |                |
|--|----------------|----------------|
|  | March 31, 2023 | March 31, 2022 |
| Raw materials (includes stock in transit of INR 298 Lakhs (March 31, 2022: INR 196 Lakhs)) | 5,386          | 6,790          |
| Work- in- progress   | -              | 1              |
| Stores and spares (includes stock in transit of INR 16 Lakhs (March 31, 2022: 44 Lakhs ))  | 971            | 884            |
| Scrap and waste papers   | 35             | 29             |
| <b>Total</b>   | <b>6,392</b>   | <b>7,704</b>   |

# Notes to standalone financial statements

for the year ended March 31, 2023

## Note 10 A : Trade receivables

| Particulars                                       | (INR Lakhs)    |                |
|---|----------------|----------------|
|   | March 31, 2023 | March 31, 2022 |
| Trade receivables                                 | 11,408         | 10,720         |
| Receivables from related parties (refer note 34A) | 433            | 340            |
| <b>Total</b>                                      | <b>11,841</b>  | <b>11,060</b>  |

| Particulars  | (INR Lakhs)    |                |
|--|----------------|----------------|
|  | March 31, 2023 | March 31, 2022 |
| Considered good – secured  | 1,066          | 1,199          |
| Considered good – unsecured                                      | 15,468         | 14,824         |
| Trade receivables which have significant increase in credit risk | -              | -              |
| Trade receivables – credit impaired                              | 47             | 270            |
| <b>Total</b>   | <b>16,581</b>  | <b>16,293</b>  |
| Loss allowance for bad & doubtful receivables                    | (4,740)        | (5,233)        |
| <b>Net receivable</b>  | <b>11,841</b>  | <b>11,060</b>  |

No trade receivables are due from directors or other officers of the Company either severally or jointly with any other person.

### Trade Receivables ageing schedule as on March 31, 2023

| Particulars  | Unbilled | Not Due      | Outstanding for following periods from the due date |                  |              |              |                   | Total         |
|--|----------|--------------|---|------------------|--------------|--------------|-------------------|---------------|
|  |          |              | Less than 6 months                                  | 6 months -1 year | 1-2 years    | 2-3 years    | More than 3 years |               |
| (i) Undisputed Trade receivables – considered good                                 | -        | 2,683        | 6,714   | 1,457            | 1,250        | 1,287        | 2,531             | 15,922        |
| (ii) Undisputed Trade Receivables – which have significant increase in credit risk | -        | -            | -   | -                | -            | -            | -                 | -             |
| (iii) Undisputed Trade Receivables – credit impaired                               | -        | -            | -   | -                | -            | -            | -                 | -             |
| (iv) Disputed Trade Receivables–considered good                                    | -        | 6            | 16  | 13               | 46           | 145          | 386               | 612           |
| (v) Disputed Trade Receivables – which have significant increase in credit risk    | -        | -            | -   | -                | -            | -            | -                 | -             |
| (vi) Disputed Trade Receivables – credit impaired                                  | -        | -            | -   | -                | -            | 7            | 40                | 47            |
| <b>Total</b>   | -        | <b>2,689</b> | <b>6,730</b>  | <b>1,470</b>     | <b>1,296</b> | <b>1,439</b> | <b>2,957</b>      | <b>16,581</b> |
| <b>Less: Loss allowance for bad &amp; doubtful receivables</b>                     | -        | -            | 521   | 687              | 898          | 775          | 1,859             | 4,740         |
| <b>Net Receivable</b>  | -        | <b>2,689</b> | <b>6,209</b>  | <b>783</b>       | <b>398</b>   | <b>664</b>   | <b>1,098</b>      | <b>11,841</b> |

### Trade Receivables ageing schedule as on March 31, 2022

| Particulars  | Unbilled | Not Due      | Outstanding for following periods from the due date |                  |              |              |                   | Total         |
|--|----------|--------------|---|------------------|--------------|--------------|-------------------|---------------|
|  |          |              | Less than 6 months                                  | 6 months -1 year | 1-2 years    | 2-3 years    | More than 3 years |               |
| (i) Undisputed Trade receivables – considered good                                 | -        | 1,768        | 5,968   | 1,140            | 1,431        | 1,395        | 3,171             | 14,873        |
| (ii) Undisputed Trade Receivables – which have significant increase in credit risk | -        | -            | -   | -                | -            | -            | -                 | -             |
| (iii) Undisputed Trade Receivables – credit impaired                               | -        | -            | -   | -                | -            | -            | -                 | -             |
| (iv) Disputed Trade Receivables–considered good                                    | -        | 12           | 38  | 30               | 122          | 254          | 694               | 1,150         |
| (v) Disputed Trade Receivables – which have significant increase in credit risk    | -        | -            | -   | -                | -            | -            | -                 | -             |
| (vi) Disputed Trade Receivables – credit impaired                                  | -        | -            | -   | -                | -            | 30           | 240               | 270           |
| <b>Total</b>   | -        | <b>1,780</b> | <b>6,006</b>  | <b>1,170</b>     | <b>1,553</b> | <b>1,679</b> | <b>4,105</b>      | <b>16,293</b> |
| <b>Less: Loss allowance for bad &amp; doubtful receivables</b>                     | -        | 12           | 516   | 827              | 547          | 832          | 2,499             | 5,233         |
| <b>Net Receivable</b>  | -        | <b>1,768</b> | <b>5,490</b>  | <b>343</b>       | <b>1,006</b> | <b>847</b>   | <b>1,606</b>      | <b>11,060</b> |



## Notes to standalone financial statements

for the year ended March 31, 2023

### Note 10 B : Cash and cash equivalents

| Particulars   | (INR Lakhs)    |                |
|---|----------------|----------------|
|   | March 31, 2023 | March 31, 2022 |
| <b>Balance with banks :</b>   |                |                |
| - On current accounts   | 599            | 596            |
| - Deposits with original maturity of three months or less than three months | 16             | 21             |
| Cheques in hand   | 1,136          | 1,080          |
| Cash on hand  | 78             | 102            |
| <b>Total</b>  | <b>1,829</b>   | <b>1,799</b>   |

### Note 10 C: Bank balances other than (iii) above

| Particulars  | (INR Lakhs)    |                |
|--|----------------|----------------|
|  | March 31, 2023 | March 31, 2022 |
| - Deposits with original maturity of more than three months* | 2,000          | 2,000          |
| - Unclaimed dividend account#                                | 4              | 5              |
| <b>Total</b>   | <b>2,004</b>   | <b>2,005</b>   |

\* Pledged with banks against overdraft facility for INR 2,000 lakhs (Previous year - INR 2,000 lakhs)

# These balances are not available for use by the Company as they represent corresponding unclaimed dividend liabilities.

### Note 11 : Other current assets

| Particulars   | (INR Lakhs)    |                |
|---|----------------|----------------|
|   | March 31, 2023 | March 31, 2022 |
| Prepaid expenses** [(after offsetting lease liability of INR 374 Lakhs (Previous Year March 31, 2022: INR 259 Lakhs)] # | 724            | 276            |
| Advances given [net of provision of INR 131 Lakhs (Previous Year March 31, 2022: INR 121 Lakhs)] *                      | 514            | 592            |
| Deferred Premium Call Spread  | -              | -              |
| Balance with government authorities   | 5,761          | 4,266          |
| CSR pre spent (Refer Note 41)   | -              | 1              |
| <b>Total</b>  | <b>6,999</b>   | <b>5,135</b>   |

# Includes prepaid expenses pertaining to related parties INR 374 Lakhs (Previous year March 31, 2022: INR 449 Lakhs) (refer note 34A)

\* Includes advances given pertaining to related parties INR 176 Lakhs (Previous year March 31, 2022: INR Nil Lakhs) (refer note 34A)

\*\* Includes un-amortised expenses pertaining to OTT play amounting INR 135 Lakhs (Previous year March 31, 2022: INR Nil Lakhs)

### Note 12 : Share capital

#### Authorised share capital

| Particulars                 | No. of shares      | Amount (INR Lakhs) |
|-----------------------------|--------------------|--------------------|
| As at April 1, 2021         | 8,70,00,000        | 8,700              |
| Change during the year      | -                  | -                  |
| As at March 31, 2022        | 8,70,00,000        | 8,700              |
| Change during the year      | -                  | -                  |
| <b>As at March 31, 2023</b> | <b>8,70,00,000</b> | <b>8,700</b>       |

#### Terms/ rights attached to equity shares

The Company has only one class of equity shares having par value of INR 10 per share. Each holder of equity shares is entitled to one vote per share. The Company declares and pays dividends in Indian rupees. The dividend proposed by the Board of Directors is subject to the approval of the shareholders in the ensuing Annual General Meeting.

# Notes to standalone financial statements

for the year ended March 31, 2023

In the event of liquidation of the Company, the holders of equity shares will be entitled to receive remaining assets of the Company, after distribution of all preferential amounts. The distribution will be in proportion to the number of equity shares held by the shareholders.

## Issued, subscribed and paid-up share capital

| Equity Shares of INR 10 each issued, subscribed and fully paid-up | No. of shares      | Amount (INR Lakhs) |
|---|--------------------|--------------------|
| As at April 1, 2021   | 7,36,71,548        | 7,367              |
| Change during the year  | -                  | -                  |
| As at March 31, 2022  | 7,36,71,548        | 7,367              |
| Change during the year  | -                  | -                  |
| <b>As at March 31, 2023</b>                                       | <b>7,36,71,548</b> | <b>7,367</b>       |

## Reconciliation of the equity shares outstanding at the beginning and at the end of the year :

| Particulars                                     | March 31, 2023     |                    | March 31, 2022     |                    |
|---|--------------------|--------------------|--------------------|--------------------|
|   | No. of shares      | Amount (INR Lakhs) | No. of Shares      | Amount (INR Lakhs) |
| Shares outstanding at the beginning of the year | 7,36,71,548        | 7,367              | 7,36,71,548        | 7,367              |
| Shares Issued during the year                   | -                  | -                  | -                  | -                  |
| Shares outstanding at the end of the year       | <b>7,36,71,548</b> | <b>7,367</b>       | <b>7,36,71,548</b> | <b>7,367</b>       |

## Shares held by holding/ ultimate holding company and/ or their subsidiaries/ associates

Out of equity shares issued by the Company, shares held by its holding company are as below:

| Particulars   | (INR Lakhs)    |                |
|---|----------------|----------------|
|   | March 31, 2023 | March 31, 2022 |
| HT Media Limited, the holding company   |                |                |
| 54,808,457 (previous year 54,808,457) equity shares of INR 10 each fully paid | 5,481          | 5,481          |

## Details of shareholders holding more than 5% shares in the company

| Particulars                             | March 31, 2023 |           | March 31, 2022 |           |
|---|----------------|-----------|----------------|-----------|
|   | No. of shares  | % Holding | No. of shares  | % Holding |
| Equity shares of INR 10 each fully paid |                |           |                |           |
| HT Media Limited, the holding company   | 5,48,08,457    | 74.40%    | 5,48,08,457    | 74.40%    |

As per records of the Company, including its register of shareholders/members and other declaration received from the shareholders regarding beneficial interest, the above shareholding represents both legal and beneficial ownerships of shares.

## Shareholding of promoters as on March 31, 2023:

| S. No | Promoter name    | No. of shares at the beginning of the year | Change during the year | No. of shares at the end of the year | %of total shares | % Change during the year |
|-------|------------------|--|------------------------|--------------------------------------|------------------|--------------------------|
| 1     | HT Media Limited | 5,48,08,457                                | -                      | 5,48,08,457                          | 74.40%           | -                        |
|       |                  | <b>5,48,08,457</b>                         | -                      | <b>5,48,08,457</b>                   | <b>74.40%</b>    | -                        |

## Shareholding of promoters as on March 31, 2022:

| S. No | Promoter name    | No. of shares at the beginning of the year | Change during the year | No. of shares at the end of the year | %of total shares | % Change during the year |
|-------|------------------|--|------------------------|--------------------------------------|------------------|--------------------------|
| 1     | HT Media Limited | 5,48,08,457                                | -                      | 5,48,08,457                          | 74.40%           | -                        |
|       |                  | <b>5,48,08,457</b>                         | -                      | <b>5,48,08,457</b>                   | <b>74.40%</b>    | -                        |

## Notes to standalone financial statements

for the year ended March 31, 2023

### Shares reserved for issue under options

For details of equity shares reserved for the issue under Employee Stock Options (ESOP) of the Company, refer note 32.

#### Note 13 : Other equity

| Particulars                               | (INR Lakhs)     |                 |
|---|-----------------|-----------------|
|   | March 31, 2023  | March 31, 2022  |
| Securities premium                        | 24,239          | 24,239          |
| Capital redemption reserve                | 1               | 1               |
| Capital reserve                           | 6,645           | 6,645           |
| General reserve                           | 694             | 694             |
| Retained earnings                         | 1,20,073        | 1,24,652        |
| FVTOCI reserve                            | (11,379)        | (3,534)         |
| Cash flow hedging reserve (refer note 36) | 20              | (8)             |
| Costs of hedging reserve (refer note 36)  | -               | (32)            |
| Share-based payments reserve              | 48              | 43              |
| <b>Total</b>                              | <b>1,40,341</b> | <b>1,52,700</b> |

#### Securities premium

| Particulars              | Amount (INR Lakhs) |
|--------------------------|--------------------|
| <b>At April 1, 2021</b>  | <b>24,239</b>      |
| Changes during the year  | -                  |
| <b>At March 31, 2022</b> | <b>24,239</b>      |
| Changes during the year  | -                  |
| <b>At March 31, 2023</b> | <b>24,239</b>      |

Securities premium is used to record the premium on issue of shares. The reserve can be utilised only for limited purposes such as issuance of bonus shares in accordance with the provisions of the Companies Act, 2013.

#### Capital redemption reserve

| Particulars              | Amount (INR Lakhs) |
|--------------------------|--------------------|
| <b>At April 1, 2021</b>  | <b>1</b>           |
| Changes during the year  | -                  |
| <b>At March 31, 2022</b> | <b>1</b>           |
| Changes during the year  | -                  |
| <b>At March 31, 2023</b> | <b>1</b>           |

#### Capital reserve\*

| Particulars              | Amount (INR Lakhs) |
|--------------------------|--------------------|
| <b>At April 1, 2021</b>  | <b>6,645</b>       |
| Changes during the year  | -                  |
| <b>At March 31, 2022</b> | <b>6,645</b>       |
| Changes during the year  | -                  |
| <b>At March 31, 2023</b> | <b>6,645</b>       |

\*Origination of INR 238 Lakhs is in relation to common control acquisition and INR 7,727 Lakhs is in relation to demerger of business. Utilisation of INR 1,320 Lakhs is in relation to common control acquisition.

# Notes to standalone financial statements

for the year ended March 31, 2023

## General reserve

| Particulars              | Amount (INR Lakhs) |
|--------------------------|--------------------|
| <b>At April 1, 2021</b>  | <b>688</b>         |
| Changes during the year* | 6                  |
| <b>At March 31, 2022</b> | <b>694</b>         |
| Changes during the year  | -                  |
| <b>At March 31, 2023</b> | <b>694</b>         |

\*in relation to ESOPs forfeited during the year.

## Retained earnings

| Particulars  | (INR Lakhs)     |                 |
|--|-----------------|-----------------|
|  | March 31, 2023  | March 31, 2022  |
| Opening balance  | 1,24,652        | 1,20,427        |
| Net profit/(loss) for the year   | (4,749)         | 4,356           |
| Items of other comprehensive income (OCI) recognised directly in retained earnings |                 |                 |
| - Remeasurement gain/(loss) in relation to defined benefit plans, net of tax       | 170             | (131)           |
| <b>Closing balance</b>   | <b>1,20,073</b> | <b>1,24,652</b> |

The disaggregation of changes in OCI by each type of reserves in equity is disclosed in note 27.

## FVTOCI reserve

| Particulars              | Amount (INR Lakhs) |
|--------------------------|--------------------|
| <b>At April 1, 2021</b>  | -                  |
| Changes during the year* | (3,534)            |
| <b>At March 31, 2022</b> | <b>(3,534)</b>     |
| Changes during the year* | (7,845)            |
| <b>At March 31, 2023</b> | <b>(11,379)</b>    |

\*In relation to fair value movement of investment classified at FVTOCI.

## Cash flow hedging reserve \* (refer note 36)

| Particulars  | Amount (INR Lakhs) |
|--|--------------------|
| <b>At April 1, 2021</b>                                | <b>(105)</b>       |
| Changes in intrinsic value of foreign currency options | (39)               |
| Changes in fair value of interest rate swaps           | 130                |
| Tax impact   | 39                 |
| Amounts reclassified to profit or loss                 | (33)               |
| <b>At March 31, 2022</b>                               | <b>(8)</b>         |
| Changes in intrinsic value of foreign currency options | (189)              |
| Changes in fair value of interest rate swaps           | 37                 |
| Amounts reclassified to profit or loss                 | 189                |
| Tax impact   | (9)                |
| <b>At March 31, 2023</b>                               | <b>20</b>          |

\* The effective portion of gains and loss on hedging instruments in a cash flow hedge

## Costs of hedging reserve (refer note 36)

| Particulars   | Amount (INR Lakhs) |
|---|--------------------|
| <b>At April 1, 2021</b>   | <b>(24)</b>        |
| Deferred costs of hedging-transaction related- Deferred time value of foreign currency option contracts | (99)               |
| Amount reclassified from cost of hedging reserve to profit or loss                                      | 88                 |
| Tax impact  | 3                  |

## Notes to standalone financial statements

for the year ended March 31, 2023

| Particulars   | Amount (INR Lakhs) |
|---|--------------------|
| <b>At March 31, 2022</b>  | <b>(32)</b>        |
| Deferred costs of hedging-transaction related- Deferred time value of foreign currency option contracts | (3)                |
| Amount reclassified from cost of hedging reserve to profit or loss                                      | 46                 |
| Tax impact  | (11)               |
| <b>At March 31, 2023</b>  | <b>-</b>           |

### Share-based payments reserve (refer note 32)

| Particulars                                | Amount (INR Lakhs) |
|--|--------------------|
| <b>At April 1, 2021</b>                    | <b>49</b>          |
| Changes during the year (Refer Note below) | (6)                |
| <b>At March 31, 2022</b>                   | <b>43</b>          |
| Changes during the year (Refer Note below) | 5                  |
| <b>At March 31, 2023</b>                   | <b>48</b>          |

Note:

| Particulars   | (INR Lakhs)    |                |
|---|----------------|----------------|
|   | March 31, 2023 | March 31, 2022 |
| In relation to options vested during the year   | 5              | 17             |
| Transferred from share based payments reserve to General reserve on account of forfeiture of vested options | -              | (6)            |
| On account of forfeiture of unvested options  | -              | (17)           |
| <b>Total</b>  | <b>5</b>       | <b>(6)</b>     |

### Note 14 : Income tax

The major components of income tax expense for the year ended March 31, 2023 and March 31, 2022 are :

#### Statement of profit and loss :

##### Profit and loss section

| Particulars   | (INR Lakhs)    |                |
|---|----------------|----------------|
|   | March 31, 2023 | March 31, 2022 |
| <b>Current income tax :</b>   |                |                |
| Current income tax charge   | -              | 1,358          |
| Adjustments in respect of current income tax charge/ (credit) of previous years | 21             | (791)          |
| <b>Deferred tax :</b>   |                |                |
| Credit relating to origination and reversal of temporary differences            | (1,591)        | (1,883)        |
| Adjustments in respect of deferred tax charge/ (credit) of previous years       | (20)           | 1,742          |
| <b>Income tax expense/(credit) reported in the statement of profit and loss</b> | <b>(1,590)</b> | <b>426</b>     |

##### OCI section :

Deferred tax related to items recognised in OCI during the year :

| Particulars   | (INR Lakhs)    |                |
|---|----------------|----------------|
|   | March 31, 2023 | March 31, 2022 |
| Income tax credit on Change in fair value of investments* | -              | (1,049)        |
| Income tax charge on Cash flow hedging reserve            | 9              | 33             |
| Income tax charge/(credit) on Costs of hedging reserve    | 11             | (3)            |

# Notes to standalone financial statements

for the year ended March 31, 2023

| Particulars   | March 31, 2023 | March 31, 2022 |
|---|----------------|----------------|
| Income tax charge/(credit) on remeasurement gain/ (loss) on defined benefit plans | 58             | (44)           |
| <b>Income tax charge/(credit) to OCI</b>  | <b>78</b>      | <b>(1,063)</b> |

\* On absence of reasonable certainty to have sufficient capital gains in future, deferred tax asset has not been created.

Reconciliation of tax expense and the accounting profit multiplied by India's domestic tax rate for March 31, 2023 and March 31, 2022:  
(INR Lakhs)

| Particulars   | March 31, 2023 | March 31, 2022 |
|---|----------------|----------------|
| <b>Accounting (loss)/profit before income tax</b>   | (6,339)        | 4,782          |
| At India's statutory income tax rate of 25.168 % (March 31, 2022: 25.168 %)               | (1,596)        | 1,204          |
| <b>Non-taxable income for tax purposes:</b>   |                |                |
| Income from investments & sale of property  | (1,501)        | (454)          |
| <b>Non-deductible expenses for tax purposes:</b>  |                |                |
| Other non-deductible expenses   | 74             | 111            |
| Adjustments in respect of current income tax charge/ (credit) of previous years           | 21             | (791)          |
| Loss on sale of investments & investment property /provision on investment property (net) | 434            | 307            |
| Adjustments in respect of deferred tax charge/ (credit) of previous years                 | (20)           | 1,742          |
| Income Taxable at Lower rate  | -              | (86)           |
| In respect of current year business losses set off against capital gain                   | 1,131          | -              |
| Difference in Tax Base and Book Base of Investments                                       | (132)          | (1,607)        |
| <b>At the effective income tax rate</b>   | <b>(1,590)</b> | <b>426</b>     |
| <b>Income tax charge/ (credit) reported in the Statement of Profit and Loss</b>           | <b>(1,590)</b> | <b>426</b>     |

Deferred tax relates to the following:

| Particulars   | March 31, 2023<br>(INR Lakhs) | March 31, 2022<br>(INR Lakhs) | Movement<br>during the year |
|---|-------------------------------|-------------------------------|-----------------------------|
| <b>Deferred tax liabilities</b>   |                               |                               |                             |
| Differences in depreciation in block of fixed assets as per tax books and financial books   | 1,943                         | 2,057                         | (114)                       |
| Difference between tax base and book base on Investments & investment property  | -                             | 132                           | (132)                       |
| <b>Gross deferred tax liabilities</b>   | <b>1,943</b>                  | <b>2,189</b>                  | <b>(246)</b>                |
| <b>Deferred tax assets</b>  |                               |                               |                             |
| Effect of expenditure debited to the Statement of Profit and Loss in the current year/earlier years but allowed for tax purposes in following years | 560                           | 553                           | 7                           |
| Carry forward of unabsorbed depreciation and losses   | 1,370                         | -                             | 1,370                       |
| Allowance for doubtful debts and advances   | 1,260                         | 1,348                         | (88)                        |
| <b>Gross deferred tax assets</b>  | <b>3,189</b>                  | <b>1,901</b>                  | <b>1,288</b>                |
| <b>Deferred tax liabilities/ (Deferred tax asset) [net]</b>   | <b>(1,246)</b>                | <b>288</b>                    | <b>(1,534)</b>              |

## Notes to standalone financial statements

for the year ended March 31, 2023

### Reconciliation of Deferred tax liabilities/ (Deferred tax asset) [net]:

| Particulars  | (INR Lakhs)    |                |
|--|----------------|----------------|
|  | March 31, 2023 | March 31, 2022 |
| Opening balance as of April 1  | 288            | 1,492          |
| Tax expense/( income) during the period recognised in Statement of Profit and Loss | (1,534)        | (1,204)        |
| <b>Closing balance as at March 31</b>  | <b>(1,246)</b> | <b>288</b>     |

### Note 15 A : Borrowings

| Particulars  | Effective interest rate % | Maturity       | (INR Lakhs)    |                |
|--|---------------------------|----------------|----------------|----------------|
|  |                           |                | March 31, 2023 | March 31, 2022 |
| <b>Non-current borrowings</b>  |                           |                |                |                |
| <b>From banks</b>  |                           |                |                |                |
| <b>Secured</b>   |                           |                |                |                |
| ECB from banks   | Refer note I              | Refer note I   | 1,027          | 2,842          |
|  |                           |                | <b>1,027</b>   | <b>2,842</b>   |
| Less : Amount clubbed under "current borrowings" (current maturities of long term borrowing) |                           |                | 1,027          | 1,895          |
|  |                           |                | -              | 947            |
| <b>Current borrowings</b>  |                           |                |                |                |
| <b>From banks</b>  |                           |                |                |                |
| <b>Secured</b>   |                           |                |                |                |
| Cash credit/ overdraft from bank   | Refer note II             | Refer note II  | 1,500          | 1,288          |
| Current maturity of long term loans  |                           |                | 1,027          | 1,895          |
| Short term loan (STL)/working capital demand loan(WCDL) from bank                            | Refer note III            | Refer note III | -              | 7,500          |
| <b>Unsecured</b>   |                           |                |                |                |
| Buyer's credit from bank   | Refer note IV             | Refer note IV  | 676            | 99             |
| FCNR loan from bank  | Refer note V              | Refer note V   | 2,494          | -              |
| Inter Company Loan (Refer Note 34A)  | Refer note VI             | Refer note VI  | 330            | -              |
|  |                           |                | <b>6,027</b>   | <b>10,782</b>  |
| <b>Aggregate secured loans</b>   |                           |                | <b>2,527</b>   | <b>11,630</b>  |
| <b>Aggregate unsecured loans</b>   |                           |                | <b>3,500</b>   | <b>99</b>      |

#### Note I - External commercial borrowing from bank (secured)

External commercial borrowing of USD 100 Lakhs from Bank carries interest @USD 3 months Libor + 0.65% spread p.a. The loan is repayable in 8 semi annual equal installments of USD 12.50 Lakhs starting from 29 November, 2019. The loan is secured by Pledge of Debt Mutual Funds investment of company. Refer note 38 for further details.

#### Note II- Cash credit/ overdraft from bank (Secured)

Outstanding Cash Credit/ Overdraft from Bank was drawn @ 7.60% p.a. and is payable on demand. The loan is secured by Lien on Fixed Deposits.

# Notes to standalone financial statements

for the year ended March 31, 2023

## Note III- STL/ WCDL from bank (Secured)

Outstanding STL/WCDL from Bank as on March 31, 2022 was drawn in various tranches from January 19, 2022 till March 28, 2022 @ average Interest Rate of 4.57% p.a. (Applicable MIBOR+Margin / Fixed rate) and were duly repaid starting from April 4, 2022 till May 5, 2022. The loan was secured by Pledge of Debt Mutual Funds investment/ Current Assets of company.

Quarterly returns or statements of current assets filed by the Company with banks or financial institutions are in agreement with the books of accounts.

## Note IV- Buyer's credit from Bank (Unsecured)

Outstanding Buyer's Credit loan from Bank was drawn in various tranches from Dec 14, 2022 till January 25, 2023 @ average Interest Rate of 5.84% p.a. (Applicable LIBOR+Margin / Fixed rate) and are due for repayment in FY 2023-24.

## Note V- Short term foreign currency non- repatriable (FCNR) loan from banks (Unsecured)

-Outstanding short term FCNR loan from bank was drawn @6.25% p.a during quarter ended March 31, 2023 and are due for repayment during FY 23-24.

## Note VI- Inter Company Loan (Unsecured)

- Inter-corporate deposit (ICD) was drawn in various tranches in year 2022-23 @ 8.97% p.a. and is repayable on 20th March 2024. The interest shall become due and payable along with principal.

## Note 15 A : Borrowings (Cont'd)

### Debt reconciliation:

| Particulars                                 | (INR Lakhs)  |                           |               |
|---|--|---------------------------|---------------|
|   | Current borrowings<br>(including current<br>portion of Long-<br>term borrowings<br>but excluding bank<br>overdraft classified<br>as part of cash and<br>cash equivalent) | Non current<br>borrowings | Total         |
| <b>As at April 1,2021</b>                   | <b>3,829</b>   | <b>2,741</b>              | <b>6,570</b>  |
| <b>Cash flows:</b>                          |  |                           |               |
| -Proceeds from short term borrowings        | 43,231   | -                         | 43,231        |
| -Repayment of short term borrowings         | (39,462)   | -                         | (39,462)      |
| <b>Adjustments:</b>                         |  |                           |               |
| -Foreign exchange adjustments               | 1  | 101                       | 102           |
| - Re-classification of long-term borrowings | 1,895  | (1,895)                   | -             |
| <b>As at March 31,2022</b>                  | <b>9,494</b>   | <b>947</b>                | <b>10,441</b> |
| <b>Cash flows:</b>                          |  |                           |               |
| -Proceeds from short term borrowings        | 67,805   | -                         | 67,805        |
| -Repayment of short term borrowings         | (73,791)   | -                         | (73,791)      |
| <b>Adjustments:</b>                         |  |                           |               |
| -Foreign exchange adjustments               | 72   | -                         | 72            |
| - Re-classification of long-term borrowings | 947  | (947)                     | -             |
| <b>As at March 31, 2023</b>                 | <b>4,527</b>   | <b>-</b>                  | <b>4,527</b>  |



## Notes to standalone financial statements

for the year ended March 31, 2023

### Note 15 B : Trade payables

| Particulars   | (INR Lakhs)    |                |
|---|----------------|----------------|
|   | March 31, 2023 | March 31, 2022 |
| <b>Trade payables</b>   |                |                |
| - total outstanding due of micro enterprises and small enterprises (refer note 40)          | 536            | 622            |
| <b>Total (a)</b>  | <b>536</b>     | <b>622</b>     |
| - total outstanding dues of creditors other than of micro enterprises and small enterprises | 8,848          | 6,297          |
| - total outstanding due to related parties (refer note 34A)                                 | 1,107          | 1,051          |
| <b>Total (b)</b>  | <b>9,955</b>   | <b>7,348</b>   |
| <b>Total (a) +(b)</b>   | <b>10,491</b>  | <b>7,970</b>   |
| <b>Current</b>  | <b>10,491</b>  | <b>7,970</b>   |

### Trade payables ageing schedule as on March 31, 2023

| Particulars                 | Unbilled     | Not Due      | Outstanding for following periods from the due date |              |           |                   | Total         |
|-----------------------------|--------------|--------------|---|--------------|-----------|-------------------|---------------|
|                             |              |              | Less than 1 year                                    | 1-2 years    | 2-3 years | More than 3 years |               |
|                             |              |              |   |              |           |                   |               |
| (i) MSME                    | -            | 494          | 38  | 1            | -         | 3                 | 536           |
| (ii) Others                 | 2,647        | 3,040        | 2,702   | 1,516        | -         | -                 | 9,905         |
| (iii) Disputed dues – MSME  | -            | -            | -   | -            | -         | -                 | -             |
| (iv) Disputed dues - others | -            | -            | -   | -            | -         | 50                | 50            |
| <b>Total</b>                | <b>2,647</b> | <b>3,534</b> | <b>2,740</b>  | <b>1,517</b> | <b>-</b>  | <b>53</b>         | <b>10,491</b> |

### Trade payables ageing schedule as on March 31, 2022

| Particulars                 | Unbilled     | Not Due      | Outstanding for following periods from the due date |              |           |                   | Total        |
|-----------------------------|--------------|--------------|---|--------------|-----------|-------------------|--------------|
|                             |              |              | Less than 1 year                                    | 1-2 years    | 2-3 years | More than 3 years |              |
|                             |              |              |   |              |           |                   |              |
| (i) MSME                    | -            | 584          | 38  | -            | -         | -                 | 622          |
| (ii) Others                 | 1,671        | 2,173        | 1,753   | 1,652        | 28        | 21                | 7,298        |
| (iii) Disputed dues – MSME  | -            | -            | -   | -            | -         | -                 | -            |
| (iv) Disputed dues - others | -            | -            | -   | -            | 50        | -                 | 50           |
| <b>Total</b>                | <b>1,671</b> | <b>2,757</b> | <b>1,791</b>  | <b>1,652</b> | <b>78</b> | <b>21</b>         | <b>7,970</b> |

### Note 15 C : Other financial liabilities

| Particulars  | (INR Lakhs)    |                |                |                |
|--|----------------|----------------|----------------|----------------|
|  | Non-Current    |                | Current        |                |
|  | March 31, 2023 | March 31, 2022 | March 31, 2023 | March 31, 2022 |
| <b>Other financial liabilities at amortized cost</b> |                |                |                |                |
| Book overdraft                                       | -              | -              | 3              | 4              |
| Sundry deposits*                                     | -              | -              | 40,876         | 30,430         |
| Interest accrued on borrowings and others **         | -              | -              | 18             | 114            |

# Notes to standalone financial statements

for the year ended March 31, 2023

| Particulars  | Non- Current   |                | Current        |                |
|--|----------------|----------------|----------------|----------------|
|  | March 31, 2023 | March 31, 2022 | March 31, 2023 | March 31, 2022 |
| Unclaimed dividend #   | -              | -              | 4              | 5              |
| Liability-premium call option  | -              | 6              | 6              | 47             |
| Employee related payables  | -              | -              | 3,584          | 3,698          |
| Others   | -              | -              | 295            | 156            |
| <b>Other financial liabilities at fair value through profit and loss</b> |                |                |                |                |
| Derivatives not designated as hedges                                     | -              | -              | 20             | -              |
| <b>Derivatives designated as hedges</b>                                  |                |                |                |                |
| Derivative liability-Interest rate swap (refer note 36)                  | -              | 11             | -              | 21             |
| <b>Total</b>   | <b>-</b>       | <b>17</b>      | <b>44,806</b>  | <b>34,475</b>  |

# Amount payable to Investor Education and Protection Fund

Nil

Nil

\* Includes security deposits pertaining to related parties INR NIL (Previous year March 31, 2022: INR 467 Lakhs) (refer note 34A)

\*\* Includes interest accrued on borrowings and others pertaining to related parties INR 1 Lakh (Previous year March 31, 2022: INR Nil Lakhs) (refer note 34A)

## Break up of financial liabilities carried at amortized cost

| Particulars  | Note No | (INR Lakhs)    |                |
|--|---------|----------------|----------------|
|  |         | March 31, 2023 | March 31, 2022 |
| Borrowings (current)   | 15A     | 6,027          | 10,782         |
| Borrowings (non- current)                                    | 15A     | -              | 947            |
| Trade payables   | 15B     | 10,491         | 7,970          |
| Book overdraft   | 15C     | 3              | 4              |
| Sundry deposits  | 15C     | 40,876         | 30,430         |
| Interest accrued on borrowings and others                    | 15C     | 18             | 114            |
| Unclaimed dividend   | 15C     | 4              | 5              |
| Liability-premium call option                                | 15C     | 6              | 53             |
| Employee related payables                                    | 15C     | 3,584          | 3,698          |
| Others   | 15C     | 295            | 156            |
| <b>Total financial liabilities carried at amortised cost</b> |         | <b>61,304</b>  | <b>54,159</b>  |

## Note 15 D : Lease liabilities

| Particulars                       | (INR Lakhs)    |                |
|-----------------------------------|----------------|----------------|
|                                   | March 31, 2023 | March 31, 2022 |
| <b>Unsecured</b>                  |                |                |
| Lease liabilities (refer note 43) | 4,961          | 272            |
| <b>Total</b>                      | <b>4,961</b>   | <b>272</b>     |
| <b>Current</b>                    | <b>618</b>     | <b>86</b>      |
| <b>Non- current</b>               | <b>4,343</b>   | <b>186</b>     |

## Notes to standalone financial statements

for the year ended March 31, 2023

### Note 15E : Other current liabilities

| Particulars   | (INR Lakhs)    |                |
|---|----------------|----------------|
|   | March 31, 2023 | March 31, 2022 |
| Statutory dues  | 570            | 473            |
| Advances from customers against sale of investment property | 106            | 30             |
| <b>Total</b>  | <b>676</b>     | <b>503</b>     |

### Note 16 : Contract liabilities

| Particulars               | (INR Lakhs)    |                |                |                |
|---------------------------|----------------|----------------|----------------|----------------|
|                           | Non- Current   |                | Current        |                |
|                           | March 31, 2023 | March 31, 2022 | March 31, 2023 | March 31, 2022 |
| Advances from customers * | 2              | -              | 1,419          | 1,114          |
| Deferred revenue          | -              | -              | 888            | 584            |
| <b>Total</b>              | <b>2</b>       | <b>-</b>       | <b>2,307</b>   | <b>1,698</b>   |

Amount of revenue recognised during FY 2022-2023 from contract liabilities at the beginning of the year is INR 1,086 lakhs (Previous Year : INR 1,232 lakhs).

Amount accrued during FY 2022-2023 amounts to INR 1,697 Lakhs (Previous Year : INR 886 lakhs).

\* Includes advances from customers pertaining to related parties INR 356 Lakhs (Previous year March 31, 2022: INR Nil Lakhs) (refer note 34A)

### Note 17 : Provisions

| Particulars  | (INR Lakhs)    |                |
|--|----------------|----------------|
|  | March 31, 2023 | March 31, 2022 |
| <b>Provision for employee benefits (refer note 31)</b> |                |                |
| Provision for leave benefits                           | 68             | 72             |
| Provision for Gratuity                                 | 1,322          | 1,407          |
| <b>Total</b>   | <b>1,390</b>   | <b>1,479</b>   |
| <b>Current</b>   | 1,390          | 1,479          |

### Note 18 : Income tax liabilities (net)

| Particulars                | (INR Lakhs)    |                |
|----------------------------|----------------|----------------|
|                            | March 31, 2023 | March 31, 2022 |
| Income tax liability (net) | -              | 445            |
| <b>Total</b>               | <b>-</b>       | <b>445</b>     |

### Note 19 : Revenue from contracts with customers

| Particulars                              | (INR Lakhs)    |                |
|--|----------------|----------------|
|  | March 31, 2023 | March 31, 2022 |
| <b>Sale of products</b>                  |                |                |
| - Sale of newspaper and publications     | 18,253         | 17,361         |
| <b>Sale of services</b>                  |                |                |
| - Advertisement revenue                  | 47,644         | 44,054         |
| - Revenue from digital services          | 364            | 19             |
| - Job work revenue and commission income | 512            | 447            |

# Notes to standalone financial statements

for the year ended March 31, 2023

| Particulars                                       | March 31, 2023 | March 31, 2022 |
|---|----------------|----------------|
| <b>Other operating revenues</b>                   |                |                |
| - Sale of scrap, waste papers and old publication | 1,210          | 1,213          |
| - Forfeiture of security deposits                 | 2,465          | 3,348          |
| - Others  | 892            | 478            |
| <b>Total</b>                                      | <b>71,340</b>  | <b>66,920</b>  |

Reconciliation of revenue recognised with the contracted price is as follows:

| Particulars                       | March 31, 2023 | March 31, 2022 |
|-----------------------------------|----------------|----------------|
| Contract price                    | 72,172         | 67,321         |
| Adjustments to the contract price | (833)          | (401)          |
| <b>Revenue recognised</b>         | <b>71,340</b>  | <b>66,920</b>  |

(INR Lakhs)

The adjustments made to the contract price comprises of volume discounts, returns, credits, etc under the head "Revenue from operations".

## Note 20 : Other income

| Particulars   | March 31, 2023 | March 31, 2022 |
|---|----------------|----------------|
| Interest income on EIR basis  |                |                |
| - Bank deposits   | 100            | 232            |
| - Loan to subsidiary/ fellow subsidiary (refer note 34A)                                  | 56             | 280            |
| - Others  | 28             | 6              |
| <b>Other non - operating income</b>   |                |                |
| Reversal of provision for impairment in the value of investment properties (refer note 4) | 171            | -              |
| Unclaimed balances/liabilities written back (net)   | 742            | 444            |
| Rental income   | 669            | 544            |
| Finance income from debt instruments at FVTPL*  | 5,644          | 5,850          |
| Profit on sale of investments   | -              | 358            |
| Profit on sale on investment properties   | 163            | 33             |
| Unwinding of discount on security deposit   | 51             | 71             |
| Miscellaneous income  | 86             | 143            |
| <b>Total</b>  | <b>7,710</b>   | <b>7,961</b>   |

(INR Lakhs)

\*Gain on account of fair value movement (refer note 2.2 (r) Debt instruments at FVTPL)

## Note 21 : Cost of materials consumed

| Particulars                            | March 31, 2023 | March 31, 2022 |
|--|----------------|----------------|
| <b>Consumption of raw materials</b>    |                |                |
| Inventory at the beginning of the year | 6,790          | 4,547          |
| Add: Purchase during the year          | 30,188         | 26,799         |
| Less : Sale of damaged newsprint       | 176            | 146            |
|  | <b>36,802</b>  | <b>31,200</b>  |
| Less: Inventory at the end of the year | 5,386          | 6,790          |
| <b>Total</b>                           | <b>31,416</b>  | <b>24,410</b>  |

(INR Lakhs)

## Notes to standalone financial statements

for the year ended March 31, 2023

### Note 22 : Changes in inventories

| Particulars                                   | (INR Lakhs)    |                |
|---|----------------|----------------|
|   | March 31, 2023 | March 31, 2022 |
| <b>Inventory at the beginning of the year</b> |                |                |
| - Work -in- progress                          | 1              | 1              |
| - Scrap and waste papers                      | 29             | 26             |
| <b>Inventory at the end of the year</b>       |                |                |
| - Work -in- progress                          | -              | 1              |
| - Scrap and waste papers                      | 35             | 29             |
| <b>Changes in inventories</b>                 |                |                |
| - Work -in- progress                          | 1              | -              |
| - Scrap and waste papers                      | (6)            | (3)            |
| <b>Total</b>                                  | <b>(5)</b>     | <b>(3)</b>     |

### Note 23 : Employee benefits expense

| Particulars   | (INR Lakhs)    |                |
|---|----------------|----------------|
|   | March 31, 2023 | March 31, 2022 |
| Salaries, wages and bonus                                 | 14,988         | 14,228         |
| Contribution to provident and other funds (refer note 31) | 558            | 594            |
| Employee stock option scheme (refer note 32)              | 4              | 25             |
| Gratuity expense (refer note 31)                          | 295            | 253            |
| Workmen and staff welfare expenses                        | 191            | 131            |
| <b>Total</b>  | <b>16,036</b>  | <b>15,231</b>  |

### Note 24 : Finance costs

| Particulars  | (INR Lakhs)    |                |
|--|----------------|----------------|
|  | March 31, 2023 | March 31, 2022 |
| Interest on debts and borrowings                                 | 1,352          | 840            |
| Interest on lease liabilities (refer note 43)                    | 261            | 39             |
| Exchange difference regarded as an adjustment to borrowing costs | 3              | 40             |
| Bank charges   | 43             | 19             |
| <b>Total</b>   | <b>1,659</b>   | <b>938</b>     |

### Note 25 : Depreciation and amortization expense

| Particulars  | (INR Lakhs)    |                |
|--|----------------|----------------|
|  | March 31, 2023 | March 31, 2022 |
| Depreciation of property, plant and equipment (note 3) | 1,691          | 1,843          |
| Depreciation expense of right-of-use assets (note 43)  | 1,157          | 859            |
| Amortization of intangible assets (note 5)             | 94             | 44             |
| Depreciation on investment properties (note 4)         | 102            | 110            |
| <b>Total</b>   | <b>3,044</b>   | <b>2,856</b>   |

# Notes to standalone financial statements

for the year ended March 31, 2023

## Note 26 : Other expenses

| Particulars  | (INR Lakhs)    |                |
|--|----------------|----------------|
|  | March 31, 2023 | March 31, 2022 |
| Consumption of stores and spares   | 2,142          | 1,798          |
| Printing and service charges   | 3,820          | 3,453          |
| News service and dispatches  | 405            | 336            |
| News content sourcing fees   | 6,060          | 5,434          |
| Service charges on advertisement revenue   | 257            | 284            |
| Power and fuel   | 840            | 826            |
| Advertising and sales promotion  | 3,813          | 2,706          |
| Freight and forwarding charges   | 1,263          | 1,204          |
| Rent (refer note 43)   | 578            | 530            |
| Rates and taxes  | 53             | 32             |
| Insurance  | 222            | 254            |
| Repairs and maintenance:   |                |                |
| - Plant and machinery  | 2,196          | 1,236          |
| -Building  | 150            | 71             |
| -Others  | 9              | 3              |
| Travelling and conveyance  | 1,777          | 1,632          |
| Communication costs  | 269            | 279            |
| Legal and professional fees  | 2,728          | 2,448          |
| Payment to auditors (refer note I)   | 77             | 75             |
| Director's sitting fees (refer note 34A)   | 24             | 36             |
| Services for mobile content and media buying   | 2,490          | -              |
| Foreign exchange differences (net)   | 59             | 25             |
| Allowances for bad and doubtful receivables and advances (refer note II)                             | 750            | 1,441          |
| Loss on sale of property, plant and equipment (includes impairment of property, plant and equipment) | 38             | 139            |
| Fair value loss on investments through profit and loss (refer note III)                              | 1,133          | 764            |
| Fair value loss/gain on derivative at fair value through profit or loss                              | 15             | -              |
| Loss on sale of investments  | 1              | -              |
| Provision for impairment on investment properties  | -              | 104            |
| CSR expenditure (refer note 41)  | 50             | 68             |
| Miscellaneous expenses   | 1,261          | 1,138          |
| <b>Total</b>   | <b>32,480</b>  | <b>26,316</b>  |

## Note I : Payment to auditors

| Particulars                 | (INR Lakhs)    |                |
|-----------------------------|----------------|----------------|
|                             | March 31, 2023 | March 31, 2022 |
| <b>As auditor :</b>         |                |                |
| - Audit fee                 | 36             | 36             |
| - Limited review            | 27             | 27             |
| - Certification fees        | 5              | 7              |
| - Reimbursement of expenses | 9              | 5              |
| <b>Total</b>                | <b>77</b>      | <b>75</b>      |

## Notes to standalone financial statements

for the year ended March 31, 2023

### Note II : Movement of allowances for bad and doubtful receivables and advances

(INR Lakhs)

| Particulars                  | Trade Receivables and Other current assets |                |
|------------------------------|--|----------------|
|                              | March 31, 2023                             | March 31, 2022 |
| Opening                      | 5,354                                      | 5,353          |
| Add: Provision created (net) | 750  | 1,441          |
| Less: Bad debts written off  | 1,233                                      | 1,440          |
| <b>Closing</b>               | <b>4,871</b>                               | <b>5,354</b>   |

### Note III: Detail of fair value of investment through profit and loss (net)

(INR Lakhs)

| Particulars  | March 31, 2023 | March 31, 2022 |
|--|----------------|----------------|
| Gain on fair valuation of Investments recognized during the year | (1,014)        | (3,797)        |
| Loss on fair valuation of Investments recognized during the year | 2,147          | 4,561          |
| <b>Net loss</b>  | <b>1,133</b>   | <b>764</b>     |

### Note 27 : Other comprehensive income

The disaggregation of changes to OCI by each type of reserve in equity is shown below :

#### For the year ended March 31, 2023

(INR Lakhs)

| Particulars                            | Retained earnings | FVTOCI Reserve | Cash flow hedging reserve | Costs of hedging reserve | Total          |
|--|-------------------|----------------|---------------------------|--------------------------|----------------|
| Change in fair value of investments    | -                 | (7,845)        | -                         | -                        | (7,845)        |
| Income tax effect                      | -                 | -              | -                         | -                        | -              |
| Remeasurement on defined benefit plans | 228               | -              | -                         | -                        | 228            |
| Income tax effect                      | (58)              | -              | -                         | -                        | (58)           |
| Cash flow hedging reserve              | -                 | -              | 37                        | -                        | 37             |
| Income tax effect                      | -                 | -              | (9)                       | -                        | (9)            |
| Costs of hedging reserve               | -                 | -              | -                         | 43                       | 43             |
| Income tax effect                      | -                 | -              | -                         | (11)                     | (11)           |
| <b>Total</b>                           | <b>170</b>        | <b>(7,845)</b> | <b>28</b>                 | <b>32</b>                | <b>(7,615)</b> |

#### For the year ended March 31, 2022

(INR Lakhs)

| Particulars                            | Retained earnings | FVTOCI Reserve | Cash flow hedging reserve | Costs of hedging reserve | Total          |
|--|-------------------|----------------|---------------------------|--------------------------|----------------|
| Change in fair value of investments    | -                 | (4,583)        | -                         | -                        | (4,583)        |
| Income tax effect                      | -                 | 1,049          | -                         | -                        | 1,049          |
| Remeasurement on defined benefit plans | (175)             | -              | -                         | -                        | (175)          |
| Income tax effect                      | 44                | -              | -                         | -                        | 44             |
| Cash flow hedging reserve              | -                 | -              | 130                       | -                        | 130            |
| Income tax effect                      | -                 | -              | (33)                      | -                        | (33)           |
| Costs of hedging reserve               | -                 | -              | -                         | (11)                     | (11)           |
| Income tax effect                      | -                 | -              | -                         | 3                        | 3              |
| <b>Total</b>                           | <b>(131)</b>      | <b>(3,534)</b> | <b>97</b>                 | <b>(8)</b>               | <b>(3,576)</b> |

# Notes to standalone financial statements

for the year ended March 31, 2023

## Note 28 : Earnings per share (EPS)

Basic EPS amounts are calculated by dividing the profit for the year attributable to equity holders of the Company by the weighted average number of Equity shares outstanding during the year.

Diluted EPS amounts are calculated by dividing the profit attributable to equity holders of the Company by the weighted average number of Equity shares outstanding during the year plus the weighted average number of Equity shares that would be issued on conversion of all the dilutive potential Equity shares into Equity shares.

The following reflects the income and share data used in the basic and diluted EPS computations:

| Particulars   | March 31, 2023 | March 31, 2022 |
|---|----------------|----------------|
| <b>Profit/(Loss) attributable to equity holders (INR Lakhs)</b>                   | <b>(4,749)</b> | <b>4,356</b>   |
| <b>Weighted average number of Equity shares for basic and diluted EPS (Lakhs)</b> | <b>736.72</b>  | <b>736.72</b>  |
| Basic EPS   | (6.45)         | 5.91           |
| Diluted EPS   | (6.45)         | 5.91           |

## Note 29 : Dividend

The Company has neither declared nor paid any dividend during the current and previous year as per the Section 123 of the Companies Act, 2013.

## Note 30 : Capital management

For the purpose of the Company's capital management, capital includes issued equity capital, securities premium and all other equity reserves. The primary objective of the Company's capital management is to maximize the shareholder value.

The Company manages its capital structure and makes adjustments in light of changes in economic conditions and the requirements of the financial covenants. To maintain or adjust the capital structure, the Company may adjust the dividend payment to shareholders, return capital to shareholders or issue new shares. The Company monitors capital using a gearing ratio, which is net debt divided by total capital and net debt. The Company includes within net debt, interest bearing loans and borrowings and interest accrued on borrowings.

| Particulars  | (INR Lakhs)     |                 |
|--|-----------------|-----------------|
|  | March 31, 2023  | March 31, 2022  |
| Total Borrowings (refer note 15A)                                      | 6,027           | 11,729          |
| Interest accrued but not due on borrowings and others (refer note 15C) | 18              | 114             |
| <b>Debt</b>  | <b>6,045</b>    | <b>11,843</b>   |
| <b>Equity share capital &amp; other equity</b>                         | <b>1,47,708</b> | <b>1,60,067</b> |
| <b>Total capital employed</b>  | <b>1,53,753</b> | <b>1,71,910</b> |
| Less: Intangible assets  | 7,101           | 7,198           |
| Less: Deferred Tax Asset   | 1,246           | -               |
| Add: Deferred Tax Liability  | -               | 288             |
| <b>Net capital employed</b>  | <b>1,45,406</b> | <b>1,65,000</b> |
| <b>Gearing ratio</b>   | <b>4.16%</b>    | <b>7.18%</b>    |

No changes were made in the objectives, policies or processes for managing capital during the years ended March 31, 2023 and March 31, 2022.



## Notes to standalone financial statements

for the year ended March 31, 2023

### Note 31 : Employee benefits

#### A. Define benefit plan: Gratuity

| Particulars    | (INR Lakhs)    |                |
|----------------|----------------|----------------|
|                | March 31, 2023 | March 31, 2022 |
| Gratuity plan  | 1,322          | 1,407          |
| <b>Total</b>   | <b>1,322</b>   | <b>1,407</b>   |
| <b>Current</b> | <b>1,322</b>   | <b>1,407</b>   |

The Company has a defined benefit gratuity plan. The gratuity plan is governed by the Payment of Gratuity Act, 1972. Every employee who has completed five years or more of services gets a gratuity on separation at 15 days salary (last drawn salary) for each completed year of service. The gratuity plan is managed through 'HMVL Editorial Employees Gratuity Fund Trust' & 'HMVL Non Editorial and Other Employees Gratuity Fund Trust'. The funds maintained by 'HMVL Editorial Employees Gratuity Fund Trust' & 'HMVL Non Editorial and Other Employees Gratuity Fund Trust' represent plan assets for the Company.

The following tables summarise the components of net benefit expense recognised in the statement of profit or loss and the funded status and amounts recognised in the balance sheet for the respective plans:

#### Gratuity plan

#### Changes in the defined benefit obligation and fair value of plan assets as at March 31, 2023 :

##### Present value of obligation

| Particulars   | (INR Lakhs)    |                |
|---|----------------|----------------|
|   | March 31, 2023 | March 31, 2022 |
| Opening balance   | 2,174          | 1,857          |
| Current service cost  | 204            | 183            |
| Interest expense or cost                                      | 140            | 114            |
| Re-measurement (or actuarial) (gain) / loss arising from:     |                |                |
| - change in demographic assumptions                           | 7              | 24             |
| - change in financial assumptions                             | (124)          | 169            |
| - experience variance (i.e. Actual experience vs assumptions) | (126)          | (8)            |
| Benefits paid   | (198)          | (163)          |
| Transfer in *   | -              | (2)            |
| <b>Total</b>  | <b>2,078</b>   | <b>2,174</b>   |

\* In relation to transfer of employees from Holding Company and fellow subsidiaries

##### Fair value of plan assets

| Particulars   | (INR Lakhs)    |                |
|---|----------------|----------------|
|   | March 31, 2023 | March 31, 2022 |
| Opening balance   | 767            | 712            |
| Investment income   | 49             | 44             |
| Employer's contribution   | -              | -              |
| Benefits paid   | (45)           | -              |
| Return on plan assets, excluding amount recognised in net interest expenses | (15)           | 11             |
| <b>Total</b>  | <b>756</b>     | <b>767</b>     |

# Notes to standalone financial statements

for the year ended March 31, 2023

## Reconciliation of fair value of plan assets and defined benefit obligation

| Particulars                                       | (INR Lakhs)    |                |
|---|----------------|----------------|
|   | March 31, 2023 | March 31, 2022 |
| Fair value of plan assets at the end of the year  | 756            | 767            |
| Defined benefit obligation at the end of the year | 2,078          | 2,174          |
| Amount recognised in provisions (refer note 17)   | 1,322          | 1,407          |

The major categories of plan assets of the fair value of the total plan assets are as follows:

| Particulars                          | Defined gratuity Plan |                |
|--------------------------------------|-----------------------|----------------|
|                                      | March 31, 2023        | March 31, 2022 |
| Investment in funds managed by trust | 100%                  | 100%           |

The principal assumptions used in determining gratuity obligation for the Company's plans are shown below:

| Particulars                      | March 31, 2023 | March 31, 2022 |
|----------------------------------|----------------|----------------|
| Discount rate ( per annum )      | 7.40%          | 6.45%          |
| Salary growth rate ( per annum ) | 7%             | 7%             |
| Withdrawal rate ( per annum )    |                |                |
| Up to 30 years                   | 14.5%          | 8.0%           |
| 31 - 44 years                    | 14.5%          | 8.0%           |
| Above 44 years                   | 14.5%          | 8.0%           |

A quantitative sensitivity analysis for significant assumption is as shown below:

| Particulars                       | (INR Lakhs)    |                |
|-----------------------------------|----------------|----------------|
|                                   | March 31, 2023 | March 31, 2022 |
| Defined benefit obligation (base) | 2,078          | 2,174          |

| Particulars                 | (INR Lakhs)    |          |                |          |
|-----------------------------|----------------|----------|----------------|----------|
|                             | March 31, 2023 |          | March 31, 2022 |          |
|                             | Decrease       | Increase | Decrease       | Increase |
| Discount rate (-/+ 1%)      | 98             | (91)     | 141            | (128)    |
| Salary growth rate (-/+ 1%) | (92)           | 97       | (128)          | 139      |
| Attrition rate (-/+ 50%)    | (8)            | 1        | 23             | (18)     |

The sensitivity analysis above have been determined based on a method that extrapolates the impact on defined benefit obligation as a result of reasonable changes in key assumptions occurring at the end of the reporting period.

The following payments are expected contributions to the defined benefit plan in future years:

| Particulars   | (INR Lakhs)    |                |
|---|----------------|----------------|
|   | March 31, 2023 | March 31, 2022 |
| Within the next one year (next annual reporting period) | 372            | 245            |
| More than one year and upto five years                  | 1,164          | 815            |
| More than five years and upto ten years                 | 1,149          | 1521           |
| More than ten years                                     | 354            | 845            |
| <b>Total expected payments</b>                          | <b>3,040</b>   | <b>3426</b>    |

## Notes to standalone financial statements

for the year ended March 31, 2023

Average duration of the defined benefit plan obligation

| Particulars               | March 31, 2023 | March 31, 2022 |
|---------------------------|----------------|----------------|
| Weighted average duration | 4 years        | 6 years        |

### B. Defined contribution plan

(INR Lakhs)

| Particulars                                      | March 31, 2023 | March 31, 2022 |
|--|----------------|----------------|
| <b>Contribution to provident and other funds</b> |                |                |
| Charged to statement of profit and loss          | 558            | 594            |

### C. Leave encashment (unfunded)

The Company recognises the leave encashment expenses in the statement of profit and loss based on actuarial valuation.

The expenses recognised in the statement of profit and loss and the leave encashment liability at the beginning and at the end of the year :

(INR Lakhs)

| Particulars                             | March 31, 2023 | March 31, 2022 |
|---|----------------|----------------|
| Liability at the beginning of the year  | 72             | 80             |
| Paid during the year                    | (6)            | (8)            |
| Transfer in*                            | -              | 1              |
| Provided during the year                | 2              | (1)            |
| <b>Liability at the end of the year</b> | <b>68</b>      | <b>72</b>      |

\* In relation to transfer of employees from holding Company and fellow subsidiaries

### Note 32 : Share-based payments

In accordance with the Securities and Exchange Board of India (Share Based Employee benefits) Regulations, 2014 and Ind AS 102 Share-based Payment, the scheme detailed below is managed and administered, compensation benefits in respect of the scheme is assessed and accounted by the company . To have an understanding of the scheme, relevant disclosures are given below.

#### I. Employee Stock Options (ESOPs) granted by Hindustan Media Ventures Limited for eligible employees of the group.

The Hindustan Times Limited and HT Media Limited (the immediate Parent Company) has given loan to "HT Group company's – Employee Stock Option Trust" which in turn has purchased Equity Shares of HMVL for the purpose of granting Options under the 'HT Group company's –Employee Stock Option Rules' ("HT ESOP"), to eligible employees of the group.

#### A. Details of Options granted as on March 31, 2023 are given below:

| Type of Arrangement   | Date of Grant      | Number of options granted | Fair Value on the date of Grant (INR) | Vesting conditions  | Weighted average remaining contractual life (in years) | Method of Settlement |
|-----------------------|--------------------|---------------------------|---------------------------------------|---|--|----------------------|
| Employee Stock Option | September 15, 2007 | 1,93,782                  | 16.07                                 | ¼ of the shares vest each year over a period of four years starting from one year after the date of grant | -  | Equity               |
| Employee Stock Option | May 20, 2009       | 11,936                    | 14.39                                 | ¼ of the shares vest each year over a period of four years starting from one year after the date of grant | 0.14   | Equity               |

# Notes to standalone financial statements

for the year ended March 31, 2023

| Type of Arrangement   | Date of Grant    | Number of options granted | Fair Value on the date of Grant (INR) | Vesting conditions  | Weighted average remaining contractual life (in years) | Method of Settlement |
|-----------------------|------------------|---------------------------|---------------------------------------|---|--|----------------------|
| Employee Stock Option | February 4, 2010 | 1,50,729                  | 87.01                                 | 50% on the date of grant and 25% vest each year over a period of 2 years starting from the date of grant  | 0.14   | Equity               |
| Employee Stock Option | March 8, 2010    | 17,510                    | 56.38                                 | ¼ of the shares vest each year over a period of four years starting from one year after the date of grant | 0.94   | Equity               |
| Employee Stock Option | April 1, 2010    | 4,545                     | 53.87                                 | ¼ of the shares vest each year over a period of four years starting from one year after the date of grant | 1.01   | Equity               |
| Employee Stock Option | October 25, 2019 | 2,20,376                  | 34.80                                 | ¼ of the shares vest each year over a period of four years starting from one year after the date of grant | 10.58  | Equity               |

Weighted average fair value of the options outstanding is INR 36.33 per option (Previous Year INR 36.15 per option).

## B. Summary of activity under the plans is given below :

|  | March 31, 2023    |                                      | March 31, 2022    |                                      |
|--|-------------------|--------------------------------------|-------------------|--------------------------------------|
|  | Number of options | Weighted Average Exercise Price(INR) | Number of options | Weighted Average Exercise Price(INR) |
| Outstanding at the beginning of the year               | 1,56,725          | 71.68                                | 2,30,186          | 71.68                                |
| Granted during the year                                | -                 | -                                    | -                 | -                                    |
| Forfeited during the year                              | -                 | -                                    | 73,461            | 72.20                                |
| Exercised during the year                              | -                 | -                                    | -                 | -                                    |
| Expired during the year                                | -                 | -                                    | -                 | -                                    |
| Outstanding at the end of the period                   | 1,56,725          | 71.68                                | 1,56,725          | 71.44                                |
| Exercisable at the end of the period                   | 1,38,360          | 71.34                                | 83,265            | 70.76                                |
| Weighted average remaining contractual life (in years) | 9.97              |                                      | 10.97             |                                      |
| Weighted Average fair value option granted             | -                 |                                      | -                 |                                      |

## Notes to standalone financial statements

for the year ended March 31, 2023

### C. The details of exercise price for stock options outstanding at the end of the year ended March 31, 2023 are:

A stock option gives an employee, the right to purchase equity shares of HMVL at a fixed price within a specific period of time. The details of exercise price for stock options outstanding at the end of the year are as under:

|         | Range of exercise prices | Number of options outstanding | Weighted average remaining contractual life of options (in years) | Weighted average exercise price (INR) |
|---------|--------------------------|-------------------------------|---|---------------------------------------|
| 2022-23 | INR 60 to INR 72.20      | 1,56,725                      | 9.97  | 71.34                                 |
| 2021-22 | INR 60 to INR 72.20      | 1,56,725                      | 10.97   | 71.44                                 |

Options granted are exercisable for a maximum period of 14 years after the scheduled grant date as per the Scheme.

HMVL has availed exemption under Ind AS 101 in respect of Share-based payments that had been vested before the transition date. HMVL has elected to avail this exemption and accordingly, vested options as on transition date have been measured at intrinsic value .

The employee compensation cost (accounting charge for the year) during the year calculated using the fair value of stock options is INR 2.8 Lakh (March 31, 2022: INR 6 lakhs).

The employee compensation cost (accounting charge for the year) calculated using the intrinsic value of stock options is INR NIL (March 31, 2022: INR NIL)

### II. The fellow subsidiary, Firefly e-Ventures Limited (FEVL)# has given Employee Stock Options (ESOPs) to employees of Hindustan Media Ventures Limited (HMVL).

#### A. Details of these plans are given below:

##### Employee Stock Options

A stock option gives an employee, the right to purchase equity shares of Firefly e-Ventures Limited at a fixed price within a specific period of time. The grant price (or strike price) for options granted during the financial year 2009-10 shall be Rs10 each per option.

#### B. Details of Options granted as on March 31, 2023 are given below:

| Type of arrangement    | Date of grant    | Options granted (nos.) | Fair value on the grant date (INR) | Vesting conditions  | Weighted average remaining contractual life (in years)           | Method of Settlement |
|------------------------|------------------|------------------------|------------------------------------|---|--|----------------------|
| Employee Stock Options | October 16, 2009 | 2,24,700               | 4.82                               | Starts from the date of listing of Firefly e-Ventures Limited as per the following vesting schedule | (all options cancelled vide board resolution dated 5 April 2021) | Equity               |
|                        |                  |                        |                                    | 25% 12 months from the date of grant  |  |                      |
|                        |                  |                        |                                    | 25% 24 months from the date of grant  |  |                      |
|                        |                  |                        |                                    | 25% 36 months from the date of grant  |  |                      |
|                        |                  |                        |                                    | 25% 48 months from the date of grant  |  |                      |

# Firefly e-Ventures Limited (FEVL) got merged with with HT Mobile Solutions Limited (HTMSL) pursuant to Hon'ble National Company Law Tribunal (NCLT), New Delhi Bench vide order dated May 11, 2021 filed with the Registrar of Companies, NCT of Delhi on June 7, 2021.

# Notes to standalone financial statements

for the year ended March 31, 2023

C. Summary of activity under the plan for the year ended March 31, 2023 and March 31, 2022 are given below.

|  | March 31, 2023    |                                       | March 31, 2022    |                                       |
|--|-------------------|---------------------------------------|-------------------|---------------------------------------|
|  | Number of options | Weighted-average exercise price (INR) | Number of options | Weighted-average exercise price (INR) |
| Outstanding at the beginning of the year                       | -                 | -                                     | 2,24,700          | 10                                    |
| Options related to employees shifted from Firefly to HTML      | -                 | -                                     | -                 | -                                     |
| Granted during the year  | -                 | -                                     | -                 | -                                     |
| Forfeited during the year                                      | -                 | -                                     | 2,24,700          | 10                                    |
| Exercised during the year                                      | -                 | -                                     | -                 | -                                     |
| Expired during the year  | -                 | -                                     | -                 | -                                     |
| Outstanding at the end of the year                             | -                 | -                                     | -                 | -                                     |
| Weighted average remaining contractual life (in years)         | -                 | -                                     | -                 | -                                     |
| Weighted average fair value of options granted during the year | -                 | -                                     | -                 | -                                     |

The Company has availed exemption under Ind AS 101 in respect of Share-based payments that had been vested before the transition date. The Company has elected to avail this exemption and accordingly, vested options as on transition date have been measured at intrinsic value .

The employee compensation cost (accounting charge for the year) calculated using the intrinsic value of stock options is INR NIL (March 31, 2022: INR NIL).

III. The Holding Company, HT Media Limited has given Employee Stock Options (ESOPs) to employees of Hindustan Media Ventures Limited (HMVL).

A. Details of these plans are given below:

#### Employee stock options

A stock option gives an employee, the right to purchase equity shares of HT Media Limited at a fixed price within a specific period of time.

B. Details of Options granted as on March 31, 2023 are given below:

| Type of arrangement                                  | Date of grant | Options granted (nos.) | Fair value on the grant date (INR) | Vesting conditions*   | Weighted average remaining contractual life (in years) |
|--|---------------|------------------------|------------------------------------|---|--|
| Employee stock options (Method of settlement-equity) | Oct 24, 2019  | 3,39,888               | 9.04                               | Starts from the date of listing of HT Media Limited as per the following vesting schedule | 9.57   |
|  | Mar 31, 2021  | 1,81,628               | 10.62                              | 75% 12 months from the date of grant<br>25% 24 months from the date of grant              | 11.00  |

## Notes to standalone financial statements

for the year ended March 31, 2023

### C. Summary of activity under the plan for the year ended March 31, 2023 are given below.

|  | March 31, 2023    |                                       | March 31, 2022    |                                       |
|--|-------------------|---------------------------------------|-------------------|---------------------------------------|
|  | Number of options | Weighted-average exercise price (INR) | Number of options | Weighted-average exercise price (INR) |
| Outstanding at the beginning of the year                       | 1,81,628          | 21.25                                 | 5,21,516          | 20.30                                 |
| Granted during the year  | -                 | -                                     | -                 | -                                     |
| Forfeited during the year                                      | 11,352            | 20                                    | -                 | -                                     |
| Exercised during the year                                      | -                 | -                                     | 3,39,888          | 20                                    |
| Expired during the year  | -                 | -                                     | -                 | -                                     |
| Outstanding at the end of the year                             | 1,70,276          | 21.25                                 | 1,81,628          | 21.25                                 |
| Weighted average remaining contractual life (in years)         | 10                |                                       | 11                |                                       |
| Weighted average fair value of options granted during the year | -                 |                                       | -                 |                                       |

The employee compensation cost (accounting charge for the year) calculated using the fair value of stock options is INR 1.2 lakhs (Previous year : INR 19 Lakhs).

### Note 33 : Commitments and contingencies

#### (a) Commitments

| Particulars  | (INR Lakhs)    |                |
|--|----------------|----------------|
|  | March 31, 2023 | March 31, 2022 |
| <b>Capital commitments</b>   |                |                |
| Estimated amount of contracts remaining to be executed on capital account and not provided for (net of capital advances) | 1,758          | 1,845          |

#### (b) Contingent liabilities

##### A. Claims against the company not acknowledged as debts

| Particulars   | (INR Lakhs)    |                |
|---|----------------|----------------|
|   | March 31, 2023 | March 31, 2022 |
| a) The Company has filed a petition before the Hon'ble Patna High Court against an initial claim for additional contribution of Rs. 73 lacs made by Employees State Insurance Corporation (ESIC) relating to the years 1989-90 to 1999-00. The Company has furnished a bank guarantee amounting to Rs. 13 lacs to ESIC. The Hon'ble High Court had initially stayed the matter and on 18th July 2012 disposed of the Petition with the Order of "No Coercive Step shall be taken against HMVL" with direction to move for ESI Court. Matter is still pending in Lower Court. There is no further progress in the matter during the year. The chances of our loosing in the said matters are remote. | 73             | 73             |
| b) The Company has filed a petition before the Hon'ble Patna High Court against the demand of Rs.10 lacs (including interest) for short payment of ESI dues pertaining to the years from 2001 to 2005. The Hon'ble High Court had initially stayed the matter and on 18th July 2012 disposed of the Petition with the Order of "No Coercive Step shall be taken against HMVL" with direction to move for ESI Court. Matter is still pending in Lower Court. There is no further progress in the matter during the year. The chances of our loosing in the said matters are remote.  | 10             | 10             |

# Notes to standalone financial statements

for the year ended March 31, 2023

- B During the current year and as in the previous financial year, the Management has received few claims from employees who either retired, or were separated from the Company, regarding the benefits of Majhithia Wage Board recommendations. We have raised our objections on the maintainability of the Claim and the amount so claimed as due. The matters have been referred to respective Labour Courts for adjudication on the eligibility/maintainability/ liability of such claims. Based on management assessment and current status of the above matter, the management is confident that no additional provision is required in the financial statements as on March 31, 2023.
- C In respect of income tax demand under dispute INR 1,051 Lakhs (previous year INR 578 Lakhs) against the same the Company has paid tax under protest of INR 1,046 Lakhs (previous year INR 563 Lakhs). The tax demand are mainly on account of disallowances of expenses claimed by the Company under the Income Tax Act. The company is contesting the demands before the appropriate appellate authorities and the management believes that Company's tax positions are likely to be upheld by such authorities. No tax expenses have been accrued in the financial statements for these tax demands.

## Note 34 : Related party transactions

### i) List of related parties and relationships:-

|  |   |
|--|---|
| Name of related parties where control exists whether transactions have occurred or not.      | HT Media Limited (Holding Company or Parent Company)<br>The Hindustan Times Limited #<br>Earthstone Holding (Two) Private Limited## (Ultimate controlling party is the Promoter Group)  |
| Subsidiary (with whom transactions have occurred during the year)                            | HT Noida (Company) Limited  |
| Joint Venture (with whom transactions have occurred during the year)                         | HT Content Studio LLP   |
| Fellow Subsidiaries (with whom transactions have occurred during the year)                   | Next Radio Limited<br>HT Mobile Solutions Limited<br>HT Overseas Pte. Ltd.<br>Digicontent Limited<br>Mosaic Media Ventures Private Limited<br>HT Digital Streams Limited  |
| Key Management Personnel (with whom transactions have occurred during the year)              | Mr. Praveen Someshwar (Managing Director)<br>Mr. Ashwani Windlass (Non-Executive Independent Director)<br>Ms. Savitri Kunadi (Non-Executive Independent Director)<br>Mr. Ajay Relan (deceased and ceased to be Non- Executive Independent Director on October 1, 2021)<br>Mr. Sameer Singh (appointed as Independent Director w.e.f. December 28, 2021) |
| Relatives of Key Management Personnel (with whom transactions have occurred during the year) | Mrs. Tripti Someshwar (Relative of Mr. Praveen Someshwar)   |

# The Hindustan Times Limited (HTL) does not hold any direct investment in the Company. However, HTL's subsidiary HT Media Limited holds shares in the Company.

## Earthstone Holding (Two) Private Limited (formerly known as Earthstone Holding (Two) Limited) is the holding Company of The Hindustan Times Limited .

### ii) Transactions with related parties

Refer note 34 A

### iii) Terms and conditions of transactions with related parties

The sales to and purchases from related parties are made on terms equivalent to those that prevail in arm's length transactions. Outstanding balances at the year-end are unsecured and interest free and settlement occurs in cash (other than Inter-Corporate Deposits) . There have been no guarantees provided or received for any related party receivables or payables.



## Notes to standalone financial statements

for the year ended March 31, 2023

| Particulars   | Holding Company |        | Subsidiary |        | Joint Venture |        | Fellow Subsidiaries |        | Key Managerial Personnel (KMP) (refer note B) |        | Relatives of Key Management Personnel (KMP's) |        | Total  |        |
|---|-----------------|--------|------------|--------|---------------|--------|---------------------|--------|---|--------|---|--------|--------|--------|
|   | Mar-23          | Mar-22 | Mar-23     | Mar-22 | Mar-23        | Mar-22 | Mar-23              | Mar-22 | Mar-23  | Mar-22 | Mar-23  | Mar-22 | Mar-23 | Mar-22 |
|   |                 |        |            |        |               |        |                     |        |   |        |   |        |        |        |
| <b>REVENUE TRANSACTIONS</b>   |                 |        |            |        |               |        |                     |        |   |        |   |        |        |        |
| <b>INCOME</b>   |                 |        |            |        |               |        |                     |        |   |        |   |        |        |        |
| Jobwork revenue   | 222             | 238    | -          | -      | -             | -      | -                   | -      | -   | -      | -   | -      | 222    | 238    |
| Sale of Advertisement Space in Publication & Provision of product/ services | 186             | 60     | -          | -      | -             | -      | 38                  | 18     | -   | -      | -   | -      | 224    | 78     |
| Sale of newspaper for circulation   | 2,190           | 1,714  | -          | -      | -             | -      | -                   | -      | -   | -      | -   | -      | 2,190  | 1,714  |
| Infrastructure support services (seats) given                               | 16              | 10     | -          | -      | -             | -      | 546                 | 429    | -   | -      | -   | -      | 562    | 439    |
| Media marketing commission & collection charges received                    | 11              | 31     | -          | -      | -             | -      | -                   | 3      | -   | -      | -   | -      | 11     | 34     |
| Rent received   | 30              | 29     | -          | -      | -             | -      | -                   | -      | -   | -      | -   | -      | 30     | 29     |
| Interest income on inter corporate loan                                     | -               | -      | 56         | 195    | -             | -      | -                   | 85     | -   | -      | -   | -      | 56     | 280    |
| Share of revenue received on joint sale                                     | 105             | 53     | -          | -      | -             | -      | 93                  | 11     | -   | -      | -   | -      | 198    | 64     |
| Income under cost contribution arrangement                                  | 689             | 265    | -          | -      | -             | -      | 192                 | 179    | -   | -      | -   | -      | 881    | 444    |
| Share of Revenue Received on combo subscription                             | 78              | -      | -          | -      | -             | -      | -                   | -      | -   | -      | -   | -      | 78     | -      |
| Fees earned for use of properties   | 26              | -      | -          | -      | -             | -      | -                   | -      | -   | -      | -   | -      | 26     | -      |
| <b>EXPENSE</b>  |                 |        |            |        |               |        |                     |        |   |        |   |        |        |        |
| Printing / service charges paid   | 2,119           | 1,759  | -          | -      | -             | -      | -                   | -      | -   | -      | -   | -      | 2,119  | 1,759  |
| Share of revenue given on joint sales                                       | 43              | 68     | -          | -      | -             | -      | 22                  | 14     | -   | -      | -   | -      | 65     | 82     |
| Advertisement expenses  | 252             | 17     | -          | -      | -             | -      | 90                  | 45     | -   | -      | -   | -      | 342    | 62     |
| Purchase of newspaper for circulation                                       | 176             | 182    | -          | -      | -             | -      | -                   | -      | -   | -      | -   | -      | 176    | 182    |
| Infrastructure support services (seats) taken                               | 28              | 56     | -          | -      | -             | -      | -                   | -      | -   | -      | -   | -      | 28     | 56     |
| Media marketing commission & collection charges paid                        | 12              | 91     | -          | -      | -             | -      | -                   | -      | -   | -      | -   | -      | 12     | 91     |
| Rent and maintenance charges  | 1,197           | 1,348  | -          | -      | -             | -      | -                   | -      | -   | -      | -   | -      | 1,197  | 1,348  |
| Remuneration paid to key managerial personnel                               | -               | -      | -          | -      | -             | -      | -                   | -      | 829   | 700    | -   | -      | 829    | 700    |
| Non executive director's sitting fee and commission                         | -               | -      | -          | -      | -             | -      | -                   | -      | 24  | 36     | -   | -      | 24     | 36     |
| Fee for newsprint procurement support services                              | -               | -      | -          | -      | -             | -      | -                   | 10     | -   | -      | -   | -      | -      | 10     |
| News content procurement fees   | -               | -      | -          | -      | -             | -      | 5,793               | 5,225  | -   | -      | -   | -      | 5,793  | 5,225  |
| Expense under cost contribution arrangement                                 | 5               | -      | -          | -      | -             | -      | 7                   | 6      | -   | -      | -   | -      | 12     | 6      |
| Payment of car lease  | -               | -      | -          | -      | -             | -      | -                   | -      | -   | -      | -   | 20     | 20     | 20     |
| Interest expense on inter corporate loan                                    | -               | -      | 1          | -      | -             | -      | -                   | -      | -   | -      | -   | -      | 1      | -      |
| <b>OTHERS</b>   |                 |        |            |        |               |        |                     |        |   |        |   |        |        |        |

# Notes to standalone financial statements

for the year ended March 31, 2023

**Note 34A Transactions during the year with related parties (refer note A)**

| Particulars   | Holding Company |        | Subsidiary |        | Joint Venture |        | Fellow Subsidiaries |        | Key Managerial Personnel (KMP) (refer note B) |        | Relatives of Key Management Personnel (KMP's) |        | Total  |        |
|---|-----------------|--------|------------|--------|---------------|--------|---------------------|--------|---|--------|---|--------|--------|--------|
|   | Mar-23          | Mar-22 | Mar-23     | Mar-22 | Mar-23        | Mar-22 | Mar-23              | Mar-22 | Mar-23  | Mar-22 | Mar-23  | Mar-22 | Mar-23 | Mar-22 |
| Reimbursement of expenses incurred on behalf of the company by parties            | 233             | 96     | -          | -      | -             | 22     | 135                 | 19     | -   | -      | -   | -      | 368    | 137    |
| Reimbursement of expenses incurred on behalf of the parties by company            | 17              | 10     | -          | -      | -             | -      | -                   | 23     | -   | -      | -   | -      | 17     | 33     |
| Inter corporate deposit given by the company                                      | -               | -      | 25         | 155    | -             | -      | -                   | -      | -   | -      | -   | -      | 25     | 155    |
| Inter corporate deposit refunded back to the company                              | -               | -      | 1,651      | 299    | -             | -      | -                   | 3,005  | -   | -      | -   | -      | 1,651  | 3,304  |
| Purchase of property, plant and equipment by company                              | 9               | -      | -          | -      | -             | -      | -                   | -      | -   | -      | -   | -      | 9      | -      |
| Material given on loan and subsequently received back                             | 148             | 142    | -          | -      | -             | -      | -                   | -      | -   | -      | -   | -      | 148    | 142    |
| Security deposit paid   | -               | 12     | -          | -      | -             | -      | -                   | -      | -   | -      | -   | -      | -      | 12     |
| Security Deposit Received and subsequently refunded back against Material on loan | 157             | 150    | -          | -      | -             | -      | -                   | -      | -   | -      | -   | -      | 157    | 150    |
| Security Deposit Received - Refunded Back   | -               | 180    | -          | -      | -             | -      | -                   | -      | -   | -      | -   | -      | -      | 180    |
| Investment made in shares/capital contribution                                    | -               | -      | -          | -      | 225           | 175    | -                   | -      | -   | -      | -   | -      | 225    | 175    |
| Security deposit given  | 144             | -      | -          | -      | -             | -      | -                   | -      | -   | -      | -   | -      | 144    | -      |
| Security Deposit Received (net)   | 91              | -      | -          | -      | -             | -      | -                   | -      | -   | -      | -   | -      | 91     | -      |
| Inter corporate deposit taken by the company                                      | -               | -      | 330        | -      | -             | -      | -                   | -      | -   | -      | -   | -      | 330    | -      |
| <b>BALANCE OUTSTANDING</b>  |                 |        |            |        |               |        |                     |        |   |        |   |        |        |        |
| Investment in shares/ investment in form of capital contribution                  | -               | -      | 1,605      | 1,605  | 1,000         | 775    | -                   | -      | -   | -      | -   | -      | 2,605  | 2,380  |
| Trade and other receivables   | 1,362           | 788    | -          | -      | -             | -      | 44                  | 5      | -   | -      | -   | -      | 1,406  | 793    |
| Trade and other payables  | 441             | 326    | -          | -      | -             | 10     | 1,020               | 709    | -   | 4      | 2   | -      | 1,463  | 1,051  |
| Inter Corporate Deposit given & Interest accrued on it                            | -               | -      | -          | 1,640  | -             | -      | -                   | -      | -   | -      | -   | -      | -      | 1,640  |
| Inter Corporate Deposit taken & Interest accrued on it                            | -               | -      | 331        | -      | -             | -      | -                   | -      | -   | -      | -   | -      | 331    | -      |
| Security deposits paid by the company (undiscounted value)                        | 1,092           | 1,506  | -          | -      | -             | -      | -                   | -      | -   | -      | -   | -      | 1,092  | 1,506  |
| Security deposits received by the company   | -               | 467    | -          | -      | -             | -      | -                   | -      | -   | -      | -   | -      | -      | 467    |

\* INR less than 50,000/- has been rounded off to Nil.

Note A - The transactions above do not include gst, service tax, vat etc.

Note B - 'Key Management Personnel and Relatives of Promoters who are under the employment of the Company are entitled to post-employment benefits and other long term employee benefits recognised as per Ind-AS 19 - 'Employee Benefits' in the financial statements. As these employee benefits are lump sum amounts provided on the basis of actuarial valuation, the same is not included above. Accordingly, the above mentioned payment is in the nature of short term employee benefits.

## Notes to standalone financial statements

for the year ended March 31, 2023

### Note 35 : Segment information

As per Ind AS 108 - Operating Segments, the Company has two reportable Operating Segments viz. Printing & Publishing of Newspaper & Periodicals and Digital. During the year ended March 31, 2023, 'Over-the-top (OTT) Play' business has been presented as 'Digital Segment'. The financial information for these reportable segments along-with restatement of comparative period has been provided in Consolidated Financial statements as per Ind-AS 108 - Operating Segments.

The Chief Operating Decision Maker (CODM) of the Company monitors the operating results of the above-mentioned business unit for the purpose of making decisions about resource allocation and performance assessment. Segment performance is evaluated based on profit or loss and is measured consistently with profit or loss in the consolidated financial statements. Also, the Company's financing (including finance costs and finance income) and income taxes are managed on a Company basis and are not allocated to operating segments.

Geographical revenue is allocated based on the location of the customers. The Company sells its products mostly within India with insignificant export income and does not have any operations in economic environments with different risks and returns and hence, it has been considered as to be operating in a single geographical location.

Information about major customers:

No single customer represents 10% or more of the Company's total revenue during the year ended March 31, 2023 and March 31, 2022.

### Note 36 : Hedging activities and derivatives

#### Derivatives not designated as hedging instruments

The Company uses foreign exchange forward contracts, call spread option, Seagull option, interest rate swaps (floating to fixed) to manage its foreign currency and interest rate risk exposures. These contracts are not designated as cash flow hedges other than ECB Loan. These contracts are not designated as cash flow hedges and are entered into for periods consistent with underlying transactions exposure.

#### Derivatives designated as hedging instruments

The Company has taken USD 100 Lakhs ECB Loan with floating rate of interest. The Company has taken Call Spread option to mitigate foreign currency risk in relation to repayment of principal amount of USD 100 Lakhs and Interest Rate Swap (Floating to Fixed) to mitigate interest rate risk. The Company designates (Cash Flow Hedge):

- Intrinsic Value of Call Spread option to hedge foreign currency risk for repayment of Principal Amount in relation to ECB Loan availed in USD.
- Interest Rate Swap (Floating to Fixed) to hedge interest rate risk in respect of Floating rate of interest in relation to ECB Loan.

### For year ended 31 March 2023

#### Disclosure of effects of hedge accounting on financial position:

| Type of hedge and risks      | Nominal value (Notional amount being used to calculate payments made on hedge instrument ) | Carrying amount of hedging instrument |                          | Line item in balance sheet that includes hedging instrument | Maturity                   | Hedge ratio | Average strike rate of hedging instrument |
|------------------------------|--|---------------------------------------|--------------------------|---|----------------------------|-------------|---|
|                              |  | Assets in INR Lakhs                   | Liabilities in INR Lakhs |   |                            |             |   |
| <b>Cash flow hedge</b>       |  |                                       |                          |   |                            |             |   |
| <b>Foreign exchange risk</b> |  |                                       |                          |   |                            |             |   |
| Foreign currency options     | USD 100 Lakhs (O/s USD 12.5 Lakhs)   | 124                                   | -                        | Financial Asset at FVOCI                                    | 31 May 2018 to 31 May 2023 | 1:1         | 74.81                                     |
|                              |  |                                       |                          |   |                            |             | <b>Fixed Interest rate</b>                |
| <b>Interest rate risk</b>    |  |                                       |                          |   |                            |             |   |
| Interest rate swap           | USD 100 Lakhs (O/s USD 12.5 Lakhs)   | 5                                     | -                        | Financial Asset at FVOCI                                    | 31 May 2018 to 31 May 2023 | 1:1         | 3.66%                                     |

# Notes to standalone financial statements

for the year ended March 31, 2023

| Type of hedge and risks      | Changes in fair value of hedging instrument recognised in OCI | Hedge ineffectiveness recognised in profit or (loss) | Line item in statement of profit and loss that includes hedge ineffectiveness | Amount reclassified from cash flow hedging reserve to profit or loss | Line item affected in statement of profit and loss because of the reclassification | Cost of Hedging recognised in OCI | Amount reclassified from cost of hedging reserve to profit or loss | (INR Lakhs)   |
|------------------------------|---|--|---|--|--|-----------------------------------|--|---------------|
| <b>Cash flow hedge</b>       |   |  |   |  |  |                                   |  |               |
| <b>Foreign exchange risk</b> |   |  |   |  |  |                                   |  |               |
| Foreign currency options     | 189   | 60   | Foreign Exchange Loss   | (189)  | Foreign Exchange Loss  | 3                                 | (46)   | Interest Cost |
| <b>Interest rate risk</b>    |   |  |   |  |  |                                   |  |               |
| Interest rate swap           | (37)  |  |   |  |  |                                   |  |               |

## For year ended 31 March 2022

### Disclosure of effects of hedge accounting on financial position:

| Type of hedge and risks      | Nominal value (Notional amount being used to calculate payments made on hedge instrument) | Carrying amount of profit Assets in INR Lakhs | Carrying amount of hedging instrument Liabilities in INR Lakhs | Line item in balance sheet that includes hedging instrument | Maturity                   | Hedge ratio | Average strike rate of hedging instrument |
|------------------------------|---|---|--|---|----------------------------|-------------|---|
| <b>Cash flow hedge</b>       |   |   |  |   |                            |             |   |
| <b>Foreign exchange risk</b> |   |   |  |   |                            |             |   |
| Foreign currency options     | USD 100 Lakhs (O/s USD 375 Lakhs)   | 313   | -  | Financial Asset at FVOCI (refer note 6D)                    | 31 May 2018 to 31 May 2023 | 1:1         | 71.62<br>Fixed Interest rate              |
| <b>Interest rate risk</b>    |   |   |  |   |                            |             |   |
| Interest rate swap           | USD 100 Lakhs (O/s USD 375 Lakhs)   | -   | 32   | Financial Liability at FVTPL (refer note 15C)               | 31 May 2018 to 31 May 2023 | 1:1         | 3.66%                                     |

| Type of hedge and risks      | Changes in fair value of hedging instrument recognised in OCI | Hedge ineffectiveness recognised in profit or (loss) | Line item in statement of profit and loss that includes hedge ineffectiveness | Amount reclassified from cash flow hedging reserve to profit or loss | Line item affected in statement of profit and loss because of the reclassification | Cost of Hedging recognised in OCI | Amount reclassified from cost of hedging reserve to profit or loss | (INR Lakhs)   |
|------------------------------|---|--|---|--|--|-----------------------------------|--|---------------|
| <b>Cash flow hedge</b>       |   |  |   |  |  |                                   |  |               |
| <b>Foreign exchange risk</b> |   |  |   |  |  |                                   |  |               |
| Foreign currency options     | (39)  | (2)  | Foreign Exchange Loss   | (39)   | Foreign Exchange Loss  | 99                                | 88   | Interest Cost |
| <b>Interest rate risk</b>    |   |  |   |  |  |                                   |  |               |
| Interest rate swap           | 130   |  |   |  |  |                                   |  |               |

## Notes to standalone financial statements

for the year ended March 31, 2023

### Movements in cash flow hedging reserve :

| Risk category   |                          |                     | (INR Lakhs) |
|---|--------------------------|---------------------|-------------|
|   | Foreign currency risk    | Interest rate risk  | Total       |
| Derivative instruments                                      | Foreign currency options | Interest rate swaps |             |
| <b>Cash flow hedging reserve</b>                            |                          |                     |             |
| <b>As at April 1, 2021 (after tax)</b>                      | -                        | (105)               | (105)       |
| Add: Changes in intrinsic value of foreign currency options | (39)                     | -                   | (39)        |
| Add: Changes in fair value of interest rate swaps           | -                        | 130                 | 130         |
| Less: Amounts reclassified to profit or loss                | 39                       | -                   | 39          |
| <b>As at March 31, 2022 (before tax)</b>                    | -                        | 25                  | 25          |
| Less: Deferred tax relating to FY 21-22                     | -                        | 33                  | 33          |
| <b>As at March 31, 2022 (after tax)</b>                     | -                        | (8)                 | (8)         |
| Add: Changes in intrinsic value of foreign currency options | (189)                    | -                   | (189)       |
| Add: Changes in fair value of interest rate swaps           | -                        | 37                  | 37          |
| Less: Amounts reclassified to profit or loss                | 189                      | -                   | 189         |
| <b>As at March 31, 2023 (before tax)</b>                    | -                        | <b>29</b>           | <b>29</b>   |
| Less: Deferred tax relating to FY 22-23                     | -                        | 9                   | 9           |
| <b>As at March 31, 2023 (after tax)</b>                     | -                        | <b>20</b>           | <b>20</b>   |

### Movements in costs of hedging reserve :

|  | (INR Lakhs)                                       |
|--|---|
|  | Foreign currency risk<br>Foreign currency options |
| <b>Costs of hedging reserve</b>  |   |
| <b>As at April 1, 2021 (after tax)</b>   | (24)  |
| Add: Deferred costs of hedging-transaction related- Deferred time value of foreign currency option contracts | (99)  |
| Add: Amount reclassified from cost of hedging reserve to profit or loss                                      | 88  |
| <b>As at March 31, 2022 (before tax)</b>   | (35)  |
| Less: Deferred tax relating to FY 21-22  | (3)   |
| <b>As at March 31, 2022 (after tax)</b>  | (32)  |
| Add: Deferred costs of hedging-transaction related- Deferred time value of foreign currency option contracts | (3)   |
| Add: Amount reclassified from cost of hedging reserve to profit or loss                                      | 46  |
| <b>As at March 31, 2023 (before tax)</b>   | <b>11</b>   |
| Less: Deferred tax relating to FY 22-23  | 11  |
| <b>As at March 31, 2023 (after tax)</b>  | <b>-</b>  |

### Hedge Effectiveness

Hedge effectiveness is determined at the inception of the hedge relationship, and through periodic prospective effectiveness assessments to ensure that an economic relationship exists between the hedged item and hedging instrument.

The Company enters into hedge relationships where the critical terms of the hedging instrument match exactly with the terms of the hedged item. The Company performs a qualitative assessment of effectiveness. As all critical terms matched during the year, the economic relationship was effective.

# Notes to standalone financial statements

for the year ended March 31, 2023

## Note 37 : Fair values

Set out below, is a comparison by class of the carrying amounts and fair value of the Company's financial instruments:

| Particulars   | Carrying value |                | Fair value     |                | (INR Lakhs)<br>Fair Value measurement hierarchy level |
|---|----------------|----------------|----------------|----------------|---|
|   | March 31, 2023 | March 31, 2022 | March 31, 2023 | March 31, 2022 |   |
| <b>Financial assets measured at Amortised Cost</b>                                |                |                |                |                |   |
| Loans (refer note 6C)   | -              | 1,626          | -              | 1,626          | Level 2   |
| Security deposit (refer note 6D)  | 1,101          | 1,866          | 1,101          | 1,866          | Level 2   |
| Margin money (held as security in form of fixed deposit) [refer note 6D]          | 24             | 22             | 24             | 22             | Level 2   |
| <b>Financial assets measured at fair value through other comprehensive income</b> |                |                |                |                |   |
| Forex derivative contract (designated as hedge) (refer note 6D)                   | 124            | 313            | 124            | 313            | Level 2   |
| Interest rate swap derivative contract (designated as hedge) (refer note 6D)      | 5              | -              | 5              | -              | Level 2   |
| Investment in equity instruments and warrants-Unquoted (refer note 6B)            | 10,466         | 7,504          | 10,466         | 7,504          | Level 3   |
| Investment in equity instruments and warrants-Unquoted (refer note 6B)            | -              | 8,152          | -              | 8,152          | Level 2   |
| <b>Financial assets measured at fair value through profit and loss</b>            |                |                |                |                |   |
| Investment in equity instruments and warrants-Unquoted (refer note 6B)            | 1,372          | 1,821          | 1,372          | 1,821          | Level 3   |
| Investment in equity instruments and warrants-Unquoted (refer note 6B)            | 140            | -              | 140            | -              | Level 2   |
| Investment in preference securities- Unquoted (refer note 6B)                     | 9,997          | 3,863          | 9,997          | 3,863          | Level 3   |
| Investment in preference securities- Unquoted (refer note 6B)                     | 566            | 910            | 566            | 910            | Level 2   |
| Investment in debt instruments-Unquoted (refer note 6B)                           | -              | 232            | -              | 232            | Level 3   |
| Investment in debt instruments-Unquoted (refer note 6B)                           | 96             | -              | 96             | -              | Level 2   |

## Notes to standalone financial statements

for the year ended March 31, 2023

| Particulars   | Carrying value |                | Fair value     |                | (INR Lakhs)<br>Fair Value measurement hierarchy level |
|---|----------------|----------------|----------------|----------------|---|
|   | March 31, 2023 | March 31, 2022 | March 31, 2023 | March 31, 2022 |   |
| Investment in mutual funds- Quoted (refer note 6B)                                    | 1,02,731       | 1,24,462       | 1,02,731       | 1,24,462       | Level 1   |
| Investment in Market Linked Debentures and Perpetual Bonds- Quoted (refer note 6B)    | 16,580         | 4,453          | 16,580         | 4,453          | Level 1   |
| <b>Financial Liabilities measured at Amortised Cost</b>                               |                |                |                |                |   |
| ECB Loan from Bank including current maturity of long term borrowing (refer note 15A) | 1,027          | 2,842          | 1,027          | 2,842          | Level 2   |
| Liability-Premium Call Option including current portion (refer note 15C)              | 6              | 53             | 6              | 53             | Level 2   |
| <b>Financial Liabilities measured at fair value through profit and loss</b>           |                |                |                |                |   |
| Derivatives not designated as hedges (refer note 15C)                                 | 20             | -              | 20             | -              | Level 2   |
| Derivative liability-Interest rate swap contract (refer note 15C)                     | -              | 32             | -              | 32             | Level 2   |

The management assessed that fair value of trade receivables, cash and cash equivalents, loans, other bank balances, other current non- derivative financial assets, short- term borrowings, trade payables, lease liabilities and other current non- derivative financial liabilities approximate their carrying amounts largely due to the short-term maturities of these instruments. The fair value of the financial assets and liabilities is included at the amount at which the instrument could be exchanged in a current transaction between willing parties, other than in a forced or liquidation sale. The following methods and assumptions were used to estimate the fair values:

- The fair values of Long term interest-bearing borrowings are determined by using Discounted Cash Flow(DCF) method using discount rate that reflects the issuer's borrowing rate as at the end of the reporting period. The own non performance risk was assessed to be insignificant.

- The fair values of the investment in unquoted equity/preference/debt instruments have been estimated using a Discounted Cash Flow (DCF) model and/or comparable investment price such as last round of funding made in the investee Company. The valuation requires management to make certain assumptions about the model inputs, including forecast cash flows, discount rate, credit risk and volatility. The probabilities of the various estimates within the range can be reasonably assessed and are used in management's estimate of fair value for these unquoted investments.

- The Company has investment in quoted mutual funds being valued at Net Asset value.

- Investments in quoted market linked debentures/ Perpetual Bonds being valued being valued basis fair valuation available in market/ public domain.

- Fixed bank deposits with more than 12 months maturity have been derived basis the interest accrued on fixed deposits upto the balance sheet date.

- The Company invests in quoted equity shares valued at closing price of stock on recognized stock exchange.

# Notes to standalone financial statements

for the year ended March 31, 2023

- The Company enters into derivative financial instruments such as foreign exchange forward contracts, call option spreads, interest rate swaps etc. being valued using valuation techniques, which employs the use of market observable inputs. The company uses Mark to Market valuation provided by Bank for valuation of these derivative contracts.

- The loans given/security deposits paid are evaluated by the company based on parameters such as interest rate, risk factors, risk characteristics and individual credit-worthiness of the counterparty. Based on this evaluation, allowances are taken into account for the expected losses.

The significant unobservable inputs used in the fair value measurement categorised within Level 3 of the fair value hierarchy together with a quantitative sensitivity analysis as at March 31, 2023 and March 31, 2022 are as shown below:

## Description of significant unobservable inputs to valuation as at March 31, 2023:

| Particulars   | Valuation technique  | Significant unobservable inputs             | Range (weighted average) | Increase to fair value (INR lakhs) | Decrease to fair value (INR Lakhs) |
|---|----------------------|---|--------------------------|------------------------------------|------------------------------------|
| Investment in equity/ convertible instruments at Level 3* | Option Pricing Model | EV/Revenue/ EBITDA Multiple (+/- 5%)        | 11x-42.84x               | 558                                | (558)                              |
|   |                      | Volatility (+/- 5%)                         | 30-59.8%                 | (106)                              | 100                                |
|   |                      | Terminal growth rate (+/- 1%)               | 4-5%                     | 205                                | (172)                              |
|   |                      | Discount for lack of marketability (+/- 5%) | 4.6-28.8%                | (326)                              | 325                                |
|   |                      | Weighted average cost of capital (+/- 1%)   | 15-33%                   | (239)                              | 287                                |

\*The sensitivity analysis disclosures in relation to certain equity instruments and preference shares investments classified at FVTPL is not been disclosed since the management believes that there is no movement in the fair value on the reporting date.

## Description of significant unobservable inputs to valuation as at March 31, 2022:

| Particulars   | Valuation technique  | Significant unobservable inputs             | Range (weighted average) | Increase to fair value (INR lakhs) | Decrease to fair value (INR Lakhs) |
|---|----------------------|---|--------------------------|------------------------------------|------------------------------------|
| Investment in equity/ convertible instruments at Level 3* | Option Pricing Model | EV/Revenue/ EBITDA Multiple (+/- 5%)        | 1.44x-13.74x             | 417                                | (415)                              |
|   |                      | Volatility (+/- 5%)                         | 21-55%                   | (105)                              | 60                                 |
|   |                      | Terminal growth rate (+/- 1%)               | 2-4%                     | 75                                 | (68)                               |
|   |                      | Discount for lack of marketability (+/- 5%) | 3.6-26.7%                | (841)                              | 794                                |
|   |                      | Weighted average cost of capital (+/- 1%)   | 16-50%                   | (129)                              | 144                                |

\*The sensitivity analysis disclosures in relation to certain equity instruments and preference shares investments classified at FVTPL is not been disclosed since the management believes that there is no movement in the fair value on the reporting date.



## Notes to standalone financial statements

for the year ended March 31, 2023

| Reconciliation of fair value measurement of investments (Level III) : |  | (INR Lakhs)   |
|---|--|---------------|
| Particulars   |  | Total         |
| <b>As at April 1, 2021</b>  |  | <b>13,706</b> |
| Purchases   |  | 10,375        |
| Sale  |  | (585)         |
| Impact of fair value movement (FVTPL)                                 |  | (3,618)       |
| Impact of fair value movement (FVTOCI)                                |  | (5,859)       |
| Transfers from Level 3 to Level 2                                     |  | (599)         |
| <b>As at March 31, 2022</b>   |  | <b>13,420</b> |
| Purchases   |  | 9,122         |
| Sale  |  | -             |
| Impact of fair value movement (FVTPL)                                 |  | (1,348)       |
| Impact of fair value movement (FVTOCI)                                |  | (7,845)       |
| Transfers from Level 3 to Level 2                                     |  | (577)         |
| Transfers from Level 2 to Level 3                                     |  | 9,062         |
| <b>As at March 31, 2023</b>   |  | <b>21,834</b> |

### Note 38: Financial risk management objectives and policies

The company's principal financial liabilities, other than derivatives, comprise loans and borrowings and trade & other payables. The main purpose of these financial liabilities is to finance the company's operations and to support its operations. The company's principal financial assets, other than derivatives comprise investments, loans given, trade and other receivables and cash and cash equivalents that derive directly from its operations. The company also enters into foreign exchange derivative transactions.

The company is exposed to market risk, credit risk and liquidity risk. The company's senior management oversees the mitigation of these risks. The company's financial risk activities are governed by appropriate policies and procedures and that financial risks are identified, measured and managed in accordance with the company's policies and risk objectives. All derivative activities for risk management purposes are carried out by specialist teams that have the appropriate skills, experience and supervision. It is the company's policy that no trading in foreign exchange derivatives for speculative purposes will be undertaken. The policies for managing each of these risks, which are summarised below:-

#### 1) Market risk

Market risk is the risk that the fair value of future cash flows of a financial instrument will fluctuate because of changes in market prices. Market risk comprises three types of risk: interest rate risk, currency risk and equity price risk. Financial instruments affected by market risk include loans and borrowings, deposits and derivative financial instruments.

The sensitivity analysis in the following sections relate to the position as at March 31, 2023 and March 31, 2022.

The analysis exclude the impact of movements in market variables on: the carrying values of gratuity and other post-employment obligations and provisions.

The sensitivity of the relevant profit and loss item is the effect of the assumed changes in respective market risks. This is based on the financial assets and financial liabilities held at March 31, 2023 and March 31, 2022.

#### (i) Interest rate risk

Interest rate risk is the risk that the fair value or future cash flows of a financial instrument will fluctuate because of changes in market interest rates. The companies exposure to the risk of changes in market interest rates relates primarily to the long-term ECB Borrowings with floating interest rates.

The Company manages interest rate risk by taking interest rate swap (floating to fixed). Refer note 36 for details.

# Notes to standalone financial statements

for the year ended March 31, 2023

The Sensitivity Analysis for impact on OCI in relation to interest rate swap for year ended 31 March 2023 and 2022 :

| Particulars        | MTM Valuation |      | Impact on OCI (INR Lakhs) |     |                |      |
|--------------------|---------------|------|---------------------------|-----|----------------|------|
|                    |               |      | March 31, 2023            |     | March 31, 2022 |      |
| Interest rate swap | 10%           | -10% | 4                         | (4) | 13             | (13) |

## (ii) Foreign currency risk

Foreign currency risk is the risk that the fair value or future cash flows of an exposure will fluctuate because of changes in foreign exchange rates. The company's exposure to the risk of changes in foreign exchange rates relates primarily to the company's operating activities (when revenue or expense is denominated in a foreign currency), investments & borrowing in foreign currency etc.

The company manages its foreign currency risk by hedging foreign currency transactions with forward covers and option/swap contracts, if required. These transactions generally relate to purchase of imported newsprint & borrowings in foreign currency.

When a derivative is entered into for the purpose of being a hedge, the company negotiates the terms of those derivatives to match the terms of the underlying exposure.

### Foreign currency sensitivity- Unhedged Foreign Currency Exposure

The following tables demonstrate the sensitivity to a reasonably possible change in exchange rates, with all other variables held constant. The impact on the company's profit before tax is due to changes in the fair value of monetary assets and liabilities.

| Particulars               | Outstanding Balances<br>(Foreign Currency<br>lakhs) |                   | Change in Foreign<br>Currency rate |                   | Effect on profit before<br>tax (INR Lakhs) |                   |
|---------------------------|---|-------------------|------------------------------------|-------------------|--|-------------------|
|                           | March 31,<br>2023                                   | March 31,<br>2022 | March 31,<br>2023                  | March 31,<br>2022 | March 31,<br>2023                          | March 31,<br>2022 |
| <b>Change in USD rate</b> |   |                   |                                    |                   |  |                   |
| Trade Payables*           | 6   | -                 | + / (-) 1%                         | + / (-) 1%        | 5  | -                 |
| Buyer's credit            | 2   | 1                 | + / (-) 1%                         | + / (-) 1%        | 1  | 1                 |
| Interest Payable *        | -   | -                 | + / (-) 1%                         | + / (-) 1%        | -  | -                 |
| Trade Receivables*        | -   | -                 | + / (-) 1%                         | + / (-) 1%        | -  | -                 |
| <b>Change in GBP rate</b> |   |                   |                                    |                   |  |                   |
| Investments               | 1   | 6                 | + / (-) 1%                         | + / (-) 1%        | 1  | 6                 |
| <b>Change in JPY rate</b> |   |                   |                                    |                   |  |                   |
| Trade Receivables*        | -   | -                 | + / (-) 1%                         | + / (-) 1%        | -  | -                 |

\* INR less than 50,000/- has been rounded off to Nil.

## (iii) Equity/Preference price risk

The company's listed and non-listed equity/preference securities are susceptible to market price risk arising from uncertainties about future values of the investment securities. The Company manages the equity/preference price risk through diversification and by placing limits on individual and total equity/preference instruments. Reports on the equity/preference portfolio are submitted to the company's senior management on a regular basis. The company's Investment Committee approves all equity/preference investment decisions.

## 2) Credit risk

Credit risk is the risk that counterparty will not meet its obligations under a financial instrument or customer contract, leading to a financial loss. The company is exposed to credit risk from its operating activities (primarily trade receivables) and from its financing activities, including deposits with banks and financial institutions, foreign exchange transactions and other financial instruments.

## Notes to standalone financial statements

for the year ended March 31, 2023

### Trade receivables and Other Financial Assets at amortised cost

An impairment analysis is performed at each reporting date on an individual basis for major clients. The maximum exposure to credit risk at the reporting date is the carrying value of each class of financial assets disclosed in Note 10A and 6D. The Company does not hold collateral as security other than secured trade receivables (refer Note 10A)

The Company evaluates the concentration of risk with respect to trade receivables and contract assets as low, as its customers are located in several jurisdictions and industries and operate in largely independent markets.

### Financial instruments and cash deposits

Credit risk from balances with banks and financial institutions is managed by the Company's treasury department in accordance with the company's policy. Investments of surplus funds are made as per guidelines and within limits approved by Board of Directors. Board of Directors/ Management reviews and update guidelines, time to time as per requirement. The guidelines are set to minimize the concentration of risks and therefore mitigate financial loss through counterparty's potential failure to make payments.

### Liquidity risk

The Company monitors its risk of a shortage of funds using a liquidity mechanism.

The Company's objective is to maintain a balance between continuity of funding and flexibility through the use of Bank loans & liquid MF Investments.

100% of the Company's borrowings will mature in less than one year at March 31, 2023 (March 31, 2022: 92%) based on the carrying value of borrowings reflected in the financial statements.

The Company assessed the concentration of risk with respect to refinancing its debt and concluded it to be low. The Company has access to a sufficient variety of sources of funding i.e. investments / Bank limits for Borrowing/ cash accrual from Operation and debt maturing within 12 months can be paid/ rolled over with existing lenders.

The Company has positive working capital position and positive Net Assets position as on 31 March, 2023. Accordingly, no liquidity risk is perceived. The Company has available undrawn borrowing facilities of INR 50,615 lakhs as at 31 March, 2023 (March 31, 2022: INR 39,707 lakhs).

The table below summarizes the maturity profile of the Company's financial liabilities:

|  | (INR Lakhs)     |                   |        |
|--|-----------------|-------------------|--------|
|  | Together 1 year | More than 1 years | Total  |
| <b>As at March 31, 2023</b>                  |                 |                   |        |
| Borrowings (refer note 15A)                  | 6,027           | -                 | 6,027  |
| Lease liabilities (refer note 15D)           | 618             | 4,343             | 4,961  |
| Trade and other payables (refer note 15B)    | 10,491          | -                 | 10,491 |
| Other financial liabilities (refer note 15C) | 44,806          | -                 | 44,806 |
| <b>As at March 31, 2022</b>                  |                 |                   |        |
| Borrowings (refer note 15A)                  | 10,782          | 947               | 11,729 |
| Lease liabilities (refer note 15D)           | 86              | 186               | 272    |
| Trade and other payables (refer note 15B)    | 7,970           | -                 | 7,970  |
| Other financial liabilities (refer note 15C) | 34,475          | 17                | 34,492 |

### Collateral

The Company has pledged part of its Investment in Mutual Funds in order to fulfill the collateral requirements for Borrowing. At March 31, 2023 and March 31, 2022, the invested values of the Investment in Mutual Funds pledged were INR 17,126 Lakhs Fair value [Original cost: INR 15,853 Lakhs] and INR 11,057 Lakhs Fair value [Original cost: INR 9,281 Lakhs] respectively. The counterparties have an obligation to return the securities to the company and the company has an obligation to repay the borrowing to the counterparties

# Notes to standalone financial statements

for the year ended March 31, 2023

upon maturity/ Due Date / mutual agreement. There are no other significant terms and conditions associated with the use of collateral securities except pledge given against outstanding Bank facilities (details are provided in borrowing note, refer note 15 A).

## Note 39: Standards issued but not yet effective

On March 31, 2023, the Ministry of Corporate Affairs (MCA) issued certain amendments and annual improvements to Ind AS. These amendments are applicable for accounting periods beginning on or after April 01, 2023.

### Amendment to Ind AS 12 and Ind AS 101

Now the Initial Recognition Exemption (IRE) does not apply to transactions that give rise to equal and offsetting temporary differences. Narrowed the scope of IRE (with regard to leases and decommissioning obligations). Accordingly, companies will need to recognise a deferred tax asset and a deferred tax liability for temporary differences arising on transactions such as initial recognition of a lease and a decommissioning provision.

The amendments apply to transactions that occur on or after the beginning of the earliest comparative period presented.

The application of this amendment is not expected to have a material impact on the Company's financial statements.

### Amendment to Ind AS 1 and Ind AS 34 and Ind AS 107

Companies should now disclose material accounting policies rather than their significant accounting policies.

The application of this amendment is not expected to have a material impact on the Company's financial statements.

### Amendment to Ind AS 8

Definition of 'change in account estimate' has been replaced by revised definition of 'accounting estimate'. As per revised definition, accounting estimates are monetary amounts in the financial statements that are subject to measurement uncertainty.

The application of this amendment is not expected to have a material impact on the Company's financial statements.

### Following amendments are clarificatory in nature-

#### Amendment to Ind AS 109

In Indian Accounting Standard (Ind AS) 109, in Appendix B, in paragraph B4.3.12, for item (b), the following item shall be substituted, namely:-

(b) "a combination of entities or businesses under common control as described in Appendix C of Ind AS 103; or";

The application of this amendment is not expected to have a material impact on the Company's financial statements.

#### Amendment to Ind AS 115

In Indian Accounting Standard (Ind AS) 115, in Appendix 1,-

(i) in paragraph 2, for the words and figure "paragraph of 15", the word and figure "paragraph 51" shall be substituted;

(ii) in paragraph 5, for the word and letter "Appendix D" the word and letter "Appendix B" shall be substituted.;

The application of this amendment is not expected to have a material impact on the Company's financial statements.

#### Amendment to Ind AS 103

In Indian Accounting Standard (Ind AS) 103, in Appendix C, in paragraph 13, for item (b), the following item shall be substituted, namely:-  
"(b) the date on which the transferee obtains control of the transferor;";

The application of this amendment is not expected to have a material impact on the Company's financial statements.

#### Amendment to Ind AS 102

In Indian Accounting Standard (Ind AS) 102, the footnote starting with the words "For example, in case" and ending with the words "not exercised", appearing on the heading before paragraph 24 'If the fair value of the equity instruments cannot be estimated reliably' shall be deleted and the same shall be added at the end of paragraph 23 at the words "equity to another".  
The application of this amendment is not expected to have a material impact on the Company's financial statements.

## Notes to standalone financial statements

for the year ended March 31, 2023

**Note 40: Based on the information available with the Company, Details of dues to Micro and Small Enterprises as defined under the MSMED Act, 2006**

| Particulars   | (INR Lakhs)          |                      |
|---|----------------------|----------------------|
|   | As at March 31, 2023 | As at March 31, 2022 |
| Principal Amount  | 536                  | 622                  |
| Interest due thereon at the end of the accounting year  | -                    | -                    |
| The amount of interest paid by the buyer in terms of Section 16, of the MSMED Act, 2006 along with the amounts of the payment made to the supplier beyond the appointed day during each accounting year   | -                    | -                    |
| The amount of interest due and payable for the year for delay in making payment (which have been paid but beyond the appointed day during the year) but without adding the interest specified under MSMED Act, 2006.  | -                    | -                    |
| The amount of interest accrued and remaining unpaid at the end of the accounting year   | -                    | -                    |
| The amount of further interest remaining due and payable even in the succeeding years, until such date when the interest dues as above are actually paid to the small enterprise for the purpose of disallowance as a deductible expenditure under Section 23 of MSMED Act, 2006. | -                    | -                    |

### Note 41 : Details of CSR Expenditure

Pursuant to the applicability of CSR (Corporate Social Responsibility) provisions of the Companies Act, 2013 the Company has made the requisite expenditure towards CSR as per details below :

| Particulars   | (INR Lakhs)                       |                                   |
|---|-----------------------------------|-----------------------------------|
|   | For the year ended March 31, 2023 | For the year ended March 31, 2022 |
| (a) Gross amount required to be spent by the company during the year              | 50                                | 68                                |
| (b) Amount approved by the Board to be spent during the year                      | 50                                | 68                                |
| (c) Amount spent during the year on:  |                                   |                                   |
| (i) Construction / acquisition of any asset                                       | -                                 | -                                 |
| (ii) On purposes other than (i) above   | 50                                | 68                                |
| (d) Amount carried forward from previous year for setting off in the current year | 1                                 | 1                                 |
| (e) Excess amount spend during the year carried forward to subsequent year        | -                                 | -                                 |

(f) The company has spent excess amount and details of the same are as follows:-

| Financial Year | Opening Balance | Amount required to be spent during the year | Amount spent during the year | Balance not carried forward to next year | Balance carried forward to next year |
|----------------|-----------------|---|------------------------------|--|--------------------------------------|
| 2022-23        | 1               | 50  | 50                           | 1  | -                                    |
| 2021-22        | 1               | 68  | 68                           | -  | 1                                    |

(g) Details of amount spent during the year ended March 31, 2023:

| CSR Project or activity identified          | Amount spent/ contributed on the projects or programs (INR Lakhs) | Amount spent : Direct or through implementing agency |
|---|---|--|
| Healthy Hindustan - Preventive Health Camps | 47  | Direct contribution                                  |
| Plantation Drive                            | 3   | Direct contribution                                  |
| <b>Total</b>                                | <b>50</b>   |  |

# Notes to standalone financial statements

for the year ended March 31, 2023

(h) Details of amount spent during the year ended March 31, 2022:

| CSR Project or activity identified                         | Amount spent/<br>contributed on the<br>projects or programs<br>(INR Lakhs) | Amount spent :<br>Direct or through<br>implementing agency |
|--|--|--|
| Integrated and Transformational Village Development -Rural | 6  | Direct contribution  |
| Healthy Hindustan - Preventive Health Camps                | 56   | Direct contribution  |
| COVID-19   | 6  | Direct contribution  |
| <b>Total</b>   | <b>68</b>  |  |

**Note 42: Details of loans and advances to subsidiaries, associates and firm/companies in which directors are interested (as required by Regulation 34(3) of (Listing Obligations and Disclosure Requirements) Regulations, 2015)**

| Particulars   | (INR Lakhs)    |                |
|---|----------------|----------------|
|   | March 31, 2023 | March 31, 2022 |
| <b>Loans and advances to subsidiaries</b>                                     |                |                |
| <b>1) Next Radio Limited (Fellow subsidiary)</b>                              |                |                |
| - Maximum amount due at any time during the year (including accrued Interest) | -              | 3,316          |
| - Closing balance at the end of the year                                      | -              | -              |
| <b>2) HT Noida Company Limited (subsidiary)</b>                               |                |                |
| - Maximum amount due at any time during the year (including accrued Interest) | 1,640          | 1,942          |
| - Closing balance at the end of the year                                      | -              | 1,640          |

**Note 43: Leases**

**Leases as Lessee**

The Company has taken various residential, office and godown premises under lease arrangements.

i) The details of the right-of-use asset held by the Company is as follows:

| Particulars  | (INR Lakhs)       |                      |              |              |
|--|-------------------|----------------------|--------------|--------------|
|  | Leasehold<br>Land | Leasehold<br>Vehicle | Buildings    | Total        |
| <b>Balance at 1 April 2021</b>                                       | <b>3,425</b>      | <b>30</b>            | <b>1,143</b> | <b>4,598</b> |
| Additions to right-of-use assets                                     | -                 | -                    | 129          | 129          |
| Depreciation charge for the year                                     | (44)              | (17)                 | (798)        | (859)        |
| <b>Balance at 31 March 2022</b>                                      | <b>3,381</b>      | <b>13</b>            | <b>474</b>   | <b>3,868</b> |
| Addition due to Security Deposit Discounting adjustment              | -                 | -                    | 471          | 471          |
| Reclassification to non current assets held for sale (refer note 44) | (623)             | -                    | -            | (623)        |
| Additions to right-of-use assets                                     | -                 | -                    | 5,651        | 5,651        |
| Derecognition of right-of-use assets                                 | (74)              | -                    | -            | (74)         |
| Depreciation charge for the year                                     | (168)             | (13)                 | (976)        | (1,157)      |
| <b>Balance at 31 March 2023</b>                                      | <b>2,516</b>      | <b>-</b>             | <b>5,619</b> | <b>8,136</b> |

## Notes to standalone financial statements

for the year ended March 31, 2023

ii) Set out below are the carrying amounts of lease liabilities and the movements during the period:

| Particulars   | (INR Lakhs)    |                |
|---|----------------|----------------|
|   | March 31, 2023 | March 31, 2022 |
| Balance at 1 April                                  | 272            | 966            |
| Additions   | 5,651          | 129            |
| Accretion of interest                               | 261            | 39             |
| Pre payments (considered below for cashflow)        | (374)          | (259)          |
| Payments- principal (considered below for cashflow) | (588)          | (564)          |
| Payments- interest                                  | (261)          | (39)           |
| <b>Balance at 31 March</b>                          | <b>4,961</b>   | <b>272</b>     |
| <b>Current</b>                                      | <b>618</b>     | <b>86</b>      |
| <b>Non- Current</b>                                 | <b>4,343</b>   | <b>186</b>     |

The maturity analysis of lease liabilities are disclosed in Note 38.

iii) Amounts recognised in profit or loss:

| Particulars  | (INR Lakhs)    |                |
|--|----------------|----------------|
|  | March 31, 2023 | March 31, 2022 |
| Interest on lease liabilities                          | 261            | 39             |
| Depreciation expense of right-of-use assets            | 1,157          | 859            |
| Expenses relating to short-term leases (refer Note 26) | 578            | 530            |

iv) Amounts recognised in statement of cash flows:

| Particulars                   | (INR Lakhs)    |                |
|-------------------------------|----------------|----------------|
|                               | March 31, 2023 | March 31, 2022 |
| Total cash outflow for leases | (962)          | (823)          |

i) Operating lease

The Company has entered into operating leases on its Property, Plant and Equipment (Refer Note 3) and Investment Property (refer note 4).

Rental income recognised by the Company during 2022-23 is INR 669 Lakhs (Previous year INR 544 Lakhs) (refer note 20).

The following table sets out a maturity analysis of lease payments (under non cancellable operating leases), showing the undiscounted lease payments to be received after the reporting date-

| Particulars          | (INR Lakhs)    |                |
|----------------------|----------------|----------------|
|                      | March 31, 2023 | March 31, 2022 |
| Less than one year   | 31             | 7              |
| One to two years     | 24             | -              |
| Two to three years   | -              | -              |
| Three to four years  | -              | -              |
| Four to five years   | -              | -              |
| More than five years | -              | -              |
| <b>Total</b>         | <b>55</b>      | <b>7</b>       |

# Notes to standalone financial statements

for the year ended March 31, 2023

## Note 44 : Non-current assets held for sale

| Particulars  | (INR Lakhs)    |                |
|--|----------------|----------------|
|  | March 31, 2023 | March 31, 2022 |
| Land Freehold [Reclassification from Property, Plant and Equipment (refer note 3)]       | 68             | 68             |
| Buildings [Reclassification from Property, Plant and Equipment (refer note 3)]           | 185            | 725            |
| Leasehold Land [Reclassification from Right-of-use asset ] (refer note 43)               | 623            | 74             |
| Plant and Machinery [Reclassification from Property, Plant and Equipment (refer note 3)] | -              | 101            |
| Buildings [Reclassification from Investment Property (refer note 4)]                     | 499            | -              |
| <b>Total</b>   | <b>1,375</b>   | <b>968</b>     |

As at September 30, 2020, certain Land and Building was classified as “Non- current assets held for sale” due to outsourcing of printing work at certain units. During the year ended March 31, 2023, the company is able to dispose of substantial Land and Building and the Company remains committed to its plan to sell the balance. These assets are being measured at the lower of its carrying amount and fair value less costs to sell. Impairment of INR 6 Lakhs is recognized under the head “Loss on sale of property, plant and equipment (includes impairment of property, plant and equipment)”

As at January 31, 2022, certain Plant and Machinery pertaining to unit where printing work has been outsourced, has been classified as “Non- current assets held for sale”. During the year ended March 31, 2023, the company is able to dispose of identified Plant and Machinery and balance Plant and Machinery has been reclassified to Property Plant and Equipment on account of shifting to operational units. Reclassified portion is being measured at the lower of its carrying amount (adjusted for any depreciation that would have been recognised had the asset not been classified as held for sale) and recoverable amount. Impairment of INR 11 Lakhs is recognized under the head “Loss on sale of property, plant and equipment (includes impairment of property, plant and equipment)”

During the year ended March 31, 2023, certain Land and Building has been re-classified from “Investment Property” to “Non- current assets held for sale” being held for sale. Disposal is expected within one year of classification as held for sale. These assets are being measured at the lower of its carrying amount and fair value less costs to sell. No impairment has got triggered.

During the year ended March 31, 2023, certain Leasehold Land has been re-classified from “Right - of - use assets” to “Non- current assets held for sale” being held for sale. Disposal is expected within one year of classification as held for sale. These assets are being measured at the lower of its carrying amount and fair value less costs to sell. No impairment has got triggered.

“Non-current assets held for sale relating to property, plant and equipment” and “Non-current assets held for sale relating to Right-of-use asset” are being presented as part of “Printing and publishing of newspaper and periodicals segment” as part of Segment information in accordance with Ind AS 108 Operating Segments.

“Non-current assets held for sale relating to investment property” are being presented as part of “Unallocated segment” as part of Segment information in accordance with Ind AS 108 Operating Segments.

## Note 45 : Disclosure required under section 186(4) of the Companies Act, 2013

Included in loans and advances and loan to subsidiary the particulars of which are disclosed in below as required by Sec 186(4) of Companies Act 2013:

| Name of the Loanee                    | Rate of Interest           | Due Date                               | Secured/ Unsecured | Purpose of Loan                               | (INR Lakhs)    |                |
|---------------------------------------|----------------------------|--|--------------------|---|----------------|----------------|
|                                       |                            |  |                    |   | March 31, 2023 | March 31, 2022 |
| HT Noida Company Limited (subsidiary) | 10.5% p.a. payable monthly | 10 years from the date of disbursement | Unsecured          | To invest in a commercial real estate project | -              | 1,626          |



## Notes to standalone financial statements

for the year ended March 31, 2023

### Note 46 : Ratios

| Ratios  | March 31, 2023 | March 31, 2022 | % Variance | Reason for variance  |
|---|----------------|----------------|------------|--|
| Current ratio (in times)<br>(Current assets / Current liabilities)  | 1.24           | 1.92           | -35%       | Mainly due to decrease in current assets by 25% and increase in current liabilities by 15% in the current year as compared to the previous year.         |
| Debt-equity ratio (in times)<br>(Total Debt/ Total Equity)<br>Total Debt = Debt comprises of current borrowings (including current maturities of long term borrowings), non-current borrowings and interest accrued on borrowings.<br>Total Equity = Shareholders' Equity   | 0.04           | 0.07           | -45%       | Mainly due to decrease in debt by 49% in the current year as compared to the previous year.  |
| Debt service coverage ratio (in times)<br>(EBIT i.e. EBITDA - Depreciation and amortization expense)/ (Debt payable within one year + Interest on debt)   | (0.53)         | 0.52           | -202%      | Mainly due to decrease in EBIT by 165% and decrease in debt service by 37% in the current year as compared to the previous year.                         |
| Return on Equity Ratio (%)<br>(Profit after tax/Average shareholder's Equity)   | -3.09%         | 2.73%          | -213%      | Mainly due to decrease in PAT by 209% in the current year as compared to the previous year.  |
| Inventory turnover ratio (times)<br>(Cost of goods sold /average Inventory)<br>COGS = Cost of materials consumed + Changes in inventories of finished goods, work-in-progress and stock-in-trade  | 4.46           | 3.72           | 20%        | Mainly due to increase in Cost of goods sold by 29% in the current year as compared to the previous year.  |
| Trade receivables turnover ratio (in times)<br>(Revenue from operations /average trade receivables)   | 6.23           | 5.70           | 9%         |  |
| Trade payables turnover ratio (in times)<br>{Purchases and Other Expenses* / Average Trade payables}<br>*excluding provision for impairment of investment property, allowances for bad and doubtful receivables and advances , loss on sale and fair value loss.  | 6.58           | 5.75           | 14%        | Mainly due to increase in purchase and other expenses by 20% in the current year as compared to the previous year.                                       |
| Net capital turnover ratio (in times)<br>(Operating Revenue from operations/ Working Capital)   | 4.52           | 1.27           | 256%       | Mainly due to decrease in working capital by 70% in the current year as compared to the previous year.   |
| Net profit ratio (%)<br>{Net profit after tax / Total Income}   | -6.01%         | 5.82%          | -203%      | Mainly due to decrease in PAT by 209% in the current year as compared to the previous year.  |
| Return On Capital Employed (%)<br>(Earning before interest and taxes[EBIT] / Capital Employed)  | -2.67%         | 3.68%          | -173%      | Mainly due to decrease in EBIT by 165% and decrease in capital employed by 11% in the current year as compared to the previous year.                     |
| Return on investment (%)<br>(Income on Mutual Funds  Bonds   Fixed Deposit   FVTPL and FVTOCI of equity instruments and warrants, preference securities and debt instruments / Average balance of Mutual Funds  Bonds   Fixed Deposit   equity instruments and warrants, preference securities and debt instruments ) | -2.18%         | 1.02%          | -314%      | Mainly due to decrease in income from investment by 396% and increase in average investment by 38% in the current year as compared to the previous year. |

# Notes to standalone financial statements

for the year ended March 31, 2023

## Note 47: Other Statutory information

- (i) No proceeding has been initiated or pending against the company for holding any benami property under the Benami Transactions (Prohibition) Act, 1988 (45 of 1988) and rules made thereunder.
- (ii) The Company has not been declared as wilful defaulter by any bank or financial Institution or other lender.
- (iii) The Company has not entered into any transactions with companies struck off under section 248 of the Companies Act, 2013 or section 560 of Companies Act, 1956.
- (iv) There are no transaction which has been surrendered or disclosed as income during the year in the tax assessments under the Income Tax Act, 1961.
- (v) There are no charges or satisfaction yet to be registered with ROC beyond the statutory period.
- (vi) There are no funds which have been advanced or loaned or invested (either from borrowed funds or share premium or any other sources or kind of funds) by the Company to or in any other persons or entities, including foreign entities ("Intermediaries"), with the understanding, whether recorded in writing or otherwise, that the Intermediary shall:
  - a) directly or indirectly lend or invest in other persons or entities identified in any manner whatsoever ("Ultimate Beneficiaries") by or on behalf of the Company or
  - b) provide any guarantee, security or the like to or on behalf of the Ultimate Beneficiaries.
- (vii) There are no funds which have been received by the Company from any persons or entities, including foreign entities ("Funding Parties"), with the understanding, whether recorded in writing or otherwise, that the Company shall:
  - a) directly or indirectly, lend or invest in other persons or entities identified in any manner whatsoever ("Ultimate Beneficiaries") by or on behalf of the Funding Party or
  - b) provide any guarantee, security or the like from or on behalf of the Ultimate Beneficiaries.
- (viii) The Group (as per the provisions of the Core Investment Companies (Reserve Bank) Directions, 2016) does not have more than one CIC (the same is not required to be registered with RBI as not being Systemically Important CIC ).
- (ix) The company has not revalued its property, plant and equipment (including right-of-use assets) or intangible assets or both during the current or previous year.
- (x) The Company has not traded or invested in Crypto currency or Virtual Currency during the financial year.
- (xi) The Company has complied with the number of layers prescribed under the Companies Act, 2013.
- (xii) The Company has not entered into any scheme of arrangement which has an accounting impact on current or previous financial year

In terms of our report of even date attached

**For B S R and Associates**  
Chartered Accountants  
(Firm registration Number: 128901W)

**David Jones**  
Partner  
Membership No. 098113

Place: Gurugram  
Date: May 16, 2023

**For and on behalf of the Board of Directors of Hindustan Media Ventures Limited**

**Punit Kumar Chellaramani**  
Company Secretary

**Anup Sharma**  
Chief Financial Officer

**Samudra Bhattacharya**  
Chief Executive Officer

**Praveen Someshwar**  
Managing Director  
(DIN: 01802656)

Place: New Delhi  
Date: May 16, 2023

**Shobhana Bhartia**  
Chairperson  
(DIN: 00020648)

# Consolidated

## Financial Statements



# Independent Auditor's Report

To the Members of **Hindustan Media Ventures Limited**

## Report on the Audit of the Consolidated Financial Statements

### Opinion

We have audited the consolidated financial statements of Hindustan Media Ventures Limited (hereinafter referred to as the "Holding Company") and its subsidiary (Holding Company and its subsidiary together referred to as "the Group") and its joint venture, which comprise the consolidated balance sheet as at 31 March 2023, and the consolidated statement of profit and loss (including other comprehensive income), consolidated statement of changes in equity and consolidated statement of cash flows for the year then ended, and notes to the consolidated financial statements, including a summary of significant accounting policies and other explanatory information (hereinafter referred to as "the consolidated financial statements").

In our opinion and to the best of our information and according to the explanations given to us, the aforesaid consolidated financial statements give the information required by the Companies Act, 2013 ("Act") in the manner so required and give a true and fair view in conformity with the accounting principles generally accepted in India, of the consolidated state of affairs of the Group and its joint venture as at 31 March 2023, of its consolidated loss and other comprehensive loss, consolidated changes in equity and consolidated cash flows for the year then ended.

### Revenue from Operations

See Note 19 to consolidated financial statements

| The key audit matter  | How the matter was addressed in our audit   |
|---|---|
| <p>As disclosed in Note 19 to the consolidated financial statements, the Holding Company's revenue from 'Sale of newspaper and publications' and 'Advertisement revenue' for the year ended 31 March 2023 were Rs. 18,253 lakhs and Rs. 47,644 lakhs, respectively. Revenue is recognized upon transfer of control of promised services / goods to the customers and when it is "probable" that the Group will collect the consideration.</p> <p>In specific, revenue from advertisement and circulation is recognized when the advertisement is published and newspaper is delivered to the distributor.</p> <p>There is a risk during the year and at the end of the year, of revenue being recognized for goods / services before the goods / services are delivered to the customer or revenue is not recorded in the correct accounting period.</p> <p>There is presumption of fraud risk with regard to revenue recognition as per the Standards on Auditing. Also, revenue is one of the key performance indicators of the Group which makes it susceptible to misstatement.</p> | <p>Our audit procedures included:</p> <ul style="list-style-type: none"> <li>- Assessed the Group's accounting policy for revenue recognition as per the relevant accounting standard;</li> <li>- Tested design, implementation and operating effectiveness of key controls in relation to revenue recognition including general IT controls and IT application controls over recognition of revenue.;</li> <li>- Performed detailed testing by selecting samples of revenue transactions recorded during and after the year. For such samples, verified the underlying documents to assess revenue recognition as per the accounting policy in the correct accounting year;</li> <li>- Tested sample journal entries for revenue recognized during the year, selected based on specified risk-based criteria, to identify unusual transactions.</li> </ul> |

### Basis for Opinion

We conducted our audit in accordance with the Standards on Auditing (SAs) specified under Section 143(10) of the Act. Our responsibilities under those SAs are further described in the Auditor's Responsibilities for the Audit of the Consolidated Financial Statements section of our report. We are independent of the Group and its joint venture in accordance with the ethical requirements that are relevant to our audit of the consolidated financial statements in terms of the Code of Ethics issued by the Institute of Chartered Accountants of India and the relevant provisions of the Act, and we have fulfilled our other ethical responsibilities in accordance with these requirements. We believe that the audit evidence we have obtained is sufficient and appropriate to provide a basis for our opinion on the consolidated financial statements.

### Key Audit Matter(s)

Key audit matters are those matters that, in our professional judgement, were of most significance in our audit of the consolidated financial statements of the current period. These matters were addressed in the context of our audit of the consolidated financial statements as a whole, and in forming our opinion thereon, and we do not provide a separate opinion on these matters.

## Impairment testing of property, plant and equipment

See Note 3 to consolidated financial statements

| The key audit matter  | How the matter was addressed in our audit  |
|---|--|
| <p>The Holding Company is engaged in printing and publishing of newspapers and periodicals through various plants operated in India.</p> <p>The carrying value of such property, plant and equipment amounts to Rs. 10,434 lakhs as at 31 March 2023.</p> <p>The Holding Company periodically assess whether there is any indication that such property, plant and equipment at cash generating unit (CGU) level may be impaired. If any such indication exists, the Holding Company estimates the recoverable amount of these assets and if the recoverable amount is less than its carrying amount, the carrying amount is reduced to its recoverable amount. That reduction is recorded as impairment loss.</p> <p>The recoverable amount of the CGU which is based on value in use ("VIU"), has been derived from discounted cash flow model. The model involves subjectivity and judgement in determination of key assumptions used.</p> <p>Considering the inherent uncertainty, complexity and judgment involved and the significance of the value of the assets, impairment assessment of above-mentioned assets has been considered as a key audit matter.</p> | <p>Our audit procedures included:</p> <ul style="list-style-type: none"> <li>- Assessed the Holding Company's identification of CGU with reference to the guidance in the applicable accounting standards;</li> <li>- Tested design, implementation and operating effectiveness of key controls over the impairment assessment process.</li> <li>- We assessed the value in use (VIU) as determined by the Holding Company as under:</li> <li>- Assessed the method of determining VIU and key assumptions used therein through historical information, budgets / projections, and other relevant information.</li> <li>- Challenged the key assumptions and judgements within the build-up and methodologies used by the Holding Company.</li> <li>- Assessed the sensitivity of the outcome of impairment assessment to changes in key assumptions.</li> </ul> |

## Investments in equity instruments, warrants, preference shares and debt instruments carried at fair value

See Note 6B to consolidated financial statements

| The key audit matter  | How the matter was addressed in our audit   |
|---|---|
| <p>The Holding Company's carrying value of such investment in securities is Rs. 22,637 lakhs as at 31 March 2023. A fair value gain / (loss) of Rs. (1,519) lakhs and Rs. (7,845) lakhs, has been recognized in the consolidated statement of profit and loss and other comprehensive income for the year ended 31 March 2023, respectively.</p> <p>The Holding Company has made investment in various instruments under add for equity or strategic investment and there is potential fair value impact of these instruments.</p> <p>The Holding Company involved an external valuation specialist to determine the fair values of such investment in securities. There are significant judgements and estimates to be made in relation to the valuation of the Holding Company's investment in securities. The fair value is compared with the carrying value of each investment in securities, in order to determine fair value gain / (loss), if any.</p> <p>Considering the inherent uncertainty, significant judgments and estimates involved and the significance of the value of the assets, fair valuation of these investments has been considered as a key audit matter.</p> | <p>Our audit procedures included:</p> <ul style="list-style-type: none"> <li>- Tested design, implementation and operating effectiveness of key controls over the fair valuation of these investments in securities.</li> <li>- Assessed the competence, objectivity and scope of work of the valuer engaged by the Holding Company.</li> <li>- We inspected the valuation reports and assessed the fair value as determined by the valuer as under:</li> <li>- Involved our internal specialist to assess the key assumptions and approach of the fair valuation in respect of certain investment securities on a test check basis; Inspected the terms and conditions of redemption/ conversion of certain instruments while determining the fair value gain or loss;</li> <li>- Inspected on a test check basis, the underlying investment agreements;</li> <li>- Tested the adequacy of disclosures made in the consolidated financial statements, as required by relevant accounting standards.</li> </ul> |

## Other Information

The Holding Company's Management and Board of Directors are responsible for the other information. The other information comprises the information included in the Holding Company's annual report, but does not include the financial statements and auditor's report thereon. The Holding Company's annual report is expected to be made available to us after the date of this auditor's report.

Our opinion on the consolidated financial statements does not cover the other information and we will not express any form of assurance conclusion thereon.

In connection with our audit of the consolidated financial statements, our responsibility is to read the other information identified above when it becomes available and, in doing so, consider whether the other information is materially inconsistent with the consolidated financial statements or our knowledge obtained in the audit, or otherwise appears to be materially misstated.

When we read the Holding Company's annual report, if we conclude that there is a material misstatement therein, we are required to communicate the matter to those charged with governance and take necessary actions applicable under the applicable laws and regulations.

## Management's and Board of Directors'/Designated Partners' Responsibilities for the Consolidated Financial Statements

The Holding Company's Management and Board of Directors are responsible for the preparation and presentation of these consolidated financial statements in term of the requirements of the Act that give a true and fair view of the consolidated state of affairs, consolidated profit/ loss and other comprehensive income, consolidated statement of changes in equity and consolidated cash flows of the Group including its joint venture in accordance with the accounting principles generally accepted in India, including the Indian Accounting Standards (Ind AS) specified under Section 133 of the Act. The respective Management and Board of Directors of the companies included in the Group and the respective Management and Designated Partners of its joint venture are responsible for maintenance of adequate accounting records in accordance with the provisions of the Act for safeguarding the assets of each company/LLP and for preventing and detecting frauds and other irregularities; the selection and application of appropriate accounting policies; making judgments and estimates that are reasonable and prudent;

and the design, implementation and maintenance of adequate internal financial controls, that were operating effectively for ensuring the accuracy and completeness of the accounting records, relevant to the preparation and presentation of the consolidated financial statements that give a true and fair view and are free from material misstatement, whether due to fraud or error, which have been used for the purpose of preparation of the consolidated financial statements by the Management and Board of Directors of the Holding Company, as aforesaid.

In preparing the consolidated financial statements, the respective Management and Board of Directors of the companies included in the Group and the respective Management and Designated Partners of its joint venture are responsible for assessing the ability of each company/LLP to continue as a going concern, disclosing, as applicable, matters related to going concern and using the going concern basis of accounting unless the respective Board of Directors/ Designated Partners either intends to liquidate the Company/LLP or to cease operations, or has no realistic alternative but to do so.

The respective Board of Directors of the companies included in the Group and the respective Management and Designated Partners of its joint venture are responsible for overseeing the financial reporting process of each company/LLP.

## Auditor's Responsibilities for the Audit of the Consolidated Financial Statements

Our objectives are to obtain reasonable assurance about whether the consolidated financial statements as a whole are free from material misstatement, whether due to fraud or error, and to issue an auditor's report that includes our opinion. Reasonable assurance is a high level of assurance, but is not a guarantee that an audit conducted in accordance with SAs will always detect a material misstatement when it exists. Misstatements can arise from fraud or error and are considered material if, individually or in the aggregate, they could reasonably be expected to influence the economic decisions of users taken on the basis of these consolidated financial statements.

As part of an audit in accordance with SAs, we exercise professional judgment and maintain professional skepticism throughout the audit. We also:

- Identify and assess the risks of material misstatement of the consolidated financial statements, whether due to fraud or error, design and perform audit procedures responsive to those risks, and obtain audit evidence that is sufficient

and appropriate to provide a basis for our opinion. The risk of not detecting a material misstatement resulting from fraud is higher than for one resulting from error, as fraud may involve collusion, forgery, intentional omissions, misrepresentations, or the override of internal control.

- Obtain an understanding of internal control relevant to the audit in order to design audit procedures that are appropriate in the circumstances. Under Section 143(3) (i) of the Act, we are also responsible for expressing our opinion on whether the company has adequate internal financial controls with reference to financial statements in place and the operating effectiveness of such controls.
- Evaluate the appropriateness of accounting policies used and the reasonableness of accounting estimates and related disclosures made by the Management and Board of Directors.
- Conclude on the appropriateness of the Management and Board of Directors use of the going concern basis of accounting in preparation of consolidated financial statements and, based on the audit evidence obtained, whether a material uncertainty exists related to events or conditions that may cast significant doubt on the appropriateness of this assumption. If we conclude that a material uncertainty exists, we are required to draw attention in our auditor's report to the related disclosures in the consolidated financial statements or, if such disclosures are inadequate, to modify our opinion. Our conclusions are based on the audit evidence obtained up to the date of our auditor's report. However, future events or conditions may cause the Group and its joint venture to cease to continue as a going concern.
- Evaluate the overall presentation, structure and content of the consolidated financial statements, including the disclosures, and whether the consolidated financial statements represent the underlying transactions and events in a manner that achieves fair presentation.

We communicate with those charged with governance of the Holding Company and such other entities included in the consolidated financial statements of which we are the independent auditors regarding, among other matters, the planned scope and timing of the audit and significant audit findings, including any significant deficiencies in internal control that we identify during our audit.

We also provide those charged with governance with a statement that we have complied with relevant ethical requirements regarding independence, and to communicate with them all relationships and other matters that may

reasonably be thought to bear on our independence, and where applicable, related safeguards.

From the matters communicated with those charged with governance, we determine those matters that were of most significance in the audit of the consolidated financial statements of the current period and are therefore the key audit matters. We describe these matters in our auditor's report unless law or regulation precludes public disclosure about the matter or when, in extremely rare circumstances, we determine that a matter should not be communicated in our report because the adverse consequences of doing so would reasonably be expected to outweigh the public interest benefits of such communication.

## Report on Other Legal and Regulatory Requirements

1. As required by the Companies (Auditor's Report) Order, 2020 ("the Order") issued by the Central Government of India in terms of Section 143(11) of the Act, we give in the "Annexure A" a statement on the matters specified in paragraphs 3 and 4 of the Order, to the extent applicable.
2. A. As required by Section 143(3) of the Act, we report, to the extent applicable, that:
  - a. We have sought and obtained all the information and explanations which to the best of our knowledge and belief were necessary for the purposes of our audit of the aforesaid consolidated financial statements.
  - b. In our opinion, proper books of account as required by law relating to preparation of the aforesaid consolidated financial statements have been kept so far as it appears from our examination of those books.
  - c. The consolidated balance sheet, the consolidated statement of profit and loss (including other comprehensive income), the consolidated statement of changes in equity and the consolidated statement of cash flows dealt with by this Report are in agreement with the relevant books of account maintained for the purpose of preparation of the consolidated financial statements.
  - d. In our opinion, the aforesaid consolidated financial statements comply with the Ind AS specified under Section 133 of the Act.

- e. On the basis of the written representations received from the directors of the Holding Company as on 31 March 2023 taken on record by the Board of Directors of the Holding Company and the written representations received from the directors of the subsidiary company as on 31 March 2023 taken on record by the Board of Directors of its subsidiary company incorporated in India, none of the directors of the Group companies incorporated in India is disqualified as on 31 March 2023 from being appointed as a director in terms of Section 164(2) of the Act.
- f. With respect to the adequacy of the internal financial controls with reference to financial statements of the Holding Company and its subsidiary company incorporated in India and the operating effectiveness of such controls, refer to our separate Report in “Annexure B”.
- B. With respect to the other matters to be included in the Auditor’s Report in accordance with Rule 11 of the Companies (Audit and Auditors) Rules, 2014, in our opinion and to the best of our information and according to the explanations given to us:
- a. The consolidated financial statements disclose the impact of pending litigations as at 31 March 2023 on the consolidated financial position of the Group and its joint venture. Refer Note 33 to the consolidated financial statements.
  - b. The Group and its joint venture did not have any material foreseeable losses on long-term contracts including derivative contracts during the year ended 31 March 2023.
  - c. There are no amounts which are required to be transferred to the Investor Education and Protection Fund by the Holding Company or its subsidiary company incorporated in India during the year ended 31 March 2023.
  - d (i) The respective management of the Holding Company and its subsidiary company incorporated in India whose financial statements has been audited under the Act has represented that, to the best of their knowledge and belief, no funds have been advanced or loaned or invested (either from borrowed funds or share premium or any other sources or kind of funds) by the Holding Company or any of such subsidiary company to or in any other person(s) or entity(ies), including foreign entities (“Intermediaries”), with the understanding, whether recorded in writing or otherwise, that the Intermediary shall directly or indirectly lend or invest in other persons or entities identified in any manner whatsoever by or on behalf of the Holding Company or any of such subsidiary company (“Ultimate Beneficiaries”) or provide any guarantee, security or the like on behalf of the Ultimate Beneficiaries.
  - (ii) The respective management of the Holding Company and its subsidiary company incorporated in India whose financial statements has been audited under the Act has represented that, to the best of their knowledge and belief, no funds have been received by the Holding Company or any of such subsidiary company from any person(s) or entity(ies), including foreign entities (“Funding Parties”), with the understanding, whether recorded in writing or otherwise, that the Holding Company or any of such subsidiary company shall directly or indirectly, lend or invest in other persons or entities identified in any manner whatsoever by or on behalf of the Funding Parties (“Ultimate Beneficiaries”) or provide any guarantee, security or the like on behalf of the Ultimate Beneficiaries.
  - (iii) Based on the audit procedures performed that have been considered reasonable and appropriate in the circumstances, nothing has come to our notice that has caused us to believe that the representations under sub-clause (i) and (ii) of Rule 11(e), as provided under (i) and (ii) above, contain any material misstatement.



- e. The Holding Company and its subsidiary company have neither declared nor paid any dividend during the year.
  - f. As proviso to rule 3(1) of the Companies (Accounts) Rules, 2014 is applicable for the Holding Company or any of such subsidiary company only with effect from 1 April 2023, reporting under Rule 11(g) of the Companies (Audit and Auditors) Rules, 2014 is not applicable.
- C. With respect to the matter to be included in the Auditor's Report under Section 197(16) of the Act:

In our opinion and according to the information and explanations given to us, the remuneration paid during the current year by the Holding Company and its subsidiary company to its directors is in accordance

with the provisions of Section 197 of the Act. The remuneration paid to any director by the Holding Company and its subsidiary company is not in excess of the limit laid down under Section 197 of the Act. The Ministry of Corporate Affairs has not prescribed other details under Section 197(16) of the Act which are required to be commented upon by us.

For **B S R and Associates**

*Chartered Accountants*

Firm's Registration No.:128901W

**David Jones**

Partner

Place: Gurugram

Date: 16 May 2023

Membership No.: 098113

ICAI UDIN:23098113BGYZWH9117

## Annexure A to the Independent Auditor's Report on the Consolidated Financial Statements of Hindustan Media Ventures Limited for the year ended 31 March 2023

(Referred to in paragraph 1 under 'Report on Other Legal and Regulatory Requirements' section of our report of even date)

(xxi) In our opinion and according to the information and explanations given to us, following company incorporated in India and included in the consolidated financial statements, has unfavourable remarks given by its respective auditor in his report under the Companies (Auditor's Report) Order, 2020 (CARO):

| Sr. No. | Name of the entities             | CIN                       | Holding Company/ Subsidiary/ JV/ Associate | Clause number of the CARO report which is unfavourable or qualified or adverse   |
|---------|----------------------------------|---------------------------|--|--|
| 1       | Hindustan Media Ventures Limited | L21090BR191<br>8PLC000013 | Holding                                    | The Company has incurred cash losses of Rs. 1,057 lakhs in the current financial year, however, no cash losses were incurred in the immediately preceding financial year.          |
| 2       | HT Noida (Company) Limited       | U70200DL202<br>0PLC361660 | Subsidiary                                 | The Company has not incurred cash losses in the current financial year. However, the Company had incurred cash losses of Rs 273 lakhs in the immediately preceding financial year. |

For **B S R and Associates**  
Chartered Accountants  
Firm's Registration No.:128901W

**David Jones**

Partner

Membership No.: 098113

ICAI UDIN:23098113BGYZWH9117

Place: Gurugram

Date: 16 May 2023

## **Annexure B** to the Independent Auditor's Report on the consolidated financial statements of Hindustan Media Ventures Limited for the year ended 31 March 2023

### **Report on the internal financial controls with reference to the aforesaid consolidated financial statements under Clause (i) of Sub-section 3 of Section 143 of the Act**

(Referred to in paragraph 2(A)(f) under 'Report on Other Legal and Regulatory Requirements' section of our report of even date)

#### **Opinion**

In conjunction with our audit of the consolidated financial statements of Hindustan Media Ventures Limited (hereinafter referred to as "the Holding Company") as of and for the year ended 31 March 2023, we have audited the internal financial controls with reference to financial statements of the Holding Company and such company incorporated in India under the Act which is its subsidiary company, as of that date.

In our opinion, the Holding Company and such company incorporated in India which is its subsidiary company, have, in all material respects, adequate internal financial controls with reference to financial statements and such internal financial controls were operating effectively as at 31 March 2023, based on the internal financial controls with reference to financial statements criteria established by the Holding Company considering the essential components of such internal controls stated in the Guidance Note on Audit of Internal Financial Controls Over Financial Reporting issued by the Institute of Chartered Accountants of India (the "Guidance Note").

#### **Management's and Board of Directors' Responsibilities for Internal Financial Controls**

The respective Company's Management and the Board of Directors are responsible for establishing and maintaining internal financial controls based on the internal financial controls with reference to financial statements criteria established by the respective company considering the essential components of internal control stated in the Guidance Note. These responsibilities include the design, implementation and maintenance of adequate internal financial controls that were operating effectively for ensuring the orderly and efficient conduct of its business, including adherence to the respective company's policies, the safeguarding of its assets, the prevention and detection of frauds and errors, the accuracy and completeness of the accounting records, and the timely preparation of reliable financial information, as required under the Act.

#### **Auditor's Responsibility**

Our responsibility is to express an opinion on the internal financial controls with reference to financial statements based on our audit. We conducted our audit in accordance with the Guidance Note and the Standards on Auditing, prescribed under Section 143(10) of the Act, to the extent applicable to an audit of internal financial controls with reference to financial statements. Those Standards and the Guidance Note require that we comply with ethical requirements and plan and perform the audit to obtain reasonable assurance about whether adequate internal financial controls with reference to financial statements were established and maintained and if such controls operated effectively in all material respects.

Our audit involves performing procedures to obtain audit evidence about the adequacy of the internal financial controls with reference to financial statements and their operating effectiveness. Our audit of internal financial controls with reference to financial statements included obtaining an understanding of internal financial controls with reference to financial statements, assessing the risk that a material weakness exists, and testing and evaluating the design and operating effectiveness of internal control based on the assessed risk. The procedures selected depend on the auditor's judgement, including the assessment of the risks of material misstatement of the consolidated financial statements, whether due to fraud or error.

We believe that the audit evidence we have obtained is sufficient and appropriate to provide a basis for our audit opinion on the internal financial controls with reference to financial statements.

#### **Meaning of Internal Financial Controls with Reference to Financial Statements**

A company's internal financial controls with reference to financial statements is a process designed to provide reasonable assurance regarding the reliability of financial reporting and the preparation of consolidated financial statements for external purposes in accordance with generally accepted accounting principles. A company's internal financial

controls with reference to financial statements include those policies and procedures that (1) pertain to the maintenance of records that, in reasonable detail, accurately and fairly reflect the transactions and dispositions of the assets of the company; (2) provide reasonable assurance that transactions are recorded as necessary to permit preparation of consolidated financial statements in accordance with generally accepted accounting principles, and that receipts and expenditures of the company are being made only in accordance with authorisations of management and directors of the company; and (3) provide reasonable assurance regarding prevention or timely detection of unauthorised acquisition, use, or disposition of the company's assets that could have a material effect on the consolidated financial statements.

### **Inherent Limitations of Internal Financial Controls with Reference to Financial Statements**

Because of the inherent limitations of internal financial controls with reference to financial statements, including the

possibility of collusion or improper management override of controls, material misstatements due to error or fraud may occur and not be detected. Also, projections of any evaluation of the internal financial controls with reference to financial statements to future periods are subject to the risk that the internal financial controls with reference to financial statements may become inadequate because of changes in conditions, or that the degree of compliance with the policies or procedures may deteriorate.

For **B S R and Associates**

*Chartered Accountants*

Firm's Registration No.:128901W

**David Jones**

Partner

Membership No.: 098113

ICAI UDIN:23098113BGYZWH9117

Place: Gurugram

Date: 16 May 2023

## Consolidated Balance Sheet

as at March 31, 2023

| Particulars  | Notes | As at<br>March 31, 2023<br>INR Lakhs | As at<br>March 31, 2022<br>INR Lakhs |
|--|-------|--------------------------------------|--------------------------------------|
| <b>I ASSETS</b>  |       |                                      |                                      |
| <b>1) Non-current assets</b>   |       |                                      |                                      |
| (a) Property, plant and equipment  | 3     | 10,434                               | 11,889                               |
| (b) Capital work in progress   | 3     | 3,485                                | 1,950                                |
| (c) Right - of - use assets  | 42    | 8,135                                | 3,868                                |
| (d) Investment property  | 4     | 10,140                               | 9,389                                |
| (e) Intangible assets  | 5     | 7,101                                | 7,198                                |
| (f) Investment in Joint Venture (under equity method of accounting)                          | 6A    | 366                                  | -                                    |
| (g) Financial assets   |       |                                      |                                      |
| (i) Investments  | 6B    | 89,538                               | 69,309                               |
| (ii) Other financial assets  | 6C    | 1,160                                | 1,994                                |
| (h) Deferred tax assets (net)  | 14    | 1,246                                | -                                    |
| (i) Income tax assets (net)  | 7     | 1,679                                | 1,394                                |
| (j) Other non-current assets   | 8     | 507                                  | 293                                  |
| <b>Total non-current assets</b>  |       | <b>1,33,791</b>                      | <b>1,07,284</b>                      |
| <b>2) Current assets</b>   |       |                                      |                                      |
| (a) Inventories  | 9     | 6,392                                | 7,704                                |
| (b) Financial assets   |       |                                      |                                      |
| (i) Investments  | 6B    | 52,410                               | 82,088                               |
| (ii) Trade receivables   | 10A   | 11,841                               | 11,060                               |
| (iii) Cash and cash equivalents  | 10B   | 1,832                                | 1,826                                |
| (iv) Bank balances other than (iii) above  | 10C   | 2,004                                | 2,005                                |
| (v) Other financial assets   | 6D    | 612                                  | 310                                  |
| (c) Other current assets   | 11    | 7,001                                | 5,135                                |
| <b>Total current assets</b>  |       | <b>82,092</b>                        | <b>1,10,128</b>                      |
| Non-current assets held for sale   | 43    | 2,737                                | 968                                  |
| <b>Total assets</b>  |       | <b>2,18,620</b>                      | <b>2,18,380</b>                      |
| <b>II EQUITY AND LIABILITIES</b>   |       |                                      |                                      |
| <b>1) Equity</b>   |       |                                      |                                      |
| (a) Equity share capital   | 12    | 7,367                                | 7,367                                |
| (b) Other equity   | 13    | 1,40,196                             | 1,51,615                             |
| <b>Total equity</b>  |       | <b>1,47,563</b>                      | <b>1,58,982</b>                      |
| <b>2) Liabilities</b>  |       |                                      |                                      |
| <b>Non-current liabilities</b>   |       |                                      |                                      |
| (a) Financial liabilities  |       |                                      |                                      |
| (i) Borrowings   | 15A   | -                                    | 947                                  |
| (ii) Lease liabilities   | 15D   | 4,343                                | 186                                  |
| (iii) Other financial liabilities  | 15C   | -                                    | 17                                   |
| (b) Deferred tax liabilities (net)   | 14    | -                                    | 288                                  |
| (c) Contract liabilities   | 16    | 2                                    | -                                    |
| (d) Liability under equity method of accounting (in relation to joint venture)               | 6A    | -                                    | 102                                  |
| <b>Total non-current liabilities</b>   |       | <b>4,345</b>                         | <b>1,540</b>                         |
| <b>Current liabilities</b>   |       |                                      |                                      |
| (a) Financial liabilities  |       |                                      |                                      |
| (i) Borrowings   | 15A   | 5,697                                | 10,782                               |
| (ii) Lease liabilities   | 15D   | 618                                  | 86                                   |
| (iii) Trade payables   | 15B   |                                      |                                      |
| a) total outstanding due of micro enterprises and small enterprises                          |       | 536                                  | 622                                  |
| b) total outstanding dues of creditors other than of micro enterprises and small enterprises |       | 10,094                               | 7,425                                |
| (iv) Other financial liabilities   | 15C   | 44,806                               | 34,475                               |
| (b) Other current liabilities  | 15E   | 1,264                                | 846                                  |
| (c) Contract liabilities   | 16    | 2,307                                | 1,698                                |
| (d) Provisions   | 17    | 1,390                                | 1,479                                |
| (e) Income tax liabilities (net)   | 18    | -                                    | 445                                  |
| <b>Total current liabilities</b>   |       | <b>66,712</b>                        | <b>57,858</b>                        |
| <b>Total liabilities</b>   |       | <b>71,057</b>                        | <b>59,398</b>                        |
| <b>Total equity and liabilities</b>  |       | <b>2,18,620</b>                      | <b>2,18,380</b>                      |
| Summary of significant accounting policies   | 2     |                                      |                                      |

See accompanying notes to the consolidated financial statements.

In terms of our report of even date attached

### For B S R and Associates

Chartered Accountants  
(Firm registration Number: 128901W)

### David Jones

Partner  
Membership No. 098113

Place: Gurugram  
Date: May 16, 2023

### For and on behalf of the Board of Directors of Hindustan Media Ventures Limited

**Pumit Kumar Chellaramani**  
Company Secretary

**Praveen Someshwar**  
Managing Director  
(DIN: 01802656)

Place: New Delhi  
Date: May 16, 2023

**Anup Sharma**  
Chief Financial Officer

**Samudra Bhattacharya**  
Chief Executive Officer

**Shobhana Bhartia**  
Chairperson  
(DIN: 00020648)

# Consolidated Statement of Profit and Loss

for the year ended March 31, 2023

| Particulars   | Notes | Year ended<br>March 31, 2023<br>INR Lakhs | Year ended<br>March 31, 2022<br>INR Lakhs |
|---|-------|---|---|
| <b>I Income</b>   |       |   |   |
| a) Revenue from operations  | 19    | 71,340                                    | 66,920                                    |
| b) Other Income   | 20    | 7,810                                     | 7,766                                     |
| <b>Total Income</b>   |       | <b>79,150</b>                             | <b>74,686</b>                             |
| <b>II Expenses</b>  |       |   |   |
| a) Cost of materials consumed   | 21    | 31,416                                    | 24,410                                    |
| b) Changes in inventories of finished goods, stock-in-trade and work-in-progress  | 22    | (5)                                       | (3)                                       |
| c) Employee benefits expense  | 23    | 16,036                                    | 15,231                                    |
| d) Finance costs  | 24    | 1,659                                     | 938                                       |
| e) Depreciation and amortization expense  | 25    | 3,137                                     | 2,983                                     |
| f) Other expenses   | 26    | 32,549                                    | 26,394                                    |
| <b>Total expenses</b>   |       | <b>84,792</b>                             | <b>69,953</b>                             |
| <b>III (Loss)/Profit before share of joint venture, exceptional items and tax(I-II)</b>                                       |       | <b>(5,642)</b>                            | <b>4,733</b>                              |
| <b>IV Exceptional items</b>   |       | -   | -   |
| <b>V (Loss)/Profit before share of loss of joint venture and tax [III-IV]</b>   |       | <b>(5,642)</b>                            | <b>4,733</b>                              |
| <b>VI (Loss)/Earnings before finance costs, tax, depreciation and amortization expense (EBITDA) [III+II(d+e)]</b>             |       | <b>(846)</b>                              | <b>8,654</b>                              |
| <b>VII Tax expense</b>  |       |   |   |
| Current tax charge  | 14    | 21  | 567                                       |
| [included adjustment of current tax charge/(credit) related to earlier years- INR 21 lakhs (Previous Year INR (791) lakhs)]   |       |   |   |
| Deferred tax credit   | 14    | (1,611)                                   | (141)                                     |
| [includes adjustment of deferred tax charge/(credit) related to earlier years-INR (20) lakhs (Previous Year INR 1,742 lakhs)] |       |   |   |
| <b>Total tax expense/(credit)</b>   |       | <b>(1,590)</b>                            | <b>426</b>                                |
| <b>VIII (Loss)/Profit for the year after tax before share of joint venture (V-VII)</b>  |       | <b>(4,052)</b>                            | <b>4,307</b>                              |
| <b>IX Share of profit/(loss) of joint venture (net of tax) (accounted for using equity method)</b>                            | 41    | <b>243</b>                                | <b>(248)</b>                              |
| <b>X (Loss)/Profit after taxes and share of loss of joint ventures (VIII+IX)</b>  |       | <b>(3,809)</b>                            | <b>4,059</b>                              |
| <b>XI Other comprehensive income</b>  | 27    |   |   |
| Items that will not to be reclassified subsequently to profit or loss   |       |   |   |
| Change in fair value of investments   |       | (7,845)                                   | (4,583)                                   |
| Income tax effect   | 14    | -   | 1,049                                     |
| Remeasurement gain/(loss) in relation to defined benefit plans  |       | 228                                       | (175)                                     |
| Income tax effect   | 14    | (58)                                      | 44  |
| Items that will be reclassified subsequently to profit or loss  |       |   |   |
| Cash flow hedging reserve   |       | 37  | 130                                       |
| Income tax effect   | 14    | (9)                                       | (33)                                      |
| Costs of hedging reserve  |       | 43  | (11)                                      |
| Income tax effect   | 14    | (11)                                      | 3   |
| <b>Other comprehensive loss for the year, net of tax</b>  |       | <b>(7,615)</b>                            | <b>(3,576)</b>                            |
| <b>XII Total comprehensive income/(loss) for the year (net of tax) (X+XI)</b>   |       | <b>(11,424)</b>                           | <b>483</b>                                |
| <b>XIII (Loss)/Earnings per share (INR)</b>   |       |   |   |
| Basic (Nominal value of shares INR 10/-)  | 28    | (5.17)                                    | 5.51                                      |
| Diluted (Nominal value of shares INR 10/-)  | 28    | (5.17)                                    | 5.51                                      |
| Summary of significant accounting policies  | 2     |   |   |

See accompanying notes to the consolidated financial statements.

In terms of our report of even date attached

**For B S R and Associates**

Chartered Accountants  
(Firm registration Number: 128901W)

**David Jones**

Partner  
Membership No. 098113

**Place:** Gurugram

**Date:** May 16, 2023

**For and on behalf of the Board of Directors of Hindustan Media Ventures Limited**

**Punit Kumar Chellaramani**  
Company Secretary

**Praveen Someshwar**  
Managing Director  
(DIN: 01802656)

**Place:** New Delhi

**Date:** May 16, 2023

**Anup Sharma**  
Chief Financial Officer

**Samudra Bhattacharya**  
Chief Executive Officer

**Shobhana Bhartia**  
Chairperson  
(DIN: 00020648)

## Consolidated Statement of Cash Flow

for the year ended March 31, 2023

| Particulars  | Year ended<br>March 31, 2023<br>INR Lakhs | Year ended<br>March 31, 2022<br>INR Lakhs |
|--|---|---|
| <b>Cash flows from operating activities</b>  |   |   |
| <b>(Loss)/Profit before taxation :</b>   | <b>(5,642)</b>                            | <b>4,733</b>                              |
| Non- cash adjustment for reconciling profit before tax to net cash flows:  |   |   |
| Depreciation and amortization expense  | 3,137                                     | 2,983                                     |
| Profit on sale of investment properties  | (319)                                     | (33)                                      |
| Provision/(Reversal of provision) for impairment on investment properties  | (171)                                     | 104                                       |
| Loss on sale of investments  | 1   | -   |
| Loss on disposal of property, plant and equipment (including impairment)   | 38  | 139                                       |
| Unrealized foreign exchange loss   | 21  | 1   |
| Unclaimed balances/liabilities written back (net)  | (742)                                     | (444)                                     |
| Finance income from investment and other interest received   | (5,823)                                   | (6,244)                                   |
| Fair value of investment through profit and loss (including (profit)/ loss on sale of investments)                   | 1,148                                     | 406                                       |
| Forfeiture of security deposits  | (2,465)                                   | (3,348)                                   |
| Rental income  | (669)                                     | (544)                                     |
| Interest cost on debts and borrowings  | 1,616                                     | 919                                       |
| Allowance for doubtful receivables and advances  | 750                                       | 1,441                                     |
| Employee stock option expenses   | 4   | 25  |
| <b>Cash flows (used in)/from operating activities before changes in following assets and liabilities</b>             | <b>(9,116)</b>                            | <b>138</b>                                |
| <b>Changes in operating assets and liabilities</b>   |   |   |
| Increase in trade receivables  | (1,521)                                   | (71)                                      |
| Decrease/(Increase) in inventories   | 1,312                                     | (2,271)                                   |
| Increase in current and non-current financial assets and other current and non-current assets                        | (1,673)                                   | (1,006)                                   |
| Increase in current and non-current financial liabilities and other current and non-current liabilities & provisions | 16,978                                    | 8,776                                     |
| <b>Cash generated from operations</b>  | <b>5,980</b>                              | <b>5,566</b>                              |
| Direct taxes paid (net of refunds)   | (752)                                     | (517)                                     |
| <b>Net cash flows from operating activities (A)</b>  | <b>5,228</b>                              | <b>5,049</b>                              |
| <b>Cash flows from investing activities</b>  |   |   |
| Payment for purchase of property, plant and equipment & intangible assets  | (1,409)                                   | (1,524)                                   |
| Purchase of Property, Plant & Equipments and Intangible Assets   | 221                                       | 51  |
| Investment made in joint venture   | (225)                                     | (175)                                     |
| Purchase of investments  | (59,409)                                  | (40,656)                                  |
| Sale/ Redemption of investments  | 55,879                                    | 24,027                                    |
| Inter-corporate deposits repayment received  | -   | 3,005                                     |
| Purchase of investment properties  | (5,504)                                   | (2,328)                                   |
| Proceeds from sale of investment properties  | 3,507                                     | 1,251                                     |
| Finance income from investment and other interest received   | 9,826                                     | 8,330                                     |
| Rental income  | 669                                       | 544                                       |
| Deposits made  | (2)                                       | (1)                                       |
| <b>Net cash flows from/(used in) investing activities (B)</b>  | <b>3,553</b>                              | <b>(7,476)</b>                            |
| <b>Cash flows from financing activities</b>  |   |   |
| Repayment of lease liabilities   | (962)                                     | (823)                                     |
| Interest paid on debts and borrowings  | (1,709)                                   | (835)                                     |
| Proceeds from borrowings   | 67,475                                    | 43,231                                    |
| Repayment of borrowings  | (73,791)                                  | (39,462)                                  |
| <b>Net cash flows from/ (used in) financing activities (C)</b>   | <b>(8,987)</b>                            | <b>2,111</b>                              |
| <b>Net Decrease in cash and cash equivalents (A + B + C)</b>   | <b>(206)</b>                              | <b>(316)</b>                              |
| <b>Cash and cash equivalents at the beginning of the year</b>  | <b>538</b>                                | <b>854</b>                                |
| <b>Cash and cash equivalents at the end of the year</b>  | <b>332</b>                                | <b>538</b>                                |

### Components of cash and cash equivalents as at end of the year

| Particulars   | Year ended<br>March 31, 2023<br>INR Lakhs | Year ended<br>March 31, 2022<br>INR Lakhs |
|---|---|---|
| Cash and cheques on hand                                    | 1,214                                     | 1,182                                     |
| With scheduled banks - on current accounts                  | 602                                       | 623                                       |
| With scheduled banks - on deposit accounts                  | 16  | 21  |
| <b>Total cash and cash equivalents</b>                      | <b>1,832</b>                              | <b>1,826</b>                              |
| Less: Bank overdraft (refer note 15A)                       | 1,500                                     | 1,288                                     |
| <b>Cash and cash equivalents as per Cash Flow Statement</b> | <b>332</b>                                | <b>538</b>                                |

Refer note 42 for leases reconciliation disclosure

Refer note 15A for debt reconciliation disclosure

See accompanying notes to the consolidated financial statements.

In terms of our report of even date attached

**For B S R and Associates**  
Chartered Accountants  
(Firm registration Number: 128901W)

**David Jones**  
Partner  
Membership No. 098113

**Place:** Gurugram  
**Date:** May 16, 2023

**For and on behalf of the Board of Directors of Hindustan Media Ventures Limited**

**Pumit Kumar Chellaramani**  
Company Secretary

**Praveen Someshwar**  
Managing Director  
(DIN: 01802656)

**Place:** New Delhi  
**Date:** May 16, 2023

**Anup Sharma**  
Chief Financial Officer

**Samudra Bhattacharya**  
Chief Executive Officer

**Shobhana Bhartia**  
Chairperson  
(DIN: 00020648)

# Consolidated Statement of changes in equity

for the year ended March 31, 2023

## A. Equity share capital (refer note 12)

Equity shares of INR 10 each issued, subscribed and fully paid up

| Particulars                         | No of shares       | INR Lakhs    |
|-------------------------------------|--------------------|--------------|
| <b>Balance as at April 1, 2021</b>  | <b>7,36,71,548</b> | <b>7,367</b> |
| Change during the year              | -                  | -            |
| <b>Balance as at March 31, 2022</b> | <b>7,36,71,548</b> | <b>7,367</b> |
| Change during the year              | -                  | -            |
| <b>Balance as at March 31, 2023</b> | <b>7,36,71,548</b> | <b>7,367</b> |

## B. Other equity attributable to equity holders (refer note 13)

(INR Lakhs)

| Particulars                         | Reserve & Surplus |                            |                    |                 |                              |                   | Other Comprehensive Income |  |  | Total           |
|-------------------------------------|-------------------|----------------------------|--------------------|-----------------|------------------------------|-------------------|----------------------------|--|--|-----------------|
|                                     | Capital reserve   | Capital redemption reserve | Securities premium | General Reserve | Share-based payments reserve | Retained earnings | FVTOCI Reserve             | Cash flow hedging reserve* (refer note 36) | Costs of hedging reserve (refer note 36) |                 |
| <b>Balance as at April 1, 2021</b>  | <b>6,645</b>      | <b>1</b>                   | <b>24,239</b>      | <b>688</b>      | <b>49</b>                    | <b>1,19,639</b>   | -                          | <b>(105)</b>                               | <b>(24)</b>                              | <b>1,51,132</b> |
| Profit for the year                 | -                 | -                          | -                  | -               | -                            | 4,059             | -                          | -  | -  | 4,059           |
| Other comprehensive income          | -                 | -                          | -                  | -               | -                            | (131)             | (3,534)                    | 97   | (8)                                      | (3,576)         |
| Share-based payments                | -                 | -                          | -                  | 6               | (6)                          | -                 | -                          | -  | -  | -               |
| <b>Balance as at March 31, 2022</b> | <b>6,645</b>      | <b>1</b>                   | <b>24,239</b>      | <b>694</b>      | <b>43</b>                    | <b>1,23,567</b>   | <b>(3,534)</b>             | <b>(8)</b>                                 | <b>(32)</b>                              | <b>1,51,615</b> |
| Loss for the year                   | -                 | -                          | -                  | -               | -                            | (3,809)           | -                          | -  | -  | (3,809)         |
| Other comprehensive income          | -                 | -                          | -                  | -               | -                            | 170               | (7,845)                    | 28   | 32                                       | (7,615)         |
| Share-based payments                | -                 | -                          | -                  | -               | 5                            | -                 | -                          | -  | -  | 5               |
| <b>Balance as at March 31, 2023</b> | <b>6,645</b>      | <b>1</b>                   | <b>24,239</b>      | <b>694</b>      | <b>48</b>                    | <b>1,19,928</b>   | <b>(11,379)</b>            | <b>20</b>                                  | <b>-</b>                                 | <b>1,40,196</b> |

\* The effective portion of gains and loss on hedging instruments in a cash flow hedge

See accompanying notes to the consolidated financial statements.

In terms of our report of even date attached

**For B S R and Associates**  
Chartered Accountants  
(Firm registration Number: 128901W)

**David Jones**  
Partner  
Membership No. 098113

**Place:** Gurugram  
**Date:** May 16, 2023

**For and on behalf of the Board of Directors of Hindustan Media Ventures Limited**

**Punit Kumar Chellaramani**  
Company Secretary

**Praveen Someshwar**  
Managing Director  
(DIN: 01802656)

**Place:** New Delhi  
**Date:** May 16, 2023

**Anup Sharma**  
Chief Financial Officer

**Samudra Bhattacharya**  
Chief Executive Officer

**Shobhana Bhartia**  
Chairperson  
(DIN: 00020648)



## Notes to consolidated financial statements

for the year ended March 31, 2023

### 1. Corporate information

The Group consists of Hindustan Media Ventures Limited ("HMVL" or "the Company" or "the Parent Company") and its subsidiary and joint venture (hereinafter referred to as "the Group"). Hindustan Media Ventures Limited is a Public Limited Company domiciled in India & incorporated under the provision of the Companies Act, 1913. Its shares are listed on Bombay Stock Exchange (BSE) & National Stock Exchange (NSE).

HT Media Limited ("Holding Company") holds 74.40% of Equity Share Capital of the Company. The Group is engaged in the business of publishing 'Hindustan', a Hindi Daily. The Company is also engaged into the business of running digital over-the-top (OTT) platform with the name 'OTT Play'. The registered office of the Company is located at Budh Marg, Patna- 800001.

Information on other related party relationships of the Group is provided in Note 34.

The consolidated financial statements of the Group for the year ended March 31, 2023 are authorised for issue in accordance with a resolution of the Board of Directors on May 16, 2023.

### 2. Significant accounting policies

#### 2.1 Basis of preparation

The consolidated financial statements of the Group have been prepared in accordance with the Indian Accounting Standards ('Ind AS') specified in the Companies (Indian Accounting Standards) Rules, 2015 (as amended) under Section 133 of the Companies Act 2013 (the "accounting principles generally accepted in India").

The accounting policies are applied consistently to all the periods presented in the financial statements.

The consolidated financial statements have been prepared on a historical cost basis, except for the following assets and liabilities which have been measured at fair value:

- Derivative financial instruments measured at fair value;
- Certain financial assets and liabilities measured at fair value (refer accounting policy regarding financial instruments)

- Defined benefit plans - plan assets measured at fair value;

The consolidated financial statements are presented in Indian Rupees (INR) and all values are rounded to nearest lakhs, which is also the Group's functional currency.

#### 2.2 Basis of consolidation

The consolidated financial statements comprise the financial statements of the Company and its subsidiary and joint venture. Control is achieved when the Group is exposed, or has rights, to variable returns from its involvement with the investee and has the ability to affect those returns through its power over the investee. Specifically, the Group controls an investee if and only if the Group has:

- Power over the investee (i.e. existing rights that give it the current ability to direct the relevant activities of the investee)
- Exposure, or rights, to variable returns from its involvement with the investee, and
- The ability to use its power over the investee to affect its returns

Generally, there is a presumption that a majority of voting rights result in control. To support this presumption and when the Group has less than a majority of the voting or similar rights of an investee, the Group considers all relevant facts and circumstances in assessing whether it has power over an investee, including:

- The contractual arrangement with the other vote holders of the investee
- Rights arising from other contractual arrangements
- The Group's voting rights and potential voting rights

The size of the group's holding of voting rights relative to the size and dispersion of the holdings of the other voting rights holders

The Group re-assesses whether or not it controls an investee if facts and circumstances indicate that there are changes to one or more of the three elements of control. Consolidation of a subsidiary begins when the Group obtains control over the subsidiary and ceases when the Group loses control of the

# Notes to consolidated financial statements

for the year ended March 31, 2023

subsidiary. Assets, liabilities, income and expenses of a subsidiary acquired or disposed off during the year are included in the consolidated financial statements from the date the Group gains control until the date the Group ceases to control the subsidiary.

Consolidated financial statements are prepared using uniform accounting policies for like transactions and other events in similar circumstances. If a member of the group uses accounting policies other than those adopted in the consolidated financial statements for like transactions and events in similar circumstances, appropriate adjustments are made to that group member's financial statements in preparing the consolidated financial statements to ensure conformity with the group's accounting policies.

The financial statements of all entities used for the purpose of consolidation are drawn up to same reporting date as that of the parent company, i.e., year ended on 31 March.

Consolidation procedure:

## i) Subsidiary:

- (a) Combine like items of assets, liabilities, equity, income, expenses and cash flows of the parent with those of its subsidiary.
- (b) Offset (eliminate) the carrying amount of the parent's investment in each subsidiary and the parent's portion of equity of each subsidiary. Business combinations policy explains how to account for any related goodwill.
- (c) Eliminate in full intragroup assets and liabilities, equity, income, expenses and cash flows relating to transactions between entities of the group (profits or losses resulting from intragroup transactions that are recognised in assets, such as inventory and property, plant and equipment are eliminated in full). Ind-AS 12 *Income Taxes* applies to temporary differences that arise from the elimination of profits and losses resulting from intragroup transactions.

Profit or loss and each component of other comprehensive income (OCI) are attributed to the equity holders of the parent of the Group and to the non-controlling interests, even if this results in the non-controlling interests having a deficit balance. When necessary, adjustments are made to the financial statements of

subsidiary to bring their accounting policies into line with the Group's accounting policies.

A change in the ownership interest of a subsidiary, without a loss of control, is accounted for as an equity transaction. If the Group loses control over a subsidiary, it:

- Derecognises the assets (including goodwill) and liabilities of the subsidiary
- Derecognises the carrying amount of any non-controlling interests
- Derecognises the cumulative translation differences recorded in equity
- Recognises the fair value of the consideration received
- Recognises the fair value of any investment retained
- Recognises any surplus or deficit in profit or loss
- Reclassifies the parent's share of components previously recognised in OCI to profit or loss or retained earnings, as appropriate, as would be required if the Group had directly disposed of the related assets or liabilities

## ii) Joint ventures:

Interests in joint ventures are accounted for using the equity method, after initially being recognised at cost in the consolidated balance sheet.

## 2.3 Summary of significant accounting policies

### a) Business combinations and goodwill

Business combinations are accounted for using the acquisition method, other than common control transactions. The cost of an acquisition is measured as the aggregate of the consideration transferred measured at acquisition date fair value and the amount of any non-controlling interests in the acquiree. For each business combination, the Group elects whether to measure the non-controlling interests in the acquiree at fair value or at the proportionate share of the acquiree's identifiable net assets. Acquisition-related costs are expensed as incurred.

At the acquisition date, the identifiable assets acquired and the liabilities assumed are recognised at their acquisition date fair values. For this purpose,

# Notes to consolidated financial statements

for the year ended March 31, 2023

the liabilities assumed include contingent liabilities representing present obligation and they are measured at their acquisition fair values irrespective of the fact that outflow of resources embodying economic benefits is not probable. However, the following assets and liabilities acquired in a business combination are measured at the basis indicated below:

- Deferred tax assets or liabilities, and the assets or liabilities related to employee benefit arrangements are recognised and measured in accordance with Ind-AS 12 Income Tax and Ind-AS 19 Employee Benefits respectively.
- Liabilities or equity instruments related to share based payment arrangements of the acquiree or share – based payments arrangements of the Group entered into to replace share-based payment arrangements of the acquiree are measured in accordance with Ind-AS 102 Share-based Payments at the acquisition date.

When the Group acquires a business, it assesses the financial assets and liabilities assumed for appropriate classification and designation in accordance with the contractual terms, economic circumstances and pertinent conditions as at the acquisition date. This includes the separation of embedded derivatives in host contracts by the acquiree.

If the business combination is achieved in stages, any previously held equity interest is re-measured at its acquisition date fair value and any resulting gain or loss is recognised in profit or loss or OCI, as appropriate.

Any contingent consideration to be transferred by the acquirer is recognised at fair value at the acquisition date. Contingent consideration classified as an asset or liability that is a financial instrument and within the scope of Ind-AS 109 Financial Instruments, is measured at fair value with changes in fair value recognised in profit or loss. If the contingent consideration is not within the scope of Ind-AS 109, it is measured in accordance with the appropriate Ind-AS. Contingent consideration that is classified as equity is not re-measured at subsequent reporting dates and subsequent its settlement is accounted for within equity.

Goodwill is initially measured at cost, being the excess of the aggregate of the consideration transferred and the amount recognised for non-controlling interests, and any previous interest held, over the net

identifiable assets acquired and liabilities assumed. If the fair value of the net assets acquired is in excess of the aggregate consideration transferred, the Group re-assesses whether it has correctly identified all of the assets acquired and all of the liabilities assumed and reviews the procedures used to measure the amounts to be recognised at the acquisition date. If the reassessment still results in an excess of the fair value of net assets acquired over the aggregate consideration transferred, then the gain is recognised in OCI and accumulated in equity as capital reserve. However, if there is no clear evidence of bargain purchase, the entity recognises the gain directly in equity as capital reserve, without routing the same through OCI.

After initial recognition, goodwill is measured at cost less any accumulated impairment losses. For the purpose of impairment testing, goodwill acquired in a business combination is, from the acquisition date, allocated to each of the Group's cash-generating units that are expected to benefit from the combination, irrespective of whether other assets or liabilities of the acquiree are assigned to those units.

A cash generating unit to which goodwill has been allocated is tested for impairment annually, or more frequently when there is an indication that the unit may be impaired. If the recoverable amount of the cash generating unit is less than its carrying amount, the impairment loss is allocated first to reduce the carrying amount of any goodwill allocated to the unit and then to the other assets of the unit pro rata based on the carrying amount of each asset in the unit. Any impairment loss for goodwill is recognised in profit or loss. An impairment loss recognised for goodwill is not reversed in subsequent periods.

Where goodwill has been allocated to a cash-generating unit and part of the operation within that unit is disposed off, the goodwill associated with the disposed operation is included in the carrying amount of the operation when determining the gain or loss on disposal. Goodwill disposed in these circumstances is measured based on the relative values of the disposed operation and the portion of the cash-generating unit retained.

If the initial accounting for a business combination is incomplete by the end of the reporting period in which the combination occurs, the Group reports provisional amounts for the items for which the accounting is incomplete. Those provisional amounts are adjusted through goodwill during the measurement period,

# Notes to consolidated financial statements

for the year ended March 31, 2023

or additional assets or liabilities are recognised, to reflect new information obtained about facts and circumstances that existed at the acquisition date that, if known, would have affected the amounts recognized at that date. These adjustments are called as measurement period adjustments. The measurement period does not exceed one year from the acquisition date.

## b) Business combinations - common control transactions

Common control business combination means a business combination involving entities or businesses in which all the combining entities or businesses are ultimately controlled by the same party or parties both before and after the business combination, and that control is not transitory.

Common control business combination are accounted for using the pooling of interests method as follows:

- The assets and liabilities of the combining entities are reflected at their carrying amounts.
- No adjustments are made to reflect fair values, or recognise any new assets or liabilities. Adjustments are only made to harmonise accounting policies.
- The financial information in the financial statements in respect of prior periods is restated as if the business combination had occurred from the beginning of the preceding period in the financial statements, irrespective of the actual date of the combination. However, where the business combination had occurred after that date, the prior period information is restated only from that date.
- The balance of the retained earnings appearing in the financial statements of the transferor is aggregated with the corresponding balance appearing in the financial statements of the transferee or is adjusted against general reserve.
- The identity of the reserves are preserved and the reserves of the transferor become the reserves of the transferee.
- The difference, if any, between the amounts recorded as share capital issued plus any additional consideration in the form of cash or other assets and the amount of share capital of

the transferor is transferred to capital reserve and is presented separately from other capital reserves

## c) Investment in joint ventures

A joint venture is a type of joint arrangement whereby the parties that have joint control of the arrangement have rights to the net assets of the joint venture. Joint control is the contractually agreed sharing of control of an arrangement, which exists only when decisions about the relevant activities require unanimous consent of the parties sharing control.

The considerations made in determining whether significant influence or joint control are similar to those necessary to determine control over the subsidiary.

The Group's investment in its joint venture are accounted for using the equity method. Under the equity method, the investment in joint venture is initially recognised at cost. The carrying amount of the investment is adjusted to recognise changes in the Group's share of net assets of the joint venture since the acquisition date. Goodwill relating to the joint venture is included in the carrying amount of the investment and is not tested for impairment individually.

The statement of profit and loss reflects the Group's share of the results of operations of the joint venture. Any change in OCI of those investees is presented as part of the Group's OCI. In addition, when there has been a change recognised directly in the equity of the joint venture, the Group recognises its share of any changes, when applicable, in the statement of changes in equity. Unrealised gains and losses resulting from transactions between the Group and the joint venture are eliminated to the extent of the interest in the joint venture.

If an entity's share of losses of a joint venture equals or exceeds its interest in the joint venture (which includes any long term interest that, in substance, form part of the Group's net investment in the joint venture), the entity discontinues recognising its share of further losses. Additional losses are recognised only to the extent that the Group has incurred legal or constructive obligations or made payments on behalf of the joint venture. If the joint venture subsequently reports profits, the entity resumes recognising its share of those profits only after its share of the profits equals the share of losses not recognised.

# Notes to consolidated financial statements

for the year ended March 31, 2023

The aggregate of the Group's share of profit or loss of a joint venture is shown on the face of the statement of profit and loss.

The financial statements of the joint venture are prepared for the same reporting period as the Group. When necessary, adjustments are made to bring the accounting policies in line with those of the Group.

After application of the equity method, the Group determines whether it is necessary to recognise an impairment loss on its investment in its joint venture. At each reporting date, the Group determines whether there is objective evidence that the investment in the joint venture is impaired. If there is such evidence, the Group calculates the amount of impairment as the difference between the recoverable amount of the joint venture and its carrying value, and then recognises the loss as 'Share of profit of a joint venture' in the statement of profit or loss.

Upon loss of joint control over the joint venture, the Group measures and recognises any retained investment at its fair value. Any difference between the carrying amount of the joint venture upon loss of joint control and the fair value of the retained investment and proceeds from disposal is recognised in profit or loss.

## d) Current versus non-current classification

The Group presents assets and liabilities in the balance sheet based on current/ non-current classification. An asset is treated as current when it is:

- Expected to be realised or intended to sold or consumed in normal operating cycle
- Held primarily for the purpose of trading
- Expected to be realised within twelve months after the reporting period, or
- Cash or cash equivalent unless restricted from being exchanged or used to settle a liability for at least twelve months after the reporting period.

All other assets are classified as non-current.

A liability is current when:

- It is expected to be settled in normal operating cycle
- It is held primarily for the purpose of trading
- It is due to be settled within twelve months after

the reporting period, or

- There is no unconditional right to defer the settlement of the liability for at least twelve months after the reporting period

The Group classifies all other liabilities as non-current.

Deferred tax assets and liabilities are classified as non-current assets and liabilities.

The operating cycle is the time between publishing of advertisement and circulation of newspaper and its realisation in cash and cash equivalents. The Group has identified twelve months as its operating cycle.

## e) Foreign currencies

The Group's consolidated financial statements are presented in INR, which is also the parent company's functional currency. For each entity the Group determines the functional currency and items included in the financial statements of each entity are measured using that functional currency. The Group uses the direct method of consolidation and on disposal of a foreign operation the gain or loss that is reclassified to profit or loss reflects the amount that arises from using this method.

### Transactions and Balances

Transactions in foreign currencies are initially recorded by the Group's entities at their respective functional currency spot rates at the date the transaction first qualifies for recognition. However, for practical reasons, the Group uses monthly average rate if the average approximates the actual rate at the date of the transaction.

Monetary assets and liabilities denominated in foreign currencies are translated at the functional currency spot rates of exchange at the reporting date.

Exchange differences arising on the settlement of monetary items or on restatement of the Parent Company's monetary items at rates different from those at which they were initially recorded during the period, or reported in previous financial statements, are recognized as income or as expenses in the period in which they arise. They are deferred in equity if they relate to qualifying cash flow hedges.

Non-monetary items that are measured in terms of historical cost in a foreign currency are translated

# Notes to consolidated financial statements

for the year ended March 31, 2023

using the exchange rates at the dates of the initial transactions.

Exchange differences pertaining to long term foreign currency loans obtained or re-financed on or before 31 March 2016:

- Exchange differences on long-term foreign currency monetary items relating to acquisition of depreciable assets are adjusted to the carrying cost of the assets and depreciated over the balance life of the assets in accordance with option available under Ind-AS 101 (first time adoption).

Exchange differences pertaining to long term foreign currency loans obtained or re-financed on or after 1 April 2016:

The exchange differences pertaining to long term foreign currency loans obtained or re-financed on or after 1 April 2016 is charged off or credited to the statement of profit & loss account under Ind-AS.

## f) Fair value measurement

The Group measures financial instruments, such as, derivatives and certain investments at fair value at each reporting/ balance sheet date.

Fair value is the price that would be received to sell an asset or paid to transfer a liability in an orderly transaction between market participants at the measurement date. The fair value measurement is based on the presumption that the transaction to sell the asset or transfer the liability takes place either:

- In the principal market for the asset or liability, or
- In the absence of a principal market, in the most advantageous market for the asset or liability

The principal or the most advantageous market must be accessible by the Group.

The fair value of an asset or a liability is measured using the assumptions that market participants would use when pricing the asset or liability, assuming that market participants act in their economic best interest.

A fair value measurement of a non-financial asset takes into account a market participant's ability to generate economic benefits by using the asset in its highest and best use or by selling it to another market participant that would use the asset in its highest and best use.

The Group uses valuation techniques that are appropriate in the circumstances and for which sufficient data are available to measure fair value, maximising the use of relevant observable inputs and minimising the use of unobservable inputs.

All assets and liabilities for which fair value is measured or disclosed in the financial statements are categorised within the fair value hierarchy, described as follows, based on the lowest level input that is significant to the fair value measurement as a whole:

- Level 1 — Quoted (unadjusted) market prices in active markets for identical assets or liabilities
- Level 2 — Valuation techniques for which inputs are inputs other than quoted prices included within Level 1 that are observable for the asset or liability, either directly or indirectly
- Level 3 — Valuation techniques for which inputs are unobservable inputs for the asset or liability

For assets and liabilities that are recognised in the financial statements on a recurring basis, the Group determines whether transfers have occurred between levels in the hierarchy by re-assessing categorisation (based on the lowest level input that is significant to the fair value measurement as a whole) at the end of each reporting period.

For the purpose of fair value disclosures, the Group has determined classes of assets and liabilities on the basis of the nature, characteristics and risks of the asset or liability and the level of the fair value hierarchy as explained above.

This note summarises accounting policy for fair value. Other fair value related disclosures are given in the relevant notes :

- Disclosures for valuation methods, significant estimates and assumptions (Note 37)
- Quantitative disclosures of fair value measurement hierarchy (Note 37)
- Investment properties (Note 4)
- Financial instruments (including those carried at amortised cost) (Note 37)

## g) Revenue recognition

Revenue is recognised to the extent that it is probable that the economic benefits will flow to the Group and

# Notes to consolidated financial statements

for the year ended March 31, 2023

the revenue can be reliably measured, regardless of when the payment is being made.

Revenue towards satisfaction of a performance obligation is measured at the amount of transaction price (net of variable consideration) allocated to that performance obligation. The transaction price of goods sold and services rendered is net of variable consideration on account of various discounts and schemes offered by the Company as part of the contract.

Revenue excludes taxes collected from customers. The Group has concluded that it is the principal in all of its revenue arrangements since it is the primary obligor in all the revenue arrangements as it has pricing latitude and is also exposed to inventory and credit risks.

Goods and Service Tax (GST) is not received by the Group on its own account. Rather, it is tax collected on behalf of the government. Accordingly, it is excluded from revenue.

## Contract asset and unbilled receivables

Contract asset represents the Group's right to consideration in exchange for services that the Group has transferred to a customer when that right is conditioned on something other than the passage of time.

When there is unconditional right to receive cash, and only passage of time is required to do invoicing, the same is presented as unbilled receivable.

## Contract liability

A contract liability is recognised if a payment is received or a payment is due (whichever is earlier) from a customer before the Group transfers the related goods or services and the Company is under an obligation to provide only the goods or services under the contract. Contract liabilities are recognised as revenue when the Group performs under the contract (i.e., transfers control of the related goods or services to the customer).

The specific recognition criteria described below must also be met before revenue is recognised:

## Advertisements

Revenue is recognized as and when advertisement is published/ displayed and when it is "probable" that the Group will collect the consideration it is entitled

to in exchange for the services it transfers to the customer.

Revenue from advertisement is measured at the amount of transaction price (net of variable consideration) allocated to that performance obligation. The transaction price is net of variable consideration on account of various discounts and schemes offered by the Company as part of the contract.

## Sale of News & Publications, Waste Papers and Scrap

Revenue from the sale of newspaper & publications are recognised when the newspaper and publications are delivered to the distributor. Revenue from the sale of waste papers/scrap is recognised when the control is transferred to the buyer, usually on delivery of the waste papers/scrap.

Revenue from the sale of goods is measured at the amount of transaction price (net of variable consideration) allocated to that performance obligation. The transaction price is net of variable consideration on account of various discounts and schemes offered by the Company as part of the contract.

For contracts with a significant financing component, an entity adjusts the promised consideration to reflect the time value of money.

Management also extends a right to return to its customers which it believes is a form of variable consideration. Revenue recognition is limited to amounts for which it is "highly probable" a significant reversal will not occur (i.e. it is highly probable the goods will not be returned). A refund liability is established for the expected amount of refunds and credits to be issued to customers.

## Printing Job Work

Revenue from printing job work is recognized on the stage of completion of job work as per terms of the agreement.

Revenue from job work is measured at the amount of transaction price (net of variable consideration) allocated to that performance obligation. The transaction price is net of variable consideration on account of various discounts and schemes offered by the Company as part of the contract.

# Notes to consolidated financial statements

for the year ended March 31, 2023

## OTT Play Subscription revenue

Subscription revenue is recognized over the period of the subscription, in accordance with the established principles of accrual accounting. Unearned revenues are reported on the balance sheet as deferred revenue.

## Interest income

For all debt instruments measured at amortised cost, interest income is recorded using the effective interest rate (EIR). EIR is the rate that exactly discounts the estimated future cash payments or receipts over the expected life of the financial instrument or a shorter period, where appropriate, to the gross carrying amount of the financial asset or to the amortised cost of a financial liability. When calculating the effective interest rate, the Group estimates the expected cash flows by considering all the contractual terms of the financial instrument (for example, prepayment, extension, call and similar options) but does not consider the expected credit losses. Interest income is included in other income in the statement of profit and loss.

## Dividends

Revenue is recognised when the Group's right to receive the payment is established, which is generally when shareholders approve the dividend.

## h) Government grants

Government grants are recognised where there is reasonable assurance that the grant will be received and all attached conditions will be complied with. When the grant relates to an expense item, it is recognised as income on a systematic basis over the periods that the related costs, for which it is intended to compensate, are expensed. When the grant relates to an asset, it is recognised as income in equal amounts over the expected useful life of the related asset.

When the Group receives grants for purchase of property, plant and equipment, the asset and the grant are recorded at fair value amounts and released to statement of profit and loss over the expected useful life of the asset.

## i) Taxes

### Current income tax

Tax expense comprises current and deferred tax.

Current income tax is measured at the amount expected to be paid to the tax authorities in accordance with the Income Tax Act, 1961.

Current income tax assets and liabilities are measured at the amount expected to be recovered from or paid to the taxation authorities. The tax rates and tax laws used to compute the amount are those that are enacted or substantively enacted, at the reporting date.

Current income tax relating to items recognised outside profit or loss is recognised outside profit or loss (either in other comprehensive income or in equity). Current tax items are recognised in correlation to the underlying transaction either in OCI or directly in equity. Management periodically evaluates positions taken in the tax returns with respect to situations in which applicable tax regulations are subject to interpretation and establishes provisions where appropriate.

Appendix C to Ind AS 12, Income Taxes dealing with accounting for uncertainty over income tax treatments does not have any material impact on financial statements of the Group.

### Deferred tax

Deferred tax is provided considering temporary differences between the tax bases of assets and liabilities and their carrying amounts for financial reporting purposes at the reporting date.

Deferred tax liabilities are recognised for all taxable temporary differences.

Deferred tax assets are recognised for all deductible temporary differences, the carry forward of unused tax credits and any unused tax losses. Deferred tax assets are recognised to the extent that it is probable with convincing evidence that taxable profit will be available against which the deductible temporary differences, and the carry forward of unused tax credits and unused tax losses can be utilised.

Deferred tax assets and liabilities are measured at the tax rates that are expected to apply in the year when the asset is realised or the liability is settled, based on tax rates (and tax laws) that have been enacted or substantively enacted at the reporting date.



# Notes to consolidated financial statements

for the year ended March 31, 2023

Deferred tax relating to items recognised outside profit or loss is recognised outside profit or loss. Deferred tax items are recognised in correlation to the underlying transaction either in OCI or directly in equity.

Deferred tax assets and deferred tax liabilities are offset if and only if it has a legally enforceable right to set off current tax assets and current tax liabilities and the deferred tax assets and deferred tax liabilities relate to income taxes levied by the same taxation authority on either the same taxable entity or different taxable entities which intend either to settle current tax liabilities and assets on a net basis, or to realise the assets and settle the liabilities simultaneously, in each future period in which significant amounts of deferred tax liabilities or assets are expected to be settled or recovered.

## **GST/ value added taxes paid on acquisition of assets or on incurring expenses**

Expenses and assets are recognised net of the amount of GST/ value added taxes paid, except:

- When the tax incurred on a purchase of assets or services is not recoverable from the taxation authority, in which case, the tax paid is recognised as part of the cost of acquisition of the asset or as part of the expense item, as applicable
- When receivables and payables are stated with the amount of tax included

The net amount of tax recoverable from, or payable to, the taxation authority is included as part of receivables or payables in the balance sheet.

## **j) Non- current assets held for sale**

Non-current assets (or disposal groups) are classified as held for sale if their carrying amount will be recovered principally through a sale transaction rather than through continuing use and a sale is considered highly probable. They are measured at the lower of their carrying amount and fair value less costs to sell, except for assets such as deferred tax assets, assets arising from employee benefits, financial assets and contractual rights under insurance contracts, which are specifically exempt from this requirement.

## **k) Non- current assets held for sale**

Non-current assets (or disposal groups) are classified as held for sale if their carrying amount will be

recovered principally through a sale transaction rather than through continuing use and a sale is considered highly probable. They are measured at the lower of their carrying amount and fair value less costs to sell, except for assets such as deferred tax assets, assets arising from employee benefits, financial assets and contractual rights under insurance contracts, which are specifically exempt from this requirement.

## **l) Property, plant and equipment**

The Group has applied the one time transition option of considering the carrying cost of property, plant & equipment and intangibles assets on the transition date i.e. April 1, 2015 as the deemed cost under Ind-AS.

Construction in progress is stated at cost, net of accumulated impairment losses, if any. Plant and equipment is stated at cost, net of accumulated depreciation and accumulated impairment losses, if any. Such cost includes the cost of replacing part of the plant and equipment and borrowing costs for long-term construction projects if the recognition criteria are met.

Cost comprises the purchase price, borrowing costs if capitalization criteria are met and any directly attributable cost of bringing the asset to its working condition for the intended use. Any trade discounts and rebates are deducted in arriving at the purchase price.

### **Recognition:**

The cost of an item of property, plant and equipment shall be recognised as an asset if, and only if:

- (a) it is probable that future economic benefits associated with the item will flow to the entity; and
- (b) the cost of the item can be measured reliably.

When significant parts of plant and equipment are required to be replaced at intervals, the Group depreciates them separately based on their specific useful life. Likewise, when a major inspection is performed, its cost is recognised in the carrying amount of the plant and equipment as a replacement if the recognition criteria are satisfied. All other repair and maintenance costs are recognised in profit or loss as incurred. The present value of the expected cost for the decommissioning of an asset after its use is

# Notes to consolidated financial statements

for the year ended March 31, 2023

included in the cost of the respective asset if the recognition criteria for a provision are met.

## Depreciation methods, estimated useful life and residual value

Depreciation is calculated on a straight-line basis over the estimated useful life of the assets as follows:

| Type of asset                            | Useful life estimated by management (Years) |
|--|---|
| Plant and Machinery                      | 2-21  |
| Buildings (Factory)                      | 10-30                                       |
| Buildings (other than factory buildings) | 3-60  |
| Furniture and Fixtures                   | 2-10  |
| IT Equipment                             | 3-6   |
| Office Equipment                         | 2-5   |
| Vehicles                                 | 8   |

The Group, based on technical assessment made by the management depreciates certain assets over estimated useful life which are different from the useful life prescribed in Schedule II to the Companies Act, 2013. The management has estimated, supported by technical assessment, the useful life of certain plant and machinery as 16 to 21 years. These useful life are higher than those indicated in schedule II to the Companies Act, 2013. The management believes that these estimated useful life are realistic and reflect a fair approximation of the period over which the assets are likely to be used.

Property, Plant and Equipment which are added/discharged during the year, depreciation is provided on pro-rata basis with reference to the month of addition/deletion.

An item of property, plant and equipment and any significant part initially recognised is derecognised upon disposal or when no future economic benefits are expected from its use or disposal. Any gain or loss arising on de-recognition of the asset (calculated as the difference between the net disposal proceeds and the carrying amount of the asset) is included in the income statement when the asset is derecognised.

Subsequent expenditure can be capitalised only if it

is probable that future economic benefits associated with the expenditure will flow to the group.

Expenditure directly attributable to construction activity is capitalized. Other indirect costs incurred during the construction periods which are not directly attributable to construction activity are charged to Statement of Profit and Loss. Reinvested income earned during the construction period is adjusted against the total of indirect expenditure.

The residual values, useful life and methods of depreciation of property, plant and equipment are reviewed at each financial year end and adjusted prospectively, if appropriate.

## m) Investment properties

Investment properties are properties (land and buildings) that are held for long-term rental yields and/or for capital appreciation. Investment properties are measured initially at cost, including transaction costs. Subsequent to initial recognition, investment properties are stated at cost less accumulated depreciation and accumulated impairment loss, if any.

The Group depreciates building component of investment property over 30 years from the date property is ready for possession.

Though the Group measures investment property using cost based measurement, the fair value of investment property is disclosed in the notes. Fair values are determined based on an annual evaluation performed by an accredited external independent valuer.

On transition to Ind AS, the Group has elected to continue with the carrying value of all of its Investment properties recognised as at 1st April 2015 measured as per the Indian GAAP and use that carrying value as the deemed cost of the Investment Properties.

Investment properties are derecognised either when they have been disposed of or when they are permanently withdrawn from use and no future economic benefit is expected from their disposal. The difference between the net disposal proceeds and the carrying amount of the asset is recognised in profit or loss in the period of de-recognition.

Investment properties that meet the criteria to

## Notes to consolidated financial statements

for the year ended March 31, 2023

be classified as held for sale are measured and presented in accordance with Ind AS 105.

### n) Intangible assets

Intangible assets acquired separately are measured on initial recognition at cost. The cost of intangible assets acquired in a business combination is their fair value at the date of acquisition. Following initial recognition, intangible assets are carried at cost less any accumulated amortisation and accumulated impairment losses. Internally generated intangibles, excluding capitalised development costs, are not capitalised and the related expenditure is reflected in profit or loss in the period in which the expenditure is incurred.

Value for individual software license acquired from HT Media Limited in an earlier year is allocated based on the valuation carried out by an independent expert at the time of acquisition.

On transition to Ind AS, the Group has elected to continue with the carrying value of all of its Intangible assets recognised as at 1st April 2015 measured as per the previous GAAP and use that carrying value as the deemed cost of the Intangible assets.

The useful life of intangible assets is assessed as either finite or indefinite.

Intangible assets with finite life are amortised over the useful economic life and assessed for impairment whenever there is an indication that the intangible asset may be impaired. The amortisation period and the amortisation method for an intangible asset with a finite useful life are reviewed at least at the end of each reporting period. Changes in the expected useful life or the expected pattern of consumption of future economic benefits embodied in the asset are considered to modify the amortisation period or method, as appropriate, and are treated as changes in accounting estimates.

The amortisation expense on intangible assets with finite life is recognised in the statement of profit and loss.

Intangible assets with indefinite useful life are not amortised, but are tested for impairment annually, either individually or at the cash-generating unit level. The assessment of indefinite life is reviewed annually to determine whether the indefinite life continues to be supportable. If not, the change in useful life from indefinite to finite is made on a prospective basis.

Intangible assets with finite life are amortized on straight line basis using the estimated useful life as follows:

| Intangible Assets | Useful life (in years) |
|-------------------|------------------------|
| Software Licenses | 1 - 6                  |
| Brand             | Indefinite useful life |

An intangible asset is derecognised upon disposal (i.e., at the date the recipient obtains control) or when no future economic benefits are expected from its use or disposal. Any gain or loss arising upon derecognition of the asset (calculated as the difference between the net disposal proceeds and the carrying amount of the asset) is included in the statement of profit or loss.

### o) Borrowing costs

Borrowing costs directly attributable to the acquisition, construction or production of an asset that necessarily takes a substantial period of time to get ready for its intended use or sale are capitalised as part of the cost of the asset. All other borrowing costs are expensed in the period in which they occur. Borrowing costs consist of interest and other costs that an entity incurs in connection with the borrowing of funds. Borrowing cost also includes exchange differences to the extent regarded as an adjustment to the borrowing costs.

### p) Leases

A contract is, or contains, a lease if the contract conveys the right to control the use of an identified asset for a period of time in exchange for consideration.

#### Group as a lessee

The Group recognises right-of-use asset representing its right to use the underlying asset for the lease term at the lease commencement date. The cost of the right-of-use asset measured at inception shall comprise of the amount of the initial measurement of the lease liability adjusted for any lease payments made at or before the commencement date less any lease incentives received, plus any initial direct costs incurred and an estimate of costs to be incurred by the lessee in dismantling and removing the underlying asset or restoring the underlying asset or site on which it is located. The right-of-use assets is subsequently measured at cost less any accumulated depreciation, accumulated impairment losses, if any

# Notes to consolidated financial statements

for the year ended March 31, 2023

and adjusted for any remeasurement of the lease liability. The right-of-use assets is depreciated using the straight-line method from the commencement date over the shorter of lease term or useful life of right-of-use asset. The estimated useful lives of right-of-use assets are determined on the same basis as those of property, plant and equipment. Right-of-use assets are tested for impairment whenever there is any indication that their carrying amounts may not be recoverable. Impairment loss, if any, is recognised in the statement of profit and loss.

The Group measures the lease liability at the present value of the lease payments that are not paid at the commencement date of the lease. The lease payments are discounted using the interest rate implicit in the lease, if that rate can be readily determined. If that rate cannot be readily determined, the Group uses incremental borrowing rate. The lease payments shall include fixed payments, variable lease payments, residual value guarantees, exercise price of a purchase option where the Group is reasonably certain to exercise that option and payments of penalties for terminating the lease, if the lease term reflects the lessee exercising an option to terminate the lease. After the commencement date, the amount of lease liabilities is increased to reflect the accretion of interest and reduced for the lease payments made. The lease liability is subsequently remeasured by increasing the carrying amount to reflect interest on the lease liability, reducing the carrying amount to reflect the lease payments made and remeasuring the carrying amount to reflect any reassessment or lease modifications or to reflect revised in-substance fixed lease payments. The Group recognises the amount of the re-measurement of lease liability due to modification as an adjustment to the right-of-use asset and statement of profit and loss depending upon the nature of modification. Where the carrying amount of the right-of-use asset is reduced to zero and there is a further reduction in the measurement of the lease liability, the Group recognises any remaining amount of the re-measurement in statement of profit and loss.

The Group has elected not to apply the requirements of Ind AS 116 to short-term leases of all assets that have a lease term of 12 months or less and leases for which the underlying asset is of low value. The lease payments associated with these leases are recognised as an expense on a straight-line basis over the lease term.

As a practical expedient a lessee (the Group) has elected, by class of underlying asset, not to separate

lease components from any associated non-lease components. A lessee (the Group) accounts for the lease component and the associated non-lease components as a single lease component.

## Group as a lessor

At the inception of the lease the Group classifies each of its leases as either an operating lease or a finance lease. The Group recognises lease payments received under operating leases as income on a straight-line basis over the lease term. In case of a finance lease, finance income is recognised over the lease term based on a pattern reflecting a constant periodic rate of return on the lessor's net investment in the lease.

## q) Inventories

Inventories are valued as follows :

|                                     |   |
|-------------------------------------|---|
| Raw materials, stores and spares    | Lower of cost and net realizable value. However, material and other items held for use in the production of inventories are not written down below cost if the finished products in which they will be incorporated are expected to be sold at or above cost. Cost is determined on a weighted average basis. |
| Work-in-progress and finished goods | Lower of cost and net realizable value. Cost includes direct materials and a proportion of manufacturing overheads based on normal operating capacity. Cost is determined on a weighted average basis.  |
| Scrap and waste papers              | At net realizable value   |

Net realisable value is the estimated selling price in the ordinary course of business, less estimated costs of completion and the estimated costs necessary to make the sale.

## r) Impairment of non-financial assets

For assets with definite useful life, the Group assesses, at each reporting date, whether there is an indication that an asset may be impaired. If any indication exists, or when annual impairment testing for an asset is required, the Group estimates the asset's recoverable amount. An asset's recoverable amount is the higher of an asset's or cash-generating

# Notes to consolidated financial statements

for the year ended March 31, 2023

unit's (CGU) fair value less costs of disposal and its value in use. Recoverable amount is determined for an individual asset, unless the asset does not generate cash inflows that are largely independent of those from other assets or groups of assets. When the carrying amount of an asset or CGU exceeds its recoverable amount, the asset is considered impaired and is written down to its recoverable amount.

In assessing value in use, the estimated future cash flows are discounted to their present value using a pre-tax discount rate that reflects current market assessments of the time value of money and the risks specific to the asset. In determining fair value less costs of disposal, recent market transactions are taken into account. If no such transactions can be identified, an appropriate valuation model is used. These calculations are corroborated by valuation multiples, quoted share prices for publicly traded Group's or other available fair value indicators.

The Group bases its impairment calculation on detailed budgets and forecast calculations, which are prepared separately for each of the Group's CGUs to which the individual assets are allocated. These budgets and forecast calculations generally cover a period of five years. For longer periods, a long-term growth rate is calculated and applied to project future cash flows after the fifth year. To estimate cash flow projections beyond periods covered by the most recent budgets/forecasts, the Group extrapolates cash flow projections in the budget using a steady or declining growth rate for subsequent years, unless an increasing rate can be justified. In any case, this growth rate does not exceed the long-term average growth rate for the products, industries, or country or countries in which the entity operates, or for the market in which the asset is used.

Impairment losses of continuing operations, including impairment on inventories, are recognised in the statement of profit and loss.

An assessment is made at each reporting date to determine whether there is an indication that previously recognised impairment losses no longer exist or have decreased. If such indication exists, the Group estimates the asset's or CGU's recoverable amount. A previously recognised impairment loss is reversed only if there has been a change in the assumptions used to determine the asset's recoverable amount since the last impairment loss

was recognised. The reversal is limited so that the carrying amount of the asset does not exceed its recoverable amount, nor exceed the carrying amount that would have been determined, net of depreciation, had no impairment loss been recognised for the asset in prior years. Such reversal is recognised in the statement of profit or loss unless the asset is carried at a revalued amount, in which case, the reversal is treated as a revaluation increase.

## s) Provisions

Provisions are recognised when the Group has a present obligation (legal or constructive) as a result of a past event, it is probable that an outflow of resources embodying economic benefits will be required to settle the obligation and a reliable estimate can be made of the amount of the obligation. When the Group expects some or all of a provision to be reimbursed, for example, under an insurance contract, the reimbursement is recognised as a separate asset, but only when the reimbursement is virtually certain. The expense relating to a provision is presented in the statement of profit and loss net of any reimbursement.

If the effect of the time value of money is material, provisions are discounted using a current pre-tax rate that reflects, when appropriate, the risks specific to the liability. When discounting is used, the increase in the provision due to the passage of time is recognised as a finance cost.

## t) Employee benefits

### Short term employee benefits and defined contribution plans:

All employee benefits payable/available within twelve months of rendering the service are classified as short-term employee benefits. Benefits such as salaries, wages and bonus etc. are recognised in the statement of profit and loss in the period in which the employee renders the related service.

Employee benefit in the form of provident fund is a defined contribution scheme. The Group has no obligation, other than the contribution payable to the provident fund. The Group recognizes contribution payable to the provident fund scheme as an expense, when an employee renders the related service. If the contribution payable to the scheme for service received before the balance sheet date exceeds the contribution already paid, the deficit payable to the

# Notes to consolidated financial statements

for the year ended March 31, 2023

scheme is recognized as a liability after deducting the contribution already paid. If the contribution already paid exceeds the contribution due for services received before the balance sheet date, then excess is recognized as an asset to the extent that the prepayment will lead to, for example, a reduction in future payment or a cash refund.

## Gratuity

Gratuity is a defined benefit scheme. The defined benefit obligation is Computed by actuaries using the projected unit credit method.

Re-measurements, comprising of actuarial gains and losses, the effect of the asset ceiling, excluding amounts included in net interest on the net defined benefit liability and the return on plan assets (excluding amounts included in net interest on the net defined benefit liability), are recognised immediately in the balance sheet with a corresponding debit or credit to retained earnings through OCI in the period in which they occur. Re-measurements are not reclassified to profit or loss in subsequent periods.

Past service costs are recognised in profit or loss on the earlier of:

- The date of the plan amendment or curtailment, and
- The date that the Group recognises related restructuring cost

Net interest is calculated by applying the discount rate to the net defined benefit liability or asset.

The Group recognises the following changes in the net defined benefit obligation as an expense in the Statement of profit and loss:

- Service costs comprising current service costs, past-service costs, gains and losses on curtailments and non-routine settlements; and
- Net interest expense or income

## Termination Benefits

Termination benefits are payable when employment is terminated by the group before the normal retirement date. The Group recognises termination benefits at the earlier of the following dates: (a) when the group can no longer withdraw the offer of those benefits; and (b) when the Group recognises costs for a restructuring that is within the scope of Ind AS 37 and involves the payment of terminations benefits.

Benefits falling due more than 12 months after the end of the reporting period are discounted to present value.

## Compensated Absences

Accumulated leave, which is expected to be utilized within the next 12 months, is treated as short term employee benefit. The Group measures the expected cost of such absences as the additional amount that it expects to pay as a result of the unused entitlement that has accumulated at the reporting date.

Re-measurements, comprising of actuarial gains and losses, are immediately taken to the statement of profit and loss and are not deferred. The Group presents the leave as a current liability in the balance sheet to the extent it does not have an unconditional right to defer its settlement for 12 months after the reporting date. Where Group has the unconditional legal and contractual right to defer the settlement for a period beyond 12 months, the same is presented as non-current liability.

## u) Share-based payments

Employees (including senior executives) of the Group receive remuneration in the form of share-based payments, whereby employees render services as consideration for equity instruments (equity-settled transactions).

### Equity-settled transactions

The cost of equity-settled transactions is determined by the fair value at the date when the grant is made using an appropriate valuation model. The Group has availed option under Ind-AS 101, to apply intrinsic value method to the options already vested before the date of transition and applied Ind-AS 102 Share-based payment to equity instruments that remain unvested as of transition date

That cost is recognised, together with a corresponding increase in share-based payment (SBP) reserves in equity, over the period in which the performance and/or service conditions are fulfilled in employee benefits expense. The cumulative expense recognised for equity-settled transactions at each reporting date until the vesting date reflects the extent to which the vesting period has expired and the Group's best estimate of the number of equity instruments that will ultimately vest. The statement of profit and loss expense or credit for a period represents the movement in cumulative expense recognised

# Notes to consolidated financial statements

for the year ended March 31, 2023

as at the beginning and end of that period and is recognised in employee benefits expense. The SBP Scheme is administered through Employee Stock Option Trust.

Service and non-market performance conditions are not taken into account when determining the grant date fair value of awards, but the likelihood of the conditions being met is assessed as part of the Group's best estimate of the number of equity instruments that will ultimately vest. Market performance conditions are reflected within the grant date fair value. Any other conditions attached to an award, but without an associated service requirement, are considered to be non-vesting conditions. Non-vesting conditions are reflected in the fair value of an award and lead to an immediate expensing of an award unless there are also service and/or performance conditions.

No expense is recognised for awards that do not ultimately vest because non-market performance and/or service conditions have not been met. Where awards include a market or non-vesting condition, the transactions are treated as vested irrespective of whether the market or non-vesting condition is satisfied, provided that all other performance and/or service conditions are satisfied.

When the terms of an equity-settled award are modified, the minimum expense recognised is the expense had the terms had not been modified, if the original terms of the award are met. An additional expense is recognised for any modification that increases the total fair value of the share-based payment transaction, or is otherwise beneficial to the employee as measured at the date of modification. Where an award is cancelled by the entity or by the counterparty, any remaining element of the fair value of the award is expensed immediately through profit or loss.

The dilutive effect of outstanding options is reflected as additional share dilution in the computation of diluted earnings per share.

## v) Financial instruments

A financial instrument is any contract that gives rise to a financial asset of one entity and a financial liability or equity instrument of another entity.

## Financial assets

### Initial recognition and measurement

All financial assets (Other than trade receivable which is recognised at transaction price as per Ind AS 115) are recognised initially at fair value plus, in the case of financial assets not recorded at fair value through profit or loss, transaction costs that are attributable to the acquisition of the financial asset.

### Subsequent measurement

For purposes of subsequent measurement, financial assets are classified into two categories:

- Debt instruments at amortised cost
- Debt instruments, derivatives and equity instruments at fair value through profit or loss (FVTPL)

### Debt instruments at amortised cost

A 'debt instrument' is measured at the amortised cost if both the following conditions are met:

- a) The asset is held within a business model whose objective is to hold assets for collecting contractual cash flows, and
- b) Contractual terms of the asset give rise on specified dates to cash flows that are solely payments of principal and interest (SPPI) on the principal amount outstanding.

After initial measurement, such financial assets are subsequently measured at amortised cost using the effective interest rate (EIR) method. Amortised cost is calculated by taking into account any discount or premium on acquisition and fees or costs that are an integral part of the EIR. The EIR amortisation is included in finance income in the profit or loss. The losses arising from impairment are recognised in the profit or loss. This category generally applies to trade and other receivables. For more information on receivables, refer to Note 10A.

### Debt instruments at FVTPL

FVTPL is a residual category for debt instruments. Any debt instrument, which does not meet the criteria for categorization as at amortized cost or as FVTOCI, is classified as at FVTPL.

# Notes to consolidated financial statements

for the year ended March 31, 2023

In addition, the Group may elect to designate a debt instrument which otherwise meets amortized cost or FVTOCI criteria, as at FVTPL. However, such election is allowed only if doing so reduces or eliminates a measurement or recognition inconsistency (referred to as 'accounting mismatch').

The net changes in fair value are recognised in the statement of profit and loss. Mutual Funds Debt instruments included within the FVTPL category are measured at fair value with all changes recognized in the Statement of Profit and Loss as "Finance income from debt instruments at FVTPL" under the head "Other Income".

## Equity investments

All equity investments in scope of Ind-AS 109 are measured at fair value. Equity instruments which are held for trading recognised by an acquirer in a business combination to which Ind-AS 103 applies are Ind-AS classified as at FVTPL. For all other equity instruments, the Group may make an irrevocable election to present in other comprehensive income subsequent changes in the fair value. The Group makes such election on an instrument-by-instrument basis. The classification is made on initial recognition and is irrevocable.

If the Group decides to classify an equity instrument as at FVTOCI, then all fair value changes on the instrument, excluding dividends, are recognized in the OCI. There is no recycling of the amounts from OCI to P&L, even on sale of investment. However, the Group may transfer the cumulative gain or loss within equity.

Equity instruments included within the FVTPL category are measured at fair value with all changes recognized in the P&L.

## De-recognition

A financial asset (or, where applicable, a part of a financial asset or part of a Group of similar financial assets) is primarily derecognised (i.e. removed from the Group's balance sheet) when:

- The rights to receive cash flows from the asset have expired, or
- The Group has transferred its rights to receive cash flows from the asset or has assumed an obligation to pay the received cash flows in full

without material delay to a third party under a 'pass-through' arrangement; and either (a) the Group has transferred substantially all the risks and rewards of the asset, or (b) the Group has neither transferred nor retained substantially all the risks and rewards of the asset, but has transferred control of the asset.

When the Group has transferred its rights to receive cash flows from an asset or has entered into a pass-through arrangement, it evaluates if and to what extent it has retained the risks and rewards of ownership. When it has neither transferred nor retained substantially all of the risks and rewards of the asset, nor transferred control of the asset, the Group continues to recognise the transferred asset to the extent of the Group continuing involvement. In that case, the Group also recognises an associated liability. The transferred asset and the associated liability are measured on a basis that reflects the rights and obligations that the Group has retained.

Continuing involvement that takes the form of a guarantee over the transferred asset is measured at the lower of the original carrying amount of the asset and the maximum amount of consideration that the Group could be required to repay.

## Impairment of financial assets

In accordance with Ind-AS 109, the Group applies expected credit loss (ECL) model for measurement and recognition of impairment loss on the following financial assets and credit risk exposure:

- a) Financial assets that are debt instruments, and are measured at amortised cost e.g., loans, debt securities, deposits, trade receivables and bank balance
- b) Trade receivables or any contractual right to receive cash or another financial asset that result from transactions that are within the scope of Ind-AS 115 (referred to as 'contractual revenue receivables' in these financial statements)

The Group follows 'simplified approach' for recognition of impairment loss allowance on:

- Trade receivables or contract revenue receivables; and
- All lease receivables resulting from transactions within the scope of Ind- AS 116



# Notes to consolidated financial statements

for the year ended March 31, 2023

The application of simplified approach does not require the Group to track changes in credit risk. Rather, it recognises impairment loss allowance based on lifetime ECLs at each reporting date, right from its initial recognition.

For recognition of impairment loss on other financial assets and risk exposure, the Group determines that whether there has been a significant increase in the credit risk since initial recognition. If credit risk has not increased significantly, 12-month ECL is used to provide for impairment loss. However, if credit risk has increased significantly, lifetime ECL is used. If, in a subsequent period, credit quality of the instrument improves such that there is no longer a significant increase in credit risk since initial recognition, then the entity reverts to recognising impairment loss allowance based on 12-month ECL.

Lifetime ECL are the expected credit losses resulting from all possible default events over the expected life of a financial instrument. The 12-month ECL is a portion of the lifetime ECL which results from default events that are possible within 12 months after the reporting date.

ECL is the difference between all contractual cash flows that are due to the Group in accordance with the contract and all the cash flows that the entity expects to receive (i.e., all cash shortfalls), discounted at the original EIR. When estimating the cash flows, an entity is required to consider:

- All contractual terms of the financial instrument (including prepayment, extension, call and similar options) over the expected life of the financial instrument. However, in rare cases when the expected life of the financial instrument cannot be estimated reliably, then the entity is required to use the remaining contractual term of the financial instrument
- Cash flows from the sale of collateral held or other credit enhancements that are integral to the contractual terms

As a practical expedient, the Group uses a provision matrix to determine impairment loss allowance on portfolio of its trade receivables. The provision matrix is based on its historically observed default rates over the expected life of the trade receivables and

is adjusted for forward-looking estimates. At every reporting date, the historical observed default rates are updated and changes in the forward-looking estimates are analysed.

ECL impairment loss allowance (or reversal) recognized during the period is recognized as income/ expense in the statement of profit and loss (P&L). This amount is reflected under the head 'other expenses' in the P&L. The balance sheet presentation for various financial instruments is described below:

- Financial assets measured as at amortised cost, contractual revenue receivables and lease receivables: ECL is presented as an allowance, i.e., as an integral part of the measurement of those assets in the balance sheet. The allowance reduces the net carrying amount. Until the asset meets write-off criteria, the Group does not reduce impairment allowance from the gross carrying amount.

For assessing increase in credit risk and impairment loss. The Group combines financial instruments on the basis of shared credit risk characteristics with the objective of facilitating an analysis that is designed to enable significant increases in credit risk to be identified on a timely basis.

The Group does not have any purchased or originated credit-impaired (POCI) financial assets, i.e., financial assets which are credit impaired on purchase/ origination.

## Financial liabilities

### Initial recognition and measurement

Financial liabilities are classified, at initial recognition, as financial liabilities at fair value through profit or loss, loans and borrowings, payables, or as derivatives designated as hedging instruments in an effective hedge, as appropriate.

All financial liabilities are recognised initially at fair value and, in the case of loans and borrowings and payables, net of directly attributable transaction costs.

The Group's financial liabilities include trade and other payables, loans and borrowings including bank overdrafts and derivative financial instruments.

# Notes to consolidated financial statements

for the year ended March 31, 2023

## Subsequent measurement

The measurement of financial liabilities depends on their classification, as described below:

### Financial liabilities at fair value through profit or loss

Financial liabilities at fair value through profit or loss include financial liabilities designated upon initial recognition as at fair value through profit or loss. This category includes derivative financial instruments entered into by the Group that are not designated as hedging instruments in hedge relationships as defined by Ind-AS 109.

Financial liabilities designated upon initial recognition at fair value through profit or loss are designated as such at the initial date of recognition, and only if the criteria in Ind-AS 109 are satisfied. For liabilities designated as FVTPL, fair value gains/losses attributable to changes in own credit risk are recognized in OCI. These gains/losses are not subsequently transferred to P&L. However, the Group may transfer the cumulative gain or loss within equity. All other changes in fair value of such liability are recognized in the statement of profit or loss.

### Loans and borrowings

After initial recognition, interest-bearing loans and borrowings are subsequently measured at amortised cost using the EIR method. Gains and losses are recognized in profit or loss when the liabilities are derecognised as well as through the EIR amortisation process.

Amortised cost is calculated by taking into account any discount or premium on acquisition and fees or costs that are an integral part of the EIR. The EIR amortisation is included as finance costs in the statement of profit and loss.

This category generally applies to borrowings. For more information refer Note 15A.

### De-recognition

A financial liability is derecognised when the obligation under the liability is discharged or cancelled or expires. When an existing financial liability is replaced by another from the same lender on substantially different terms, or the terms of an existing liability

are substantially modified, such an exchange or modification is treated as the de-recognition of the original liability and the recognition of a new liability. The difference in the respective carrying amounts is recognised in the statement of profit or loss.

### Offsetting of financial instruments

Financial assets and financial liabilities are offset and the net amount is reported in the balance sheet if there is a currently enforceable legal right to offset the recognised amounts and there is an intention to settle on a net basis, to realise the assets and settle the liabilities simultaneously.

## w) Derivative financial instruments and hedge accounting

### Derivative accounting

#### Initial recognition and subsequent measurement

The Group uses derivative financial instruments, such as forward currency contracts. Such derivative financial instruments are initially recognised at fair value on the date on which a derivative contract is entered into and are subsequently re-measured at fair value. Derivatives are carried as financial assets when the fair value is positive and as financial liabilities when the fair value is negative.

Any gains or losses arising from changes in the fair value of derivatives are taken directly to profit or loss.

### Hedge Accounting

#### Initial recognition and subsequent measurement

The Group designates (Cash Flow Hedge):

- Intrinsic Value of Call Spread option to hedge foreign currency risk for repayment of Principal Amount in relation to External Commercial Borrowing (ECB) availed in USD.
- Interest Rate Swap (Floating to Fixed) to hedge interest rate risk in respect of Floating rate of interest in relation to ECB.

The Group documents at the inception of the hedging transaction the economic relationship between hedging instruments and hedged items including whether the hedging instrument is expected to offset changes in cash flows of hedged items. The Group documents its risk management objective and

# Notes to consolidated financial statements

for the year ended March 31, 2023

strategy for undertaking various hedge transactions at the inception of each hedge relationship.

## Cash flow hedges that qualify for hedge accounting

The effective portion of changes in the fair value of derivatives that are designated and qualify as cash flow hedges is recognised in the other comprehensive income in cash flow hedging reserve within equity, limited to the cumulative change in fair value of the hedged item on a present value basis from the inception of the hedge. The gain or loss relating to the ineffective portion is recognised immediately in profit or loss, within other income or expense.

When option contracts are used to hedge foreign currency risk, the Group designates only the intrinsic value of the option contract as the hedging instrument.

Gains or losses relating to the effective portion of the change in intrinsic value of the option contracts are recognised in the cash flow hedging reserve within equity. The changes in the time value of the option contracts that relate to the hedged item ('aligned time value') are recognised within other comprehensive income in the costs of hedging reserve within equity.

Amounts accumulated in equity are reclassified to profit or loss in the periods when the hedged item affects profit or loss. The time value of an option used to hedge represents part of the cost of the transaction.

When a hedging instrument expires, or is sold or terminated, or when a hedge no longer meets the criteria for hedge accounting, any cumulative deferred gain or loss and deferred costs of hedging in equity at that time remains in equity until the forecast transaction occurs. When the forecast transaction is no longer expected to occur, the cumulative gain or loss and deferred costs of hedging that were reported in equity are immediately reclassified to profit or loss within other income or expense.

## x) Cash and cash equivalents

Cash and cash equivalent in the balance sheet comprise cash at banks and on hand and short-term deposits with an original maturity of three months or less, which are subject to an insignificant risk of changes in value.

For the purpose of the statement of cash flows, cash and cash equivalents consist of cash and short-term

deposits, as defined above, net of outstanding bank overdrafts as they are considered an integral part of the Group's cash management. Cash flows from operating activities are being prepared as per the Indirect method mentioned in Ind AS 7.

## y) Cash dividend and non-cash distribution to equity holders of the parent company

The Group recognises a liability to make cash or non-cash distributions to equity holders of the parent company when the distribution is authorised and the distribution is no longer at the discretion of the Group. As per the corporate laws in India, a distribution is authorised when it is approved by the shareholders. A corresponding amount is recognised directly in equity.

Non-cash distributions are measured at the fair value of the assets to be distributed with fair value re-measurement recognised directly in equity.

Upon distribution of non-cash assets, any difference between the carrying amount of the liability and the carrying amount of the assets distributed is recognised in the statement of profit and loss.

## z) Contingent liabilities

A contingent liability is a possible obligation that arises from past events whose existence will be confirmed by the occurrence or non-occurrence of one or more uncertain future events beyond the control of the Group or a present obligation that is not recognized because it is not probable that an outflow of resources will be required to settle the obligation. A contingent liability also arises in extremely rare cases where there is a liability that cannot be recognized because it cannot be measured reliably. The Group does not recognize a contingent liability but discloses its existence in the financial statements. Contingent assets are only disclosed when it is probable that the economic benefits will flow to the entity.

## aa) Cash and cash equivalents

Cash and cash equivalent in the balance sheet comprise cash at banks and on hand and short-term deposits with an original maturity of three months or less, which are subject to an insignificant risk of changes in value.

For the purpose of the statement of cash flows, cash and cash equivalents consist of cash and short-term

# Notes to consolidated financial statements

for the year ended March 31, 2023

deposits, as defined above, net of outstanding bank overdrafts as they are considered an integral part of the Company's cash management. Cash flows from operating activities are being prepared as per the Indirect method mentioned in Ind AS 7.

## bb) Measurement of EBITDA

The Group has elected to present earnings before finance costs, tax, depreciation and amortization (EBITDA) as a separate line item on the face of the statement of profit and loss. The Group measures EBITDA on the face of profit/ (loss) from continuing operations. In the measurement, the Group does not include depreciation and amortization expense, finance costs and tax expense.

## cc) Earnings per share

### Basic earnings per share

Basic earnings per share are calculated by dividing:

- the profit attributable to owners of the parent company
- by the weighted average number of equity shares outstanding during the financial year, adjusted for bonus elements in equity shares issued during the year.

### Diluted earnings per share

Diluted earnings per share adjust the figures used in the determination of basic earnings per share to take into account:

- the after income tax effect of interest and other financing costs associated with dilutive potential equity shares, and
- the weighted average number of additional equity shares that would have been outstanding assuming the conversion of all dilutive potential equity shares.

## 2.3. Significant accounting judgements, estimates & assumptions

The preparation of the Group's financial statements requires management to make judgements, estimates and assumptions that affect the reported amounts of revenues, expenses, assets and liabilities, and the accompanying disclosures, and the disclosure of contingent liabilities. Uncertainty about these

assumptions and estimates could result in outcomes that require a material adjustment to the carrying amount of assets or liabilities affected in future periods.

## 1) The areas involving critical estimates are as below:

### Property, Plant and Equipment

The Group, based on technical assessment and management estimate, depreciates certain assets over estimated useful lives which are different from the useful life prescribed in Schedule II to the Companies Act, 2013. The management has estimated, supported by technical assessment, the useful lives of certain plant and machinery as 16 to 21 years. These useful lives are higher than those indicated in schedule II. The management believes that these estimated useful lives are realistic and reflect fair approximation of the period over which the assets are likely to be used.

### Defined benefit plans

The cost of the defined benefit gratuity plan and the present value of the gratuity obligation are determined using actuarial valuations. An actuarial valuation involves making various assumptions that may differ from actual developments in the future. These include the determination of the discount rate, future salary increases and mortality rates. Due to the complexities involved in the valuation and its long-term nature, a defined benefit obligation is highly sensitive to changes in these assumptions. All assumptions are reviewed at each reporting date.

The parameter most subject to change is the discount rate. In determining the appropriate discount rate for plans operated in India, the management considers the interest rates of government bonds in currencies consistent with the currencies of the post-employment benefit obligation.

The mortality rate is based on publicly available mortality tables for the specific countries. Those mortality tables tend to change only at interval in response to demographic changes. Future salary increases and gratuity increases are based on expected future inflation rates for the respective countries.

Further details about gratuity obligations are given in Note 31.

# Notes to consolidated financial statements

for the year ended March 31, 2023

## 2) The areas involving critical Judgement are as below:

### Intangible asset – “Hindi Hindustan” Brand

In year ended March 31, 2016, Hindustan Media Ventures Limited had acquired Hindi Business Brand (i.e. Hindustan, Hindustan.in, Nandan, Kadambini, Hum Tum and other Hindi publication related trademarks) from its parent company, HT Media Limited. Management is of the opinion that, based on an analysis of all of the relevant factors, there is no foreseeable limit to the period over which the trademark is expected to generate net cash inflows for the Group. Hence, the Brand is regarded by Management as having an indefinite useful life.

### Contingent Liability and commitments

The Group is involved in various litigations. The management of the Group has used its judgement while determining the litigations outcome of which are considered probable and in respect of which provision needs to be created.

### Fair value measurements

When the fair values of financial assets or financial liabilities recorded or disclosed in the financial statements cannot be measured based on quoted prices in active markets, their fair value is measured using valuation techniques including the DCF model. The inputs to these models are taken from observable markets where possible, but where this is not feasible, a degree of judgment is required in establishing fair values. Judgements include consideration of inputs such as liquidity risk, credit risk and volatility.

Changes in assumptions about these factors could affect the reported fair value of financial instruments. See Note 37 for further disclosures.

### Taxes

Uncertainties exist with respect to the interpretation of complex tax regulations, changes in tax laws, and the amount and timing of future taxable income. Given the wide range of business relationships and the long-term nature and complexity of existing contractual agreements, differences arising between the actual results and the assumptions made, or future changes to such assumptions, could necessitate future adjustments to tax income and expense already recorded. The Group establishes provisions, based on reasonable estimates. The amount of such provisions is based on various factors, such as

experience of previous tax assessments and differing interpretations of tax regulations by the taxable entity and the responsible tax authority. Such differences of interpretation may arise on a wide variety of issues depending on the conditions prevailing in the respective domicile of the Companies.

Deferred tax assets are recognised for unused tax losses to the extent that it is probable that sufficient taxable profit will be available against which the losses can be utilised. Significant management judgement is required to determine the amount of deferred tax assets that can be recognised, based upon the likely timing and the level of future taxable profits together with future tax planning strategies.

Further details on taxes are disclosed in Note 14.

### Impairment of financial assets

The impairment provisions for financial assets are based on assumptions about risk of default and expected loss rates. The Group uses judgement in making these assumptions and selecting the inputs to the impairment calculation, based on Group's past history, existing market conditions as well as forward looking estimates at the end of each reporting period.

### Impairment of non- financial assets

The Group assesses at each reporting date whether there is an indication that an asset may be impaired. If any indication exists, or when annual impairment testing for an asset is required, the Group estimates the asset's recoverable amount. An asset's recoverable amount is the higher of an asset's or CGU's fair value less costs of disposal and its value in use. It is determined for an individual asset, unless the asset does not generate cash inflows that are largely independent of those from other assets or group of assets. Where the carrying amount of an asset or CGU exceeds its recoverable amount, the asset is considered impaired and is written down to its recoverable amount. In assessing value in use, the estimated future cash flows are discounted to their present value using a pre-tax discount rate that reflects current market assessments of the time value of money and the risks specific to the asset. In determining fair value less costs of disposal, recent markets transactions are taken into account. If no such transactions can be identified, an appropriate valuation model is used. These calculations are corroborated by valuation multiples, quoted share prices for publicly traded subsidiaries or other available fair value indicators.

# Notes to consolidated financial statements

for the year ended March 31, 2023

## Share Based Payment

The Group measures the cost of equity-settled transactions with employees by reference to the fair value of the equity instruments at the date at which they are granted. Estimating fair value for share-based payment transactions requires determination of the most appropriate valuation model, which is dependent on the terms and conditions of the grant. This estimate also requires determination of the most appropriate inputs to the valuation model including the expected life of the share option, volatility and dividend yield and making assumptions about them. The assumptions and models used for estimating fair value for share-based payment transactions are disclosed in Note 32.

## Volume discounts and pricing incentives

The Group accounts for volume discounts and pricing incentives to customers as a reduction of revenue based on the rateable allocation of the discounts/ incentives amount to each of the underlying revenue transaction that results in progress by the customer towards earning the discount/ incentive. Also, when the level of discount varies with increases in levels of revenue transactions, the Group recognizes the liability based on its estimate of the customer's future purchases. If it is probable that the criteria for the discount will not be met, or if the amount thereof cannot be estimated reliably, then discount is not recognized until the payment is probable and the amount can be estimated reliably. The Group recognizes changes in the estimated amount of obligations for discounts in the period in which the change occurs.

## Determining the lease term of contracts with renewal and termination options – as lessee

The Group determines the lease term as the non-cancellable term of the lease, together with any periods covered by an option to extend the lease if it is reasonably certain to be exercised, or any periods covered by an option to terminate the lease, if it is reasonably certain not to be exercised.

The Group applies judgement in evaluating whether it is reasonably certain whether or not to exercise the option to renew or terminate the lease. That is, it considers all relevant factors that create an economic incentive for it to exercise either the renewal or termination. After the commencement date, the Group reassesses the lease term if there is a significant event or change in circumstances that is within its control and affects its ability to exercise or not to exercise the option to renew or to terminate.

The periods covered by termination options are included as part of the lease term only when they are reasonably certain not to be exercised.

For further details about leases, refer to accounting policy on leases and Note 42.

## Notes to consolidated financial statements

for the year ended March 31, 2023

### Note 3 : Property, plant and equipment and Capital work in progress

(INR Lakhs)

| Particulars   | Land Freehold (refer Note ii) | Buildings (refer Note ii) | Improvement to Leasehold Premises | Plant and Machinery (refer Note ii) | Office Equipment (refer Note ii) | Furniture & Fixtures (refer Note ii) | Total         |
|---|-------------------------------|---------------------------|-----------------------------------|-------------------------------------|----------------------------------|--------------------------------------|---------------|
| <b>Cost</b>   |                               |                           |                                   |                                     |                                  |                                      |               |
| <b>As at April 1, 2021</b>  | <b>913</b>                    | <b>5,127</b>              | <b>951</b>                        | <b>16,548</b>                       | <b>408</b>                       | <b>427</b>                           | <b>24,374</b> |
| Additions   | -                             | 4                         | 9                                 | 478                                 | 16                               | 1                                    | 508           |
| Less : Reclassification to non current assets held for sale (Refer Note IV below) | -                             | -                         | -                                 | 345                                 | -                                | -                                    | 345           |
| Disposals/ Adjustments  | -                             | -                         | 34                                | 376                                 | 55                               | 37                                   | 502           |
| <b>As at March 31, 2022</b>   | <b>913</b>                    | <b>5,131</b>              | <b>926</b>                        | <b>16,305</b>                       | <b>369</b>                       | <b>391</b>                           | <b>24,035</b> |
| Additions   | -                             | -                         | 39                                | 118                                 | 65                               | 14                                   | 236           |
| Transfer from non current assets held for sale (refer note 43)                    | -                             | -                         | -                                 | 128                                 | -                                | -                                    | 128           |
| Less : Disposals/ Adjustments   | -                             | -                         | -                                 | 294                                 | 16                               | 3                                    | 314           |
| <b>As at March 31, 2023</b>   | <b>913</b>                    | <b>5,131</b>              | <b>965</b>                        | <b>16,258</b>                       | <b>417</b>                       | <b>402</b>                           | <b>24,086</b> |
| <b>Accumulated depreciation/ Impairment</b>                                       |                               |                           |                                   |                                     |                                  |                                      |               |
| <b>As at April 1, 2021</b>  | -                             | <b>1,316</b>              | <b>749</b>                        | <b>8,464</b>                        | <b>302</b>                       | <b>172</b>                           | <b>11,003</b> |
| Depreciation charge for the year  | -                             | 211                       | 58                                | 1,495                               | 38                               | 41                                   | 1,843         |
| Impairment (Refer Note III below)   | -                             | -                         | -                                 | 31                                  | -                                | -                                    | 31            |
| Less : Reclassification to non current assets held for sale (Refer Note IV below) | -                             | -                         | -                                 | 237                                 | -                                | -                                    | 237           |
| Less: Disposals   | -                             | -                         | 32                                | 311                                 | 53                               | 36                                   | 432           |
| <b>As at March 31, 2022</b>   | -                             | <b>1,527</b>              | <b>775</b>                        | <b>9,380</b>                        | <b>287</b>                       | <b>177</b>                           | <b>12,146</b> |
| Depreciation charge for the year  | -                             | 236                       | 70                                | 1,304                               | 37                               | 44                                   | 1,692         |
| Less: Impairment (refer note III below)   | -                             | -                         | -                                 | 27                                  | -                                | -                                    | 27            |
| Transfer from non current assets held for sale (refer note 43)                    | -                             | -                         | -                                 | 55                                  | -                                | -                                    | 55            |
| Less: Disposals   | -                             | -                         | -                                 | 248                                 | 16                               | 3                                    | 267           |
| <b>As at March 31, 2023</b>   | -                             | <b>1,763</b>              | <b>845</b>                        | <b>10,518</b>                       | <b>308</b>                       | <b>217</b>                           | <b>13,652</b> |
| <b>Net block</b>  |                               |                           |                                   |                                     |                                  |                                      |               |
| <b>As at March 31, 2023</b>   | <b>913</b>                    | <b>3,368</b>              | <b>120</b>                        | <b>5,740</b>                        | <b>109</b>                       | <b>185</b>                           | <b>10,434</b> |
| <b>As at March 31, 2022</b>   | <b>913</b>                    | <b>3,604</b>              | <b>151</b>                        | <b>6,925</b>                        | <b>82</b>                        | <b>214</b>                           | <b>11,889</b> |

(INR Lakhs)

| Particulars                   | March 31, 2023 | March 31, 2022 |
|-------------------------------|----------------|----------------|
| Property, plant and equipment | 10,434         | 11,889         |
| Capital work in progress      | 3,485          | 1,950          |
| <b>Total</b>                  | <b>13,919</b>  | <b>13,839</b>  |

# Notes to consolidated financial statements

for the year ended March 31, 2023

## I. Capital work in progress (CWIP)

The capital work in progress as at March 31, 2023 and March 31, 2022 comprises mainly expenditure for Buildings & Plant and Machinery.

The Company accounts for capitalization of property, plant and equipment to the extent applicable through capital work in progress and therefore the movement in capital work-in-progress is the difference between closing and opening balance of capital work-in-progress as adjusted in additions to property, plant and equipment.

## II. Details of assets given under operating lease are as under :

(INR Lakhs)

| Particulars               | March 31, 2023      |               |              |                  |                     | March 31, 2022      |               |           |                  |                     |
|---------------------------|---------------------|---------------|--------------|------------------|---------------------|---------------------|---------------|-----------|------------------|---------------------|
|                           | Plant and Machinery | Freehold Land | Buildings    | Office Equipment | Furniture & Fixture | Plant and Machinery | Freehold Land | Buildings | Office Equipment | Furniture & Fixture |
| Gross block               | 2,539               | 296           | 1,412        | 20               | 1                   | 2,539               | 1,412         | 20        | 1                | 1                   |
| Accumulated depreciation  | 1,619               | -             | 379          | 17               | 1                   | 1,410               | 328           | 14        | 1                | 1                   |
| <b>Net block</b>          | <b>920</b>          | <b>296</b>    | <b>1,033</b> | <b>3</b>         | <b>-</b>            | <b>1,129</b>        | <b>1,084</b>  | <b>6</b>  | <b>-</b>         | <b>-</b>            |
| Depreciation for the year | 209                 | -             | 52           | 3                | -                   | 214                 | 55            | 3         | -                | -                   |

For further disclosures on assets given under operating lease, refer note 42.

## III Additional information for which impairment loss/reversal of impairment has been recognized are as under:

- 1) Nature of asset :Plant and Machinery
- 2) Amount of impairment : INR 27 lakhs (Previous Year: INR Nil)
- 3) Reason of impairment : On account of physical damage
- 4) Amount of impairment reversal: INR Nil (Previous Year: INR 31 lakhs)
- 5) Reason for reversal of impairment: Sale of Asset

## IV. Reclassification to non current assets held for sale (refer note 43)

For the year ended March 31,2022

(INR Lakhs)

| Particulars                    | Plant and Machinery |
|--------------------------------|---------------------|
| Cost                           | 345                 |
| Less: Accumulated depreciation | (237)               |
| Less: Impairment               | (7)                 |
| <b>Total</b>                   | <b>101</b>          |



## Notes to consolidated financial statements

for the year ended March 31, 2023

### Note 4 : Investment Property

| Particulars  | (INR Lakhs)   |
|--|---------------|
|  | Amount        |
| <b>Cost</b>  |               |
| <b>As at April 1, 2021</b>   | <b>8,606</b>  |
| Additions  | 2,329         |
| Disposals  | (948)         |
| <b>As at March 31, 2022</b>  | <b>9,987</b>  |
| Additions  | 5,504         |
| Reclassification to non current assets held for sale (refer note II below) | (1,983)       |
| Disposals  | (3,041)       |
| <b>As at March 31, 2023</b>  | <b>10,466</b> |
| <b>Accumulated Depreciation and provision for impairment</b>               |               |
| <b>As at April 1, 2021</b>   | <b>358</b>    |
| Depreciation   | 237           |
| Provision for impairment (refer note I below)                              | 104           |
| Disposals  | (101)         |
| <b>As at March 31, 2022</b>  | <b>598</b>    |
| Depreciation   | 195           |
| Reversal of impairment (refer note I below)                                | (171)         |
| Reclassification to non current assets held for sale (refer note II below) | (122)         |
| Disposals  | (173)         |
| <b>As at March 31, 2023</b>  | <b>327</b>    |
| <b>Net block</b>   |               |
| <b>As at March 31, 2023</b>  | <b>10,140</b> |
| <b>As at March 31, 2022</b>  | <b>9,389</b>  |

Information regarding income and expenditure of investment property (excluding profit/ (loss) on sale of investment and provision for impairment of properties)

| Particulars   | (INR Lakhs)    |                |
|---|----------------|----------------|
|   | March 31, 2023 | March 31, 2022 |
| Rental income derived from investment properties  | 30             | 28             |
| Direct operating expenses (including repairs and maintenance) generating rental income            | -              | -              |
| Direct operating expenses (including repairs and maintenance) that did not generate rental income | 8              | 7              |
| <b>Profit/(Loss) arising from investment properties before depreciation and indirect expenses</b> | <b>22</b>      | <b>21</b>      |

Note I : Additional information for which provision for impairment loss has been recognized are as under:

- 1) Nature of asset: Investment Property
- 2) Amount of provision / (reversal of provision) for impairment: INR (171) lakhs (Previous Year: INR 104 lakhs)
- 3) Reason for provision/(reversal of provision) for impairment: Fair value being recoverable amount was determined for disclosure requirement. The same was compared with the carrying amount.

# Notes to consolidated financial statements

for the year ended March 31, 2023

The management has determined that the investment properties consist of two classes of assets — residential and commercial— based on the nature, characteristics and risks of each property.

As at March 31, 2023 and March 31, 2022, the fair values of the properties are INR 12,026 Lakhs and INR 10,474 Lakhs respectively. These valuations are based on valuations performed by a registered independent valuer who is a specialist in valuing these types of investment properties. A valuation model in accordance with Ind AS 113 has been applied.

The Group has no restrictions on the realisability of its investment properties and there exist contractual obligations of INR 1,611 Lakhs (March 31, 2022: INR 1,351 Lakhs) to purchase the investment property whereas there are no contractual obligation to develop investment property or for repairs and enhancements.

## Estimation of Fair Value

During the current year ended March 31, 2023 and the previous year ended March 31, 2022, the fair value of investment property is based on the valuation by a registered valuer as defined under rule 2 of Companies (Registered Valuers and Valuation) Rules, 2017. The valuation has been determined basis the market approach by reference to sales in the market of comparable properties. However, where such information is not available, current prices in an active market for properties of different nature or recent prices of similar properties in less active markets, adjusted to reflect those differences, has been considered to determine the valuation. All resulting fair value estimates for investment properties are included in Level II.

## Note II : Reclassification to non current assets held for sale (refer note 44)

| Particulars                    | (INR Lakhs)    |                |
|--------------------------------|----------------|----------------|
|                                | March 31, 2023 | March 31, 2022 |
| Cost                           | 1,983          | -              |
| Less: Accumulated Depreciation | (122)          | -              |
| Less: Impairment               | -              | -              |
| <b>Total</b>                   | <b>1,861</b>   | <b>-</b>       |

## Note 5 : Intangible Assets

| Particulars                                 | (INR Lakhs)       |              |                           |
|---|-------------------|--------------|---------------------------|
|   | Software Licenses | Brand #      | Total (Intangible Assets) |
| <b>Cost</b>                                 |                   |              |                           |
| <b>As at April 1, 2021</b>                  | <b>334</b>        | <b>6,696</b> | <b>7,030</b>              |
| Additions                                   | 467               | -            | 467                       |
| Disposals/ Adjustments                      | -                 | -            | -                         |
| <b>As at March 31, 2022</b>                 | <b>801</b>        | <b>6,696</b> | <b>7,497</b>              |
| Additions                                   | -                 | -            | -                         |
| Disposals/ Adjustments                      | 94                | -            | 94                        |
| <b>As at March 31, 2023</b>                 | <b>707</b>        | <b>6,696</b> | <b>7,403</b>              |
| <b>Accumulated Amortization/ Impairment</b> |                   |              |                           |
| <b>As at April 1, 2021</b>                  | <b>255</b>        | <b>-</b>     | <b>255</b>                |
| Charge for the year                         | 44                | -            | 44                        |
| Disposals                                   | -                 | -            | -                         |
| <b>As at March 31, 2022</b>                 | <b>299</b>        | <b>-</b>     | <b>299</b>                |
| Charge for the year                         | 94                | -            | 94                        |
| Disposals                                   | 91                | -            | 91                        |
| <b>As at March 31, 2023</b>                 | <b>302</b>        | <b>-</b>     | <b>302</b>                |
| <b>Net Block</b>                            |                   |              |                           |
| <b>As at March 31, 2023</b>                 | <b>405</b>        | <b>6,696</b> | <b>7,101</b>              |
| <b>As at March 31, 2022</b>                 | <b>502</b>        | <b>6,696</b> | <b>7,198</b>              |

## Notes to consolidated financial statements

for the year ended March 31, 2023

# In the year ended March 31, 2016; the group had acquired Hindi Business Brand (i.e. Hindustan, Hindustan.in, Nandan, Kadambini, Hum Tum and other Hindi publication related trademarks from its parent group HT Media Limited. Management is of the opinion that, based on an analysis of all of the relevant factors, there is no foreseeable limit to the period over which the Brand is expected to generate net cash inflows for the group. Hence, the Brand is regarded by Management as having an indefinite useful life.

For the purposes of impairment testing of Brand with indefinite life, the recoverable amount of Brand is based on its fair value. The fair value has been determined as per Royalty Relief method. The fair value is being compared with the Carrying amount of Brand as stated above. No impairment has been observed. Discount rate (14% to 17%) and Royalty rate (4%) are the key assumptions considered in determining fair value. It is a Level III valuation. There has been no change in the valuation technique.

### Note 6A: Investment in Joint venture/ Liability under equity method of accounting (in relation to joint venture)

| Particulars   | March 31, 2023<br>(INR Lakhs) | March 31, 2022<br>(INR Lakhs) |
|---|-------------------------------|-------------------------------|
| <b>Investment in Joint venture under equity method of accounting</b>                                  |                               |                               |
| HT Content Studio LLP (99.99% Profit Sharing Ratio) (in form of capital contribution) (refer note 41) | 366                           | -                             |
|   | <b>366</b>                    | <b>-</b>                      |
| <b>Liability under equity method of accounting (in relation to joint venture)</b>                     |                               |                               |
| HT Content Studio LLP (99.99% Profit Sharing Ratio) (in form of capital contribution) (refer note 41) | -                             | 102                           |
|   | <b>-</b>                      | <b>102</b>                    |

As at March 31, 2023, the Company has invested INR 1,000 Lakhs (As at March 31, 2022: INR 775 Lakhs) in HT Content Studio LLP.

### Note 6B : Financial Assets- Investments

| Particulars   | Non- Current   |                | Current        |                |
|---|----------------|----------------|----------------|----------------|
|   | March 31, 2023 | March 31, 2022 | March 31, 2023 | March 31, 2022 |
| <b>I. Investment at fair value through other comprehensive income</b>   |                |                |                |                |
| <b>Unquoted</b>   |                |                |                |                |
| <b>Investment in equity instruments and warrants</b>  |                |                |                |                |
| -Jasper Infotech Private Limited<br>22.85 Lakhs (Previous year 22.85 Lakhs) equity shares of Rs. 1 each fully paid up | 1,739          | 3,078          | -              | -              |
| -Oravel Stays Private Limited<br>50 Lakhs (Previous year 50 Lakhs) equity shares of Rs. 1 each fully paid up          | 1,887          | 4,426          | -              | -              |
| -One Mobikwik Systems Limited<br>7.2 Lakhs (Previous year 7.2 Lakhs ) equity shares of Rs. 2 each fully paid up       | 4,199          | 8,152          | -              | -              |
| -Andrunil Technologies Pvt Ltd<br>3.5 Lakhs (Previous year Nil ) equity shares of Rs. 1 each fully paid up            | 1,852          | -              | -              | -              |
| -Sanjeevani Dairy Private Limited<br>0.4 Lakhs (Previous year Nil ) equity shares of Rs. 10 each fully paid up        | 789            | -              | -              | -              |
| <b>Total investment at fair value through other comprehensive income (A)</b>  | <b>10,466</b>  | <b>15,656</b>  | <b>-</b>       | <b>-</b>       |
| <b>I. Investment at fair value through profit and loss</b>  |                |                |                |                |

(INR Lakhs)

# Notes to consolidated financial statements

for the year ended March 31, 2023

| Particulars   | Non- Current    |                 | Current        |                |
|---|-----------------|-----------------|----------------|----------------|
|   | March 31, 2023  | March 31, 2022  | March 31, 2023 | March 31, 2022 |
| <b>Unquoted</b>   |                 |                 |                |                |
| Investment in equity instruments and warrants                     | 1,372           | 1,821           | 140            | -              |
| Investment in preference securities                               | 9,473           | 4,773           | 1,090          | -              |
| Investment in debt instruments                                    | 96              | 232             | -              | -              |
| <b>Quoted</b>   |                 |                 |                |                |
| Investment in mutual funds*                                       | 52,591          | 44,664          | 50,140         | 79,798         |
| Investment in market linked debentures and perpetual bonds        | 15,540          | 2,163           | 1,040          | 2,290          |
| <b>Total investment at fair value through profit and loss (B)</b> | <b>79,072</b>   | <b>53,653</b>   | <b>52,410</b>  | <b>82,088</b>  |
| <b>Total investment (A) + (B)</b>                                 | <b>89,538</b>   | <b>69,309</b>   | <b>52,410</b>  | <b>82,088</b>  |
| Aggregate book value of quoted investments                        | <b>1,19,311</b> | <b>1,28,915</b> |                |                |
| Aggregate market value of quoted investments                      | <b>1,19,311</b> | <b>1,28,915</b> |                |                |
| Aggregate book value of unquoted investments                      | <b>22,637</b>   | <b>22,482</b>   |                |                |

\* INR 17,126 Lakhs (Fair value) of mutual fund (Original cost: INR 15,853 Lakhs) are pledged in favour of banks against Overdraft and ECB facility in F.Y. 22-23 (F.Y 21-22 - Fair value : INR 11,057 Lakhs & Original Cost :INR 9,281 Lakhs ).

## Note 6D :Other financial assets

| Particulars  | Non- Current   |                | Current        |                |
|--|----------------|----------------|----------------|----------------|
|  | March 31, 2023 | March 31, 2022 | March 31, 2023 | March 31, 2022 |
|  |                |                |                | (INR Lakhs)    |
| <b>I. Derivatives at fair value through other comprehensive income</b>   |                |                |                |                |
| - Forex derivative contract  | -              | 105            | 124            | 208            |
| -Interest rate swap derivative contract  | -              | -              | 5              | -              |
| <b>Total I</b>   | <b>-</b>       | <b>105</b>     | <b>129</b>     | <b>208</b>     |
| Derivative instruments at fair value through other comprehensive income reflect the positive change in fair value of those foreign exchange option contracts and interest rate swaps that are designated in hedge relationships. (Refer Note 36) |                |                |                |                |
| <b>II. Derivatives at fair value through profit and loss</b>   |                |                |                |                |
| - Forex derivative contract  | -              | -              | -              | -              |
| <b>Total II</b>  | <b>-</b>       | <b>-</b>       | <b>-</b>       | <b>-</b>       |
| <b>III. Other financial assets at amortised cost</b>   |                |                |                |                |
| Balance with banks :   |                |                |                |                |
| - Margin money (held as security in form of fixed deposit)   | 24             | 22             | -              | -              |
| Interest accrued on inter corporate deposits and others (refer note 34A) #   | 35             | -              | 11             | 39             |
| Other receivables (refer note 34A) ##  | -              | -              | 472            | 63             |
| Security deposit ###   | 1,101          | 1,867          | -              | -              |
| <b>Total III</b>   | <b>1,160</b>   | <b>1,889</b>   | <b>483</b>     | <b>102</b>     |
| <b>Total other financial assets (I) +(II) + (III)</b>  | <b>1,160</b>   | <b>1,994</b>   | <b>612</b>     | <b>310</b>     |

# Includes receivable from related parties INR Nil Lakhs (Previous year March 31, 2022: INR 14 Lakhs)

## Includes receivable from related parties INR 423 Lakhs (Previous year March 31, 2022: INR 4 Lakhs)

### Includes security deposit paid to related parties INR 1,092 Lakhs (Previous year March 31, 2022: INR 1,506 Lakhs) (refer note 34A)

## Notes to consolidated financial statements

for the year ended March 31, 2023

### Note 6E : Break up of financial assets carried at amortised cost

| Particulars   | (INR Lakhs)    |                |
|---|----------------|----------------|
|   | March 31, 2023 | March 31, 2022 |
| Trade receivables (Note 10A)                            | 11,841         | 11,060         |
| Cash and cash equivalents (Note 10B)                    | 1,832          | 1,826          |
| Other bank balances (Note 10 C)                         | 2,004          | 2,005          |
| Loans (Note 6C)   | -              | -              |
| Other financial assets (Note 6D)                        | 1,643          | 1,991          |
| <b>Total financial assets carried at amortised cost</b> | <b>17,320</b>  | <b>16,882</b>  |

### Note 7: Income tax assets (net)

| Particulars             | (INR Lakhs)    |                |
|-------------------------|----------------|----------------|
|                         | March 31, 2023 | March 31, 2022 |
| Income tax assets (net) | 1,679          | 1,394          |
| <b>Non- Current</b>     | <b>1,679</b>   | <b>1,394</b>   |

### Note 8 : Other non- current assets

| Particulars      | (INR Lakhs)    |                |
|------------------|----------------|----------------|
|                  | March 31, 2023 | March 31, 2022 |
| Capital advances | 409            | 173            |
| Prepaid expenses | 98             | 120            |
| <b>Total</b>     | <b>507</b>     | <b>293</b>     |

### Note 9 : Inventories

| Particulars  | (INR Lakhs)    |                |
|--|----------------|----------------|
|  | March 31, 2023 | March 31, 2022 |
| Raw materials (includes stock in transit of INR 298 Lakhs (March 31, 2022: INR 196 Lakhs)) | 5,386          | 6,790          |
| Work- in- progress   | -              | 1              |
| Stores and spares (includes stock in transit of INR 16 Lakhs (March 31, 2022: 44 Lakhs ))  | 971            | 880            |
| Scrap and waste papers   | 35             | 33             |
| <b>Total</b>   | <b>6,392</b>   | <b>7,704</b>   |

### Note 10 A : Trade receivables

| Particulars                                       | (INR Lakhs)    |                |
|---|----------------|----------------|
|   | March 31, 2023 | March 31, 2022 |
| Trade receivables                                 | 11,408         | 10,720         |
| Receivables from related parties (refer note 34A) | 433            | 340            |
| <b>Total</b>                                      | <b>11,841</b>  | <b>11,060</b>  |

| Particulars  | (INR Lakhs)    |                |
|--|----------------|----------------|
|  | March 31, 2023 | March 31, 2022 |
| Considered good – secured  | 1,067          | 1,199          |
| Considered good – unsecured                                      | 15,466         | 14,824         |
| Trade Receivables which have significant increase in credit risk | -              | -              |
| Trade Receivables – credit impaired                              | 47             | 270            |

# Notes to consolidated financial statements

for the year ended March 31, 2023

| Particulars                                   | (INR Lakhs)    |                |
|---|----------------|----------------|
|   | March 31, 2023 | March 31, 2022 |
| <b>Total</b>                                  | <b>16,580</b>  | <b>16,293</b>  |
| Loss allowance for bad & doubtful receivables | (4,740)        | (5,233)        |
| <b>Net Receivable</b>                         | <b>11,840</b>  | <b>11,060</b>  |

No trade receivables are due from directors or other officers of the Group either severally or jointly with any other person.

## Trade Receivables ageing schedule as on March 31, 2023

| Particulars  | Unbilled | Not Due      | Outstanding for following periods from the due date |                  |              |              |                   | Total         |
|--|----------|--------------|---|------------------|--------------|--------------|-------------------|---------------|
|  |          |              | Less than 6 months                                  | 6 months -1 year | 1-2 years    | 2-3 years    | More than 3 years |               |
|  |          |              | (i) Undisputed Trade receivables – considered good  | -                | 2,682        | 6,714        | 1,457             |               |
| (ii) Undisputed Trade Receivables – which have significant increase in credit risk | -        | -            | -   | -                | -            | -            | -                 | -             |
| (iii) Undisputed Trade Receivables – credit impaired                               | -        | -            | -   | -                | -            | -            | -                 | -             |
| (iv) Disputed Trade Receivables–considered good                                    | -        | 6            | 16  | 13               | 46           | 145          | 386               | 612           |
| (v) Disputed Trade Receivables – which have significant increase in credit risk    | -        | -            | -   | -                | -            | -            | -                 | -             |
| (vi) Disputed Trade Receivables – credit impaired                                  | -        | -            | -   | -                | -            | 7            | 40                | 47            |
| <b>Total</b>   | -        | <b>2,688</b> | <b>6,730</b>  | <b>1,470</b>     | <b>1,296</b> | <b>1,439</b> | <b>2,957</b>      | <b>16,580</b> |
| Less: Loss allowance for bad & doubtful receivables                                | -        | -            | 521   | 687              | 898          | 775          | 1,859             | <b>4,740</b>  |
| <b>Net Receivable</b>  | -        | <b>2,688</b> | <b>6,209</b>  | <b>783</b>       | <b>398</b>   | <b>664</b>   | <b>1,098</b>      | <b>11,840</b> |

## Trade Receivables ageing schedule as on March 31, 2022

| Particulars  | Unbilled | Not Due      | Outstanding for following periods from the due date |                  |              |              |                   | Total         |
|--|----------|--------------|---|------------------|--------------|--------------|-------------------|---------------|
|  |          |              | Less than 6 months                                  | 6 months -1 year | 1-2 years    | 2-3 years    | More than 3 years |               |
|  |          |              | (i) Undisputed Trade receivables – considered good  | -                | 1,768        | 5,968        | 1,140             |               |
| (ii) Undisputed Trade Receivables – which have significant increase in credit risk | -        | -            | -   | -                | -            | -            | -                 | -             |
| (iii) Undisputed Trade Receivables – credit impaired                               | -        | -            | -   | -                | -            | -            | -                 | -             |
| (iv) Disputed Trade Receivables–considered good                                    | -        | 12           | 38  | 30               | 122          | 254          | 694               | 1,150         |
| (v) Disputed Trade Receivables – which have significant increase in credit risk    | -        | -            | -   | -                | -            | -            | -                 | -             |
| (vi) Disputed Trade Receivables – credit impaired                                  | -        | -            | -   | -                | -            | 30           | 240               | 270           |
| <b>Total</b>   | -        | <b>1,780</b> | <b>6,006</b>  | <b>1,170</b>     | <b>1,553</b> | <b>1,679</b> | <b>4,105</b>      | <b>16,293</b> |
| Less: Loss allowance for bad & doubtful receivables                                | -        | 12           | 516   | 827              | 547          | 832          | 2,499             | <b>5,233</b>  |
| <b>Net Receivable</b>  | -        | <b>1,768</b> | <b>5,490</b>  | <b>343</b>       | <b>1,006</b> | <b>847</b>   | <b>1,606</b>      | <b>11,060</b> |

## Note 10 B : Cash and cash equivalents

| Particulars                 | (INR Lakhs)    |                |
|-----------------------------|----------------|----------------|
|                             | March 31, 2023 | March 31, 2022 |
| <b>Balance with banks :</b> |                |                |
| - On current accounts       | 602            | 623            |

## Notes to consolidated financial statements

for the year ended March 31, 2023

| Particulars   | (INR Lakhs)    |                |
|---|----------------|----------------|
|   | March 31, 2023 | March 31, 2022 |
| - Deposits with original maturity of three months or less than three months | 16             | 21             |
| Cheques in hand   | 1,136          | 1,080          |
| Cash on hand  | 78             | 102            |
| <b>Total</b>  | <b>1,832</b>   | <b>1,826</b>   |

### Note 10 C: Bank balances other than (iii) above

| Particulars  | (INR Lakhs)    |                |
|--|----------------|----------------|
|  | March 31, 2023 | March 31, 2022 |
| - Deposits with original maturity of more than three months* | 2,000          | 2,000          |
| - Unclaimed dividend account#                                | 4              | 5              |
| <b>Total</b>   | <b>2,004</b>   | <b>2,005</b>   |

\* Pledged with banks against overdraft facility for INR 2,000 lakhs (Previous year - INR 2,000 lakhs)

# These balances are not available for use by the Group as they represent corresponding unclaimed dividend liabilities.

### Note 11 : Other current assets

| Particulars   | (INR Lakhs)    |                |
|---|----------------|----------------|
|   | March 31, 2023 | March 31, 2022 |
| Prepaid expenses** [(after offsetting lease liability of INR 374 Lakhs (Previous Year March 31, 2022: INR 259 Lakhs)) # | 724            | 276            |
| Advances given [net of provision of INR 131 Lakhs (Previous Year March 31, 2022: INR 121 Lakhs)] *                      | 514            | 592            |
| Balance with government authorities   | 5,763          | 4,266          |
| CSR pre spent   | -              | 1              |
| <b>Total</b>  | <b>7,001</b>   | <b>5,135</b>   |

# Includes prepaid expenses pertaining to related parties INR 374 Lakhs (Previous year March 31, 2022: INR 449 Lakhs) (refer note 34A)

\* Includes advances pertaining to related parties INR 176 Lakhs (Previous year March 31, 2022: INR Nil Lakhs) (refer note 34A)

\*\*Includes un-amortised expenses pertaining to OTT play amounting INR 135 Lakhs (Previous year March 31, 2022: INR Nil Lakhs)

### Note 12 : Share capital

#### Authorised share capital

| Particulars            | No. of shares | Amount (INR Lakhs) |
|------------------------|---------------|--------------------|
| At April 1, 2021       | 8,70,00,000   | 8,700              |
| Change during the year | -             | -                  |
| At March 31, 2022      | 8,70,00,000   | 8,700              |
| Change during the year | -             | -                  |
| At March 31, 2023      | 8,70,00,000   | 8,700              |

#### Terms/ rights attached to equity shares

The Parent Company has only one class of equity shares having par value of INR 10 per share. Each holder of equity shares is entitled to one vote per share. The Parent Company declares and pays dividends in Indian rupees. The dividend proposed by the Board of Directors is subject to the approval of the shareholders in the ensuing Annual General Meeting.

In the event of liquidation of the Parent Company, the holders of equity shares will be entitled to receive remaining assets of the Parent Company, after distribution of all preferential amounts. The distribution will be in proportion to the number of equity shares held by the shareholders.

# Notes to consolidated financial statements

for the year ended March 31, 2023

## Issued, subscribed and paid-up share capital

### Equity shares of INR 10 each issued, subscribed and fully paid-up

| Particulars            | No. of shares | Amount (INR Lakhs) |
|------------------------|---------------|--------------------|
| At April 1, 2021       | 7,36,71,548   | 7,367              |
| Change during the year | -             | -                  |
| At March 31, 2022      | 7,36,71,548   | 7,367              |
| Change during the year | -             | -                  |
| At March 31, 2023      | 7,36,71,548   | 7,367              |

### Reconciliation of the equity shares outstanding at the beginning and at the end of the year :

| Particulars                                     | March 31, 2023 (% of holding) |                    | March 31, 2022 (% of holding) |                    |
|---|-------------------------------|--------------------|-------------------------------|--------------------|
|   | No. of shares                 | Amount (INR Lakhs) | No. of shares                 | Amount (INR Lakhs) |
| Shares outstanding at the beginning of the year | 7,36,71,548                   | 7,367              | 7,36,71,548                   | 7,367              |
| Shares Issued during the year                   | -                             | -                  | -                             | -                  |
| Shares outstanding at the end of the year       | <b>7,36,71,548</b>            | <b>7,367</b>       | <b>7,36,71,548</b>            | <b>7,367</b>       |

### Shares held by holding/ ultimate holding company and/ or their subsidiaries/ associates

Out of equity shares issued by the Parent Company, shares held by its holding company are as below:

| Particulars   | (INR Lakhs)    |                |
|---|----------------|----------------|
|   | March 31, 2023 | March 31, 2022 |
| HT Media Limited, the holding company   |                |                |
| 54,808,457 (previous year 54,808,457) equity shares of INR 10 each fully paid | 5,481          | 5,481          |

### Details of shareholders holding more than 5% shares in the Parent company

| Particulars                             | As at March 31, 2023 |                    | As at March 31, 2022 |                    |
|---|----------------------|--------------------|----------------------|--------------------|
|   | No. of shares        | Amount (INR Lakhs) | No. of shares        | Amount (INR Lakhs) |
| Equity shares of INR 10 each fully paid |                      |                    |                      |                    |
| HT Media Limited, the holding company   | 5,48,08,457          | 74.40%             | 5,48,08,457          | 74.40%             |

As per records of the Parent Company, including its register of shareholders/members and other declaration received from the shareholders regarding beneficial interest, the above shareholding represents both legal and beneficial ownerships of shares.

### Shareholding of promoters as on March 31, 2023:

| S. No | Promoter name    | No. of shares at the beginning of the year | Change during the year | No. of shares at the end of the year | % of total shares | % Change during the year |
|-------|------------------|--|------------------------|--------------------------------------|-------------------|--------------------------|
| 1     | HT Media Limited | 5,48,08,457                                | -                      | 5,48,08,457                          | 74.40%            | -                        |
|       |                  | <b>5,48,08,457</b>                         | -                      | <b>5,48,08,457</b>                   | <b>74.40%</b>     | -                        |

### Shareholding of promoters as on March 31, 2022:

| S. No | Promoter name    | No. of shares at the beginning of the year | Change during the year | No. of shares at the end of the year | % of total shares | % Change during the year |
|-------|------------------|--|------------------------|--------------------------------------|-------------------|--------------------------|
| 1     | HT Media Limited | 5,48,08,457                                | -                      | 5,48,08,457                          | 74.40%            | -                        |
|       |                  | <b>5,48,08,457</b>                         | -                      | <b>5,48,08,457</b>                   | <b>74.40%</b>     | -                        |



## Notes to consolidated financial statements

for the year ended March 31, 2023

### Shares reserved for issue under options

For details of equity shares reserved for the issue under Employee Stock Options (ESOP) of the Parent Company refer note 32

#### Note 13 : Other equity

| Particulars                                  | (INR Lakhs)     |                 |
|--|-----------------|-----------------|
|  | March 31, 2023  | March 31, 2022  |
| Securities premium                           | 24,239          | 24,239          |
| Capital redemption reserve                   | 1               | 1               |
| Capital reserve                              | 6,645           | 6,645           |
| General reserve                              | 694             | 694             |
| Retained earnings                            | 1,19,928        | 1,23,567        |
| FVTOCI reserve                               | (11,379)        | (3,534)         |
| Cash flow hedging reserve (refer note 36)    | 20              | (8)             |
| Costs of hedging reserve (refer note 36)     | -               | (32)            |
| Share-based payments reserve (refer note 32) | 48              | 43              |
| <b>Total</b>                                 | <b>1,40,196</b> | <b>1,51,615</b> |

#### Securities premium

| Particulars              | Amount (INR Lakhs) |
|--------------------------|--------------------|
| <b>At April 1, 2021</b>  | <b>24,239</b>      |
| Changes during the year  | -                  |
| <b>At March 31, 2022</b> | <b>24,239</b>      |
| Changes during the year  | -                  |
| <b>At March 31, 2023</b> | <b>24,239</b>      |

Securities premium is used to record the premium on issue of shares. The reserve can be utilised only for limited purposes such as issuance of bonus shares in accordance with the provisions of the Companies Act, 2013.

#### Capital redemption reserve

| Particulars              | Amount (INR Lakhs) |
|--------------------------|--------------------|
| <b>At April 1, 2021</b>  | <b>1</b>           |
| Changes during the year  | -                  |
| <b>At March 31, 2022</b> | <b>1</b>           |
| Changes during the year  | -                  |
| <b>At March 31, 2023</b> | <b>1</b>           |

#### Capital reserve\*

| Particulars              | Amount (INR Lakhs) |
|--------------------------|--------------------|
| <b>At April 1, 2021</b>  | <b>6,645</b>       |
| Changes during the year  | -                  |
| <b>At March 31, 2022</b> | <b>6,645</b>       |
| Changes during the year  | -                  |
| <b>At March 31, 2023</b> | <b>6,645</b>       |

\*Origination of INR 238 Lakhs is in relation to common control acquisition and INR 7,727 Lakhs is in relation to demerger of business. Utilisation of INR 1,320 Lakhs is in relation to common control acquisition.

# Notes to consolidated financial statements

for the year ended March 31, 2023

## General reserve

| Particulars              | Amount (INR Lakhs) |
|--------------------------|--------------------|
| <b>At April 1, 2021</b>  | <b>688</b>         |
| Changes during the year* | 6                  |
| <b>At March 31, 2022</b> | <b>694</b>         |
| Changes during the year  | -                  |
| <b>At March 31, 2023</b> | <b>694</b>         |

\*in relation to ESOPs forfeited during the year.

## Retained earnings

| Particulars  | (INR Lakhs)     |                 |
|--|-----------------|-----------------|
|  | March 31, 2023  | March 31, 2022  |
| Opening balance  | 1,23,567        | 1,19,639        |
| Net Profit for the year  | (3,809)         | 4,059           |
| Items of other comprehensive income (OCI) recognised directly in retained earnings |                 |                 |
| -Remeasurement gain/(loss) in relation to defined benefit plans, net of tax        | 170             | (131)           |
| <b>Closing balance</b>   | <b>1,19,928</b> | <b>1,23,567</b> |

The disaggregation of changes in OCI by each type of reserves in equity is disclosed in note 27.

## FVTOCI reserve

| Particulars              | Amount (INR Lakhs) |
|--------------------------|--------------------|
| <b>At April 1, 2021</b>  | -                  |
| Changes during the year  | (3,534)            |
| <b>At March 31, 2022</b> | <b>(3,534)</b>     |
| Changes during the year* | (7,845)            |
| <b>At March 31, 2023</b> | <b>(11,379)</b>    |

\*In relation to fair value movement of investment classified at FVTOCI.

## Cash flow hedging reserve \* (refer note 36)

| Particulars  | Amount (INR Lakhs) |
|--|--------------------|
| <b>At April 1, 2021</b>                                | <b>(105)</b>       |
| Changes in intrinsic value of foreign currency options | (39)               |
| Changes in fair value of interest rate swaps           | 130                |
| Tax Impact   | (33)               |
| Amounts reclassified to profit or loss                 | 39                 |
| <b>At March 31, 2022</b>                               | <b>(8)</b>         |
| Changes in intrinsic value of foreign currency options | (189)              |
| Changes in fair value of interest rate swaps           | 37                 |
| Tax Impact   | 189                |
| Amounts reclassified to profit or loss                 | (9)                |
| <b>At March 31, 2023</b>                               | <b>20</b>          |

\* The effective portion of gains and loss on hedging instruments in a cash flow hedge

## Notes to consolidated financial statements

for the year ended March 31, 2023

### Costs of hedging reserve (refer note 36)

| Particulars   | Amount (INR Lakhs) |
|---|--------------------|
| <b>At April 1, 2021</b>   | <b>(24)</b>        |
| Deferred costs of hedging-transaction related- Deferred time value of foreign currency option contracts | (99)               |
| Amount reclassified from cost of hedging reserve to profit or loss                                      | 88                 |
| Tax Impact  | 3                  |
| <b>At March 31, 2022</b>  | <b>(32)</b>        |
| Deferred costs of hedging-transaction related- Deferred time value of foreign currency option contracts | (3)                |
| Amount reclassified from cost of hedging reserve to profit or loss                                      | 46                 |
| Tax Impact  | (11)               |
| <b>At March 31, 2023</b>  | <b>-</b>           |

### Share-based payments reserve (refer note 32)

| Particulars                                | Amount (INR Lakhs) |
|--|--------------------|
| <b>At April 1, 2021</b>                    | <b>49</b>          |
| Changes during the year (Refer Note below) | (6)                |
| <b>At March 31, 2022</b>                   | <b>43</b>          |
| Changes during the year (Refer Note below) | 5                  |
| <b>At March 31, 2023</b>                   | <b>48</b>          |

Note:

| Particulars   | (INR Lakhs)    |                |
|---|----------------|----------------|
|   | March 31, 2023 | March 31, 2022 |
| In relation to options vested during the year   | 5              | 17             |
| Transferred from share based payments reserve to General reserve on account of forfeiture of vested options | -              | (6)            |
| On account of forfeiture of unvested options  | -              | (17)           |
| <b>Total</b>  | <b>5</b>       | <b>(6)</b>     |

### Note 14 : Income tax

The major components of income tax expense for the year ended March 31, 2023 and March 31, 2022 are :

### Statement of profit and loss :

#### Profit and loss section

| Particulars   | (INR Lakhs)    |                |
|---|----------------|----------------|
|   | March 31, 2023 | March 31, 2022 |
| <b>Current income tax :</b>   |                |                |
| Current income tax charge   | -              | 1,358          |
| Adjustments in respect of current income tax charge/ (credit) of previous years | 21             | (791)          |
| <b>Deferred tax :</b>   |                |                |
| Credit relating to origination and reversal of temporary differences            | (1,591)        | (1,883)        |
| Adjustments in respect of deferred tax charge/ (credit) of previous years       | (20)           | 1,742          |
| <b>Income tax expense/(credit) reported in the statement of profit and loss</b> | <b>(1,590)</b> | <b>426</b>     |

# Notes to consolidated financial statements

for the year ended March 31, 2023

## OCI section :

Deferred tax related to items recognised in OCI during in the year :

| Particulars   | (INR Lakhs)    |                |
|---|----------------|----------------|
|   | March 31, 2023 | March 31, 2022 |
| Income tax credit on Change in fair value of investments*                         | -              | (1,049)        |
| Income tax charge on Cash flow hedging reserve                                    | 9              | 33             |
| Income tax charge/(credit) on Costs of hedging reserve                            | 11             | (3)            |
| Income tax charge/(credit) on remeasurement gain/ (loss) on defined benefit plans | 58             | (44)           |
| <b>Income tax charged/(credit) to OCI</b>   | <b>78</b>      | <b>(1,063)</b> |

\* On absence of reasonable certainty to have sufficient capital gains in future, deferred tax asset has not been created.

## Reconciliation of tax expense and the accounting profit multiplied by India's domestic tax rate for March 31, 2023 and March 31, 2022:

| Particulars   | (INR Lakhs)    |                |
|---|----------------|----------------|
|   | March 31, 2023 | March 31, 2022 |
| <b>Accounting (loss)/profit before income tax</b>   | <b>(5,642)</b> | <b>4,733</b>   |
| At India's statutory income tax rate of 25.168 % (March 31, 2022: 25.168 %)               | (1,420)        | 1,191          |
| <b>Non-taxable income for tax purposes:</b>   |                |                |
| Income from investments & sale of property  | (1,501)        | (454)          |
| <b>Non-deductible expenses for tax purposes:</b>  |                |                |
| Adjustment in respect to change in tax rate for next year                                 | -              | -              |
| Other non-deductible expenses   | 74             | 111            |
| Adjustments in respect of current income tax charge/ (credit) of previous years           | 21             | (791)          |
| Loss on sale of investments & investment property /provision on investment property (net) | 434            | 307            |
| Adjustments in respect of deferred tax charge/ (credit) of previous years                 | (20)           | 1,742          |
| Income Taxable at Lower rate  | -              | (86)           |
| In respect of current year business losses set off against capital gain                   | 1,131          | -              |
| Difference in Tax Base and Book Base of Investments                                       | (132)          | (1,607)        |
| <b>Other Adjustments:</b>   |                |                |
| Net losses of subsidiaries on which deferred tax asset have not been recognised           | (176)          | 13             |
| <b>At the effective income tax rate</b>   | <b>(1,590)</b> | <b>426</b>     |
| <b>Income tax expense/(credit) reported in the statement of profit and loss</b>           | <b>(1,590)</b> | <b>426</b>     |

## Deferred tax relates to the following:

| Particulars   | (INR Lakhs)    |                |                          |
|---|----------------|----------------|--------------------------|
|   | March 31, 2023 | March 31, 2022 | Movement during the year |
| <b>Deferred tax liabilities</b>   |                |                |                          |
| Differences in depreciation in block of fixed assets as per tax books and financial books   | 1,943          | 2,057          | (114)                    |
| Difference between tax base and book base on Investments & investment property  | -              | 132            | (132)                    |
| <b>Gross deferred tax liabilities</b>   | <b>1,943</b>   | <b>2,189</b>   | <b>(246)</b>             |
| <b>Deferred tax assets</b>  |                |                |                          |
| Effect of expenditure debited to the Statement of Profit and Loss in the current year/earlier years but allowed for tax purposes in following years | 560            | 553            | 7                        |
| Carry forward of unabsorbed depreciation and losses   | 1,370          | -              | 1,370                    |
| Allowance for doubtful debts and advances   | 1,260          | 1,348          | (88)                     |
| <b>Gross deferred tax assets</b>  | <b>3,189</b>   | <b>1,901</b>   | <b>1,288</b>             |
| <b>Deferred tax liabilities/ (Deferred tax asset) [net]</b>   | <b>(1,246)</b> | <b>288</b>     | <b>(1,534)</b>           |

## Notes to consolidated financial statements

for the year ended March 31, 2023

### Reconciliation of Deferred tax liabilities/ (Deferred tax asset) [net]:

| Particulars   | (INR Lakhs)    |                |
|---|----------------|----------------|
|   | March 31, 2023 | March 31, 2022 |
| Opening balance as of April 1   | 288            | 1,492          |
| Tax income during the year recognised in Statement of Profit and Loss | (1,534)        | (1,204)        |
| Closing balance as at March 31  | (1,246)        | 288            |

Deductible temporary differences and unused tax losses for which no deferred tax asset is recognised in the balance sheet as on March 31, 2022 are as below:

| Particulars   | (INR Lakhs)    |                |
|---|----------------|----------------|
|   | March 31, 2023 | March 31, 2022 |
| <b>Deferred tax Assets</b>  |                |                |
| - on Carry forwards business loss (Available for 8 Assessment Year) | 57             | 65             |
| - Other temporary difference  | 72             | 39             |
| <b>Total Deferred tax Assets</b>                                    | <b>129</b>     | <b>104</b>     |

### Note 15 A : Borrowings

| Particulars  | Effective interest rate % | Maturity       | (INR Lakhs)    |                |
|--|---------------------------|----------------|----------------|----------------|
|  |                           |                | March 31, 2023 | March 31, 2022 |
| <b>Non-current borrowings</b>  |                           |                |                |                |
| <b>From banks</b>  |                           |                |                |                |
| <b>Secured</b>   |                           |                |                |                |
| ECB from banks   | Refer note I              | Refer note I   | 1,027          | 2,842          |
|  |                           |                | <b>1,027</b>   | <b>2,842</b>   |
| Less : Amount clubbed under "Current Borrowings" (Current maturities of long term borrowing) |                           |                | 1,027          | 1,895          |
|  |                           |                | -              | <b>947</b>     |
| <b>Current borrowings</b>  |                           |                |                |                |
| <b>From banks</b>  |                           |                |                |                |
| <b>Secured</b>   |                           |                |                |                |
| Cash Credit/ Overdraft from bank   | Refer note II             | Refer note II  | 1,500          | 1,288          |
| Short term loan (STL)/working capital demand loan(WCDL) from bank                            | Refer note III            | Refer note III | -              | 7,500          |
| Current maturity of long term loans  |                           |                | 1,027          | 1,895          |
| <b>Unsecured</b>   |                           |                |                |                |
| Buyer's credit from bank   | Refer note IV             | Refer note IV  | 676            | 99             |
| FCNR loan from bank  | Refer note V              | Refer note V   | 2,494          | -              |
|  |                           |                | <b>5,697</b>   | <b>10,782</b>  |
| <b>Aggregate secured loans</b>   |                           |                | 2,527          | 11,630         |
| <b>Aggregate unsecured loans</b>   |                           |                | 3,170          | 99             |

# Notes to consolidated financial statements

for the year ended March 31, 2023

## Note I - External commercial borrowing from bank (secured)

External commercial borrowing of USD 100 Lakhs from Bank carries interest @USD 3 months Libor + 0.65% spread p.a. The loan is repayable in 8 semi annual equal installments of USD 12.50 Lakhs starting from 29 November, 2019. The loan is secured by Pledge of Debt Mutual Funds investment of company. Refer note 38 for further details.

## Note II- Cash Credit/ Overdraft from bank (Secured)

Outstanding Cash Credit/ Overdraft from Bank was drawn @ 7.60% p.a. and is payable on demand. The loan is secured by Lien on Fixed Deposits.

## Note III- STL/ WCDL from bank (Secured)

Outstanding STL/WCDL from Bank as on March 31, 2022 was drawn in various tranches from January 19, 2022 till March 28, 2022 @ average Interest Rate of 4.57% p.a. (Applicable MIBOR+Margin / Fixed rate) and were duly repaid starting from April 4, 2022 till May 5, 2022. The loan was secured by Pledge of Debt Mutual Funds investment/ Current Assets of company.

Quarterly returns or statements of current assets filed by the Company with banks or financial institutions are in agreement with the books of accounts.

## Note IV- Buyer's credit from bank (Unsecured)

Outstanding Buyer's Credit loan from Bank was drawn in various tranches from Dec 14, 2022 till January 25, 2023 @ average Interest Rate of 5.84% p.a. (Applicable LIBOR+Margin / Fixed rate) and are due for repayment in FY 2023-24.

## Note V- Short term foreign currency non- repatriable (FCNR) loan from banks (Unsecured)

- Outstanding short term FCNR loan from bank was drawn @6.25% p.a during quarter ended March 31, 2023 and are due for repayment during FY 23-24.

### Debt reconciliation:

| Particulars                                | (INR Lakhs)  |                           |               |
|--|--|---------------------------|---------------|
|  | Current borrowings<br>(including current<br>portion of Long-<br>term borrowings<br>but excluding bank<br>overdraft classified<br>as part of cash and<br>cash equivalent) | Non current<br>borrowings | Total         |
| <b>As at April 1, 2021</b>                 | <b>3,829</b>   | <b>2,741</b>              | <b>6,570</b>  |
| <b>Cash Flows:</b>                         |  |                           |               |
| -Proceeds from short term borrowings       | 43,231   | -                         | 43,231        |
| -Repayment of short term borrowings        | (39,462)   | -                         | (39,462)      |
| <b>Adjustments:</b>                        |  |                           |               |
| -Foreign exchange adjustments              | 1  | 101                       | 102           |
| - Re-classification of Long-term Borrowing | 1,895  | (1,895)                   | -             |
| <b>As at March 31, 2022</b>                | <b>9,494</b>   | <b>947</b>                | <b>10,441</b> |
| <b>Cash Flows:</b>                         |  |                           |               |
| -Proceeds from short term borrowings       | 67,475   | -                         | 67,475        |
| -Repayment of short term borrowings        | (73,791)   | -                         | (73,791)      |
| <b>Adjustments:</b>                        |  |                           |               |
| -Foreign exchange adjustments              | 72   | -                         | 72            |
| - Re-classification of Long-term Borrowing | 947  | (947)                     | -             |
| <b>As at March 31, 2023</b>                | <b>4,197</b>   | <b>-</b>                  | <b>4,197</b>  |

## Notes to consolidated financial statements

for the year ended March 31, 2023

### Note 15 B : Trade payables

| Particulars   | (INR Lakhs)    |                |
|---|----------------|----------------|
|   | March 31, 2023 | March 31, 2022 |
| <b>Trade payables</b>   |                |                |
| - total outstanding due of micro enterprises and small enterprises                          | 536            | 622            |
| <b>Total (a)</b>  | <b>536</b>     | <b>622</b>     |
| - total outstanding dues of creditors other than of micro enterprises and small enterprises | 8,987          | 6,375          |
| - total outstanding due to related parties (refer note 34A)                                 | 1,107          | 1,050          |
| <b>Total (b)</b>  | <b>10,094</b>  | <b>7,425</b>   |
| <b>Total (a) +(b)</b>   | <b>10,630</b>  | <b>8,047</b>   |
| <b>Current</b>  | <b>10,630</b>  | <b>8,047</b>   |

### Trade payables ageing schedule as on March 31, 2023

| Particulars                 | Unbilled     | Not Due      | Outstanding for following periods from the date of transaction |              |           |                   | Total         |
|-----------------------------|--------------|--------------|--|--------------|-----------|-------------------|---------------|
|                             |              |              | Less than 1 year   | 1-2 years    | 2-3 years | More than 3 years |               |
|                             |              |              | (i) MSME   | -            | 494       | 38                |               |
| (ii) Others                 | 2,786        | 3,040        | 2,702  | 1,516        | -         | -                 | 10,044        |
| (iii) Disputed dues – MSME  | -            | -            | -  | -            | -         | -                 | -             |
| (iv) Disputed dues - Others | -            | -            | -  | -            | -         | 50                | 50            |
| <b>Total</b>                | <b>2,786</b> | <b>3,534</b> | <b>2,740</b>   | <b>1,517</b> | <b>-</b>  | <b>53</b>         | <b>10,630</b> |

### Trade payables ageing schedule as on March 31, 2022

| Particulars                 | Unbilled     | Not Due      | Outstanding for following periods from the date of transaction |              |           |                   | Total        |
|-----------------------------|--------------|--------------|--|--------------|-----------|-------------------|--------------|
|                             |              |              | Less than 1 year   | 1-2 years    | 2-3 years | More than 3 years |              |
|                             |              |              | (i) MSME   | -            | 584       | 38                |              |
| (ii) Others                 | 1,748        | 2,173        | 1,753  | 1,652        | 28        | 21                | 7,375        |
| (iii) Disputed dues – MSME  | -            | -            | -  | -            | -         | -                 | -            |
| (iv) Disputed dues - Others | -            | -            | -  | -            | 50        | -                 | 50           |
| <b>Total</b>                | <b>1,748</b> | <b>2,757</b> | <b>1,791</b>   | <b>1,652</b> | <b>78</b> | <b>21</b>         | <b>8,047</b> |

### Note 15 C : Other financial liabilities

| Particulars                               | Non- Current   |                | Current        |                |
|---|--|----------------|----------------|----------------|
|   | March 31, 2023                                       | March 31, 2022 | March 31, 2023 | March 31, 2022 |
|   | <b>Other financial liabilities at amortized cost</b> |                |                |                |
| Book overdraft                            | -  | -              | 3              | 4              |
| Sundry deposits*                          | -  | -              | 40,876         | 30,430         |
| Interest accrued on borrowings and others | -  | -              | 18             | 114            |
| Unclaimed dividend #                      | -  | -              | 4              | 5              |
| Liability-Premium call option             | -  | 6              | 6              | 47             |

# Notes to consolidated financial statements

for the year ended March 31, 2023

| Particulars  | Non- Current   |                | Current        |                |
|--|----------------|----------------|----------------|----------------|
|  | March 31, 2023 | March 31, 2022 | March 31, 2023 | March 31, 2022 |
| Employee related payables  | -              | -              | 3,584          | 3,698          |
| Others   | -              | -              | 295            | 156            |
| <b>Other financial liabilities at fair value through profit and loss</b> |                |                |                |                |
| Derivatives not designated as hedges                                     | -              | -              | 20             | -              |
| <b>Derivatives designated as hedges</b>                                  |                |                |                |                |
| Derivative liability-Interest rate swap contract (refer note 36)         | -              | 11             | -              | 21             |
| <b>Total other financial liabilities</b>                                 | <b>-</b>       | <b>17</b>      | <b>44,806</b>  | <b>34,475</b>  |

# Amount payable to Investor Education and Protection Fund Nil Nil Nil Nil Nil

\* Includes security deposits pertaining to related parties INR NIL (Previous year March 31, 2022: INR 467 Lakhs) (refer note 34A)

## Break up of financial liabilities carried at amortized cost

| Particulars  | Note No | (INR Lakhs)    |                |
|--|---------|----------------|----------------|
|  |         | March 31, 2023 | March 31, 2022 |
| Borrowings (current)   | 15A     | 5,697          | 10,782         |
| Borrowings (non- current)                                    | 15A     | 1,027          | 2,842          |
| Trade payables   | 15B     | 10,630         | 8,047          |
| Book overdraft   | 15C     | 3              | 4              |
| Sundry deposits  | 15C     | 40,876         | 30,430         |
| Interest accrued but not due on borrowings and others        | 15C     | 18             | 114            |
| Unclaimed dividend   | 15C     | 4              | 5              |
| Liability-Premium call option                                | 15C     | 6              | 53             |
| Employee related payables                                    | 15C     | 3,584          | 3,698          |
| Others   | 15C     | 295            | 156            |
| <b>Total financial liabilities carried at amortised cost</b> |         | <b>62,140</b>  | <b>56,131</b>  |

## Note 15 D : Lease liabilities

| Particulars                       | (INR Lakhs)    |                |
|-----------------------------------|----------------|----------------|
|                                   | March 31, 2023 | March 31, 2022 |
| <b>Unsecured</b>                  |                |                |
| Lease liabilities (refer note 42) | 4,961          | 272            |
| <b>Total</b>                      | <b>4,961</b>   | <b>272</b>     |
| <b>Current</b>                    | <b>618</b>     | <b>86</b>      |
| <b>Non- current</b>               | <b>4,343</b>   | <b>186</b>     |

## Note 15E : Other current liabilities

| Particulars   | (INR Lakhs)    |                |
|---|----------------|----------------|
|   | March 31, 2023 | March 31, 2022 |
| Statutory dues  | 571            | 474            |
| Advances from customers against sale of investment property | 693            | 372            |
| <b>Total</b>  | <b>1,264</b>   | <b>846</b>     |



## Notes to consolidated financial statements

for the year ended March 31, 2023

### Note 16 : Contract liabilities

(INR Lakhs)

| Particulars              | Non- Current   |                | Current        |                |
|--------------------------|----------------|----------------|----------------|----------------|
|                          | March 31, 2023 | March 31, 2022 | March 31, 2023 | March 31, 2022 |
| Advances from customers* | 2              | -              | 1,419          | 1,114          |
| Deferred revenue         | -              | -              | 888            | 584            |
| <b>Total</b>             | <b>2</b>       | <b>-</b>       | <b>2,307</b>   | <b>1,698</b>   |

Amount of revenue recognised during FY 2022-2023 from contract liabilities at the beginning of the year is INR 1,086 lakhs (Previous Year : INR 1,232 lakhs).

Amount accrued during FY 2022-2023 amounts to INR 1,697 Lakhs (Previous Year : INR 886 lakhs).

\* Includes advances from customers pertaining to related parties INR 356 Lakhs (Previous year March 31, 2022: INR Nil Lakhs) (refer note 34A)

### Note 17 : Provisions

(INR Lakhs)

| Particulars  | March 31, 2023 | March 31, 2022 |
|--|----------------|----------------|
| <b>Provision for employee benefits (refer note 31)</b> |                |                |
| Provision for leave Benefits                           | 68             | 72             |
| Provision for gratuity                                 | 1,322          | 1,407          |
| <b>Total</b>   | <b>1,390</b>   | <b>1,479</b>   |
| <b>Current</b>   | 1,390          | 1,479          |

### Note 18 : Income tax liabilities (net)

(INR Lakhs)

| Particulars                | March 31, 2023 | March 31, 2022 |
|----------------------------|----------------|----------------|
| Income tax liability (net) | -              | 445            |
| <b>Total</b>               | <b>-</b>       | <b>445</b>     |

### Note 19 : Revenue from operations

#### Revenue from contracts with customers

(INR Lakhs)

| Particulars                                       | March 31, 2023 | March 31, 2022 |
|---|----------------|----------------|
| <b>Sale of products</b>                           |                |                |
| - Sale of newspaper and publications              | 18,253         | 17,361         |
| <b>Sale of services</b>                           |                |                |
| - Advertisement revenue                           | 47,644         | 44,054         |
| - Revenue from digital services                   | 364            | 19             |
| - Job work revenue and commission income          | 512            | 447            |
| <b>Other operating revenues</b>                   |                |                |
| - Sale of scrap, waste papers and old publication | 1,210          | 1,213          |
| - Forfeiture of security deposits                 | 2,465          | 3,348          |
| - Others  | 892            | 478            |
| <b>Total</b>                                      | <b>71,340</b>  | <b>66,920</b>  |

# Notes to consolidated financial statements

for the year ended March 31, 2023

Reconciliation of revenue recognised with the contracted price is as follows:

| Particulars                       | (INR Lakhs)    |                |
|-----------------------------------|----------------|----------------|
|                                   | March 31, 2023 | March 31, 2022 |
| Contract price                    | 72,172         | 67,321         |
| Adjustments to the contract price | (833)          | (401)          |
| <b>Revenue recognised</b>         | <b>71,340</b>  | <b>66,920</b>  |

The adjustments made to the contract price comprises of volume discounts, returns, credits, etc under the head "Revenue from Operations".

## Note 20 : Other income

| Particulars   | (INR Lakhs)    |                |
|---|----------------|----------------|
|   | March 31, 2023 | March 31, 2022 |
| Interest income on EIR basis  |                |                |
| - Bank deposits   | 100            | 232            |
| - Loan to fellow subsidiary (refer note 34A)  | -              | 85             |
| - Others  | 28             | 6              |
| <b>Other non - operating income</b>   |                |                |
| Reversal of provision for impairment in the value of investment properties (refer note 4) | 171            | -              |
| Unclaimed balances/liabilities written back (net)   | 742            | 444            |
| Rental income   | 669            | 544            |
| Finance income from debt instruments at FVTPL*  | 5,644          | 5,850          |
| Profit on sale of investments   | -              | 358            |
| Unwinding of discount on security deposit   | 51             | 71             |
| Profit on sale of investment property   | 319            | 33             |
| Miscellaneous income  | 86             | 143            |
| <b>Total</b>  | <b>7,810</b>   | <b>7,766</b>   |

\*Gain on account of fair value movement (refer note 2.2 (r) Debt instruments at FVTPL)

## Note 21 : Cost of materials consumed

| Particulars                            | (INR Lakhs)    |                |
|--|----------------|----------------|
|  | March 31, 2023 | March 31, 2022 |
| <b>Consumption of raw materials</b>    |                |                |
| Inventory at the beginning of the year | 6,790          | 4,547          |
| Add: Purchase during the year          | 30,188         | 26,799         |
| Less : Sale of damaged newsprint       | 176            | 146            |
|  | <b>36,802</b>  | <b>31,200</b>  |
| Less: Inventory at the end of the year | 5,386          | 6,790          |
| <b>Total</b>                           | <b>31,416</b>  | <b>24,410</b>  |

## Notes to consolidated financial statements

for the year ended March 31, 2023

### Note 22 : Changes in inventories

| Particulars                                   | (INR Lakhs)    |                |
|---|----------------|----------------|
|   | March 31, 2023 | March 31, 2022 |
| <b>Inventory at the beginning of the year</b> |                |                |
| - Work -in- progress                          | 1              | 1              |
| - Scrap and waste papers                      | 29             | 26             |
| <b>Inventory at the end of the year</b>       |                |                |
| - Work -in- progress                          | -              | 1              |
| - Scrap and waste papers                      | 35             | 29             |
| <b>Changes in inventories</b>                 |                |                |
| - Work -in- progress                          | 1              | -              |
| - Scrap and waste papers                      | (6)            | (3)            |
| <b>Total</b>                                  | <b>(5)</b>     | <b>(3)</b>     |

### Note 23 : Employee benefits expense

| Particulars   | (INR Lakhs)    |                |
|---|----------------|----------------|
|   | March 31, 2023 | March 31, 2022 |
| Salaries, wages and bonus                                 | 14,988         | 14,228         |
| Contribution to provident and other funds (Refer Note 31) | 558            | 594            |
| Employee stock option scheme (Refer Note 32)              | 4              | 25             |
| Gratuity expense (Refer Note 31)                          | 295            | 253            |
| Workmen and staff welfare expenses                        | 191            | 131            |
| <b>Total</b>  | <b>16,036</b>  | <b>15,231</b>  |

### Note 24 : Finance costs

| Particulars  | (INR Lakhs)    |                |
|--|----------------|----------------|
|  | March 31, 2023 | March 31, 2022 |
| Interest on debts and borrowings                                 | 1,352          | 840            |
| Interest on lease liabilities (refer note 42)                    | 261            | 39             |
| Exchange difference regarded as an adjustment to borrowing costs | 3              | 40             |
| Bank charges   | 43             | 19             |
| <b>Total</b>   | <b>1,659</b>   | <b>938</b>     |

### Note 25 : Depreciation and amortization expense

| Particulars  | (INR Lakhs)    |                |
|--|----------------|----------------|
|  | March 31, 2023 | March 31, 2022 |
| Depreciation of property, plant and equipment (note 3) | 1,691          | 1,843          |
| Depreciation expense of right-of-use assets (note 42)  | 1,157          | 859            |
| Amortization of intangible assets (note 5)             | 94             | 44             |
| Depreciation on investment properties (note 4)         | 195            | 237            |
| <b>Total</b>   | <b>3,137</b>   | <b>2,983</b>   |

# Notes to consolidated financial statements

for the year ended March 31, 2023

## Note 26 : Other expenses

| Particulars  | (INR Lakhs)    |                |
|--|----------------|----------------|
|  | March 31, 2023 | March 31, 2022 |
| Services for mobile content and media buying   | 2,490          | -              |
| Consumption of stores and spares   | 2,142          | 1,798          |
| Printing and service charges   | 3,820          | 3,453          |
| News service and dispatches  | 405            | 336            |
| News content sourcing fees   | 6,060          | 5,434          |
| Service charges on advertisement revenue   | 257            | 284            |
| Power and fuel   | 840            | 826            |
| Advertising and sales promotion  | 3,813          | 2,706          |
| Freight and forwarding charges   | 1,263          | 1,204          |
| Rent (refer note 42)   | 578            | 530            |
| Rates and taxes  | 53             | 32             |
| Insurance  | 222            | 254            |
| Repairs and maintenance:   |                |                |
| - Plant and machinery  | 2,196          | 1,236          |
| -Building  | 213            | 143            |
| -Others  | 9              | 3              |
| Travelling and conveyance  | 1,777          | 1,632          |
| Communication costs  | 269            | 279            |
| Legal and professional fees  | 2,729          | 2,449          |
| Payment to auditors  | 82             | 80             |
| Director's sitting fees (Refer Note 34A)   | 24             | 36             |
| Foreign exchange differences (net)   | 59             | 25             |
| Allowances for bad and doubtful receivables and advances (refer note I)                              | 750            | 1,441          |
| Loss on sale of property, plant and equipment (includes impairment of property, plant and equipment) | 38             | 139            |
| Fair value loss on investments through profit and loss (refer note II)                               | 1,133          | 764            |
| Loss on sale of investments  | 1              | -              |
| Provision for impairment on investment properties  | -              | 104            |
| CSR Expenditure  | 50             | 68             |
| Fair value loss/gain on derivative at fair value through profit or loss                              | 15             | -              |
| Miscellaneous expenses   | 1,261          | 1,138          |
| <b>Total</b>   | <b>32,549</b>  | <b>26,394</b>  |

## Note I : Movement of allowances for bad and doubtful receivables

| Particulars                  | (INR Lakhs)    |                |
|------------------------------|----------------|----------------|
|                              | March 31, 2023 | March 31, 2022 |
| Opening                      | 5,354          | 5,354          |
| Add: Provision created (net) | 750            | 1,441          |
| Less: Bad debts written off  | 1,233          | 1,441          |
| <b>Closing</b>               | <b>4,871</b>   | <b>5,354</b>   |

## Notes to consolidated financial statements

for the year ended March 31, 2023

### Note II: Detail of Fair value of investment through profit and loss (net)

| Particulars  | (INR Lakhs)    |                |
|--|----------------|----------------|
|  | March 31, 2023 | March 31, 2022 |
| Gain on fair valuation of Investments recognized during the year | (1,014)        | (3,797)        |
| Loss on fair valuation of Investments recognized during the year | 2,147          | 4,561          |
| <b>Net loss</b>  | <b>1,133</b>   | <b>764</b>     |

### Note 27 : Other comprehensive income

The disaggregation of changes to OCI by each type of reserve in equity is shown below :

#### For the year ended March 31, 2023

| Particulars                            | (INR Lakhs)       |                |                           |                          |                |
|--|-------------------|----------------|---------------------------|--------------------------|----------------|
|  | Retained earnings | FVTOCI Reserve | Cash flow hedging reserve | Costs of hedging reserve | Total          |
| Change in fair value of investments    | -                 | (7,845)        | -                         | -                        | (7,845)        |
| Income tax effect                      | -                 | -              | -                         | -                        | -              |
| Remeasurement on defined benefit plans | 228               | -              | -                         | -                        | 228            |
| Income tax effect                      | (58)              | -              | -                         | -                        | (58)           |
| Cash flow hedging reserve              | -                 | -              | 37                        | -                        | 37             |
| Income tax effect                      | -                 | -              | (9)                       | -                        | (9)            |
| Costs of hedging reserve               | -                 | -              | -                         | 43                       | 43             |
| Income tax effect                      | -                 | -              | -                         | (11)                     | (11)           |
| <b>Total</b>                           | <b>170</b>        | <b>(7,845)</b> | <b>28</b>                 | <b>32</b>                | <b>(7,615)</b> |

#### For the year ended March 31, 2022

| Particulars                            | (INR Lakhs)       |                |                           |                          |                |
|--|-------------------|----------------|---------------------------|--------------------------|----------------|
|  | Retained earnings | FVTOCI Reserve | Cash flow hedging reserve | Costs of hedging reserve | Total          |
| Change in fair value of investments    | -                 | (4,583)        | -                         | -                        | (4,583)        |
| Income tax effect                      | -                 | 1,049          | -                         | -                        | 1,049          |
| Remeasurement on defined benefit plans | (175)             | -              | -                         | -                        | (175)          |
| Income tax effect                      | 44                | -              | -                         | -                        | 44             |
| Cash flow hedging reserve              | -                 | -              | 130                       | -                        | 130            |
| Income tax effect                      | -                 | -              | (33)                      | -                        | (33)           |
| Costs of hedging reserve               | -                 | -              | -                         | (11)                     | (11)           |
| Income tax effect                      | -                 | -              | -                         | 3                        | 3              |
| <b>Total</b>                           | <b>(131)</b>      | <b>(3,534)</b> | <b>97</b>                 | <b>(8)</b>               | <b>(3,576)</b> |

### Note 28 : Earnings per share (EPS)

Basic EPS amounts are calculated by dividing the profit for the year attributable to equity holders of the Group by the weighted average number of Equity shares outstanding during the year.

Diluted EPS amounts are calculated by dividing the profit attributable to equity holders of the Group by the weighted average number of Equity shares outstanding during the year plus the weighted average number of Equity shares that would be issued on conversion of all the dilutive potential Equity shares into Equity shares.

# Notes to consolidated financial statements

for the year ended March 31, 2023

The following reflects the income and share data used in the basic and diluted EPS computations:

| Particulars   | March 31, 2023 | March 31, 2022 |
|---|----------------|----------------|
| <b>Profit/(Loss) attributable to equity holders (INR Lakhs)</b>                   | (3,809)        | 4,059          |
| <b>Weighted average number of Equity shares for basic and diluted EPS (Lakhs)</b> | <b>736.72</b>  | <b>736.72</b>  |
| <b>(Loss)/Earnings per share</b>  |                |                |
| Basic EPS   | (5.17)         | 5.51           |
| Diluted EPS   | (5.17)         | 5.51           |

## Note 29 : Dividend

The Company has neither declared nor paid any dividend during the current and previous year as per the Section 123 of the Companies Act, 2013.

## Note 30 : Capital management

For the purpose of the Group's capital management, capital includes issued equity capital, securities premium and all other equity reserves. The primary objective of the Group's capital management is to maximize the shareholder value.

The Group manages its capital structure and makes adjustments in light of changes in economic conditions and the requirements of the financial covenants. To maintain or adjust the capital structure, the Group may adjust the dividend payment to shareholders, return capital to shareholders or issue new shares. The Group monitors capital using a gearing ratio, which is net debt divided by total capital and net debt. The Group includes within net debt, interest bearing loans and borrowings and interest accrued on borrowings.

| Particulars  | March 31, 2023  | March 31, 2022  |
|--|-----------------|-----------------|
|  | (INR Lakhs)     |                 |
| Borrowings including current maturity of long term borrowing ( refer note 15A) | 5,697           | 11,729          |
| Interest accrued on borrowings and others ( refer note 15C)                    | 18              | 114             |
| <b>Debt</b>  | <b>5,715</b>    | <b>11,843</b>   |
| <b>Equity share capital &amp; other equity</b>                                 | <b>1,47,563</b> | <b>1,58,982</b> |
| <b>Total capital employed</b>  | <b>1,53,278</b> | <b>1,70,825</b> |
| Less: Intangible assets  | 7,101           | 7,198           |
| Less: Deferred Tax Asset   | 1,246           | -               |
| Add: Deferred Tax Liability  | -               | 288             |
| <b>Net Capital Employed</b>  | <b>1,44,931</b> | <b>1,63,915</b> |
| <b>Gearing ratio</b>   | <b>3.94%</b>    | <b>7.23%</b>    |

No changes were made in the objectives, policies or processes for managing capital during the years ended March 31, 2023 and March 31, 2022.

## Note 31 : Employee benefits

### A. Define benefit plan: Gratuity

| Particulars    | March 31, 2023 | March 31, 2022 |
|----------------|----------------|----------------|
|                | (INR Lakhs)    |                |
| Gratuity plan  | 1,322          | 1,407          |
| <b>Total</b>   | <b>1,322</b>   | <b>1,407</b>   |
| <b>Current</b> | <b>1,322</b>   | <b>1,407</b>   |

## Notes to consolidated financial statements

for the year ended March 31, 2023

The Group has a defined benefit gratuity plan. Every employee who has completed five years or more of services gets a gratuity on separation at 15 days salary (last drawn salary) for each completed year of service. Hindustan Media Ventures Limited has formed a Gratuity Trust to which contribution is made based on actuarial valuation done by independent valuer.

The Group has a defined benefit gratuity plan. The gratuity plan is governed by the Payment of Gratuity Act, 1972. Every employee who has completed five years or more of services gets a gratuity on separation at 15 days salary (last drawn salary) for each completed year of service. The gratuity plan is managed through 'HMVL Editorial Employees Gratuity Fund Trust' & 'HMVL Non Editorial and Other Employees Gratuity Fund Trust'. The funds maintained by 'HMVL Editorial Employees Gratuity Fund Trust' & 'HMVL Non Editorial and Other Employees Gratuity Fund Trust' represent plan assets for the Group.

The following tables summarise the components of net benefit expense recognised in the statement of profit or loss and the funded status and amounts recognised in the balance sheet for the respective plans:

### Gratuity Plan

#### Changes in the defined benefit obligation and fair value of plan assets as at March 31, 2023 :

##### Present value of obligation

| Particulars   | (INR Lakhs)    |                |
|---|----------------|----------------|
|   | March 31, 2023 | March 31, 2022 |
| Opening balance   | 2,174          | 1,857          |
| Current service cost  | 204            | 183            |
| Interest expense or cost                                      | 140            | 114            |
| Re-measurement (or Actuarial) (gain) / loss arising from:     |                |                |
| - change in demographic assumptions                           | 7              | 24             |
| - change in financial assumptions                             | (124)          | 169            |
| - experience variance (i.e. Actual experience vs assumptions) | (126)          | (8)            |
| Benefits paid   | (198)          | (163)          |
| Transfer in *   | (0)            | (2)            |
| <b>Total</b>  | <b>2,078</b>   | <b>2,174</b>   |

\* In relation to transfer of employees from Holding Group and fellow subsidiaries

##### Fair value of plan assets

| Particulars   | (INR Lakhs)    |                |
|---|----------------|----------------|
|   | March 31, 2023 | March 31, 2022 |
| Opening balance   | 767            | 712            |
| Investment income   | 49             | 44             |
| Employer's contribution   | -              | -              |
| Benefits paid   | (45)           | -              |
| Return on plan assets, excluding amount recognised in net interest expenses | (15)           | 11             |
| <b>Total</b>  | <b>756</b>     | <b>767</b>     |

##### Reconciliation of fair value of plan assets and defined benefit obligation

| Particulars                                       | (INR Lakhs)    |                |
|---|----------------|----------------|
|   | March 31, 2023 | March 31, 2022 |
| Fair value of plan assets at the end of the year  | 756            | 767            |
| Defined benefit obligation at the end of the year | 2,078          | 2,174          |
| Amount recognised in provisions (refer note 17)   | 1,407          | 1,145          |

The major categories of plan assets of the fair value of the total plan assets are as follows:

# Notes to consolidated financial statements

for the year ended March 31, 2023

| Particulars                          | Defined gratuity Plan |                |
|--------------------------------------|-----------------------|----------------|
|                                      | March 31, 2023        | March 31, 2022 |
| Investment in funds managed by trust | 100%                  | 100%           |

The principal assumptions used in determining gratuity obligation for the Company's plans are shown below:

| Particulars                      | March 31, 2023 | March 31, 2022 |
|----------------------------------|----------------|----------------|
| Discount Rate ( per annum )      | 7.40%          | 6.45%          |
| Salary Growth Rate ( per annum ) | 7%             | 7%             |
| Withdrawal Rate ( per annum )    |                |                |
| Up to 30 years                   | 14.5%          | 8.0%           |
| 31 - 44 years                    | 14.5%          | 8.0%           |
| Above 44 years                   | 14.5%          | 8.0%           |

A quantitative sensitivity analysis for significant assumption is as shown below:

| Particulars                       | (INR Lakhs)    |                |
|-----------------------------------|----------------|----------------|
|                                   | March 31, 2023 | March 31, 2022 |
| Defined benefit obligation (base) | 2,078          | 2,174          |

| Particulars                 | March 31, 2023         |          | March 31, 2022 |          |
|-----------------------------|------------------------|----------|----------------|----------|
|                             | Decrease               | Increase | Decrease       | Increase |
|                             | Discount rate (-/+ 1%) | 98       | (91)           | 141      |
| Salary growth rate (-/+ 1%) | (92)                   | 97       | (128)          | 139      |
| Attrition rate (-/+ 50%)    | (8)                    | 1        | 23             | (18)     |

The sensitivity analysis above have been determined based on a method that extrapolates the impact on defined benefit obligation as a result of reasonable changes in key assumptions occurring at the end of the reporting period.

The following payments are expected contributions to the defined benefit plan in future years:

| Particulars   | (INR Lakhs)    |                |
|---|----------------|----------------|
|   | March 31, 2023 | March 31, 2022 |
| Within the next one year (next annual reporting period) | 372            | 245            |
| More than one year and upto five years                  | 1164           | 815            |
| More than five years and upto ten years                 | 1149           | 1,521          |
| More than ten years                                     | 354            | 845            |
| <b>Total expected payments</b>                          | <b>3,040</b>   | <b>3,426</b>   |

Average duration of the defined benefit plan obligation

| Particulars               | March 31, 2023 | March 31, 2022 |
|---------------------------|----------------|----------------|
| Weighted average duration | 4 years        | 6 years        |

## B. Defined contribution plan

| Particulars | (INR Lakhs)    |                |
|-------------|----------------|----------------|
|             | March 31, 2023 | March 31, 2022 |



## Notes to consolidated financial statements

for the year ended March 31, 2023

|  |     |     |
|--|-----|-----|
| <b>Contribution to provident and other funds</b> |     |     |
| Charged to statement of profit and loss          | 558 | 594 |

### C. Leave encashment (unfunded)

The Group recognises the leave encashment expenses in the Statement of Profit and Loss based on actuarial valuation.

The expenses recognised in the Statement of Profit and Loss and the Leave Encashment Liability at the beginning and at the end of the year :

| Particulars                             | (INR Lakhs)    |                |
|---|----------------|----------------|
|   | March 31, 2023 | March 31, 2022 |
| Liability at the beginning of the year  | 72             | 80             |
| Paid during the year                    | (6)            | (8)            |
| Transfer In*                            | -              | 1              |
| Provided during the year                | 2              | (1)            |
| <b>Liability at the end of the year</b> | <b>68</b>      | <b>72</b>      |

\* In relation to transfer of employees from holding Company and fellow subsidiaries

### Note 32 : Share-based payments

In accordance with the Securities and Exchange Board of India (Share Based Employee benefits) Regulations, 2014 and Ind AS 102 Share-based Payment, the scheme detailed below is managed and administered, compensation benefits in respect of the scheme is assessed and accounted by the company . To have an understanding of the scheme, relevant disclosures are given below.

#### I. Employee Stock Options (ESOPs) granted by Hindustan Media Ventures Limited for eligible employees of the group.

The Hindustan Times Limited and HT Media Limited (the immediate Parent Company) has given loan to "HT Group company's – Employee Stock Option Trust" which in turn has purchased Equity Shares of HMVL for the purpose of granting Options under the 'HT Group company's –Employee Stock Option Rules' ("HT ESOP"), to eligible employees of the group.

#### A. Details of Options granted as on March 31, 2023 are given below:

| Type of Arrangement   | Date of Grant      | Number of options granted | Fair Value on the date of Grant (INR) | Vesting conditions  | Weighted average remaining contractual life (in years) | Method of Settlement |
|-----------------------|--------------------|---------------------------|---------------------------------------|---|--|----------------------|
| Employee Stock Option | September 15, 2007 | 1,93,782                  | 16.07                                 | ¼ of the shares vest each year over a period of four years starting from one year after the date of grant | -  | Equity               |
| Employee Stock Option | May 20, 2009       | 11,936                    | 14.39                                 | ¼ of the shares vest each year over a period of four years starting from one year after the date of grant | 1.14   | Equity               |
| Employee Stock Option | February 4, 2010   | 1,50,729                  | 87.01                                 | 50% on the date of grant and 25% vest each year over a period of 2 years starting from the date of grant  | 1.14   | Equity               |
| Employee Stock Option | March 8, 2010      | 17,510                    | 56.38                                 | ¼ of the shares vest each year over a period of four years starting from one year after the date of grant | 1.94   | Equity               |
| Employee Stock Option | April 1, 2010      | 4,545                     | 53.87                                 | ¼ of the shares vest each year over a period of four years starting from one year after the date of grant | 2.01   | Equity               |
| Employee Stock Option | October 25, 2019   | 2,20,376                  | 34.80                                 | ¼ of the shares vest each year over a period of four years starting from one year after the date of grant | 11.58  | Equity               |

# Notes to consolidated financial statements

for the year ended March 31, 2023

Weighted average fair value of the options outstanding is INR 36.33 per option (Previous Year INR 36.15 per option).

## B. Summary of activity under the plans is given below :

|  | March 31, 2023    |                                      | March 31, 2022    |                                      |
|--|-------------------|--------------------------------------|-------------------|--------------------------------------|
|  | Number of options | Weighted Average Exercise Price(INR) | Number of options | Weighted Average Exercise Price(INR) |
| Outstanding at the beginning of the year               | 1,56,725          | 71.68                                | 2,30,186          | 71.68                                |
| Granted during the year                                | -                 | -                                    | -                 | -                                    |
| Forfeited during the year                              | -                 | -                                    | 73,461            | 72.20                                |
| Exercised during the year                              | -                 | -                                    | -                 | -                                    |
| Expired during the year                                | -                 | -                                    | -                 | -                                    |
| Outstanding at the end of the period                   | 1,56,725          | 71.68                                | 1,56,725          | 71.44                                |
| Exercisable at the end of the period                   | 1,38,360          | 71.34                                | 83,265            | 70.76                                |
| Weighted average remaining contractual life (in years) | 9.97              |                                      | 10.97             |                                      |
| Weighted Average fair value option granted             | -                 |                                      | -                 |                                      |

## C. The details of exercise price for stock options outstanding at the end of the year ended March 31, 2023 are:

A stock option gives an employee, the right to purchase equity shares of the Company at a fixed price within a specific period of time. The details of exercise price for stock options outstanding at the end of the year are as under:

|         | Range of exercise prices | Number of options outstanding | Weighted average remaining contractual life of options (in years) | Weighted average exercise price (INR) |
|---------|--------------------------|-------------------------------|---|---------------------------------------|
| 2022-23 | INR 60 to INR 72.20      | 1,56,725                      | 9.97  | 71.34                                 |
| 2021-22 | INR 60 to INR 72.20      | 1,56,725                      | 10.97   | 71.44                                 |

Options granted are exercisable for a maximum period of 14 years after the scheduled grant date as per the Scheme.

HMVL has availed exemption under Ind AS 101 in respect of Share-based payments that had been vested before the transition date. HMVL has elected to avail this exemption and accordingly, vested options as on transition date have been measured at intrinsic value .

The employee compensation cost (accounting charge for the year) during the year calculated using the fair value of stock options is INR 2.8 Lakh (March 31, 2022: INR 6 lakhs).

The employee compensation cost (accounting charge for the year) calculated using the intrinsic value of stock options is INR NIL (March 31, 2022: INR NIL)

## II. The fellow subsidiary, Firefly e-Ventures Limited (FEVL)# has given Employee Stock Options (ESOPs) to employees of Hindustan Media Ventures Limited (HMVL).

### A. Details of these plans are given below:

#### Employee Stock Options

## Notes to consolidated financial statements

for the year ended March 31, 2023

A stock option gives an employee, the right to purchase equity shares of Firefly e-Ventures Limited at a fixed price within a specific period of time. The grant price (or strike price) for options granted during the financial year 2009-10 shall be Rs10 each per option.

### B. Details of Options granted as on March 31, 2023 are given below:

| Type of arrangement    | Date of grant    | Options granted (nos.) | Fair value on the grant date (INR) | Vesting conditions  | Weighted average remaining contractual life (in years)           | Method of Settlement |
|------------------------|------------------|------------------------|------------------------------------|---|--|----------------------|
| Employee Stock Options | October 16, 2009 | 2,24,700               | 4.82                               | Starts from the date of listing of Firefly e-Ventures Limited as per the following vesting schedule | (all options cancelled vide board resolution dated 5 April 2021) | Equity               |
|                        |                  |                        |                                    | 25% 12 months from the date of grant  |  |                      |
|                        |                  |                        |                                    | 25% 24 months from the date of grant  |  |                      |
|                        |                  |                        |                                    | 25% 36 months from the date of grant  |  |                      |
|                        |                  |                        |                                    | 25% 48 months from the date of grant  |  |                      |

# Firefly e-Ventures Limited (FEVL) got merged with HT Mobile Solutions Limited (HTMSL) pursuant to Hon'ble National Company Law Tribunal (NCLT), New Delhi Bench vide order dated May 11, 2021 filed with the Registrar of Companies, NCT of Delhi on June 7, 2021.

### C. Summary of activity under the plan for the year ended March 31, 2023 and March 31, 2022 are given below:

|   | March 31, 2023    |                                 | March 31, 2022    |                                 |
|---|-------------------|---------------------------------|-------------------|---------------------------------|
|   | Number of options | Weighted-average exercise price | Number of options | Weighted-average exercise price |
| Outstanding at the beginning of the year                  | -                 | -                               | 2,24,700          | 10                              |
| Options related to employees shifted from Firefly to HTML | -                 | -                               | -                 | -                               |

# Notes to consolidated financial statements

for the year ended March 31, 2023

|  | March 31, 2023    |                                 | March 31, 2022    |                                 |
|--|-------------------|---------------------------------|-------------------|---------------------------------|
|  | Number of options | Weighted-average exercise price | Number of options | Weighted-average exercise price |
| Granted during the year  | -                 | -                               | -                 | -                               |
| Forfeited during the year                                      | -                 | -                               | 224700            | 10                              |
| Exercised during the year                                      | -                 | -                               | -                 | -                               |
| Expired during the year  | -                 | -                               | -                 | -                               |
| Outstanding at the end of the year                             | -                 | -                               | -                 | -                               |
| Weighted average remaining contractual life (in years)         | -                 | -                               | -                 | -                               |
| Weighted average fair value of options granted during the year | -                 | -                               | -                 | -                               |

The Company has availed exemption under Ind AS 101 in respect of Share-based payments that had been vested before the transition date. The Company has elected to avail this exemption and accordingly, vested options as on transition date have been measured at intrinsic value .

The employee compensation cost (accounting charge for the year) calculated using the intrinsic value of stock options is INR NIL (March 31, 2022: INR NIL).

### III. The Holding Company, HT Media Limited has given Employee Stock Options (ESOPs) to employees of Hindustan Media Ventures Limited (HMVL).

#### A. Details of these plans are given below:

##### Employee stock options

A stock option gives an employee, the right to purchase equity shares of HT Media Limited at a fixed price within a specific period of time.

#### B. Details of Options granted as on March 31, 2023 are given below:

| Type of arrangement                                  | Date of grant | Options granted (nos.) | Fair value on the grant date (INR) | Vesting conditions*   | Weighted average remaining contractual life (in years) |
|--|---------------|------------------------|------------------------------------|---|--|
| Employee stock options (Method of settlement-equity) | Oct 24, 2019  | 3,39,888               | 9.04                               | Starts from the date of listing of HT Media Limited as per the following vesting schedule | 9.57   |
|  | Mar 31, 2021  | 1,81,628               | 10.62                              | 75% 12 months from the date of grant<br>25% 24 months from the date of grant              | 11.00  |

#### C. Summary of activity under the plan for the year ended March 31, 2023 are given below.

|  | March 31, 2023    |                                       | March 31, 2022    |                                       |
|--|-------------------|---------------------------------------|-------------------|---------------------------------------|
|  | Number of options | Weighted-average exercise price (INR) | Number of options | Weighted-average exercise price (INR) |

## Notes to consolidated financial statements

for the year ended March 31, 2023

|  |          |       |          |       |
|--|----------|-------|----------|-------|
| Outstanding at the beginning of the year                       | 1,81,628 | 21.25 | 5,21,516 | 20.30 |
| Granted during the year  | -        | -     | -        | -     |
| Forfeited during the year                                      | 11,352   | 19.80 | -        | -     |
| Exercised during the year                                      | -        | -     | 3,39,888 | 20    |
| Expired during the year  | -        | -     | -        | -     |
| Outstanding at the end of the year                             | 1,70,276 | 21.25 | 1,81,628 | 21.25 |
| Weighted average remaining contractual life (in years)         | 10       |       | 11       |       |
| Weighted average fair value of options granted during the year | -        |       | -        |       |

The employee compensation cost (accounting charge for the year) calculated using the fair value of stock options is INR 1.2 lakhs (Previous year : INR 19 Lakhs).

### Note 33 : Commitments and contingencies

#### (a) Commitments

(INR lakhs)

| Particulars  | March 31, 2023 | March 31, 2022 |
|--|----------------|----------------|
| <b>Capital commitments</b>   |                |                |
| Estimated amount of contracts remaining to be executed on capital account and not provided for (net of capital advances) | 1,758          | 1,979          |

#### (b) Contingent liabilities

##### A. Claims against the company not acknowledged as debts

(INR lakhs)

| Particulars   | March 31, 2023 | March 31, 2022 |
|---|----------------|----------------|
| a) The Company has filed a petition before the Hon'ble Patna High Court against an initial claim for additional contribution of Rs. 73 lacs made by Employees State Insurance Corporation (ESIC) relating to the years 1989-90 to 1999-00. The Company has furnished a bank guarantee amounting to Rs. 13 lacs to ESIC. The Hon'ble High Court had initially stayed the matter and on 18th July 2012 disposed of the Petition with the Order of "No Coercive Step shall be taken against HMVL" with direction to move for ESI Court. Matter is still pending in Lower Court. There is no further progress in the matter during the year. The chances of our loosing in the said matters are remote. | 73             | 73             |
| b) The Company has filed a petition before the Hon'ble Patna High Court against the demand of Rs.10 lacs (including interest) for short payment of ESI dues pertaining to the years from 2001 to 2005. The Hon'ble High Court had initially stayed the matter and on 18th July 2012 disposed of the Petition with the Order of "No Coercive Step shall be taken against HMVL" with direction to move for ESI Court. Matter is still pending in Lower Court. There is no further progress in the matter during the year. The chances of our loosing in the said matters are remote.  | 10             | 10             |

B. During the current year and as in the previous financial year, the Management has received few claims from employees who either retired, or were separated from the Company, regarding the benefits of Majhithia Wage Board recommendations. We have raised our objections on the maintainability of the Claim and the amount so claimed as due. The matters have been referred to respective Labour Courts for adjudication on the eligibility/maintainability/ liability of such claims. Based on

# Notes to consolidated financial statements

for the year ended March 31, 2023

management assessment and current status of the above matter, the management is confident that no additional provision is required in the financial statements as on March 31, 2023.

- C. In respect of income tax demand under dispute INR 1,051 Lakhs (previous year INR 578 Lakhs) against the same the Company has paid tax under protest of INR 1,046 Lakhs (previous year INR 563 Lakhs). The tax demand are mainly on account of disallowances of expenses claimed by the Company under the Income Tax Act. The company is contesting the demands before the appropriate appellate authorities and the management believes that Company's tax positions are likely to be upheld by such authorities. No tax expenses have been accrued in the financial statements for these tax demands.

## Note 34 : Related party transactions

### i) List of related parties and relationships:-

|  |   |
|--|---|
| Name of related parties where control exists whether transactions have occurred or not.      | HT Media Limited (Holding Company or Parent Company)<br>The Hindustan Times Limited #<br>Earthstone Holding (Two) Private Limited## (Ultimate controlling party is the Promoter Group)  |
| Joint Venture (with whom transactions have occurred during the year)                         | HT Content Studio LLP   |
| Fellow Subsidiaries (with whom transactions have occurred during the year)                   | Next Radio Limited<br>HT Mobile Solutions Limited<br>HT Overseas Pte. Ltd.<br>Digicontent Limited<br>Mosaic Media Ventures Private Limited<br>HT Digital Streams Limited  |
| Key Management Personnel (with whom transactions have occurred during the year)              | Mr. Praveen Someshwar (Managing Director)<br>Mr. Ashwani Windlass (Non-Executive Independent Director)<br>Ms. Savitri Kunadi (Non-Executive Independent Director)<br>Mr. Ajay Relan (deceased and ceased to be Non- Executive Independent Director on October 1, 2021)<br>Mr. Sameer Singh (appointed as Independent Director w.e.f. December 28, 2021) |
| Relatives of Key Management Personnel (with whom transactions have occurred during the year) | Mrs. Tripti Someshwar (Relative of Mr. Praveen Someshwar)   |

# The Hindustan Times Limited (HTL) does not hold any direct investment in the Company. However, HTL's subsidiary HT Media Limited holds shares in the Company.

## Earthstone Holding (Two) Private Limited (formerly known as Earthstone Holding (Two) Limited) is the holding Company of The Hindustan Times Limited .

### ii) Transactions with related parties

Refer note 34 A

### iii) Terms and conditions of transactions with related parties

The sales to and purchases from related parties are made on terms equivalent to those that prevail in arm's length transactions. Outstanding balances at the year-end are unsecured and interest free and settlement occurs in cash (other than Inter-Corporate Deposits) . There have been no guarantees provided or received for any related party receivables or payables.

## Notes to consolidated financial statements

for the year ended March 31, 2023

| Particulars   | Holding Company |        | Joint Venture |        | Fellow Subsidiaries |        | Key Managerial Personnel (KMP) (refer note B) |        | Relatives of Key Management Personnel (KMP's) |        | (INR lakhs) Total |        |
|---|-----------------|--------|---------------|--------|---------------------|--------|---|--------|---|--------|-------------------|--------|
|   | Mar-23          | Mar-22 | Mar-23        | Mar-22 | Mar-23              | Mar-22 | Mar-23  | Mar-22 | Mar-23  | Mar-22 | Mar-23            | Mar-22 |
|   |                 |        |               |        |                     |        |   |        |   |        |                   |        |
| <b>REVENUE TRANSACTIONS</b>   |                 |        |               |        |                     |        |   |        |   |        |                   |        |
| <b>INCOME</b>   |                 |        |               |        |                     |        |   |        |   |        |                   |        |
| Jobwork revenue   | 222             | 238    | -             | -      | -                   | -      | -   | -      | -   | -      | 222               | 238    |
| Sale of Advertisement Space in Publication & Provision of product/ services | 186             | 60     | -             | -      | 38                  | 18     | -   | -      | -   | -      | 224               | 78     |
| Sale of newspaper for circulation   | 2,190           | 1,714  | -             | -      | -                   | -      | -   | -      | -   | -      | 2,190             | 1,714  |
| Infrastructure support services (seats) given                               | 16              | 10     | -             | -      | 546                 | 429    | -   | -      | -   | -      | 562               | 439    |
| Media marketing commission & collection charges received                    | 11              | 31     | -             | -      | -                   | 3      | -   | -      | -   | -      | 11                | 34     |
| Rent received   | 30              | 29     | -             | -      | -                   | -      | -   | -      | -   | -      | 30                | 29     |
| Interest income on inter corporate loan                                     | -               | -      | -             | -      | -                   | 85     | -   | -      | -   | -      | -                 | 85     |
| Share of revenue received on joint sale                                     | 105             | 53     | -             | -      | 93                  | 11     | -   | -      | -   | -      | 198               | 64     |
| Income under cost contribution arrangement                                  | 689             | 265    | -             | -      | 192                 | 179    | -   | -      | -   | -      | 881               | 444    |
| Share of Revenue Received on combo subscription                             | 78              | -      | -             | -      | -                   | -      | -   | -      | -   | -      | 78                | -      |
| Fees earned for use of properties   | 26              | -      | -             | -      | -                   | -      | -   | -      | -   | -      | 26                | -      |
| <b>EXPENSE</b>  |                 |        |               |        |                     |        |   |        |   |        |                   |        |
| Printing / service charges paid   | 2,119           | 1,759  | -             | -      | -                   | -      | -   | -      | -   | -      | 2,119             | 1,759  |
| Share of revenue given on joint sales                                       | 43              | 68     | -             | -      | 22                  | 14     | -   | -      | -   | -      | 65                | 82     |
| Advertisement expenses  | 252             | 17     | -             | -      | 90                  | 45     | -   | -      | -   | -      | 342               | 62     |
| Purchase of newspaper for circulation                                       | 176             | 182    | -             | -      | -                   | -      | -   | -      | -   | -      | 176               | 182    |
| Infrastructure support services (seats) taken                               | 28              | 56     | -             | -      | -                   | -      | -   | -      | -   | -      | 28                | 56     |
| Media marketing commission & collection charges paid                        | 12              | 91     | -             | -      | -                   | -      | -   | -      | -   | -      | 12                | 91     |
| Rent and maintenance charges  | 1,197           | 1,348  | -             | -      | -                   | -      | -   | -      | -   | -      | 1,197             | 1,348  |
| Remuneration paid to key managerial personnel                               | -               | -      | -             | -      | -                   | -      | 829   | 700    | -   | -      | 829               | 700    |
| Non executive director's sitting fee and commission                         | -               | -      | -             | -      | -                   | -      | 24  | 36     | -   | -      | 24                | 36     |
| Fee for newspaper procurement support services                              | -               | -      | -             | -      | -                   | 10     | -   | -      | -   | -      | -                 | 10     |
| News content procurement fees   | -               | -      | -             | -      | 5,793               | 5,225  | -   | -      | -   | -      | 5,793             | 5,225  |
| Expense under cost contribution arrangement                                 | 5               | -      | -             | -      | 7                   | 6      | -   | -      | -   | -      | 12                | 6      |
| Payment of car lease  | -               | -      | -             | -      | -                   | -      | -   | -      | 20  | 20     | 20                | 20     |
| <b>OTHERS</b>   |                 |        |               |        |                     |        |   |        |   |        |                   |        |
| Reimbursement of expenses incurred on behalf of the company by parties      | 233             | 96     | -             | 22     | 135                 | 19     | -   | -      | -   | -      | 368               | 137    |
| Reimbursement of expenses incurred on behalf of the parties by company      | 17              | 10     | -             | -      | -                   | 23     | -   | -      | -   | -      | 17                | 33     |
| Inter corporate deposit refunded back to the company                        | -               | -      | -             | -      | -                   | 3,005  | -   | -      | -   | -      | -                 | 3,005  |

# Notes to consolidated financial statements

for the year ended March 31, 2023

| Particulars   | Note 34A Transactions during the year with related parties (refer note A) |        |               |        |                     |        | (INR lakhs)                                   |        |        |        |
|---|---|--------|---------------|--------|---------------------|--------|---|--------|--------|--------|
|   | Holding Company   |        | Joint Venture |        | Fellow Subsidiaries |        | Relatives of Key Management Personnel (KMP's) |        | Total  |        |
|   | Mar-23  | Mar-22 | Mar-23        | Mar-22 | Mar-23              | Mar-22 | Mar-23  | Mar-22 | Mar-23 | Mar-22 |
| Purchase of property, plant and equipment by company                              | 9   | -      | -             | -      | -                   | -      | -   | -      | 9      | -      |
| Material given on loan and subsequently received back                             | 148   | 142    | -             | -      | -                   | -      | -   | -      | 148    | 142    |
| Security deposit paid   | -   | 12     | -             | -      | -                   | -      | -   | -      | -      | 12     |
| Security Deposit Received and subsequently refunded back against Material on loan | 157   | 150    | -             | -      | -                   | -      | -   | -      | 157    | 150    |
| Security Deposit Received - Refunded Back   | -   | 180    | -             | -      | -                   | -      | -   | -      | -      | 180    |
| Investment made in shares/capital contribution                                    | -   | -      | 225           | 175    | -                   | -      | -   | -      | 225    | 175    |
| Security deposit given  | 144   | -      | -             | -      | -                   | -      | -   | -      | 144    | -      |
| Security Deposit Received (net)   | 91  | -      | -             | -      | -                   | -      | -   | -      | 91     | -      |
| <b>BALANCE OUTSTANDING</b>  |   |        |               |        |                     |        |   |        |        |        |
| Investment in shares/ investment in form of capital contribution                  | -   | -      | 1,000         | 775    | -                   | -      | -   | -      | 1,000  | 775    |
| Trade and other receivables   | 1,362   | 788    | -*            | -      | 44                  | 5      | -   | -      | 1,406  | 793    |
| Trade and other payables  | 441   | 326    | -             | 10     | 1,020               | 708    | 4   | 2      | 1,463  | 1,050  |
| Security deposits paid by the company (undiscounted value)                        | 1,092   | 1,506  | -             | -      | -                   | -      | -   | -      | 1,092  | 1,506  |
| Security deposits received by the company   | -   | 467    | -             | -      | -                   | -      | -   | -      | -      | 467    |

\* INR less than 50,000/- has been rounded off to Nil.

Note A - The transactions above do not include gst, service tax, vat etc.

Note B - 'Key Management Personnel and Relatives of Promoters who are under the employment of the Company are entitled to post-employment benefits and other long term employee benefits recognised as per Ind-AS 19 - 'Employee Benefits' in the financial statements. As these employee benefits are lump sum amounts provided on the basis of actuarial valuation, the same is not included above. Accordingly, the above mentioned payment is in the nature of short term employee benefits.



## Notes to consolidated financial statements

for the year ended March 31, 2023

### Note 35 : Segment information

As per Ind AS 108 - Operating Segments, the Group has two reportable Operating Segments viz. Printing & Publishing of Newspaper & Periodicals and Digital. During the year ended March 31, 2023, 'Over-the-top (OTT) Play' business has been presented as 'Digital Segment' and accordingly the Group has restated comparative period in accordance with Ind AS 108- Operating Segments.

The Chief Operating Decision Maker (CODM) of the Group monitors the operating results of the above-mentioned business unit for the purpose of making decisions about resource allocation and performance assessment. Segment performance is evaluated based on profit or loss and is measured consistently with profit or loss in the consolidated financial statements. Also, the Group's financing (including finance costs and finance income) and income taxes are managed on a Group basis and are not allocated to operating segments.

Geographical revenue is allocated based on the location of the customers. The Group sells its products mostly within India with insignificant export income and does not have any operations in economic environments with different risks and returns and hence, it has been considered as to be operating in a single geographical location.

Unallocated figures (including research and development activities) relates to segments which do not meet criteria of Reportable Segment as per Ind AS 108- Operating Segments .

#### 1. Segment revenue

| Particulars   | (INR Lakhs)    |                |
|---|----------------|----------------|
|   | March 31, 2023 | March 31, 2022 |
| a) Printing and publishing of newspaper and periodicals | 70,728         | 66,900         |
| b) Digital  | 364            | 19             |
| c) Unallocated  | 265            | 1              |
| <b>Total</b>  | <b>71,357</b>  | <b>66,920</b>  |
| Less : Inter segment revenue                            | (17)           | -              |
| <b>Revenue from operations</b>                          | <b>71,340</b>  | <b>66,920</b>  |

#### 2. Segment results loss before tax and finance costs from each segment

| Particulars   | (INR Lakhs)     |                |
|---|-----------------|----------------|
|   | March 31, 2023  | March 31, 2022 |
| a) Printing and publishing of newspaper & periodicals | (636)           | 3,286          |
| b) Digital  | (6,574)         | (1,076)        |
| c) Unallocated  | (4,583)         | (4,305)        |
| <b>Total</b>  | <b>(11,793)</b> | <b>(2,095)</b> |
| Less : Finance cost (refer note 24)                   | 1,659           | 938            |
| Add: Other income (refer note 20)                     | 7,810           | 7,766          |
| <b>(Loss)/Profit before tax</b>                       | <b>(5,642)</b>  | <b>4,733</b>   |

#### 3. Segment assets

| Particulars   | (INR Lakhs)     |                 |
|---|-----------------|-----------------|
|   | March 31, 2023  | March 31, 2022  |
| a) Printing and publishing of newspaper & periodicals | 55,700          | 51,561          |
| b) Digital  | 1,173           | 203             |
| c) Unallocated  | 1,61,747        | 1,66,616        |
| <b>Total assets</b>                                   | <b>2,18,620</b> | <b>2,18,380</b> |

# Notes to consolidated financial statements

for the year ended March 31, 2023

## 4. Segment liabilities

| Particulars   | (INR Lakhs)    |                |
|---|----------------|----------------|
|   | March 31, 2023 | March 31, 2022 |
| a) Printing and publishing of newspaper & periodicals | 62,922         | 45,675         |
| b) Digital  | 1,450          | 157            |
| c) Unallocated  | 6,685          | 13,566         |
| <b>Total liabilities</b>                              | <b>71,057</b>  | <b>59,398</b>  |

## 5. Other Disclosures

### Amount of liability in a Joint Venture accounted for under equity method (refer note 6A)

| Particulars   | (INR Lakhs)    |                |
|---|----------------|----------------|
|   | March 31, 2023 | March 31, 2022 |
| a) Printing and publishing of newspaper & periodicals | -              | -              |
| b) Digital  | -              | -              |
| c) Unallocated  | -              | 102            |
| <b>Total</b>  | <b>-</b>       | <b>102</b>     |

### Amount of Investment in a Joint Venture accounted for under equity method (refer note 6A)

| Particulars   | (INR Lakhs)    |                |
|---|----------------|----------------|
|   | March 31, 2023 | March 31, 2022 |
| a) Printing and publishing of newspaper & periodicals | -              | -              |
| b) Digital  | -              | -              |
| c) Unallocated  | 366            | -              |
| <b>Total</b>  | <b>366</b>     | <b>-</b>       |

## Capital expenditure

| Particulars   | (INR Lakhs)    |                |
|---|----------------|----------------|
|   | March 31, 2023 | March 31, 2022 |
| a) Printing and publishing of newspaper & periodicals | 235            | 933            |
| b) Digital  | 1              | 1              |
| c) Unallocated  | 5,504          | 2,370          |
| <b>Total</b>  | <b>5,740</b>   | <b>3,304</b>   |

## Depreciation

| Particulars   | (INR Lakhs)    |                |
|---|----------------|----------------|
|   | March 31, 2023 | March 31, 2022 |
| a) Printing and publishing of newspaper & periodicals | 2,925          | 2,737          |
| b) Digital*   | -              | -              |
| c) Unallocated  | 212            | 246            |
| <b>Total</b>  | <b>3,137</b>   | <b>2,983</b>   |

\* INR less than 50,000/- has been rounded off to Nil.

## Adjustments and eliminations

Finance income and costs, and fair value gains and losses on financial assets are not allocated to individual segments as the underlying instruments are managed on a group basis.

Current taxes, deferred taxes and certain financial assets and liabilities are not allocated to those segments as they are also managed on a group basis.

## Notes to consolidated financial statements

for the year ended March 31, 2023

Capital expenditure consists of additions of property, plant and equipment and intangible assets.

### Information about major customers:

No single customer represents 10% or more of the Group's total revenue during the year ended March 31, 2023 and March 31, 2022.

### Note 36 : Hedging activities and derivatives

#### Derivatives not designated as hedging instruments

The Group uses foreign exchange forward contracts, call spread option, Seagull option, interest rate swaps (floating to fixed) to manage its foreign currency and interest rate risk exposures. These contracts are not designated as cash flow hedges other than other than ECB Loan. These contracts are not designated as cash flow hedges and are entered into for periods consistent with underlying transactions exposure.

#### Derivatives designated as hedging instruments

The Group has taken USD 100 Lakhs ECB Loan with floating rate of interest. The Group has taken Call Spread option to mitigate foreign currency risk in relation to repayment of principal amount of USD 100 Lakhs and Interest Rate Swap (Floating to Fixed) to mitigate interest rate risk. The Group designates (Cash Flow Hedge):

- Intrinsic Value of Call Spread option to hedge foreign currency risk for repayment of Principal Amount in relation to ECB Loan availed in USD.
- Interest Rate Swap (Floating to Fixed) to hedge interest rate risk in respect of Floating rate of interest in relation to ECB Loan .

### For year ended 31 March 2023

#### Disclosure of effects of hedge accounting on financial position:

| Type of hedge and risks      | Nominal value (Notional amount being used to calculate payments made on hedge instrument ) | Carrying amount of hedging instrument |                          | Line item in balance sheet that includes hedging instrument | Maturity                   | Hedge ratio | Average strike rate of hedging instrument |
|------------------------------|--|---------------------------------------|--------------------------|---|----------------------------|-------------|---|
|                              |  | Assets in INR Lakhs                   | Liabilities in INR Lakhs |   |                            |             |   |
| <b>Cash flow hedge</b>       |  |                                       |                          |   |                            |             |   |
| <b>Foreign exchange risk</b> |  |                                       |                          |   |                            |             |   |
| Foreign currency options     | USD 100 Lakhs (O/s USD 12.5 Lakhs)   | 124                                   | -                        | Financial Asset at FVOCI                                    | 31 May 2018 to 31 May 2023 | 1:1         | 74.81                                     |
| <b>Fixed Interest rate</b>   |  |                                       |                          |   |                            |             |   |
| <b>Interest rate risk</b>    |  |                                       |                          |   |                            |             |   |
| Interest rate swap           | USD 100 Lakhs (O/s USD 12.5 Lakhs)   | 5                                     | -                        | Financial Asset at FVOCI                                    | 31 May 2018 to 31 May 2023 | 1:1         | 3.66%                                     |

# Notes to consolidated financial statements

for the year ended March 31, 2023

| Type of hedge and risks | Changes in fair value of hedging instrument recognised in OCI | Hedge ineffectiveness recognised in profit or (loss) | Line item in statement of profit and loss that includes recognised hedge ineffectiveness | Amount reclassified from cash flow hedging reserve to profit or loss | Line item affected in statement of profit and loss because of the reclassification | Cost of Hedging recognised in OCI | Amount reclassified from cost of hedging reserve to profit or loss | Line item affected in statement of profit and loss because of the reclassification |
|-------------------------|---|--|--|--|--|-----------------------------------|--|--|
|-------------------------|---|--|--|--|--|-----------------------------------|--|--|

## Cash flow hedge

|                              |      |    |                       |       |                       |   |      |               |
|------------------------------|------|----|-----------------------|-------|-----------------------|---|------|---------------|
| <b>Foreign exchange risk</b> |      |    |                       |       |                       |   |      |               |
| Foreign currency options     | 189  | 60 | Foreign Exchange Loss | (189) | Foreign Exchange Loss | 3 | (46) | Interest Cost |
| <b>Interest rate risk</b>    |      |    |                       |       |                       |   |      |               |
| Interest rate swap           | (37) |    |                       |       |                       |   |      |               |

## For year ended 31 March 2022

### Disclosure of effects of hedge accounting on financial position:

| Type of hedge and risks | Nominal value (Notional amount being used to calculate payments made on hedge instrument) | Carrying amount of hedging instrument Assets in INR Lakhs | Line item in balance sheet that includes hedging instrument | Maturity | Hedge ratio | Average strike rate of hedging instrument |
|-------------------------|---|---|---|----------|-------------|---|
|-------------------------|---|---|---|----------|-------------|---|

## Cash flow hedge

|                              |                                    |     |   |                            |     |                                     |
|------------------------------|------------------------------------|-----|---|----------------------------|-----|-------------------------------------|
| <b>Foreign exchange risk</b> |                                    |     |   |                            |     |                                     |
| Foreign currency options     | USD 100 Lakhs (O/s USD 37.5 Lakhs) | 313 | Financial Asset at FVOCI (refer note 6D)      | 31 May 2018 to 31 May 2023 | 1:1 | 71.62<br><b>Fixed Interest rate</b> |
| <b>Interest rate risk</b>    |                                    |     |   |                            |     |                                     |
| Interest rate swap           | USD 100 Lakhs (O/s USD 37.5 Lakhs) | -   | Financial Liability at FVTPL (refer note 15C) | 31 May 2018 to 31 May 2023 | 1:1 | 3.66%                               |

## (INR Lakhs)

| Type of hedge and risks | Changes in fair value of hedging instrument recognised in OCI | Hedge ineffectiveness recognised in profit or (loss) | Line item in statement of profit and loss that includes recognised hedge ineffectiveness | Amount reclassified from cash flow hedging reserve to profit or loss | Line item affected in statement of profit and loss because of the reclassification | Cost of Hedging recognised in OCI | Amount reclassified from cost of hedging reserve to profit or loss | Line item affected in statement of profit and loss because of the reclassification |
|-------------------------|---|--|--|--|--|-----------------------------------|--|--|
|-------------------------|---|--|--|--|--|-----------------------------------|--|--|

## Cash flow hedge

|                              |      |     |                       |      |                       |    |    |               |
|------------------------------|------|-----|-----------------------|------|-----------------------|----|----|---------------|
| <b>Foreign exchange risk</b> |      |     |                       |      |                       |    |    |               |
| Foreign currency options     | (39) | (2) | Foreign Exchange Loss | (39) | Foreign Exchange Loss | 99 | 88 | Interest Cost |
| <b>Interest rate risk</b>    |      |     |                       |      |                       |    |    |               |
| Interest rate swap           | 130  |     |                       |      |                       |    |    |               |

## Notes to consolidated financial statements

for the year ended March 31, 2023

### Movements in cash flow hedging reserve :

| Risk category   |                          |                     | (INR Lakhs) |
|---|--------------------------|---------------------|-------------|
|   | Foreign currency risk    | Interest rate risk  | Total       |
| Derivative instruments                                      | Foreign currency options | Interest rate swaps |             |
| <b>Cash flow hedging reserve</b>                            |                          |                     |             |
| <b>As at April 1, 2021 (after tax)</b>                      | -                        | (105)               | (105)       |
| Add: Changes in intrinsic value of foreign currency options | (39)                     | -                   | (39)        |
| Add: Changes in fair value of interest rate swaps           | -                        | 130                 | 130         |
| Less: Amounts reclassified to profit or loss                | 39                       | -                   | 39          |
| <b>As at March 31, 2022 (before tax)</b>                    | -                        | 25                  | 25          |
| Less: Deferred tax relating to FY 21-22                     | -                        | 33                  | 33          |
| <b>As at March 31, 2022 (after tax)</b>                     | -                        | (8)                 | (8)         |
| Add: Changes in intrinsic value of foreign currency options | (189)                    | -                   | (189)       |
| Add: Changes in fair value of interest rate swaps           | -                        | 37                  | 37          |
| Less: Amounts reclassified to profit or loss                | 189                      | -                   | 189         |
| <b>As at March 31, 2023 (before tax)</b>                    | -                        | <b>29</b>           | <b>29</b>   |
| Less: Deferred tax relating to FY 22-23                     | -                        | 9                   | 9           |
| <b>As at March 31, 2023 (after tax)</b>                     | -                        | <b>20</b>           | <b>19</b>   |

### Movements in costs of hedging reserve :

|  | (INR Lakhs)                                       |
|--|---|
|  | Foreign currency risk<br>Foreign currency options |
| <b>Costs of hedging reserve</b>  |   |
| <b>As at April 1, 2021 (after tax)</b>   | (24)  |
| Add: Deferred costs of hedging-transaction related- Deferred time value of foreign currency option contracts | (99)  |
| Add: Amount reclassified from cost of hedging reserve to profit or loss                                      | 88  |
| <b>As at March 31, 2022 (before tax)</b>   | (35)  |
| Less: Deferred tax relating to FY 20-21  | (3)   |
| <b>As at March 31, 2022 (after tax)</b>  | (32)  |
| Add: Deferred costs of hedging-transaction related- Deferred time value of foreign currency option contracts | (3)   |
| Add: Amount reclassified from cost of hedging reserve to profit or loss                                      | 46  |
| <b>As at March 31, 2023 (before tax)</b>   | <b>11</b>   |
| Less: Deferred tax relating to FY 21-22  | 11  |
| <b>As at March 31, 2023 (after tax)</b>  | -   |

### Hedge Effectiveness

Hedge effectiveness is determined at the inception of the hedge relationship, and through periodic prospective effectiveness assessments to ensure that an economic relationship exists between the hedged item and hedging instrument.

The Group enters into hedge relationships where the critical terms of the hedging instrument match exactly with the terms of the hedged item. The Group performs a qualitative assessment of effectiveness. As all critical terms matched during the year, the economic relationship was effective.

# Notes to consolidated financial statements

for the year ended March 31, 2023

## Note 37 : Fair values

Set out below, is a comparison by class of the carrying amounts and fair value of the Group's financial instruments:

(INR Lakhs)

| Particulars   | Carrying value |                | Fair value     |                | Fair Value measurement hierarchy level |
|---|----------------|----------------|----------------|----------------|--|
|   | March 31, 2023 | March 31, 2022 | March 31, 2023 | March 31, 2022 |  |
| <b>Financial assets measured at Amortised Cost</b>                                |                |                |                |                |  |
| Security deposit (refer note 6D)  | 1,101          | 1,867          | 1,101          | 1,867          | Level 2                                |
| Margin money (held as security in form of fixed deposit) [refer note 6D]          | 24             | 22             | 24             | 22             | Level 2                                |
| <b>Financial assets measured at fair value through other comprehensive income</b> |                |                |                |                |  |
| Forex derivative contract (designated as hedge) (refer note 6D)                   | 124            | 313            | 124            | 313            | Level 2                                |
| Interest rate swap derivative contract (designated as hedge) (refer note 6D)      | 5              | -              | 5              | -              | Level 2                                |
| Investment in equity instruments and warrants-Unquoted (refer note 6B)            | 10,466         | 7,504          | 10,466         | 7,504          | Level 3                                |
| Investment in equity instruments and warrants-Unquoted (refer note 6B)            | -              | 8,152          | -              | 8,152          | Level 2                                |
| <b>Financial assets measured at fair value through profit and loss</b>            |                |                |                |                |  |
| Investment in equity instruments and warrants-Unquoted (refer note 6B)            | 1,372          | 1,821          | 1,372          | 1,821          | Level 3                                |
| Investment in equity instruments and warrants-Unquoted (refer note 6B)            | 140            | -              | 140            | -              | Level 2                                |
| Investment in preference securities- Unquoted (refer note 6B)                     | 9,997          | 3,863          | 9,997          | 3,863          | Level 3                                |
| Investment in preference securities- Unquoted (refer note 6B)                     | 566            | 910            | 566            | 910            | Level 2                                |
| Investment in debt instruments-Unquoted (refer note 6B)                           | -              | 232            | -              | 232            | Level 3                                |
| Investment in debt instruments-Unquoted (refer note 6B)                           | 96             | -              | 96             | -              | Level 2                                |

## Notes to consolidated financial statements

for the year ended March 31, 2023

| Particulars   | Carrying value |                | Fair value     |                | Fair Value measurement hierarchy level |
|---|----------------|----------------|----------------|----------------|--|
|   | March 31, 2023 | March 31, 2022 | March 31, 2023 | March 31, 2022 |  |
| Investment in mutual funds- Quoted (refer note 6B)                                    | 1,02,731       | 1,24,462       | 1,02,731       | 1,24,462       | Level 1                                |
| Investment in Market Linked Debentures and Perpetual Bonds- Quoted (refer note 6B)    | 16,580         | 4,453          | 16,580         | 4,453          | Level 1                                |
| <b>Financial Liabilities measured at Amortised Cost</b>                               |                |                |                |                |  |
| ECB Loan from Bank including current maturity of long term borrowing (refer note 15A) | 1,027          | 2,842          | 1,027          | 2,842          | Level 2                                |
| Liability-Premium Call Option including current portion (refer note 15C)              | 6              | 53             | 6              | 53             | Level 2                                |
| <b>Financial Liabilities measured at fair value through profit and loss</b>           |                |                |                |                |  |
| Derivatives not designated as hedges (refer note 15C)                                 | 20             | -              | 20             | -              | Level 2                                |
| Derivative liability-Interest rate swap contract (refer note 15C)                     | -              | 32             | -              | 32             | Level 2                                |

The management assessed that fair value of trade receivables, cash and cash equivalents, loans, other bank balances, other current non- derivative financial assets, short- term borrowings, trade payables, lease liabilities and other current non- derivative financial liabilities approximate their carrying amounts largely due to the short-term maturities of these instruments. The fair value of the financial assets and liabilities is included at the amount at which the instrument could be exchanged in a current transaction between willing parties, other than in a forced or liquidation sale. The following methods and assumptions were used to estimate the fair values:

- The fair values of Long term interest-bearing borrowings are determined by using Discounted Cash Flow(DCF) method using discount rate that reflects the issuer's borrowing rate as at the end of the reporting period. The own non performance risk was assessed to be insignificant.
- The fair values of the investment in unquoted equity/preference/debt instruments have been estimated using a Discounted Cash Flow (DCF) model and/or comparable investment price such as last round of funding made in the investee Company. The valuation requires management to make certain assumptions about the model inputs, including forecast cash flows, discount rate, credit risk and volatility. The probabilities of the various estimates within the range can be reasonably assessed and are used in management's estimate of fair value for these unquoted investments.
- The Group has investment in quoted mutual funds being valued at Net Asset value.
- Investments in quoted market linked debentures/ Perpetual Bonds being valued being valued basis fair valuation available in market/public domain.
- Fixed bank deposits with more than 12 months maturity have been derived basis the interest accrued on fixed deposits upto the balance sheet date.
- The Group invests in quoted equity shares valued at closing price of stock on recognized stock exchange.
- The Group enters into derivative financial instruments such as foreign exchange forward contracts, call option spreads, interest

# Notes to consolidated financial statements

for the year ended March 31, 2023

rate swaps etc. being valued using valuation techniques, which employs the use of market observable inputs. The Group uses Mark to Market valuation provided by Bank for valuation of these derivative contracts.

- The loans given/security deposits paid are evaluated by the Group based on parameters such as interest rate, risk factors, risk characteristics and individual credit-worthiness of the counterparty. Based on this evaluation, allowances are taken into account for the expected losses.

The significant unobservable inputs used in the fair value measurement categorised within Level 3 of the fair value hierarchy together with a quantitative sensitivity analysis as at March 31, 2023 and March 31, 2022 are as shown below:

## Description of significant unobservable inputs to valuation as at March 31, 2023:

| Particulars   | Valuation technique  | Significant unobservable inputs             | Range (weighted average) | Increase to fair value (INR lakhs) | Decrease to fair value (INR Lakhs) |
|---|----------------------|---|--------------------------|------------------------------------|------------------------------------|
| Investment in equity/ convertible instruments at Level 3* | Option Pricing Model | EV/Revenue/ EBITDA Multiple (+/- 5%)        | 1.1x-42.84x              | 558                                | (558)                              |
|   |                      | Volatility (+/- 5%)                         | 30-59.8%                 | (106)                              | 100                                |
|   |                      | Terminal growth rate (+/- 1%)               | 4-5%                     | 205                                | (172)                              |
|   |                      | Discount for lack of marketability (+/- 5%) | 4.6-28.8%                | (326)                              | 325                                |
|   |                      | Weighted average cost of capital (+/- 1%)   | 15-33%                   | (239)                              | 287                                |

\*The sensitivity analysis disclosures in relation to certain equity instruments and preference shares investments classified at FVTPL is not been disclosed since the management believes that there is no movement in the fair value on the reporting date.

## Description of significant unobservable inputs to valuation as at March 31, 2022:

| Particulars   | Valuation technique  | Significant unobservable inputs             | Range (weighted average) | Increase to fair value (INR lakhs) | Decrease to fair value (INR Lakhs) |
|---|----------------------|---|--------------------------|------------------------------------|------------------------------------|
| Investment in equity/ convertible instruments at Level 3* | Option Pricing Model | EV/Revenue/ EBITDA Multiple (+/- 5%)        | 1.44x-13.74x             | 417                                | (415)                              |
|   |                      | Volatility (+/- 5%)                         | 21-55%                   | (105)                              | 60                                 |
|   |                      | Terminal growth rate (+/- 1%)               | 2-4%                     | 75                                 | (68)                               |
|   |                      | Discount for lack of marketability (+/- 5%) | 3.6-26.7%                | (841)                              | 794                                |
|   |                      | Weighted average cost of capital (+/- 1%)   | 16-50%                   | (129)                              | 144                                |

\*The sensitivity analysis disclosures in relation to certain equity instruments and preference shares investments classified at FVTPL is not been disclosed since the management believes that there is no movement in the fair value on the reporting date.



## Notes to consolidated financial statements

for the year ended March 31, 2023

| Reconciliation of fair value measurement of investments (Level III) : |  | (INR Lakhs)   |
|---|--|---------------|
| Particulars   |  | Total         |
| <b>As at April 1, 2021</b>  |  | <b>13,706</b> |
| Purchases   |  | 10,375        |
| Sale  |  | (585)         |
| Impact of fair value movement (FVTPL)                                 |  | (3,618)       |
| Impact of fair value movement (FVTOCI)                                |  | (5,859)       |
| Transfers from Level 3 to Level 2                                     |  | (599)         |
| <b>As at March 31, 2022</b>   |  | <b>13,420</b> |
| Purchases   |  | 9,122         |
| Sale  |  | -             |
| Impact of fair value movement (FVTPL)                                 |  | (1,348)       |
| Impact of fair value movement (FVTOCI)                                |  | (7,845)       |
| Transfers from Level 3 to Level 2                                     |  | (577)         |
| Transfers from Level 2 to Level 3                                     |  | 9,062         |
| <b>As at March 31, 2023</b>   |  | <b>21,834</b> |

### Note 38: Financial risk management objectives and policies

The Group's principal financial liabilities, other than derivatives, comprise loans and borrowings and trade & other payables. The main purpose of these financial liabilities is to finance the Group's operations and to support its operations. The Group's principal financial assets, other than derivatives comprise investments, loans given, trade and other receivables and cash and cash equivalents that derive directly from its operations. The Group also enters into foreign exchange derivative transactions.

The Group is exposed to market risk, credit risk and liquidity risk. The Group's senior management oversees the mitigation of these risks. The Group's financial risk activities are governed by appropriate policies and procedures and that financial risks are identified, measured and managed in accordance with the Group's policies and risk objectives. All derivative activities for risk management purposes are carried out by specialist teams that have the appropriate skills, experience and supervision. It is the Group's policy that no trading in foreign exchange derivatives for speculative purposes will be undertaken. The policies for managing each of these risks, which are summarised below:-

#### 1) Market risk

Market risk is the risk that the fair value of future cash flows of a financial instrument will fluctuate because of changes in market prices. Market risk comprises three types of risk: interest rate risk, currency risk and equity price risk. Financial instruments affected by market risk include loans and borrowings, deposits and derivative financial instruments.

The sensitivity analysis in the following sections relate to the position as at March 31, 2023 and March 31, 2022.

The analysis exclude the impact of movements in market variables on: the carrying values of gratuity and other post-employment obligations and provisions.

The sensitivity of the relevant profit and loss item is the effect of the assumed changes in respective market risks. This is based on the financial assets and financial liabilities held at March 31, 2023 and March 31, 2022.

#### (i) Interest rate risk

Interest rate risk is the risk that the fair value or future cash flows of a financial instrument will fluctuate because of changes in market interest rates. The companies exposure to the risk of changes in market interest rates relates primarily to the long-term ECB Borrowings with floating interest rates.

The Group manages interest rate risk by taking interest rate swap (floating to fixed). Refer note 36 for details.

# Notes to consolidated financial statements

for the year ended March 31, 2023

The Sensitivity Analysis for impact on OCI in relation to interest rate swap for year ended 31 March 2023 and 2022 :

| Particulars        | MTM Valuation |      | Impact on OCI (INR Lakhs) |     |                |      |
|--------------------|---------------|------|---------------------------|-----|----------------|------|
|                    |               |      | March 31, 2023            |     | March 31, 2022 |      |
| Interest rate swap | 10%           | -10% | 4                         | (4) | 13             | (13) |

## (ii) Foreign currency risk

Foreign currency risk is the risk that the fair value or future cash flows of an exposure will fluctuate because of changes in foreign exchange rates. The Group's exposure to the risk of changes in foreign exchange rates relates primarily to the Group's operating activities (when revenue or expense is denominated in a foreign currency), investments & borrowing in foreign currency etc.

The group manages its foreign currency risk by hedging foreign currency transactions with forward covers and option/swap contracts, if required. These transactions generally relate to purchase of imported newsprint & borrowings in foreign currency.

When a derivative is entered into for the purpose of being a hedge, the company negotiates the terms of those derivatives to match the terms of the underlying exposure.

### Foreign currency sensitivity- Unhedged Foreign Currency Exposure

The following tables demonstrate the sensitivity to a reasonably possible change in exchange rates, with all other variables held constant. The impact on the Group's profit before tax is due to changes in the fair value of monetary assets and liabilities.

| Particulars               | Outstanding Balances<br>(Foreign Currency<br>lakhs) |                   | Change in Foreign<br>Currency rate |                   | Effect on profit before<br>tax (INR Lakhs) |                   |
|---------------------------|---|-------------------|------------------------------------|-------------------|--|-------------------|
|                           | March 31,<br>2023                                   | March 31,<br>2022 | March 31,<br>2023                  | March 31,<br>2022 | March 31,<br>2023                          | March 31,<br>2022 |
| <b>Change in USD rate</b> |   |                   |                                    |                   |  |                   |
| Trade Payables*           | 6   | -                 | +/-) 1%                            | +/-) 1%           | 5  | -                 |
| Buyer's credit            | 2   | 1                 | +/-) 1%                            | +/-) 1%           | 1  | 1                 |
| Interest Payable *        | -   | -                 | +/-) 1%                            | +/-) 1%           | -  | -                 |
| Trade Receivables*        | -   | -                 | +/-) 1%                            | +/-) 1%           | -  | -                 |
| <b>Change in GBP rate</b> |   |                   |                                    |                   |  |                   |
| Investments               | 1   | 6                 | +/-) 1%                            | +/-) 1%           | 1  | 6                 |
| <b>Change in JPY rate</b> |   |                   |                                    |                   |  |                   |
| Trade Receivables*        | -   | -                 | +/-) 1%                            | +/-) 1%           | -  | -                 |

\* INR less than 50,000/- has been rounded off to Nil.

## (iii) Equity/Preference price risk

The Group's listed and non-listed equity/preference securities are susceptible to market price risk arising from uncertainties about future values of the investment securities. The Group manages the equity/preference price risk through diversification and by placing limits on individual and total equity/preference instruments. Reports on the equity/preference portfolio are submitted to the Group's senior management on a regular basis. The Group's Investment Committee approves all equity/preference investment decisions.

## 2) Credit risk

Credit risk is the risk that counterparty will not meet its obligations under a financial instrument or customer contract, leading to a financial loss. The Group is exposed to credit risk from its operating activities (primarily trade receivables) and from its financing activities, including deposits with banks and financial institutions, foreign exchange transactions and other financial instruments.

## Notes to consolidated financial statements

for the year ended March 31, 2023

### Trade receivables and Other Financial Assets at amortised cost

An impairment analysis is performed at each reporting date on an individual basis for major clients. The maximum exposure to credit risk at the reporting date is the carrying value of each class of financial assets disclosed in Note 10A and 6D. The Group does not hold collateral as security other than secured trade receivables (refer Note 10A)

The Group evaluates the concentration of risk with respect to trade receivables and contract assets as low, as its customers are located in several jurisdictions and industries and operate in largely independent markets.

### Financial instruments and cash deposits

Credit risk from balances with banks and financial institutions is managed by the Group's treasury department in accordance with the Group's policy. Investments of surplus funds are made as per guidelines and within limits approved by Board of Directors. Board of Directors/ Management reviews and update guidelines, time to time as per requirement. The guidelines are set to minimize the concentration of risks and therefore mitigate financial loss through counterparty's potential failure to make payments.

### Liquidity risk

The Group monitors its risk of a shortage of funds using a liquidity mechanism.

The Group's objective is to maintain a balance between continuity of funding and flexibility through the use of Bank loans & liquid MF Investments.

100% of the Group's borrowings will mature in less than one year at March 31, 2023 (March 31, 2022: 92%) based on the carrying value of borrowings reflected in the financial statements.

The Group assessed the concentration of risk with respect to refinancing its debt and concluded it to be low. The Group has access to a sufficient variety of sources of funding i.e. investments / Bank limits for Borrowing/ cash accrual from Operation and debt maturing within 12 months can be paid/ rolled over with existing lenders.

The Group has positive working capital position and positive Net Assets position as on 31 March, 2023. Accordingly, no liquidity risk is perceived. The Group has available undrawn borrowing facilities of INR 50,615 lakhs as at 31 March, 2023 (March 31, 2022: INR 39,707 lakhs).

The table below summarizes the maturity profile of the Group's financial liabilities:

|  | (INR Lakhs)    |                   |        |
|--|----------------|-------------------|--------|
|  | With in 1 year | More than 1 years | Total  |
| <b>As at March 31, 2023</b>                  |                |                   |        |
| Borrowings (refer note 15A)                  | 5,697          | -                 | 5,697  |
| Lease liabilities (refer note 15D)           | 618            | 4,343             | 4,961  |
| Trade and other payables (refer note 15B)    | 10,630         | -                 | 10,630 |
| Other financial liabilities (refer note 15C) | 44,806         | -                 | 44,806 |
| <b>As at March 31, 2022</b>                  |                |                   |        |
| Borrowings (refer note 15A)                  | 10,782         | 947               | 11,729 |
| Lease liabilities (refer note 15D)           | 86             | 186               | 272    |
| Trade and other payables (refer note 15B)    | 8,047          | -                 | 8,047  |
| Other financial liabilities (refer note 15C) | 34,475         | 17                | 34,492 |

### Collateral

The Group has pledged part of its Investment in Mutual Funds in order to fulfill the collateral requirements for Borrowing. At March 31, 2023 and March 31, 2022, the invested values of the Investment in Mutual Funds pledged were INR 11,057 Lakhs Fair value [Original cost: INR 9,281 Lakhs] and INR 11,057 Lakhs Fair value [Original cost: INR 9,281 Lakhs] respectively. The counterparties have an obligation to return the securities to the Group and the Group has an obligation to repay the borrowing to the counterparties upon maturity/ Due

# Notes to consolidated financial statements

for the year ended March 31, 2023

Date / mutual agreement. There are no other significant terms and conditions associated with the use of collateral securities except pledge given against outstanding Bank facilities (details are provided in borrowing note, refer note 15 A).

## Note 39: Standards issued but not yet effective

On March 31, 2023, the Ministry of Corporate Affairs (MCA) issued certain amendments and annual improvements to Ind AS. These amendments are applicable for accounting periods beginning on or after April 01, 2023.

### Amendment to Ind AS 12 and Ind AS 101

Now the Initial Recognition Exemption (IRE) does not apply to transactions that give rise to equal and offsetting temporary differences. Narrowed the scope of IRE (with regard to leases and decommissioning obligations). Accordingly, companies will need to recognise a deferred tax asset and a deferred tax liability for temporary differences arising on transactions such as initial recognition of a lease and a decommissioning provision. The amendments apply to transactions that occur on or after the beginning of the earliest comparative period presented. The application of this amendment is not expected to have a material impact on the Group's financial statements.

### Amendment to Ind AS 1 and Ind AS 34 and Ind AS 107

Companies should now disclose material accounting policies rather than their significant accounting policies. The application of this amendment is not expected to have a material impact on the Group's financial statements.

### Amendment to Ind AS 8

Definition of 'change in account estimate' has been replaced by revised definition of 'accounting estimate'. As per revised definition, accounting estimates are monetary amounts in the financial statements that are subject to measurement uncertainty.

## Following amendments are clarificatory in nature-

### Amendment to Ind AS 109

In Indian Accounting Standard (Ind AS) 109, in Appendix B, in paragraph B4.3.12, for item (b), the following item shall be substituted, namely:-

“(b) a combination of entities or businesses under common control as described in Appendix C of Ind AS 103; or”;

The application of this amendment is not expected to have a material impact on the Group's financial statements.

### Amendment to Ind AS 115

In Indian Accounting Standard (Ind AS) 115, in Appendix 1,-

(i) in paragraph 2, for the words and figure “paragraph of 15”, the word and figure “paragraph 51” shall be substituted;

(ii) in paragraph 5, for the word and letter “Appendix D” the word and letter “Appendix B” shall be substituted.;

The application of this amendment is not expected to have a material impact on the Group's financial statements.

### Amendment to Ind AS 103

In Indian Accounting Standard (Ind AS) 103, in Appendix C, in paragraph 13, for item (b), the following item shall be substituted, namely:-

(b) the date on which the transferee obtains control of the transferor.”;

The application of this amendment is not expected to have a material impact on the Group's financial statements.

### Amendment to Ind AS 102

In Indian Accounting Standard (Ind AS) 102, the footnote starting with the words “For example, in case” and ending with the words “not exercised”, appearing on the heading before paragraph 24 'If the fair value of the equity instruments cannot be estimated reliably' shall be deleted and the same shall be added at the end of paragraph 23 at the words “equity to another”. The application of this amendment is not expected to have a material impact on the Group's financial statements.

## Notes to consolidated financial statements

for the year ended March 31, 2023

### Note 40 : Group information

#### Information about subsidiaries

The consolidated financial statements of the company include subsidiary listed in the table below :

| Name                     | Principal activities  | Country of Incorporation | % equity interest |                |
|--------------------------|---|--------------------------|-------------------|----------------|
|                          |   |                          | March 31, 2023    | March 31, 2022 |
| HT Noida Company Limited | To invest in properties and carrying out the business of renting of properties. | India                    | 100               | 100            |

Refer note 34 for details of Holding Company and Ultimate Holding Company.

#### Joint arrangement in which the company is a joint venture

The company has 99.99% in HT Content Studio LLP (incorporated in India), (Previous Year : 99.99%)

#### The Holding Company

The holding company of Hindustan Media Ventures Limited is The HT Media Limited.

### Note 41 : Interest in joint venture

#### A) Joint Venture- HT Content Studio LLP

HT Content Studio LLP became a Joint Venture of the Company w.e.f August 21, 2019. The Group has a 99.99 % interest in HT Content Studio LLP, a joint venture. The Group's interest in HT Content Studio LLP is accounted for using the equity method in the consolidated financial statements. Summarised financial information of the joint venture, based on its Ind-AS financial statements, and reconciliation with the carrying amount of the investment in consolidated financial statements are set out below :

#### Summarised balance sheet as at March 31, 2023 and March 31, 2022:

| Particulars  | (INR Lakhs)    |                |
|--|----------------|----------------|
|  | March 31, 2023 | March 31, 2022 |
| Current assets   | 483            | 282            |
| Non-current assets   | -              | 1              |
| Current liabilities  | (117)          | (385)          |
| Non-current liabilities  | -              | -              |
| <b>Equity</b>  | <b>366</b>     | <b>(102)</b>   |
| Proportion of the Group's ownership                                    | 99.99%         | 99.99%         |
| <b>Carrying amount of the investment</b>                               | <b>366</b>     | <b>102</b>     |
| <b>Investment in Joint Venture (under equity method of accounting)</b> | <b>366</b>     | <b>-</b>       |
| <b>Liability under equity method of accounting</b>                     | <b>-</b>       | <b>102</b>     |

#### Summarised Statement of Profit and Loss of the HT Content Studio LLP :

| Particulars   | (INR Lakhs)    |                |
|---|----------------|----------------|
|   | March 31, 2023 | March 31, 2022 |
| Revenue   | 269            | 3              |
| Depreciation & amortization                           | 6              | 3              |
| Employee benefit                                      | -              | 213            |
| Other expense   | 19             | 35             |
| <b>Profit/(Loss) before tax</b>                       | <b>243</b>     | <b>(248)</b>   |
| Income tax expense                                    | -              | -              |
| Profit/(Loss) for the year                            | 243            | (248)          |
| <b>Other Comprehensive Income</b>                     | <b>-</b>       | <b>-</b>       |
| <b>Total comprehensive income/(loss) for the year</b> | <b>243</b>     | <b>(248)</b>   |
| <b>Group's share of income/(loss) for the year</b>    | <b>243</b>     | <b>(248)</b>   |

# Notes to consolidated financial statements

for the year ended March 31, 2023

The group had capital commitments of INR nil lakhs relating to its interest in HT Content Studio LLP as at March 31, 2023 (Previous Year- INR 225 lakhs). The joint venture had no contingent liabilities as at March 31, 2023 and March 31, 2022. HT Content Studio LLP cannot distribute its profits until it obtains the consent from the two venture partners.

## Note 42: Leases

### Leases as Lessee

The Company has taken various residential, office and godown premises under lease arrangements.

#### i) The details of the right-of-use asset held by the Group is as follows:

| Particulars  | (INR Lakhs)    |                   |              |              |
|--|----------------|-------------------|--------------|--------------|
|  | Leasehold Land | Leasehold Vehicle | Buildings    | Total        |
| <b>Balance at 1 April 2021</b>                                       | <b>3,425</b>   | <b>30</b>         | <b>1,143</b> | <b>4,598</b> |
| Additions to right-of-use assets                                     | -              | -                 | 129          | 129          |
| Derecognition of right-of-use assets                                 | -              | -                 | -            | -            |
| Depreciation charge for the year                                     | (44)           | (17)              | (798)        | (859)        |
| <b>Balance at 31 March 2022</b>                                      | <b>3,381</b>   | <b>13</b>         | <b>474</b>   | <b>3,868</b> |
| Addition due to Security Deposit Discounting adjustment              | -              | -                 | 471          | 471          |
| Reclassification to non current assets held for sale (refer note 44) | (623)          | -                 | -            | (623)        |
| Additions to right-of-use assets                                     | -              | -                 | 5,651        | 5,651        |
| Derecognition of right-of-use assets                                 | (74)           | -                 | -            | (74)         |
| Depreciation charge for the year                                     | (168)          | (13)              | (976)        | (1,158)      |
| <b>Balance at 31 March 2023</b>                                      | <b>2,516</b>   | <b>-</b>          | <b>5,620</b> | <b>8,135</b> |

#### ii) Set out below are the carrying amounts of lease liabilities and the movements during the period:

| Particulars   | (INR Lakhs)    |                |
|---|----------------|----------------|
|   | March 31, 2023 | March 31, 2022 |
| Balance at 1 April                                  | 272            | 966            |
| Additions   | 5,651          | 129            |
| Accretion of interest                               | 261            | 39             |
| Pre Payments (considered below for cashflow)        | (374)          | (259)          |
| Payments- Principal (considered below for cashflow) | (588)          | (564)          |
| Payments- Interest                                  | (261)          | (39)           |
| <b>Balance at 31 March</b>                          | <b>4,961</b>   | <b>272</b>     |
| <b>Current</b>                                      | <b>4,343</b>   | <b>86</b>      |
| <b>Non- Current</b>                                 | <b>618</b>     | <b>186</b>     |

The maturity analysis of lease liabilities are disclosed in Note 38.

#### iii) Amounts recognised in profit or loss:

| Particulars  | (INR Lakhs)    |                |
|--|----------------|----------------|
|  | March 31, 2023 | March 31, 2022 |
| Interest on lease liabilities                          | 261            | 39             |
| Depreciation expense of right-of-use assets            | 1,158          | 859            |
| Expenses relating to short-term leases (refer Note 26) | 578            | 530            |

## Notes to consolidated financial statements

for the year ended March 31, 2023

### iv) Amounts recognised in statement of cash flows:

| Particulars                   | (INR Lakhs)    |                |
|-------------------------------|----------------|----------------|
|                               | March 31, 2023 | March 31, 2022 |
| Total cash outflow for leases | (962)          | (823)          |

#### Leases as lessor

##### i) Operating lease

The Group has entered into operating leases on its Property, Plant and Equipment (Refer Note 3) and Investment Property (refer note 4).

Rental income recognised by the Company during 2022-23 is INR 669 Lakhs (Previous year INR 544 Lakhs) (refer note 20).

The following table sets out a maturity analysis of lease payments, showing the undiscounted lease payments to be received after the reporting date-

| Particulars          | (INR Lakhs)    |                |
|----------------------|----------------|----------------|
|                      | March 31, 2023 | March 31, 2022 |
| Less than one year   | 31             | 7              |
| One to two years     | 24             | -              |
| Two to three years   | -              | -              |
| Three to four years  | -              | -              |
| Four to five years   | -              | -              |
| More than five years | -              | -              |
| <b>Total</b>         | <b>55</b>      | <b>7</b>       |

### Note 43 : Non-current assets held for sale

| Particulars  | (INR Lakhs)    |                |
|--|----------------|----------------|
|  | March 31, 2023 | March 31, 2022 |
| Land Freehold [Reclassification from Property, Plant and Equipment (refer note 3)]       | 68             | 68             |
| Buildings [Reclassification from Property, Plant and Equipment (refer note 3)]           | 185            | 725            |
| Leasehold Land [Reclassification from Right-of-use asset ] (refer note 42)               | 623            | 74             |
| Plant and Machinery [Reclassification from Property, Plant and Equipment (refer note 3)] | -              | 101            |
| Buildings [Reclassification from Investment Property (refer note 4)]                     | 1,861          | -              |
| <b>Total</b>   | <b>2,737</b>   | <b>968</b>     |

As at September 30, 2020, certain Land and Building was classified as “Non- current assets held for sale” due to outsourcing of printing work at certain units. During the year ended March 31, 2023, the company is able to dispose of substantial Land and Building and the Company remains committed to its plan to sell the balance. These assets are being measured at the lower of its carrying amount and fair value less costs to sell. Impairment of INR 6 Lakhs is recognized under the head “Loss on sale of property, plant and equipment (includes impairment of property, plant and equipment)”

As at January 31, 2022, certain Plant and Machinery pertaining to unit where printing work has been outsourced, has been classified as “Non- current assets held for sale”. During the year ended March 31, 2023, the company is able to dispose of identified Plant and Machinery and balance Plant and Machinery has been reclassified to Property Plant and Equipment on account of shifting to operational units. Reclassified portion is being measured at the lower of its carrying amount (adjusted for any depreciation that would have been recognised had the asset not been classified as held for sale) and recoverable amount. Impairment of INR 11 Lakhs is recognized under the head “Loss on sale of property, plant and equipment (includes impairment of property, plant and equipment)”

During the year ended March 31, 2023, certain Land and Building has been re-classified from “Investment Property” to “Non- current assets held for sale” being held for sale. Disposal is expected within one year of classification as held for sale. These assets are being measured at the lower of its carrying amount and fair value less costs to sell. No impairment has got triggered.

# Notes to consolidated financial statements

for the year ended March 31, 2023

During the year ended March 31, 2023, certain Leasehold Land has been re-classified from “Right - of - use assets” to “Non- current assets held for sale” being held for sale. Disposal is expected within one year of classification as held for sale. These assets are being measured at the lower of its carrying amount and fair value less costs to sell. No impairment has got triggered.

“Non-current assets held for sale relating to property, plant and equipment” and “Non-current assets held for sale relating to Right-of-use asset” are being presented as part of “Printing and publishing of newspaper and periodicals segment” as part of Segment information in accordance with Ind AS 108 Operating Segments.

Non-current assets held for sale relating to investment property” are being presented as part of “Unallocated segment” as part of Segment information in accordance with Ind AS 108 Operating Segments.

**Note 44: Additional information as required under Schedule III of the Companies Act, 2013, of the enterprises consolidated as subsidiaries/associates/joint ventures.**

| Particulars  | Net assets i.e. total assets minus total liabilities |                       | Share in Profit or Loss             |                       | Share in other Comprehensive income             |                        | Share in total Comprehensive income |                       |
|--|--|-----------------------|-------------------------------------|-----------------------|---|------------------------|-------------------------------------|-----------------------|
|  | As % of consolidated net assets                      | Amount (INR in lakhs) | As % of consolidated profit or loss | Amount (INR in lakhs) | As % of consolidated other comprehensive income | Amount ( INR in lakhs) | As % of total comprehensive income  | Amount (INR in lakhs) |
| <b>Current Year : As on March 31, 2023</b>               |  |                       |                                     |                       |   |                        |                                     |                       |
| <b>I. Parent :</b>                                       |  |                       |                                     |                       |   |                        |                                     |                       |
| Hindustan Media Ventures Limited                         | 99%  | 1,47,708              | 104%                                | (4,749)               | 100%  | (7,615)                | 101%                                | (12,364)              |
| <b>II. Subsidiaries :</b>                                |  |                       |                                     |                       |   |                        |                                     |                       |
| a) Indian  |  |                       |                                     |                       |   |                        |                                     |                       |
| HT Noida Company Limited                                 | 1%   | 985                   | 1%                                  | (61)                  | 0%  | -                      | 1%                                  | (61)                  |
| <b>III Non- controlling interest in all subsidiaries</b> |  |                       |                                     |                       |   |                        |                                     |                       |
| <b>IV Joint Venture (As per Equity Method)</b>           |  |                       |                                     |                       |   |                        |                                     |                       |
| a) Indian  |  |                       |                                     |                       |   |                        |                                     |                       |
| HT Content Studio LLP                                    | 0%   | 366                   | -5%                                 | 243                   | 0%  | 0                      | -2%                                 | 243                   |
| <b>Sub Total</b>   | <b>100%</b>  | <b>1,49,059</b>       | <b>100%</b>                         | <b>(4,567)</b>        | <b>100%</b>                                     | <b>(7,615)</b>         | <b>100%</b>                         | <b>(12,182)</b>       |
| <b>V Adjustment arising out of consolidation</b>         |  | (1,496)               |                                     | 758                   |   | -                      |                                     | 758                   |
| <b>VI Attributable to equity holders of parent</b>       |  | <b>1,47,563</b>       |                                     | <b>(3,809)</b>        |   | <b>(7,615)</b>         |                                     | <b>(11,424)</b>       |
| <b>Previous Year : As on March 31, 2022</b>              |  |                       |                                     |                       |   |                        |                                     |                       |
| <b>I. Parent :</b>                                       |  |                       |                                     |                       |   |                        |                                     |                       |
| Hindustan Media Ventures Limited                         | 99%  | 1,60,067              | 117%                                | 4,356                 | 100%  | (3,576)                | 588%                                | 780                   |
| <b>II. Subsidiaries :</b>                                |  |                       |                                     |                       |   |                        |                                     |                       |
| a) Indian  |  |                       |                                     |                       |   |                        |                                     |                       |
| HT Noida Company Limited                                 | 1%   | 1,047                 | -11%                                | (399)                 | 0%  | -                      | -301%                               | (399)                 |
| <b>III Non- controlling interest in all subsidiaries</b> |  |                       |                                     |                       |   |                        |                                     |                       |
| <b>IV Joint Venture (As per Equity Method)</b>           |  |                       |                                     |                       |   |                        |                                     |                       |
| a) Indian  |  |                       |                                     |                       |   |                        |                                     |                       |
| HT Content Studio LLP                                    | 0%   | (102)                 | -7%                                 | (248)                 | 0%  | 0                      | -187%                               | (248)                 |
| <b>Sub Total</b>   | <b>100%</b>  | <b>1,61,012</b>       | <b>100%</b>                         | <b>3,709</b>          | <b>100%</b>                                     | <b>(3,576)</b>         | <b>100%</b>                         | <b>133</b>            |



## Notes to consolidated financial statements

for the year ended March 31, 2023

| Particulars                                 | Net assets i.e. total assets minus total liabilities |                       | Share in Profit or Loss             |                       | Share in other Comprehensive income             |                       | Share in total Comprehensive income |                       |
|---|--|-----------------------|-------------------------------------|-----------------------|---|-----------------------|-------------------------------------|-----------------------|
|   | As % of consolidated net assets                      | Amount (INR in lakhs) | As % of consolidated profit or loss | Amount (INR in lakhs) | As % of consolidated other comprehensive income | Amount (INR in lakhs) | As % of total comprehensive income  | Amount (INR in lakhs) |
| V Adjustment arising out of consolidation   |  | (2,030)               |                                     | 350                   |   | -                     |                                     | 350                   |
| VI Attributable to equity holders of parent |  | 1,58,982              |                                     | 4,059                 |   | (3,576)               |                                     | 483                   |

### Note 47: Other Statutory information

- (i) No proceeding has been initiated or pending against the Group for holding any benami property under the Benami Transactions (Prohibition) Act, 1988 (45 of 1988) and rules made thereunder.
- (ii) The Group has not been declared as wilful defaulter by any bank or financial Institution or other lender.
- (iii) The Group has not entered into any transactions with companies struck off under section 248 of the Companies Act, 2013 or section 560 of Companies Act, 1956.
- (iv) There are no transaction which has been surrendered or disclosed as income during the year in the tax assessments under the Income Tax Act, 1961.
- (v) There are no charges or satisfaction yet to be registered with ROC beyond the statutory period.
- (vi) There are no funds which have been advanced or loaned or invested (either from borrowed funds or share premium or any other sources or kind of funds) by the Group to or in any other persons or entities, including foreign entities ("Intermediaries"), with the understanding, whether recorded in writing or otherwise, that the Intermediary shall:
  - a) directly or indirectly lend or invest in other persons or entities identified in any manner whatsoever ("Ultimate Beneficiaries") by or on behalf of the Group or
  - b) provide any guarantee, security or the like to or on behalf of the Ultimate Beneficiaries."
- (vii) There are no funds which have been received by the Group from any persons or entities, including foreign entities ("Funding Parties"), with the understanding, whether recorded in writing or otherwise, that the Group shall:
  - a) directly or indirectly, lend or invest in other persons or entities identified in any manner whatsoever ("Ultimate Beneficiaries") by or on behalf of the Funding Party or
  - b) provide any guarantee, security or the like from or on behalf of the Ultimate Beneficiaries.

# Notes to consolidated financial statements

for the year ended March 31, 2023

- (viii) The Group (as per the provisions of the Core Investment Companies (Reserve Bank) Directions, 2016) does not have more than one CIC (the same is not required to be registered with RBI as not being Systemically Important CIC).
- (ix) The Group has not revalued its property, plant and equipment (including right-of-use assets) or intangible assets or both during the current or previous year.
- (x) The Group has not traded or invested in Crypto currency or Virtual Currency during the financial year.
- (xi) The Group has complied with the number of layers prescribed under the Companies Act, 2013.
- (xii) The Group has not entered into any scheme of arrangement which has an accounting impact on current or previous financial year.

In terms of our report of even date attached

**For B S R and Associates**

Chartered Accountants  
(Firm registration Number: 128901W)

**David Jones**

Partner  
Membership No. 098113

**Place:** Gurugram

**Date:** May 16, 2023

**For and on behalf of the Board of Directors of Hindustan Media Ventures Limited**

**Pumit Kumar Chellaramani**

Company Secretary

**Praveen Someshwar**

Managing Director  
(DIN: 01802656)

**Place:** New Delhi

**Date:** May 16, 2023

**Anup Sharma**

Chief Financial Officer

**Samudra Bhattacharya**

Chief Executive Officer

**Shobhana Bhartia**

Chairperson  
(DIN: 00020648)

## Annexure A - Form AOC -1

(Pursuant to first proviso to sub-section (3) of section 129 read with rule 5 of Companies (Accounts) Rules, 2014)

### Statement containing salient features of the financial statement of subsidiaries or associate companies or joint ventures

| Sr. No  | 1                               |
|---|---------------------------------|
| <b>Name of the Subsidiary Company</b>   | <b>HT Noida Company Limited</b> |
| Date since when subsidiary was acquired   | 11-Feb-20                       |
| Reporting period for the subsidiary concerned, if different from the holding company's reporting period                     | Not Applicable                  |
| Reporting currency and Exchange rate as on the last date of the relevant Financial year in the case of foreign subsidiaries | Not Applicable                  |
| a) Share Capital ( In Lakhs)  | 1605                            |
| b) Reserves and surplus ( In Lakhs)   | -620                            |
| c) Total Assets ( In Lakhs)   | 1713                            |
| d) Total Liabilities ( In Lakhs)  | 728                             |
| e) Investments ( In Lakhs)  | -                               |
| f) Turnover ( In Lakhs)   | -                               |
| g) Profit / (Loss) before Taxation ( In Lakhs)  | -61                             |
| h) Provision for Tax Expenses/(benefits) ( In Lakhs)  | -                               |
| i) Profit / (Loss) after Taxation ( In Lakhs)   | -61                             |
| Extent of shareholding (%)  | 100%                            |

### PART "B" : ASSOCIATES AND JOINT VENTURES

Statement pursuant to first proviso to sub-section (3) of section 129 of the Companies Act, 2013 related to Associate Companies

| Name of the Associates/ Joint Ventures  | HT Content Studio LLP                             |
|---|---|
| Relationship with the Parent Company (HT Media Limited)                                     | Joint venture                                     |
| a) Latest audited Balance Sheet Date  | 31-Mar-23   |
| b) Date on which Joint Venture was associated or acquired                                   | 21-Aug-19   |
| c) Shares of Joint Ventures held at the year end  |   |
| Equity shares   |   |
| Number ( In Lakhs)  | Being LLP, Company has done capital contribution. |
| Amount of Investment in Joint Venture ( INR in Lakhs)                                       | 1000  |
| Extend of Holding %   | 99.99%  |
| d) Description of how there is significant influence  | LLP Agreement                                     |
| e) Reason why the Joint venture is not consolidated   | Not Applicable                                    |
| f) Networth attributable to Shareholding as per latest audited Balance Sheet (INR in Lakhs) | 366   |
| g) Profit /( Loss) for the year (INR in Lakhs)  |   |
| i. Considered in Consolidation  | 243   |
| ii. Not Considered in Consolidation   | -   |

### For and on behalf of the Board of Directors of Hindustan Media Ventures Limited

**Pumit Kumar Chellaramani**

Company Secretary

Place: New Delhi

Date: May 16, 2023

**Anup Sharma**

Chief Financial Officer

**Praveen Someshwar**

Managing Director

(DIN: 01802656)

**Samudra Bhattacharya**

Chief Executive Officer

**Shobhana Bhartia**

Chairperson

(DIN: 00020648)









**हिन्दुस्तान** भरोसा नए हिन्दुस्तान का

# HINDUSTAN SHINES BRIGHT 38 AWARDS WON IN FY 2022-23!

Hindustan's prowess soared to new heights as we clinched **38 esteemed awards** in recognition of our outstanding marketing & editorial campaigns, solidifying our position as industry trailblazers.

**38**  
AWARDS





# हिन्दुस्तान

C-164, 1st Floor Sector - 63, NOIDA - 201 307  
Distt. Gautam Budh Nagar (U.P.)  
E-mail: [hmvlinvestor@livehindustan.com](mailto:hmvlinvestor@livehindustan.com)