

August 06, 2025

The Corporate Service
Department
BSE Limited
P J Towers, Dalal Street
Mumbai - 400 001
Scrip Code: **533553**

The Listing Department
The National Stock Exchange of India Ltd.
Exchange Plaza, Bandra- Kurla Complex
Bandra (East)
Mumbai - 400 051
Symbol: **TDPOWERSYS**

TD Power Systems Limited
(CIN -L31103KA1999PLC025071)

REGISTERED OFFICE & FACTORY:
27, 28 and 29, KIADB Industrial Area
Dabaspet, Nelamangala Taluk
Bengaluru Rural District
Bengaluru – 562 111 India

Tel +91 80 229 95700 / 6633 7700
Fax +91 80 7734439 / 2299 5718
Mail tdps@tdps.co.in

www.tdps.co.in

Dear Sir/Madam,

SUB: INVESTOR PRESENTATION FOR THE PERIOD ENDED JUNE 30, 2025.

Pursuant to Regulation 30 of the SEBI (Listing Obligations and Disclosure Requirements) Regulations, 2015, a results presentation to analyst/investor for period ended June 30, 2025, is enclosed.

Kindly take the above on record.

Thanking you,
For TD Power Systems Limited

Bharat Rajwani
Company Secretary & Compliance Officer

Encl: A/a



TD POWER SYSTEMS INVESTOR PRESENTATION



Safe Harbor



This presentation and the accompanying slides (the “Presentation”), which have been prepared by TD Power Systems Limited (the “Company”), is solely for information purposes and do not constitute any offer, recommendation or invitation to purchase or subscribe for any securities and shall not form the basis or be relied on in connection with any contract or binding commitment whatsoever. No offering of securities of the Company will be made except by means of a statutory offering document containing detailed information about the Company.


This Presentation has been prepared by the Company based on information and data which the Company considers reliable, but the Company makes no representation or warranty, express or implied, whatsoever, and no reliance shall be placed on, the truth, accuracy, completeness, fairness and reasonableness of the contents of this Presentation. This Presentation may not be all inclusive and may not contain third-party the information that you may consider material. Any liability in respect of the contents of, or any omission from, this Presentation is expressly excluded.

Certain matters discussed in this Presentation may contain statements regarding the Company’s market opportunity and business prospects that are individually and collectively forward-looking statements. Such forward-looking statements are not guarantees of future performance and are subject to known and unknown risks, uncertainties and assumptions that are difficult to predict. These risks and uncertainties include, but are not limited to, the performance of the Indian economy and of the economies of various international markets, the performance of the industry in India and worldwide, competition, the company’s ability to successfully implement its strategy, the Company’s future levels of growth and expansion, technological implementation, changes and advancements, changes in revenue, income or cash flows, the Company’s market preferences and its exposure to market risks, as well as other risks. The Company’s actual results, levels of activity, performance or achievements could differ materially and adversely from results expressed in or implied by this Presentation. The Company assumes no obligation to update any forward-looking information contained in this Presentation. Any forward-looking statements and projections made by third parties included in this Presentation are not adopted by the Company and the Company is not responsible for such third-party statements and projections.

All maps used in the presentation are not to scale. All data, information, and maps are provided "as is" without warranty or any representation of accuracy, timeliness or completeness.

Journey and Evolution

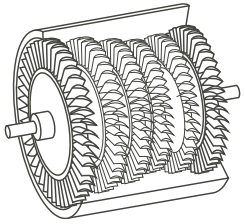
Journey and Evolution



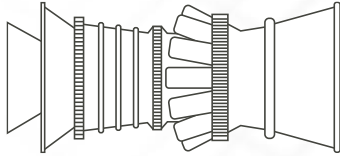
Products

PRODUCTS


GENERATORS FOR TURBINES



Steam - Up to 250 MVA



Gas - Up to 250 MVA

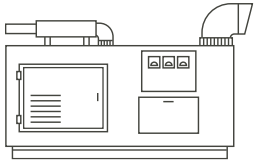


Hydro - Up to 45 MVA



Wind*

GENERATORS FOR ENGINES



Diesel - Up to 25 MVA

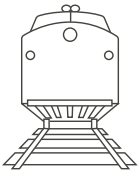


Gas - Up to 25 MVA

GENERATORS FOR SPECIAL APPLICATIONS



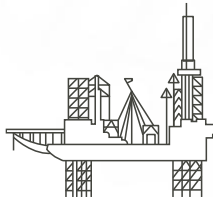
Motor/Engine/
Transformer testing*



Locomotive*




Marine
/Naval*



Oil & Gas*



Geothermal*

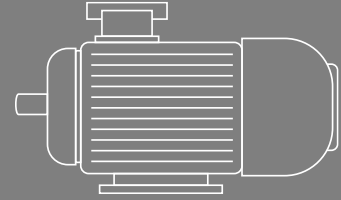


Solar Thermal*

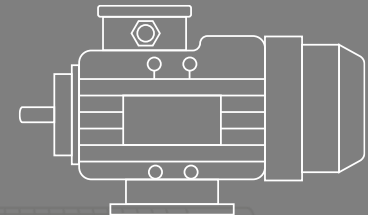
* As per customer requirement

MOTORS

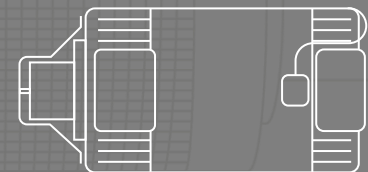
INDUCTION MOTORS



SYNCHRONOUS MOTORS



TRACTION MOTOR



Facilities and People


State of the art facility

TDPS has always believed in investing on a world class facility equipped to perform all critical operations in-house, ensuring complete control over the production process. This allows us to maintain high quality standards, optimize efficiency, and reduce lead times. By having key operations under one roof, we can quickly adapt to customer requirements. Our facility is designed to deliver precision, reliability and high quality, reinforcing our commitment to excellence in manufacturing.



Automation and Robotics

We have implemented advanced automation and robotics in our manufacturing processes to enhance efficiency, accuracy, and consistency. Automation has enabled us to manage complex tasks with greater precision and adaptability, ensuring we consistently meet tight deadlines. Through these innovations, we have positioned ourselves to stay competitive and deliver high quality products.



Quality Assurance

We have implemented the best quality systems and procedures to ensure that every product we manufacture meets the highest standards. These systems are designed to monitor every step of the production process, from raw materials to final inspection, ensuring precision and consistency. Quality is a top priority for us, and we invest significant time and resources into maintaining and improving our procedures. By prioritizing quality, we uphold our promise of excellence to our customers.



Expertise

We have a team of highly skilled and dedicated professionals who bring experience, passion, and innovation to every task. Their expertise, attention to detail, and commitment to quality ensure that we consistently meet and exceed customer expectations. Whether it's engineering, production, or quality control, our people are the backbone of our factory, working together to deliver top-notch results and continuously improve our processes. With their dedication, we are confident in our ability to achieve excellence in everything we do.



Management

MANAGEMENT TEAM



Managing Director
Nikhil Kumar

Leads operations, strategic planning, technology alliances, sales and marketing. With an in-depth understanding of products, processes, customers, specific application requirements of each segment from over 3 decades of work experience in the business of manufacturing electrical rotating machines, he drives investments in technology, alliances, people & processes enabling the company to deliver complete value chain in Generator manufacturing across the spectrum of verticals. He leads the team in absorbing technology from global partners to take manufacturing facility & practices to a world-class level enabling the Company to consistently deliver on core expectations of quality & delivery that has paved way to extend our product reach to over 98 countries. With a hands on & collaborative approach he navigates the team in weathering challenges thrown up by markets, customers, business & economic cycles.



Chief Operating Officer
Ramakrishna Varna

A founder member, with 30 years of experience. A Mechanical Engineer and an MBA, joined TDPS leadership team as a Senior Engineer in 2001. A key member of a small core team that set up our green field manufacturing plant & is credited with establishing Standard Operating Procedures (SOPs), vigorously training technicians and successfully manufacturing the first few Generators that laid the foundation. Has extensive exposure and knowledge of the complete value chain in Generator manufacturing, facility-creation, automation and an expert solution-provider on operational issues. Set up our larger & modern second manufacturing unit in 2011 & since 2017, has transformed our manufacturing facility by replacing conventional machinery with precision Robotics & need-based automation of selected processes.



Chief Financial Officer
M N Varalakshmi

Part of founder-member team since inception of the company. Comes with a professional qualification in Cost & Works accounting (ICWA) & overall 28 years of rich experience in Finance function of Engineering-manufacturing company, 20 of which at TDPS. Seasoned by learnings from managing finances of the company and funding its growth story for over 20 years through its highs, lows, struggles and triumphs, a grueling IPO exercise to fund the expansion, driving drastic cost-cutting measures across the organization & ERP expansion and improvements she leads the finance function

MANAGEMENT TEAM



Global Head – Sales and Marketing
Vinay Hegde

A founder member of TDPS, with 28 years of rich experience in Sales & Marketing. Joined the small core team of TDPS in 2001 as Engineer, Sales - An Electrical Engineer with 7 years of foundation experience with CG Newage. Has successfully acquired major OEMs in India and overseas one after the other, consistently delivering on core expectations of Quality, Delivery, customer retention & relationship for long term. Developed Marketing team capability to successfully widen the Customer base for sustained growth.



Company Secretary
Bharat Rajwani

He is an Associate Member of the Institute of Company Secretaries of India and Law graduate from Karnataka State Law University, Bangalore. He also holds a Graduate degree in Commerce from Onkarmal Somani College, Jodhpur (Rajasthan). He has been working with the Company as deputy to the outgoing CS and experience in handling the Company Secretarial matters, SEBI Compliances and RBI related matters



Head of Design
Mahesh Kumar KV

He is a Mechanical Engineer with 22 years of experience in TDPS, heads the Engineering function. Has a rich, varied, hands-on and leadership experience in Design, Analytics, Quality & Manufacturing aspects of LV, HV Motors & Generators across entire range of ratings, speeds, constructions and applications due to foundational stint as Designengineer of Rotating Machines.

Board of Directors

Board of Directors



Managing Director

Nikhil Kumar

Responsible for overall management of the Company's operations, strategic planning, technology alliances and sales and marketing. With over 3 decades of work experience in the business of manufacturing electrical rotating machines, he spearheads universal best manufacturing practices in the Company. He was General Manager in Kirloskar Electric Company from 1990 to 2000 leading the operations of Bangalore factory



Promoter & Non-Executive Chairman

Mohib N. Khericha

He was in practice for over 25 years, in the area of Capital structuring, Restructuring, Financial Management and Loan syndication etc. before venturing into Merchant Banking activities in the year 1994. Currently, he is Managing Director of Chartered Capital And Investment Limited, a listed company which is into Merchant Banking Services. He has an experience of over 28 years in the field of Merchant Banking.



Non-Executive Director

Prabhamani S

Is the founder member of TDPS with 37 years of experience. Worked as a COO in the company till August 2022 and joined the core leadership team of TDPS as head of Engineering in 2001. She is extensively involved and has in-depth understanding of products, processes, customers and specific application requirements of each segment.

Board of Directors



Independent Director
Rahul Matthan

Experience spanning over 2 decades, advised clients on matters like cryptocurrency, telecommunications regulation, internet and social media law, technology M&A & played a significant role in shaping Data Privacy & technology policy in India. Served on the RBI Committee for Household Finance as well as the Kris Gopalakrishnan Committee on Non-Personal Data and is currently DPI Advisor to the Ministry of Finance. Alumnus of the National Law School and one of the founder Partners of Trilegal.



Independent Director
Prathibha Shastry

Over two and half decades of her career, she has been part of some of the very best start up organizations like Microsoft Accelerator and THub in India. Currently, she is a strategic advisor to Encubay , a diversity-focused accelerator, a fintech Start-up and Vruksh Ecosystem



Independent Director
Alexander Olsson

Experience of over 2 decades, has held executive and management leadership positions, including as Managing Director at BRUSH Group with responsibility for large operations, leading teams of over 1,500 and managing a complex product/service portfolio in the Oil & Gas industry. He is currently the Executive Vice President of Archer Ltd. Brings invaluable experience and insights in manufacture of generators for oil & gas & other applications.

CSR Initiatives

CORPORATE SOCIAL RESPONSIBILITY

Our Corporate Social Responsibility (CSR) programs are designed with a multifaceted approach to foster inclusiveness, promote sustainability and support our communities.



School Readiness Program:

In collaboration with Keyed Foundation, TDPS has launched the School Readiness Program to support the objectives of the National Education Policy, which emphasizes the crucial role of early childhood education. This initiative will establish pre-primary classrooms in 20 government schools within Anekal Block, Bengaluru Rural,.

Rooftop Solar PV Program:

We installed Solar Rooftop Systems at four government schools: three in Bangalore with 5KVA off-grid systems and one in Udupi district, Karnataka, with an 11-kilowatt off-grid system. They enable the schools to independently meet their energy needs, ensuring a stable power supply for essential educational functions and improving the learning experience for over 2,400 students.

Rehabilitation and remedial support for children with learning disabilities:

TDPS, in partnership with the Spastics Society of Karnataka (SSK), has launched a project to offer rehabilitation and remedial support for children facing various learning difficulties, such as challenges in reading, writing, mathematics, visual and auditory processing disorders, ADHD, memory issues, and more. Tailored diagnosis and intervention strategies are designed to meet the unique needs of each child. This initiative is expected to benefit a total of 282 children in the supported schools, creating an environment that fosters both their academic and personal growth.

Equipment Donation:

To enhance diagnostics, patient management, and treatment infrastructure, TDPS partnered with Give Foundation and its affiliate, Doctors For You (DFY), to donate medical equipment to Shri Atal Bihari Vajpayee Medical College and Research Institute in Bangalore, Karnataka. This support benefited 750 patients at the time of donation and continues to address ongoing needs.

Neuro Rehabilitation Center:

TDPS, with its partner Bangalore Sanjayanagar Lions Charitable Trust (BSLC), played a vital role in establishing a Neuro Rehabilitation Centre in Vidyaranyapura, Bangalore. Essential equipment worth ₹ 11.35 lakhs were donated. This initiative aims to offer comprehensive services for patients with neurological conditions, particularly benefiting the lower-income group in Bangalore North.

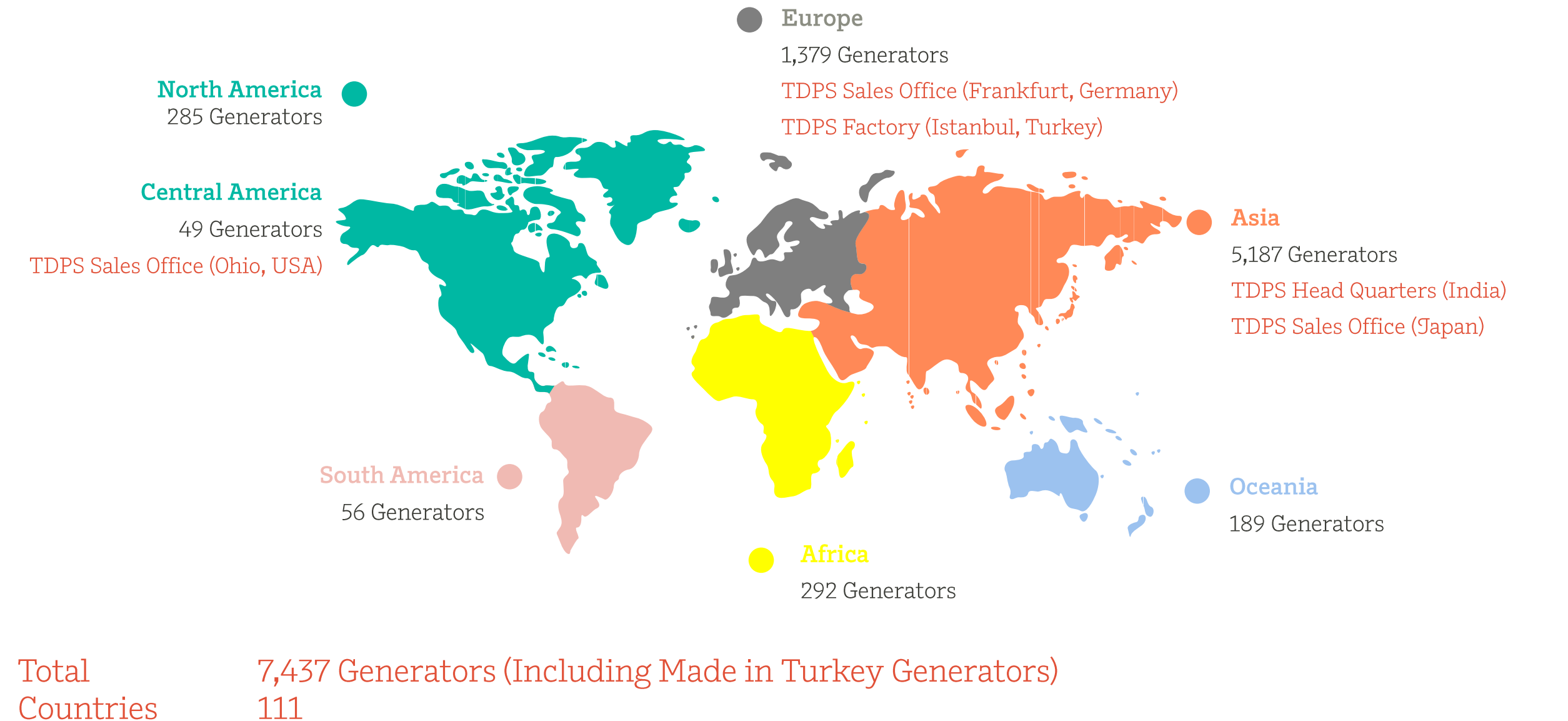
Sports Excellence Trust:

The Company supports initiatives promoting sports excellence and community welfare. TDPS donated a force plate to the Sports Excellence Trust (SET). This contribution aims to enhance training and performance evaluation capabilities for athletes associated with trust. By providing this advanced equipment, the trust and athletes can refine training methods, improve athletic skills, and reduce the risk of injury by identifying movement deficiencies and areas for improvement.

Summary of Installations

As on 30.06.2025

Summary of Installations



Highlights of Q1 FY'26

Order Inflow and Key Highlights



Order Inflow :

Q1 FY'26 - 32% YoY Growth

₹ 3,918 v/s ₹ 2,968 Million.

66% of order inflow in Q1 FY'26 is from Export

₹ 2,573 v/s ₹ 2,138 Million YoY basis.

Order Book on 30th June 2025

₹ 14,679 Million

Highlights :

Steam Turbine Generator Segment – Domestic & Export:

- ✓ Received a major order from a reputed Indian steam turbine OEM for six industrial generators for various projects in India:
 - 4 × 45 MW, 11 kV, 1500 rpm
 - 1 × 50 MW, 11 kV, 1500 rpm
 - 1 × 30 MW, 11 kV, 1500 rpm
- ✓ Secured an order from a reputed Indian steam turbine OEM for a 21.9 MW, 13.8 kV generator for a biomass-based renewable energy project in South Korea. The plant will use swine manure and food wastewater to produce biogas, generating clean power for the KEPCO grid.
- ✓ Received an export order for two 19.1 MW, 10 kV generators to be installed at the First Oil Refinery Plant in Mongolia, through a reputed Indian turbine OEM.
- ✓ Received an order from a reputed German steam turbine OEM for a 17.4 MW, 11 kV generator for the Busto Arsizio Waste-to-Energy Plant in Italy, supporting district heating.
- ✓ Received an export order from a prominent Czech turbine OEM for two 7.5 MW, 6.3 kV generators for the INA-Rijeka Refinery in Croatia, a key player in regional oil and gas operations.

Order Inflow and Key Highlights



Highlights continued...

CO₂ – Battery Storage Plant:

- ✓ Successfully commissioned the 18.7MW, 11 kV, 1500 rpm generator for Energy Dome, Italy. This is the world's first operational CO₂ Battery project—marking TDPS's entry into the long-duration energy storage (LDES) space.

Hydro Generator Segment:

- ✓ Secured an order for 2 X 14 MW, 600 rpm horizontal hydro generators for the Upper Kabeli Hydropower Project in Nepal, from a prominent Indian hydro OEM.
- ✓ Received an order for 2 X 24.1 MW, 187.5 rpm and 3 X 25.8MW, 187.5rpm vertical hydro generators for the Gandhi Sagar hydro-refurbishment project in India, replacing Hitachi and Voith generators respectively.

Gas Engine Generator Segment:

- ✓ Secured repeat orders from a leading European gas engine OEM:
 - 16 × 4.5 MW, 1500 rpm generators – to be installed in the United Kingdom
 - 5 × 10.5 MW, 1000 rpm generators – for a project in Romania
- ✓ Delivered a 5 MW, 13.8 kV high-inertia generator in just 45 days for a U.S. data center project, through a prominent Austrian gas engine OEM.

Gas Turbine Generator Segment – Data Center Focus:

- ✓ Secured multiple orders from a leading European gas turbine OEM for high-inertia generators to power data center infrastructure in the United States:
 - 3 × 18.8 MW, 13.8 kV, 60 Hz
 - 8 × 17.7 MW, 13.8/11 kV, 50/60 Hz
 - 4 × 8.7 MW, 13.8 kV, 60 Hz
 - 6 × 17 MW, 13.8 kV, 60 Hz

Traction Motors Segment

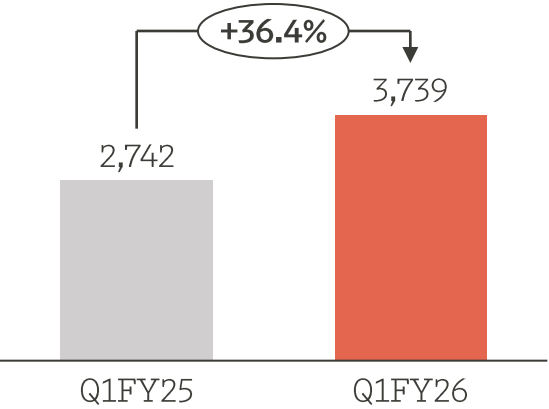
- ✓ Signed a contract with prominent locomotives OEM from USA for the supply of Traction motor parts for the New York City transit (NYCT) subway cars.

Q1 FY26 Financial Highlights

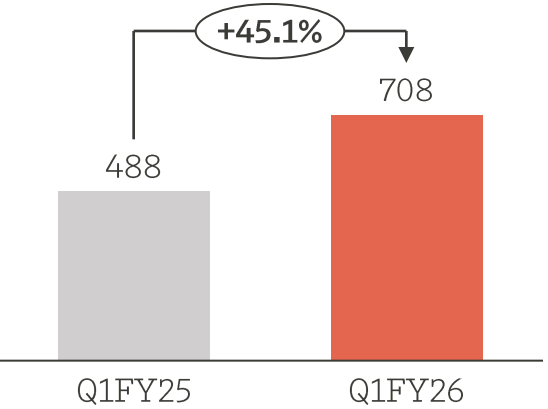


<div>₹ 3,739 Million</div> <div>36% increase YoY</div> <div>REVENUE</div>	<div>₹ 708 Million (18.9%)</div> <div>45% increase YoY</div> <div>EBIDTA</div>	<div>₹ 500 Million (13.4%)</div> <div>40% increase YoY</div> <div>PAT</div>	<div>₹ 3,918 Million</div> <div>32% increase YoY</div> <div>ORDER INFLOW</div>
---	--	---	--

Total Revenue (Rs. in Mn)

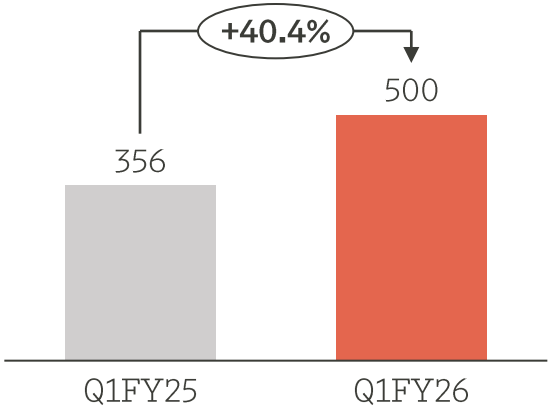


EBIDTA* (Rs. in Mn)

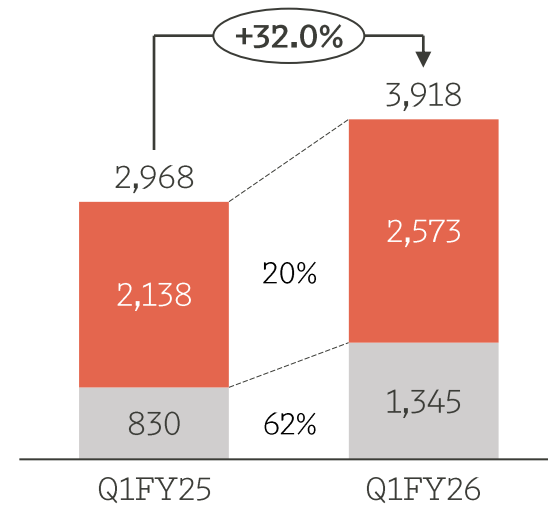


*including other operational income

PAT (Rs. in Mn)

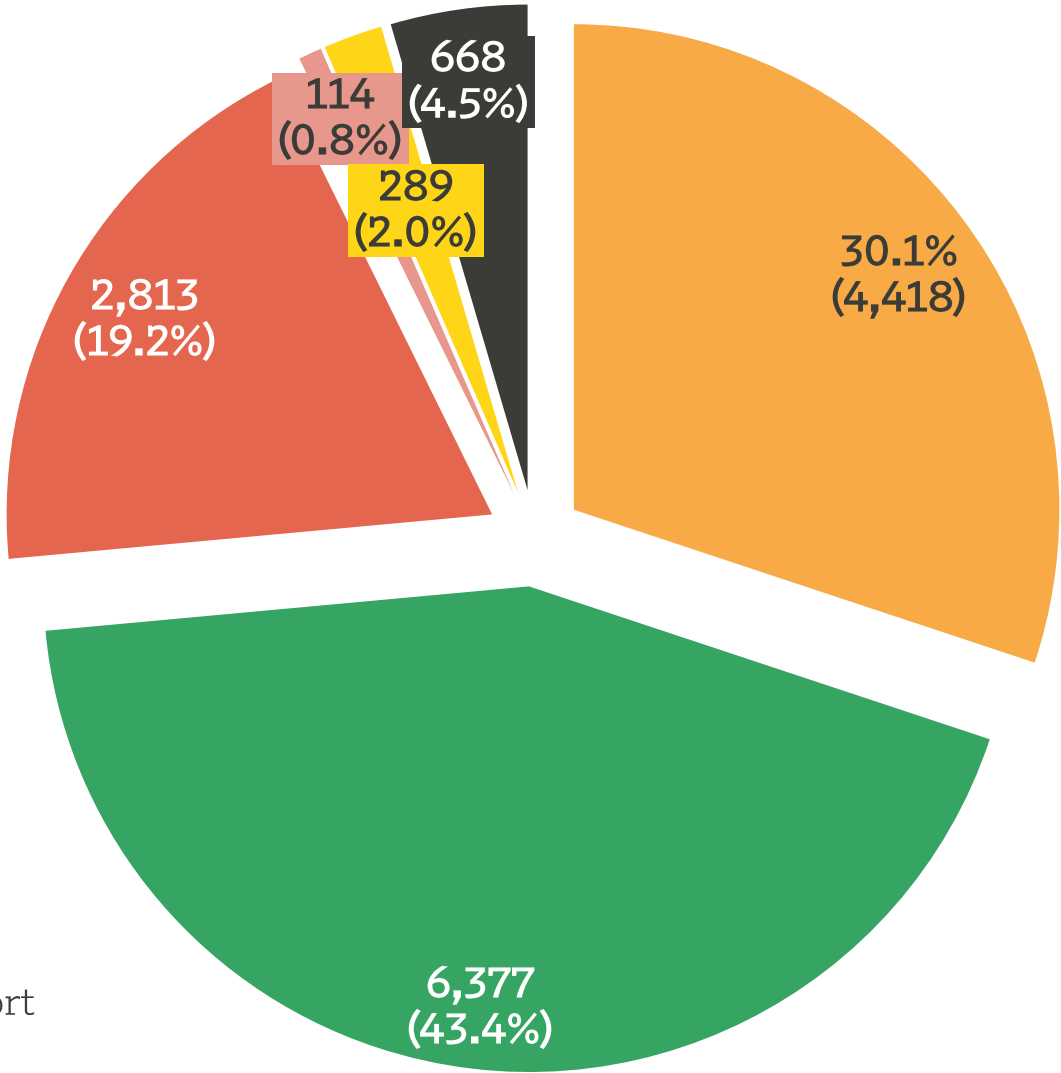


Order Inflow (Rs. in Mn)



Exports (incl. Deemed Exports) Domestic

Diversified Order Book as on 30th June 2025



TOTAL :
Rs. 14,679 (In Mn)

- Domestic
- Exports including Deemed Export
- Railways (Domestic)
- Spares and Aftermarket
- Turkey
- Railways (Exports)

* All Values in Rs. (In Mn)

Q1FY26 Consolidated Profit and Loss Account

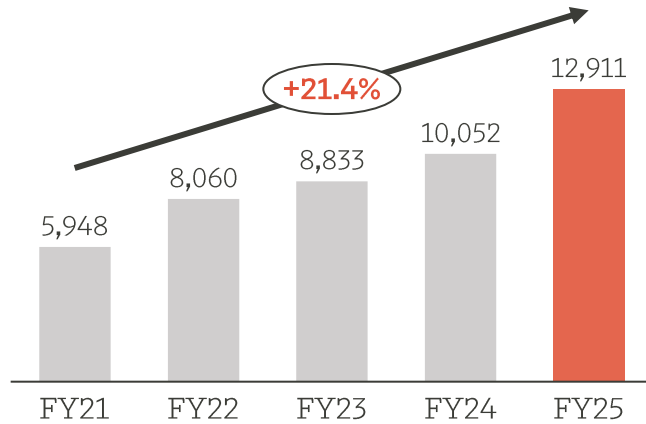


Particulars (Rs. in Mn)	Q1FY26	Q1FY25	Y-o-Y
Revenue from Operations	3,718.99	2,737.83	
Other Operational Income	19.60	3.96	
Total Income	3,738.59	2,741.79	36.4%
Cost of Goods Sold	2,419.21	1,755.14	
Gross Profit	1,319.37	986.64	33.7%
Gross Profit Margin (%)	35.3%	36.0%	-70 bps
Employee Cost	368.26	306.52	
Other Expenses	243.18	192.07	
EBITDA	707.93	488.05	45.1%
EBITDA Margin (%)	18.9%	17.8%	+110 bps
Depreciation	49.91	45.68	
EBIT	658.02	442.37	48.7%
Finance Cost	4.24	11.77	
Other Income - Interest	20.13	27.21	
Profit before Tax	673.91	457.82	47.2%
Tax	173.17	104.33	
Other Comprehensive Income	-0.53	2.77	
Profit After Tax (PAT)	500.21	356.26	40.4%
PAT Margin (%)	13.4%	13.0%	+40 bps

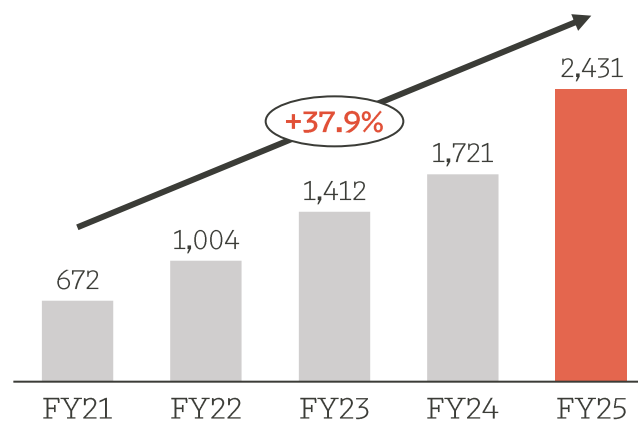
Historical Financial Data

Historical Financial Highlights

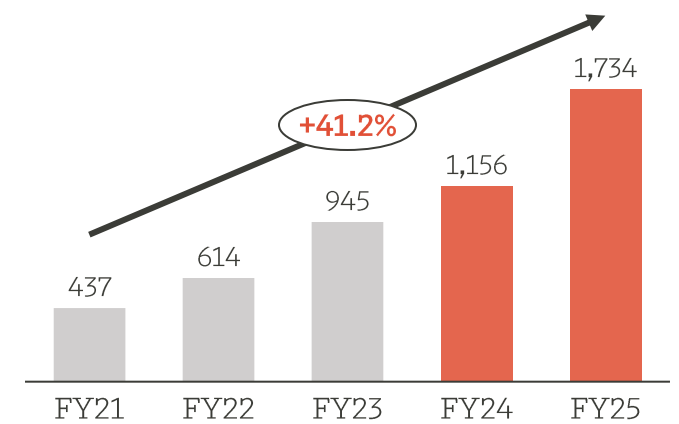
Total Revenue (Rs. in Mn)



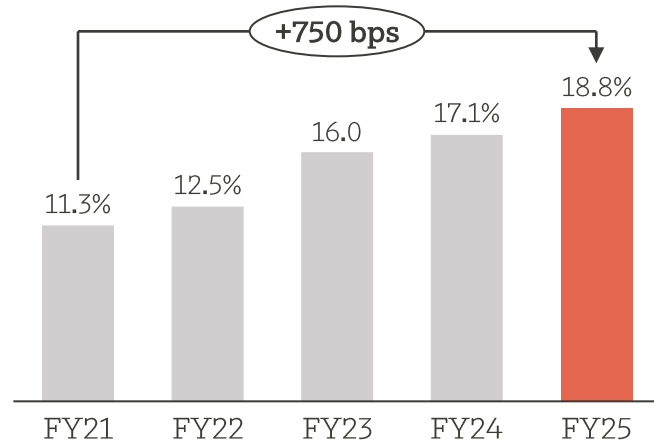
EBIDTA* (Rs. in Mn)



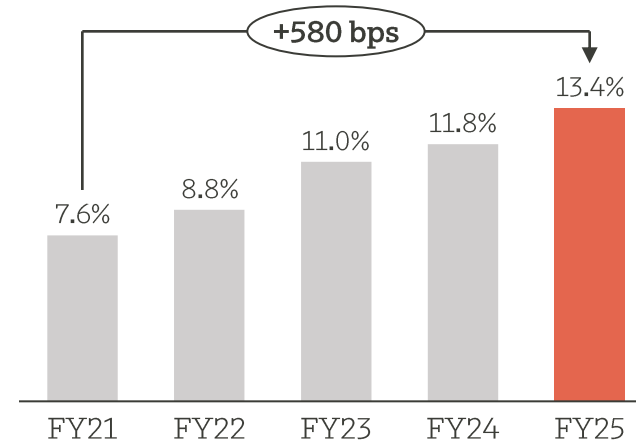
PAT (Rs. in Mn)



EBIDTA Margins* (%)



PAT Margins (%)



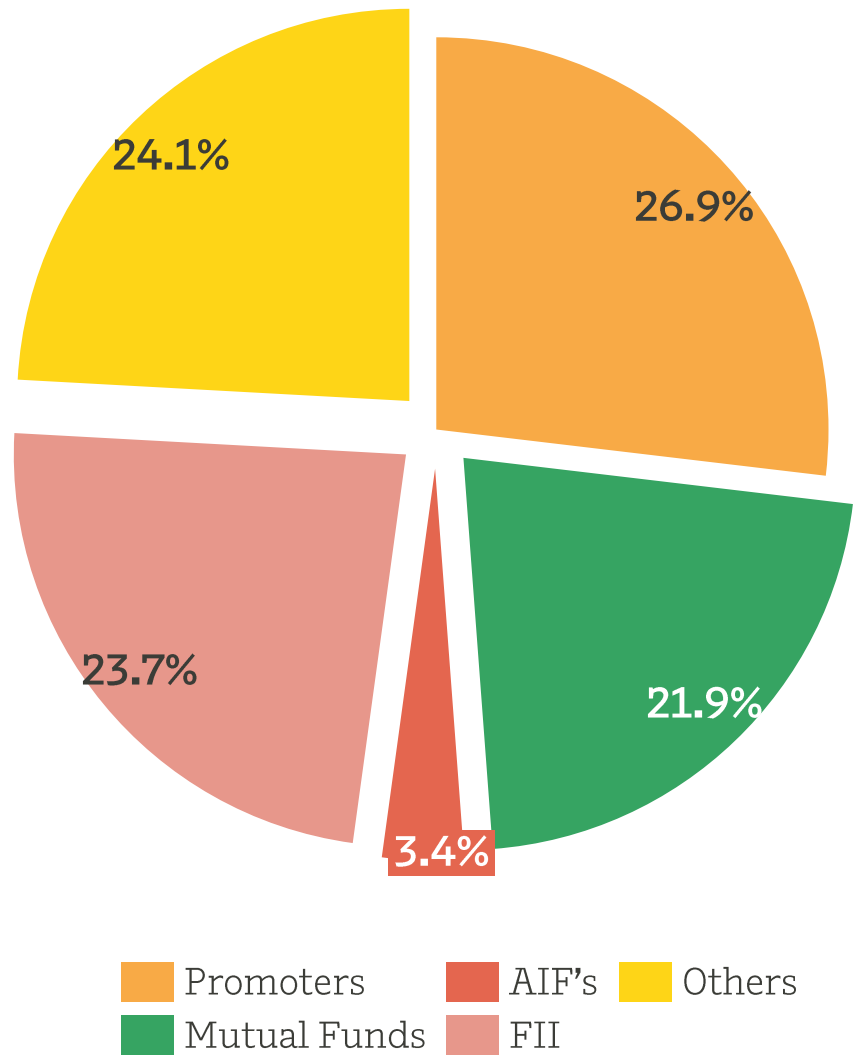
Historical Consolidated Profit and Loss Account



Particulars (Rs. in Mn)	FY25	FY24	FY23	FY22	FY21	CAGR
Revenue from Operations	12,787.62	10,005.20	8,722.97	7,974.25	5,935.84	
Other Operational Income	123.19	46.97	110.13	85.36	12.24	
Total Income	12,910.80	10,052.16	8,833.10	8,059.61	5,948.08	21.4%
Cost of Goods Sold	8,308.45	6,551.87	5,903.67	5,698.83	3,958.92	
Gross Profit	4,602.35	3,500.30	2,929.43	2,360.78	1,989.16	23.3%
Gross Profit Margin (%)	35.6%	34.8%	33.2%	29.3%	33.4%	
Employee Cost	1,237.49	1,077.82	905.63	805.70	794.03	
Other Expenses	934.08	701.58	611.51	550.92	523.41	
EBITDA	2,430.78	1,720.90	1,412.29	1,004.16	671.72	37.9%
EBITDA Margin (%)	18.8%	17.1%	16.0%	12.5%	11.3%	
Depreciation	196.98	210.89	207.05	220.40	214.98	
EBIT	2,233.80	1,510.02	1,205.24	783.77	456.75	
Finance Cost	30.58	3.10	10.64	20.57	44.65	
Exceptional Item Gain / (Loss)	-	-	13.44	75.77	71.75	
Other Income - Interest	113.31	115.09	87.42	81.78	80.99	
Profit before Tax	2,316.53	1,622.01	1,295.46	920.75	564.83	
Tax	570.78	438.53	327.34	214.26	112.79	
Profit After Tax (PAT)	-12.16	-27.02	-22.74	-92.16	-15.39	
PAT Margin (%)	1,733.58	1,156.46	945.38	614.33	436.65	41.2%
Other Comprehensive Income	13.4%	11.5%	10.7%	7.6%	7.3%	
Total Comprehensive Income	1,930.56	1,367.35	1,152.43	834.73	651.63	31.2%

Shareholding Pattern

Shareholding Pattern as on 30th June 2025



Particulars	% Holding
Promoters	26.9%
Mutual Funds & AIF	25.3%
FII's	23.7%
Others	24.1%
Total Holding	100%

Shareholders more than 1% holding (Excl. Promoters)
Nippon Mutual Fund
Aditya Birla Sun Life Mutual Fund
HDFC Mutual Fund
HSBC Mutual Fund
LIC Mutual Fund
Mirae Asset Mutual Fund
UTI Mutual Fund
White Oak Mutual Fund
Oxbow Master Fund (FII)
Goldman Sachs Asset Management (FII)
Abu Dhabi Investment Authority, ADIA (FII)

Business Outlook

Business Outlook

The initial top line guidance for FY 26 is 15 Billion INR. The order inflow rate strongly suggests that upward revision in guidance is highly likely.

The order inflow from exports continue to be the driver for growth. The company has a diversified product range serving global markets for steam turbines, gas turbines, gas engine, geo-thermal, motor, and other special applications and wide range of global OEM's approx. 45 spread over all business segments.

The key driver for growth is EXPORT – i.e. the energy transition towards more renewables and gas driven power plants, oil and gas , grid stabilisation units, hydro, large data centre, Ukraine, waste heat recovery plants, and railway order from Germany and US.

In the business plan for FY 26 – marginal growth has been factored for the domestic market, – However there are a number of large tenders in the market for hydro refurbishment and if the company is successful, the domestic order booking numbers will increase significantly since these are large orders.

With the third plant coming on stream in FY'26, the company is in a position to fulfil any increase in orders from any of the sectors that it is present in.



Contact us !



TD Power Systems Limited

CIN: L31103KA1999PLC025071

Ms. M N Varalakshmi – Chief Financial Officer

www.tdps.co.in

Strategic Growth Advisors Private Limited

CIN: U74140MH2010PTC204285

Mr. Sagar Shroff / Mr. Tanay Shah

sagar.shroff@sgapl.net / tanay.shah@sgapl.net

+91 98205 19303 / +91 98333 91899

www.sgapl.net