

No. IFCI/CS/2023- 567	No. IFCI/CS/2023- 568
1. BSE Limited Department of Corporate Service Phiroze JeeJeebhoy Tower Dalal Street, Fort Mumbai – 400 001 CODE:500106	2. National Stock Exchange of India Limited Exchange Plaza Plot No. C/1, G Block, Bandra Kurla Complex, Bandra (East) Mumbai – 400 051 CODE:IFCI

Dear Sir/Madam,

Re: Submission of Annual Report of the Company for the FY 2022-23

This is to inform that the 30th Annual General Meeting (AGM) of the Company is scheduled to be held on **Wednesday, December 20, 2023 at 11:30 A.M.** at Auditorium, First Floor, IFCI Tower, 61 Nehru Place, New Delhi – 110019 through Video Conferencing (VC) / Other Audio Visual Means (OAVM), in compliance with the applicable MCA Circulars issued in this regard.

The PDF version of the Annual Report of the Company for FY 2022-23 inter-alia including Notice calling 30th AGM and other related matters as required is enclosed herewith as **Annexure**. The Annual Report is also available on the website of the Company at www.ifcilt.com. The relevant details in connection with the 30th AGM are as under:

S.No.	Particulars	Details
1.	Cut-off date for the purpose of determining the voting rights of shareholders of the Company, through Remote E-voting and E-Voting at the AGM	Wednesday, December 13, 2023
2.	Period of Book Closure	Thursday, December 14, 2023 to Wednesday, December 20, 2023 (Both days inclusive)
3.	Remote E-Voting period	The e-voting period will commence on Sunday, December 17, 2023 at 09:00 A.M. (IST) and will end on Tuesday, December 19, 2023 at 05:00 P.M. (IST). The e-voting will be disabled thereafter.

This is for your information and record.

For **IFCI Limited**

 **(Priyanka Sharma)**
Company Secretary

Encl.: As above

आई एफ सी आई लिमिटेड
पंजीकृत कार्यालय:
आईएफसीआई टावर, 61 नेहरु प्लेस, नई दिल्ली – 110 019
दूरभाष: +91-11-4173 2000, 4179 2800
फैक्स: +91-11-2623 0201, 2648 8471
वेबसाइट: www.ifcilt.com
सीआईएन: L74899DL1993GOI053677

1948 से राष्ट्र के विकास में

IFCI Limited

Regd. Office:

IFCI Tower, 61 Nehru Place, New Delhi - 110 019
Phone: +91-4173 2000, 4179 2800
Fax: +91-11-2623 0201, 2648 8471
Website: www.ifcilt.com
CIN: L74899DL1993GOI053677

In Development of the Nation since 1948





LIMITED

आई एफ सी आई लिमिटेड
(A Government of India Undertaking)
(भारत सरकार का उपक्रम)

ANNUAL REPORT 2022-23

THIRTIETH ANNUAL GENERAL MEETING

DATE : December 20, 2023

DAY : Wednesday

TIME : 11:30 A.M.

PLACE : Auditorium, First Floor, IFCI Tower
61 Nehru Place, New Delhi - 110 019

Through
Video Conferencing (VC)/
Other Audio Visual Means (OAVM)

CONTENTS

Board of Directors & Principal Officers	02
Financial Highlights	03
Annual Performance Trends	04
Notice	05
Board's Report	13
CAG Comments (Standalone and Consolidated) and Management Comments	37
Report on Corporate Governance	54
Business Responsibility & Sustainability Report	66
Welfare of SCs/STs/OBCs/EWSs/PWDs	84
Form AOC-1	85
Independent Auditors' Report	87
Balance Sheet	97
Statement of Profit and Loss	98
Cash Flow Statement	99
Accounting Policies & Notes to the Financial Statements	101
Independent Auditors' Report (Consolidated)	164
Consolidated Balance Sheet	173
Consolidated Statement of Profit and Loss	174
Consolidated Cash Flow Statement	175
Accounting Policies & Notes to the Consolidated Financial Statements	177

(As on 08.11.2023)

BOARD OF DIRECTORS

Shri Manoj Mittal
Shri Mukesh Kumar Bansal
Shri Kartikeya Misra
Prof N Balakrishnan
Prof Arvind Sahay
Shri Surendra Behera
Shri Arvind Kumar Jain
Shri Umesh Kumar Garg

Managing Director & CEO

(As on 20.11.2023)

CHIEF VIGILANCE OFFICER

Shri B V S Atchuta Rao

PRINCIPAL OFFICERS

EXECUTIVE DIRECTORS

Shri Prasoon

Shri Sachikanta Mishra

CHIEF GENERAL MANAGERS

Shri Suneet Shukla
(Chief Financial Officer)

Ms. Pooja S Mahajan
(Secretary to the Board)

Shri Atul Saxena

GENERAL MANAGERS

Shri Shivendra Tomar

Shri Bikash Kanti Roy

Ms. Rita Jan

Shri Rajeev Ahluwalia
(Chief Risk Officer)

Shri Deepak Mishra

Shri Samik Dasgupta

Shri V Anish Babu

Shri Rajesh Kumar Gupta

Shri Alok Sabharwal

Ms. C Santhi

Shri Shakti Kumar

Shri V K Deshraj

Shri Manoj Kumar Parida

Shri Debashish Gupta

Shri V Sreekumaran Nair

Shri B B Sahu

Shri P G Jayashanker

Shri Himanshu Sharma

Shri Harsh Gupta

Shri Alan Savio Pacheco

Ms. Chhavi Singhal

Shri Jagdish Garwal

COMPANY SECRETARY

Priyanka Sharma

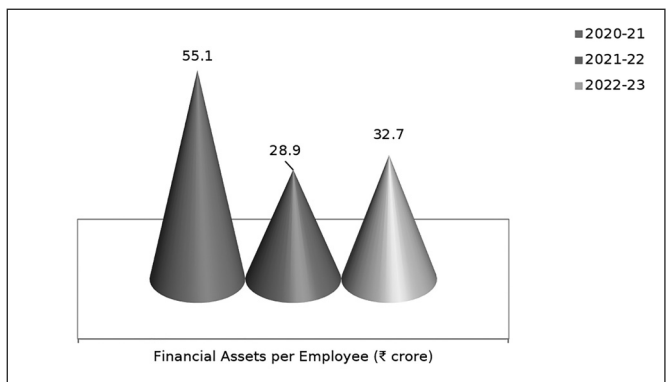
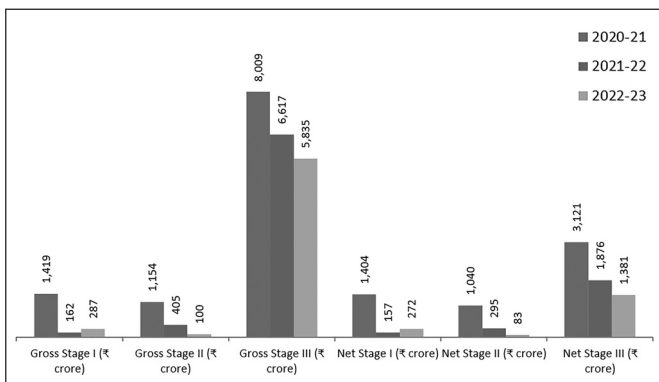
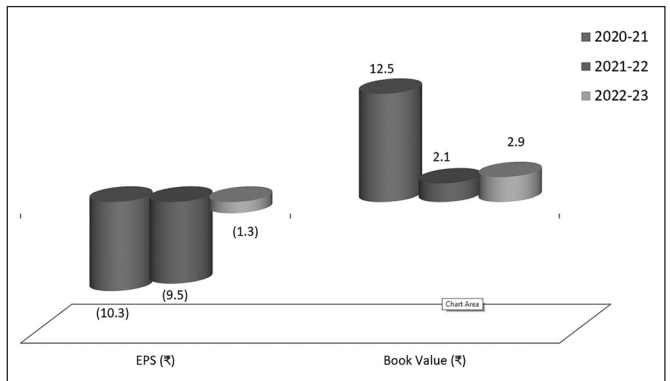
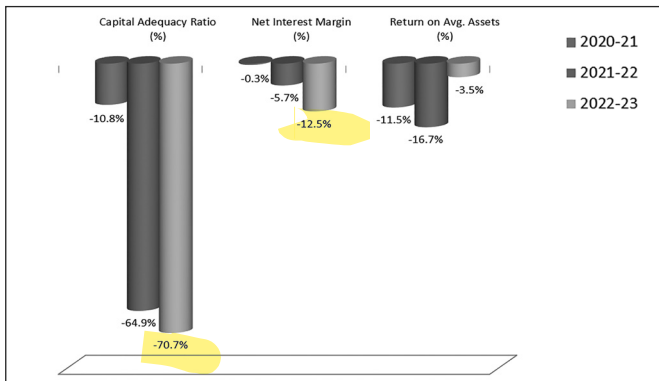
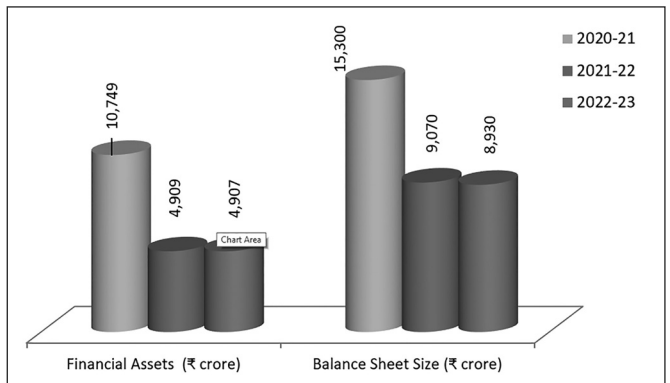
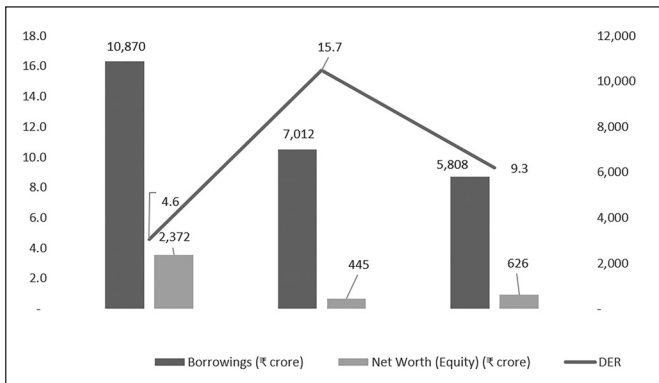
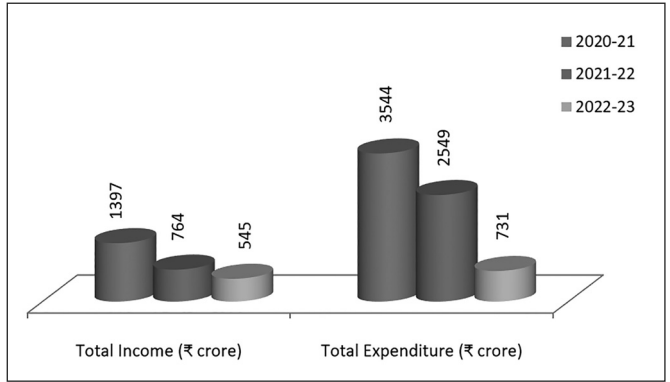
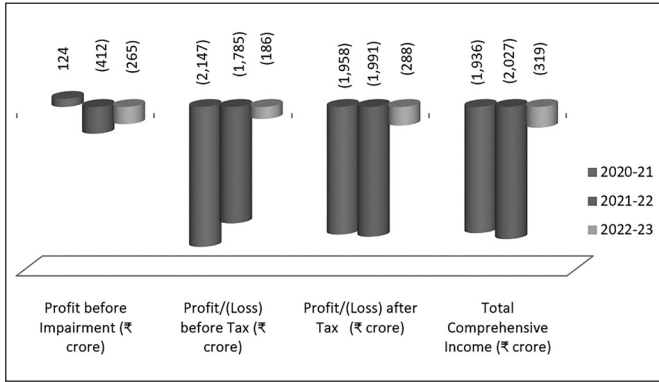
STATUTORY AUDITORS

M. K. AGGARWAL & CO.
Chartered Accountants

FINANCIAL HIGHLIGHTS

	As at <u>March 31, 2023</u>	As at <u>March 31, 2022</u>	As at <u>March 31, 2021</u>
	(₹ crore)		
LIABILITIES AND EQUITY			
Financial Liabilities	8220.32	8,545.44	12,845.49
Non-financial liabilities	83.68	79.31	82.60
Share Capital	2195.93	2,102.99	1,895.99
Other equity	-1569.83	-1,657.54	476.11
	<u>8,930.10</u>	<u>9,070.20</u>	<u>15,300.19</u>
ASSETS			
Non-financial Assets	4022.61	4,160.70	4,551.41
Financial assets	4907.45	4,909.46	10,748.74
Assets classified as held for sale	0.04	0.04	0.04
	<u>8,930.10</u>	<u>9,070.20</u>	<u>15,300.19</u>
	<u>2022-2023</u>	<u>2021-2022</u>	<u>2020-2021</u>
EARNINGS			
Total Income (crore)	545.26	763.61	1,396.92
Profit before Impairment	(264.86)	(411.78)	124.40
Profit/(Loss) before Tax (crore)	(185.57)	(1,785.10)	(2,147.23)
Profit/(Loss) after tax (crore)	(287.58)	(1,991.33)	(1,957.81)
Total comprehensive income	(319.35)	(2,026.66)	(1,935.68)
RATIOS			
Capital to Risk Assets Ratio	-70.66%	-64.85%	-10.81%
Debt-Equity Ratio	9.28	15.74	4.58

ANNUAL PERFORMANCE TRENDS



NOTICE

NOTICE is hereby given that the Thirtieth (30th) Annual General Meeting of the Members of **IFCI Limited** will be held on Wednesday, December 20, 2023 at 11:30 A.M. (IST) at Auditorium, First Floor, IFCI Tower, 61 Nehru Place, New Delhi-110019, through Video Conferencing (VC) / Other Audio Visual Means (OAVM) to transact the following business:

Ordinary Business

1. To consider and adopt the Audited Financial Statements and Consolidated Financial Statements of the Company for the Financial Year ended March 31, 2023, and the reports of the Auditors' and Boards' thereon.
2. To appoint a Director in place of Prof. Narayanaswamy Balakrishnan (DIN: 00181842), who retires by rotation at this Annual General Meeting and being eligible, offers himself for re-appointment.
3. To fix remuneration of the Statutory Auditor(s) of the Company in terms of the provisions of Section 139(5) and 142 of the Companies Act, 2013 and to pass the following resolution, with or without modification(s), as an Ordinary Resolution:
 "RESOLVED that pursuant to the provisions of Section(s) 139(5) and 142 and all other applicable provisions, if any, of the Companies Act, 2013 and Companies (Audit and Auditors) Rules 2014 (including any statutory modification(s) or re-enactment(s) thereof for the time being in force), the Board of Directors of the Company, be and is hereby authorized to decide and fix the remuneration of the Statutory Auditor(s) of the Company appointed by Comptroller and Auditor General of India (C&AG) for the Financial Year 2023-24, as may be deemed fit."

Special Business

4. To consider and, if thought fit, to pass, the following resolution(s) as **Special Resolution(s)**:-
 "RESOLVED that in accordance with the provisions of Section(s) 42, 71 and other applicable provisions, if any, of the Companies Act, 2013 and Rules made thereunder (including any statutory modification(s) or re-enactment(s) thereof, for the time being in force) and any other applicable laws including the SEBI (Issue and Listing of Non-Convertible Securities) Regulations, 2021, SEBI (Listing Obligations and Disclosure Requirements) Regulations, 2015, the Securities Contract (Regulations) Act, 1956 and other applicable SEBI regulations and guidelines, the circulars / directions / guidelines issued by Reserve Bank of India, and any other Rules / Regulations as amended from time to time, the provisions of the Memorandum and Articles of Association of the Company and subject to the receipt of requisite approvals as may be applicable / required, including the approval of any existing lender(s) / trustees of Debenture Holders, if so required under the terms of agreement / deed and subject to such conditions and modifications as may be prescribed or imposed by any of them while granting such approvals, permissions and sanctions which may be agreed to by the Board of Directors of the Company (the "Board") or any duly constituted Committee of the Board or such other authority as may be approved by the Board, consent of the Members be and is hereby accorded to raise funds through private placement of unsecured/secured, listed/unlisted, perpetual/redeemable, non-convertible, cumulative/non-cumulative, taxable/tax free, senior/subordinate bonds/Infrastructure bonds/ Zero Coupon Bonds / Inflation Indexed Bonds/ debentures/ notes/ debt securities in India and / or outside India (through External Commercial Borrowing, Foreign Portfolio Investment, other debt securities etc.) upto an amount of ₹ 1,000 crore during a period of one year from the date of passing of this resolution in one or more tranches/ series/ combinations

(including the exercise of Green Shoe option) under one or more letter(s) of offer/disclosure documents as may be issued by the Company in one or more series, to such persons as identified by the Board of Directors of the Company (or any duly constituted Committee of the Board or such other authority or such person as may be approved by the Board) who may or may not be the existing bond/debenture holder(s) of the Company, as the Board (or any duly constituted Committee of the Board or such other authority or person as may be approved by the Board) may at its sole discretion decide, including eligible investors (whether residents and/or non-residents and/or institutions/incorporated bodies and/or individuals and/or trustees and/or banks or otherwise, in domestic and/or one or more international markets) including Non-Resident Indians, Foreign Institutional Investors (FIIs), Venture Capital Funds, Foreign Venture Capital Investors, State Industrial Development Corporations, Insurance Companies, Provident Funds, Superannuation & Pension Funds, Schedule Commercial Banks, Financial Institutions, Primary/State/District/Central Co-operative Banks, Regional Rural Banks, Mutual Funds, Bodies Corporate, Companies, private or public, trust or any other entities, authorities, and to such other persons or investors category eligible to invest subject to current applicable rules, act, laws etc. in one or more combinations thereof through Private Placement in one or more tranches and including the exercise of a green-shoe option (within the overall limit of ₹ 1,000 crore, as stated above), if any, at such terms as may be determined under the guidelines as may be applicable and on such terms and conditions as may be finalized by the Board or any duly constituted Committee of the Board or such other authority as may be approved by the Board."

"RESOLVED FURTHER that for the purpose of giving effect to any Private Placement of unsecured/secured non-convertible bonds/ debentures in India or outside India, the Board of Directors of the Company (the "Board") or any duly constituted Committee of the Board or such other authority or such person as may be approved by the Board, be and is hereby authorized to determine/ approve/ vary or modify the terms of the Issue, including the class of investors to whom the bonds/debentures are to be allotted, the number of bonds/debentures to be allotted in each tranche, issue price, tenor, interest rate, premium/discount to the then prevailing market price, amount of issue, discount to issue price to a class of bond/ debenture holders, listing, issuing any declaration / undertaking etc. required to be included in the Private Placement Offer Letter and to do and execute all such acts, deeds and things as they may, in their absolute discretion deem necessary, desirable or expedient for any offer, issue, allotment of the aforesaid unsecured/secured non-convertible bonds/ debentures, including but not limited to listing with the Stock Exchanges and to resolve and to settle all questions and difficulties that may arise in the proposed offer, issue and allotment of the aforesaid non-convertible Debentures/ Bonds and to do all such deeds and things in connection therewith and incidental thereto as the Board in its absolute discretion may deem fit without being required to seek any further consent or approval of the Members of the company or otherwise to the end and intent that they shall be deemed to have given their approval thereto expressly by the authority of this resolution."

"RESOLVED FURTHER that the Board, be and is hereby authorised to delegate all or any of the powers herein conferred, to a Committee of the Board or any such persons as it may deem fit in its absolute discretion, with the power to take such steps and to do all such acts, deeds, matters and things as they may deem fit and proper for the purpose of the issue, allotment and

settle any questions or difficulties that may arise in regard to the Issue.”

5. Appointment of Shri Umesh Kumar Garg (DIN: 00599426) as Independent Director.

To consider and, if thought fit, to pass the following resolution as **Special Resolution**:

“RESOLVED that pursuant to Sections 149, 150, 152, read with Schedule IV and other applicable provisions of the Companies Act, 2013 (“Act”) and Rules made thereunder, Regulation 17 (1C), 25 and other applicable provisions of the Securities and Exchange Board of India (Listing Obligations and Disclosure Requirements) Regulations, 2015 and/or any other applicable laws (including any statutory amendment(s), modification(s) or re-enactment(s) thereof, for the time being in force), the Articles of Association of the Company, Shri Umesh Kumar Garg (DIN: 00599426), who was appointed as Independent Director on the Board, by the Department of Financial Services, Ministry of Finance, Government of India vide order dated May 10, 2023 for a period of three years w.e.f. the date of notification of his appointment or until further orders and subsequently appointed as an Additional & Independent Director by the Board of Directors on May 25, 2023, w.e.f. May 10, 2023 and in respect of whom, the Company has received a notice in writing proposing his candidature for Directorship under Section 160 of the Companies Act, 2013, be and is hereby appointed as Independent Director of the Company, for a period of three years from the date of order of his appointment or until further orders, whichever is earlier and whose term shall not be subject to retirement by rotation.”

Registered Office:

IFCI Tower

61 Nehru Place

New Delhi-110019

CIN: L74899DL1993GOI053677

Tel: 011-41732000

Website: www.ifcilttd.com

Email: complianceofficer@ifcilttd.com

Date: November 08, 2023

By order of the Board of Directors

(Priyanka Sharma)

Company Secretary

NOTES:

1. Pursuant to the Circular No. 20/2020 dated 5 May 2020 read with Circular No. 14/2020 dated 8 April 2020, Circular No. 17/2020 dated 13 April 2020, Circular No. 09/2023 dated 25.09.2023 and other relevant Circulars, issued by the Ministry of Corporate Affairs from time to time and other applicable circulars issued by the Securities and Exchange Board of India (SEBI), the 30th AGM of the Company shall be conducted through VC/OAVM.
2. Pursuant to the provisions of Section 108 of the Companies Act, 2013 read with Rule 20 of the Companies (Management and Administration) Rules, 2014 (as amended), Regulation 44 of SEBI (Listing Obligations & Disclosure Requirements) Regulations 2015 (“SEBI Listing Regulations”) (as amended) and MCA Circulars dated April 08, 2020, April 13, 2020 and May 05, 2020 the Company is providing facility of remote e-voting to its Members in respect of the business to be transacted at the AGM. For this purpose, the Company has entered into an agreement with Central Depository Services (India) Limited (CDSL) for facilitating voting through electronic means, as the authorized e-Voting’s agency. The facility of casting votes by a member using remote e-voting as well as the e-voting system on the date of the AGM (“Venue Voting”) will be provided by CDSL.
3. Since this AGM is being held pursuant to the above said Circulars issued by MCA and SEBI through VC / OAVM, physical attendance of Members has been dispensed with. Accordingly,

the facility for appointment of proxies by the Members will not be available for the AGM and hence the Proxy Form is not annexed to this Notice. Attendance Slip and Route Map are also not annexed to this Notice for the same reason. However, pursuant to the Section(s) 112 and 113 of the Companies Act, 2013, representatives of the members such as the President of India or the Governor of a State or body corporate can attend the AGM through VC/OAVM and cast their votes through e-voting.

4. In compliance with the MCA Circulars and SEBI Circular, the Notice calling the AGM will be uploaded on the website of the Company at www.ifcilttd.com and the websites of the Stock Exchanges i.e. BSE Limited and National Stock Exchange of India Limited at www.bseindia.com and www.nseindia.com respectively. The AGM Notice will also disseminated on the website of CDSL (agency for providing the Remote e-Voting facility and e-voting system during the AGM) i.e. www.evotingindia.com.
5. This meeting is being convened through electronic means, in accordance with the circulars, issued by the Ministry of Corporate Affairs from time to time. Hence, Members are requested to attend and participate in the ensuing AGM through VC/OAVM. Accordingly, the Proxy Form, Attendance Slip and Route Map are not annexed with the Notice.
6. The ‘Deemed Venue’ for 30th AGM shall be ‘Auditorium, First Floor, IFCI Tower, 61 Nehru Place, New Delhi – 110019’.
7. As per the MCA Circular No. 20/2020 dated May 05, 2020, no physical copy of the Notice calling AGM or the Annual Report for the FY 2022-23 will be sent in physical form. The Annual Reports of the Company inter-alia including the Notice calling 30th AGM has been sent in electronic mode to those Members who have registered their e-mail ID either with the Company or the R&STA or their respective Depository Participants.
8. Those Shareholders whose email IDs are not registered, are requested to register their email ID with Registrar & Share Transfer Agent (R&STA) at admin@mcsregistrars.com; helpdeskdelhi@mcsregistrars.com, by providing details viz. Name as registered with the R&STA, address, email ID, PAN, DP ID/Client ID or Folio Number and Number of shares held by them.
9. The Members can join the AGM in the VC/OAVM mode 15 minutes before and after the scheduled time of the commencement of the Meeting by following the procedure mentioned in the Notice. The facility of participation at the AGM through VC/OAVM will be made available for 1000 members on first come first served basis.
This will however not include large Shareholders (Shareholders holding 2% or more shareholding), Promoters, Institutional Investors, Directors, Key Managerial Personnel, the Chairpersons of the Audit Committee, Nomination and Remuneration Committee and Stakeholder’s Relationship Committee, Auditors, who are allowed to attend the AGM without restriction on account of first come first served basis.
10. The Institutional shareholders are requested and encouraged to attend and vote at the 30th AGM of the Company.
11. The attendance of the Members attending the AGM through VC/OAVM will be counted for the purpose of reckoning the quorum under Section 103 of the Companies Act, 2013.
12. The Members will be allowed to pose questions during the course of the Meeting. The queries can also be given in advance at complianceofficer@ifcilttd.com.
13. The Explanatory Statement pursuant to the provisions of Section 102 of the Companies Act, 2013, setting out material facts in respect of the Item No. 4 and Item No. 5 are annexed hereto.

14. All documents referred to in the accompanying Notice and the explanatory statement as well as other documents as required under the provisions of the Companies Act, 2013 are open for inspection through electronic mode on all working days, except Saturdays, Sundays and holidays, between 11:00 am to 01:00 pm upto the date of this AGM. The register required to be maintained under section 170 of the Companies Act, 2013 will be available for inspection at the AGM through electronic mode.
15. Register of Members and Share Transfer Books for equity shares will remain closed from Thursday, December 14, 2023 to Wednesday, December 20, 2023 (both days inclusive).
16. Brief details of the Directors, who are being appointed and re-appointed, is annexed hereto as per requirements of regulation 36(3) of SEBI Listing Regulations and as per provisions of the Act.
17. As per the SEBI requirements, Members holding shares in demat form are requested to submit the PAN to their depository participants with whom they are maintaining their demat accounts. Members holding shares in physical form can submit their PAN details to the Company or to R&STA.
18. In case of joint holders attending the Meeting, only such joint holder whose name is registered as first holder will be entitled to vote through e-voting or e-voting at AGM.
19. In accordance with the proviso to Regulation 40(1) of the SEBI (Listing Obligations and Disclosure Requirements) Regulations, 2015, w.e.f. April 01, 2019, transfer of Securities of the company shall not be processed unless the securities are held in the dematerialised form with a depository. Accordingly, Shareholders holding equity shares in physical form are requested to have their shares dematerialised.

THE INTRUCTIONS TO SHAREHOLDERS FOR E-VOTING AND JOINING THROUGH ELECTRONIC MEANS ARE AS UNDER:

Step 1: Access through Depositories CDSL/NSDL e-Voting system in case of individual shareholders holding shares in demat mode.

Step 2: Access through CDSL e-Voting system in case of shareholders holding shares in physical mode and non-individual shareholders in demat mode.

- The voting period begins on Sunday, December 17, 2023 at 9:00 A.M.(IST) and ends on Tuesday, December 19, 2023 at 5:00 P.M.(IST). During this period shareholders' of the Company, holding shares either in physical form or in dematerialized form, as on the cut-off date (record date) of Wednesday, December 13, 2023 may cast their vote electronically. The e-voting module shall be disabled by CDSL for voting thereafter.
- Shareholders who have already voted prior to the meeting date would not be entitled to vote at the meeting venue.
- Pursuant to SEBI Circular No. SEBI/HO/CFD/CMD/CIR/P/2020/242 dated 09.12.2020, under Regulation 44 of Securities and Exchange Board of India (Listing Obligations and Disclosure Requirements) Regulations, 2015, listed entities are required to provide remote e-voting facility to its shareholders, in respect of all shareholders' resolutions. However, it has been observed that the participation by the public non-institutional shareholders/ retail shareholders is at a negligible level.

Currently, there are multiple e-voting service providers (ESPs) providing e-voting facility to listed entities in India. This necessitates registration on various ESPs and maintenance of multiple user IDs and passwords by the shareholders.

In order to increase the efficiency of the voting process, pursuant to a public consultation, it has been decided to enable e-voting to all the demat account holders, by way of a single login credential, through their demat accounts/ websites of Depositories/ Depository Participants. Demat account holders

would be able to cast their vote without having to register again with the ESPs, thereby, not only facilitating seamless authentication but also enhancing ease and convenience of participating in e-voting process.

Step 1: Access through Depositories CDSL/NSDL e-Voting system in case of individual shareholders holding shares in demat mode.

- (i) In terms of SEBI circular no. SEBI/HO/CFD/CMD/CIR/P/2020/242 dated December 9, 2020 on e-Voting facility provided by Listed Companies, Individual shareholders holding securities in demat mode are allowed to vote through their demat account maintained with Depositories and Depository Participants. Shareholders are advised to update their mobile number and email Id in their demat accounts in order to access e-Voting facility.
- (ii) Pursuant to abovesaid SEBI Circular, Login method for e-Voting and joining through electronic means meetings for Individual shareholders holding securities in Demat mode CDSL/NSDL is given below:

Type of shareholders	Login Method
Individual Shareholders holding securities in Demat mode with CDSL Depository	<ol style="list-style-type: none"> 1) Users who have opted for CDSL Easi / Easiest facility, can login through their existing user id and password. Option will be made available to reach e-Voting page without any further authentication. The users to login to Easi / Easiest are requested to visit cdsl website www.cdslindia.com and click on login icon & New System Myeasi Tab. 2) After successful login the Easi / Easiest user will be able to see the e-Voting option for eligible companies where the evoting is in progress as per the information provided by company. On clicking the evoting option, the user will be able to see e-Voting page of the e-Voting service provider for casting your vote during the remote e-Voting period or joining virtual meeting & voting during the meeting. Additionally, there is also links provided to access the system of all e-Voting Service Providers, so that the user can visit the e-Voting service providers' website directly. 3) If the user is not registered for Easi/ Easiest, option to register is available at cdsl website www.cdslindia.com and click on login & New System Myeasi Tab and then click on registration option. 4) Alternatively, the user can directly access e-Voting page by providing Demat Account Number and PAN No. from a e-Voting link available on www.cdslindia.com home page. The system will authenticate the user by sending OTP on registered Mobile & Email as recorded in the Demat Account. After successful authentication, user will be able to see the e-Voting option where the evoting is in progress and also able to directly access the system of all e-Voting Service Providers.

<p>Individual Shareholders holding securities in demat mode with NSDL Depository</p>	<p>1) If you are already registered for NSDL IDeAS facility, please visit the e-Services website of NSDL. Open web browser by typing the following URL: https://eservices.nSDL.com either on a Personal Computer or on a mobile. Once the home page of e-Services is launched, click on the “Beneficial Owner” icon under “Login” which is available under ‘IDeAS’ section. A new screen will open. You will have to enter your User ID and Password. After successful authentication, you will be able to see e-Voting services. Click on “Access to e-Voting” under e-Voting services and you will be able to see e-Voting page. Click on company name or e-Voting service provider name and you will be re-directed to e-Voting service provider website for casting your vote during the remote e-Voting period or joining virtual meeting & voting during the meeting.</p> <p>2) If the user is not registered for IDeAS e-Services, option to register is available at https://eservices.nSDL.com. Select “Register Online for IDeAS” Portal or click at https://eservices.nSDL.com/SecureWeb/IdeasDirectReg.jsp.</p> <p>3) Visit the e-Voting website of NSDL. Open web browser by typing the following URL: https://www.evoting.nSDL.com/ either on a Personal Computer or on a mobile. Once the home page of e-Voting system is launched, click on the icon “Login” which is available under ‘Shareholder/Member’ section. A new screen will open. You will have to enter your User ID (i.e. your sixteen digit demat account number hold with NSDL), Password/OTP and a Verification Code as shown on the screen. After successful authentication, you will be redirected to NSDL Depository site wherein you can see e-Voting page. Click on company name or e-Voting service provider name and you will be redirected to e-Voting service provider website for casting your vote during the remote e-Voting period or joining virtual meeting & voting during the meeting</p>
<p>Individual Shareholders (holding securities in demat mode) login through their Depository Participants (DP)</p>	<p>You can also login using the login credentials of your demat account through your Depository Participant registered with NSDL/CDSL for e-Voting facility. After Successful login, you will be able to see e-Voting option. Once you click on e-Voting option, you will be redirected to NSDL/CDSL Depository site after successful authentication, wherein you can see e-Voting feature. Click on company name or e-Voting service provider name and you will be</p>

	<p>redirected to e-Voting service provider website for casting your vote during the remote e-Voting period or joining virtual meeting & voting during the meeting.</p>
--	--

Important note: Members who are unable to retrieve User ID/ Password are advised to use Forget User ID and Forget Password option available at abovementioned website.

Helpdesk for Individual Shareholders holding securities in Demat mode for any technical issues related to login through Depository i.e. CDSL and NSDL:

Login type	Helpdesk details
Individual Shareholders holding securities in Demat mode with CDSL	Members facing any technical issue in login can contact CDSL helpdesk by sending a request at helpdesk.evoting@cdslindia.com or contact at toll free no. 1800 22 55 33
Individual Shareholders holding securities in Demat mode with NSDL	Members facing any technical issue in login can contact NSDL helpdesk by sending a request at evoting@nSDL.co.in or call at toll free no.: 022-4886 7000 and 022-2499 7000

Step 2: Access through CDSL e-Voting system in case of shareholders holding shares in physical mode and non-individual shareholders in demat mode.

(vi) Login method for e-Voting and joining virtual meetings for **Physical shareholders and shareholders other than individual holding in Demat form.**

- 1) The shareholders should log on to the e-voting website www.evotingindia.com.
- 2) Click on “Shareholders” module.
- 3) Now enter your User ID
 - a. For CDSL: 16 digits beneficiary ID,
 - b. For NSDL: 8 Character DP ID followed by 8 Digits Client ID,
 - c. Shareholders holding shares in Physical Form should enter Folio Number registered with the Company.
- 4) Next enter the Image Verification as displayed and Click on Login.
- 5) If you are holding shares in demat form and had logged on to www.evotingindia.com and voted on an earlier e-voting of any company, then your existing password is to be used.
- 6) If you are a first-time user follow the steps given below:

	For Physical shareholders and other than individual shareholders holding shares in Demat.
PAN	<p>Enter your 10 digit alpha-numeric *PAN issued by Income Tax Department (Applicable for both demat shareholders as well as physical shareholders)</p> <ul style="list-style-type: none"> • Shareholders who have not updated their PAN with the Company/Depository Participant are requested to use the sequence number sent by Company/RTA or contact Company/RTA.
Dividend Bank Details OR Date of Birth (DOB)	<p>Enter the Dividend Bank Details or Date of Birth (in dd/mm/yyyy format) as recorded in your demat account or in the company records in order to login.</p> <ul style="list-style-type: none"> • If both the details are not recorded with the depository or company, please enter the member id / folio number in the Dividend Bank details field.

- (vii) After entering these details appropriately, click on “SUBMIT” tab
- (viii) Shareholders holding shares in physical form will then directly reach the Company selection screen. However, shareholders holding shares in demat form will now reach ‘Password Creation’ menu wherein they are required to mandatorily enter their login password in the new password field. Kindly note that this password is to be also used by the demat holders for voting for resolutions of any other company on which they are eligible to vote, provided that company opts for e-voting through CDSL platform. It is strongly recommended not to share your password with any other person and take utmost care to keep your password confidential.
- (ix) For shareholders holding shares in physical form, the details can be used only for e-voting on the resolutions contained in this Notice.
- (x) Click on the EVSN for the IFCI.
- (xi) On the voting page, you will see “RESOLUTION DESCRIPTION” and against the same the option “YES/NO” for voting. Select the option YES or NO as desired. The option YES implies that you assent to the Resolution and option NO implies that you dissent to the Resolution.
- (xii) Click on the “RESOLUTIONS FILE LINK” if you wish to view the entire Resolution details.
- (xiii) After selecting the resolution, you have decided to vote on, click on “SUBMIT”. A confirmation box will be displayed. If you wish to confirm your vote, click on “OK”, else to change your vote, click on “CANCEL” and accordingly modify your vote.
- (xiv) Once you “CONFIRM” your vote on the resolution, you will not be allowed to modify your vote.
- (xv) You can also take a print of the votes cast by clicking on “Click here to print” option on the Voting page.
- (xvi) If a demat account holder has forgotten the login password then Enter the User ID and the image verification code and click on Forgot Password & enter the details as prompted by the system.
- (xvii) There is also an optional provision to upload BR/POA if any uploaded, which will be made available to scrutinizer for verification.
- (xviii) **Additional Facility for Non – Individual Shareholders and Custodians –For Remote Voting only.**
- Non-Individual shareholders (i.e. other than Individuals, HUF, NRI etc.) and Custodians are required to log on to www.evotingindia.com and register themselves in the “Corporates” module.
 - A scanned copy of the Registration Form bearing the stamp and sign of the entity should be emailed to helpdesk.evoting@cdslindia.com.
 - After receiving the login details a Compliance User should be created using the admin login and password. The Compliance User would be able to link the account(s) for which they wish to vote on.
 - The list of accounts linked in the login will be mapped automatically & can be delink in case of any wrong mapping.
 - It is Mandatory that, a scanned copy of the Board Resolution and Power of Attorney (POA) which they have issued in favour of the Custodian, if any, should be uploaded in PDF format in the system for the scrutinizer to verify the same.
 - Alternatively Non Individual shareholders are required mandatory to send the relevant Board Resolution/ Authority

letter etc. together with attested specimen signature of the duly authorized signatory who are authorized to vote, to the Scrutinizer and to the Company at the email address viz; complianceofficer@ifcilt.com, if they have voted from individual tab & not uploaded same in the CDSL e-voting system for the scrutinizer to verify the same.

INSTRUCTIONS FOR SHAREHOLDERS ATTENDING THE AGM THROUGH VC/OAVM & E-VOTING DURING MEETING ARE AS UNDER:

1. The procedure for attending meeting & e-Voting on the day of the AGM is same as the instructions mentioned above for e-voting.
2. The link for VC/OAVM to attend meeting will be available where the EVSN of Company will be displayed after successful login as per the instructions mentioned above for e-voting.
3. Shareholders who have voted through Remote e-Voting will be eligible to attend the meeting. However, they will not be eligible to vote at the AGM.
4. Shareholders are encouraged to join the Meeting through Laptops / IPads for better experience.
5. Further shareholders will be required to allow Camera and use Internet with a good speed to avoid any disturbance during the meeting.
6. Please note that Participants Connecting from Mobile Devices or Tablets or through Laptop connecting via Mobile Hotspot may experience Audio/Video loss due to Fluctuation in their respective network. It is therefore recommended to use Stable Wi-Fi or LAN Connection to mitigate any kind of aforesaid glitches.
7. Shareholders who would like to express their views/ask questions during the meeting may register themselves as a speaker by sending their request in advance atleast **7 days prior to meeting** mentioning their name, demat account number/folio number, email id, mobile number at complianceofficer@ifcilt.com. The shareholders who do not wish to speak during the AGM but have queries may send their queries in advance **7 days prior to meeting** mentioning their name, demat account number/folio number, email id, mobile number at complianceofficer@ifcilt.com. These queries will be replied to by the company suitably by email.
8. Those shareholders who have registered themselves as a speaker will only be allowed to express their views/ask questions during the meeting.
9. Only those shareholders, who are present in the AGM through VC/OAVM facility and have not casted their vote on the Resolutions through remote e-Voting and are otherwise not barred from doing so, shall be eligible to vote through e-Voting system available during the AGM.
10. If any Votes are cast by the shareholders through the e-voting available during the AGM and if the same shareholders have not participated in the meeting through VC/OAVM facility, then the votes cast by such shareholders may be considered invalid as the facility of e-voting during the meeting is available only to the shareholders attending the meeting.

PROCESS FOR THOSE SHAREHOLDERS WHOSE EMAIL/MOBILE NO. ARE NOT REGISTERED WITH THE COMPANY/DEPOSITORIES.

1. For Physical shareholders- please provide necessary details like Folio No., Name of shareholder, scanned copy of the share certificate (front and back), PAN (self-attested scanned copy of PAN card), AADHAR (self-attested scanned copy of Aadhar Card) by email to **Company at complianceofficer@ifcilt.com**
RTA at admin@mcsregistrars.com;
helpdeskdelhi@mcsregistrars.com.
2. For Demat shareholders - Please update your email id & mobile no. with your respective **Depository Participant (DP)**.

3. For Individual Demat shareholders – Please update your email id & mobile no. with your respective Depository Participant (DP) which is mandatory while e-Voting & joining meeting electronically through Depository.

If you have any queries or issues regarding attending AGM & e-Voting from the CDSL e-Voting System, you can write an email to helpdesk.evoting@cdslindia.com or contact at toll free no. 1800 22 55 33

Mr. Rakesh Dalvi
Senior Manager
Central Depository Services (India) Limited
A Wing, 25th Floor
Marathon Futurex, Mafatlal Mill Compounds
N M Joshi Marg, Lower Parel (East)
Mumbai - 400013
E-mail - helpdesk.evoting@cdslindia.com
Toll Free No. – 1800 22 55 33

OTHER INFORMATION:

- 1) Only those shareholders of the Company who are holding shares either in physical form or in dematerialized form, as on the cut-off date (i.e. Wednesday, December 13, 2023), shall be entitled to cast their vote either through remote e-voting or through venue voting through VC/OAVM at the AGM, as the case may be. Any person who is not a Member as on the cut-off date should treat this Notice for information purposes only.
- 2) The remote e-voting period begins on Sunday, December 17, 2023 at 09:00 A.M. (IST) and ends on Tuesday, December 19, 2023 at 05:00 P.M. (IST). The remote e-voting module shall be disabled by CDSL for voting thereafter.
- 3) The Members who have cast their vote by remote-evoting prior to the AGM may also attend and participate in the proceedings of the AGM through VC/OAVM but shall not be entitled to cast their votes again.
- 4) The shareholders can opt for only one mode of voting i.e. remote e-voting or venue voting through VC/OAVM at the AGM. In case of voting by both the modes, vote cast through remote e-voting will be considered final and e-voting through VC/OAVM at AGM will not be considered.
- 5) The Board of Directors has appointed Shri Astik Mani Tripathi (FCS 8670; COP 10384) failing him Ms. Shazan Ali (FCS 8748; COP 9354), from SAS & Associates, Practicing Company Secretaries, New Delhi, as Scrutinizer to scrutinize the remote e-voting and Venue Voting in a fair and transparent manner and to submit report thereon.
- 6) The results declared along with the Scrutinizer's Report shall be placed on the Company's website at www.ifcilttd.com and on the website of CDSL at www.evotingindia.com immediately and on the Notice Board of the Company at its registered office after the result is declared. The Voting Results along with Scrutinizer's Report will also be submitted with the Stock Exchanges i.e. BSE Limited and National Stock Exchange of India Limited.
- 7) IFCI is not including the financial statements of its subsidiaries on standalone basis in its Annual Report. However, in terms of Section 136 of the Companies Act, 2013, the Annual Audited Accounts of these companies for the FY 2022-23 will be available at the website of the Company at www.ifcilttd.com. The Annual Accounts of these Companies are open for inspection at the Registered Office of IFCI and at the Registered Offices of the respective companies upto the date of this AGM on any working day. The Company will also provide copy of separate audited financial statements in respect of each of its subsidiaries to any of the shareholder of the Company who ask for it.
- 8) The Members holding equity shares in physical form are requested to intimate to the R&STA i.e. MCS Share Transfer Agent Ltd., F-65, Okhla Industrial Area, Phase - I, New Delhi - 110 020, regarding change of address, if any, at the earliest, quoting their registered folio number. Change of address in respect of shares held in dematerialized form is required to be intimated to the concerned Depository Participant.
- 9) Members holding shares in more than one folio in identical order of names are requested to write to Registrar & Share Transfer Agent enclosing their share certificates to enable them to consolidate the holdings in one folio to facilitate better service.
- 10) Members are also requested to kindly update their PAN and Bank Account details with the R&STA / Depository Participants, as the case may be, for better investor related services and processing of claims w.r.t. unclaimed dividend amount, if any, lying with the Company. Shareholders are requested to visit IFCI website at www.ifcilttd.com for details
- 11) Members seeking any information with regard to accounts or operations are requested to write to the Company at an early date, preferably at least seven days prior to the date of Meeting, so as to enable the management to keep the information ready.
- 12) As per the MCA Circular 17/2020 dated April 13, 2020 read with MCA Circular 20/2020 dated May 05, 2020 and Circular no. 10/2022 dated 28 December 2022, the Notice of the AGM has been sent through electronic mode to only those Members whose email IDs are registered with the Company/ Depository participant. Further, updation if any, will be provided on the website of the Company at www.ifcilttd.com.
- 13) Pursuant to Section 205A of the Companies Act 1956, the Company has already transferred all unclaimed dividend declared upto the financial year ended March 31, 1994 to the General Revenue Account of the Central Government as required by the Unpaid Dividend (Transfer to the General Revenue Account of the Central Government) Rules, 1978. Consequent upon amendment to Section 205A and introduction of Section 205-C of the Companies Act, 1956, the unclaimed dividend for the financial years 1994-95 to 1998-99 has been transferred to the Investor Education & Protection Fund. The Company had not declared any dividend for the financial years 1999-2000 to 2007-08. The unclaimed dividend for the financial years 2008-09 to 2015-16 has also been transferred to IEPF, pursuant to the provisions of Section 124 of the Act, read with other applicable Law / Rules / Regulation in this regard. The shares in respect of which dividend has not been claimed for seven consecutive years have also been transferred to IEPF in terms of the provisions of the Companies Act, 2013 read with The Investor Education and Protection Fund Authority (Accounting, Audit, Transfer and Refund) Rules, 2016 (as amended). The unclaimed dividend and shares transferred to IEPF may be claimed from IEPF by following the procedure prescribed on www.iepf.gov.in.
- 14) Securities and Exchange Board of India (SEBI) has introduced an Online Dispute Resolution Portal (ODR Portal) Circular No. SEBI/HO/OIAE/OIAE_IAD-1/P/CIR/2023/145, Dated July 31, 2023 for resolving disputes in the Indian Securities Market. This circular streamlines the existing dispute resolution mechanism, offering online conciliation and arbitration to promotes the interest of investors. The ODR Portal resolve disputes between investors/clients and listed companies (including their registrar and share transfer agents) or specified intermediaries entities in the securities market. Additionally, it covers disputes between institutional or corporate clients and specified intermediaries/ regulated entities.

EXPLANATORY STATEMENT PURSUANT TO SECTION 102 OF THE COMPANIES ACT, 2013

Item No. 4

As per Section 42 of the Companies Act, 2013 read with Rule 14 of the Companies (Prospectus and Allotment of Securities) Rules, 2014 and Rule 18 of the Companies (Share capital and Debentures) Rules, 2014 and the other applicable rules made thereunder, a company offering or making an invitation to subscribe to Non-Convertible Debentures ("NCDs") on a private placement basis, is required to obtain the prior approval of the Shareholders by way of a Special Resolution. The relevant provisions of the Companies Act, 2013, also provide that such an approval by way of special resolution can be obtained once a year for all the issues, offers and invitations made for such NCDs during the year. Members of the Company at the 29th Annual General Meeting held on December 22, 2022, approved by way of Special Resolution issuance of securities by private placement for an amount not exceeding ₹ 1,000 crore in the year commencing from December 22, 2022 i.e. the date of approval by shareholders. However, the above approval of the shareholders is valid only upto a period of 1 year, thereby completing on December 21, 2023.

In order to augment long term resources for onward lending, repayment / prepayment of principal of existing borrowings and/ or for general corporate purpose, consent of the Members is required for the raising of funds, thereafter and in line with the aforesaid statutory provisions, it is necessary to pass a Special Resolution at the ensuing AGM for raising of funds through private placement of secured/ unsecured non-convertible bonds/ debentures during a period of one year from the date of passing of this resolution.

The Board of Directors at their meeting held on 8th November, 2023 had subject to the approval of the shareholders, accorded approval for raising of funds by way of private placement of unsecured/secured non-convertible bonds/debentures in India or Outside India to the extent of ₹ 1000 crore, in one or more tranches.

Therefore, the approval of the Members is being sought by way of a Special Resolution under Sections 42 and 71 of the Act read with the applicable Rules made there under, to enable the Company to offer or invite subscriptions for securities, including but not limited to bonds and NCDs upto ₹ 1,000 crore on a private placement basis, in one or more tranches, during the period of one year from the date of passing of the Resolution at Item No. 4, within the overall borrowing limits of the Company, as approved by the Members from time to time.

None of the Directors or Key Managerial Personnel of the Company and their relatives are concerned or interested, financially or otherwise, in the resolution.

Your Directors recommend the Special Resolution for approval of the Members.

Item No. 5

The Government of India, Ministry of Finance, Department of Financial Services, vide their letter No. F.No. 18/7/2022-IF-I dated 10/05/2023, had appointed Shri Umesh Kumar Garg (DIN: 00599426) as an Independent Director of Your Company, for a period of three years from the date of order of his appointment or until further orders.

On Recommendation of Nomination & Remuneration Committee of Directors, the Board at its meeting held on May 25, 2023 had appointed him as Additional and Independent Director for a period of three years from the date of order of his appointment or until further orders, whichever is earlier in accordance with the provisions of Companies Act, 2013, SEBI (Listing Obligations and Disclosure Requirements) Regulations, 2015 and the Articles of Association of the Company.

The Company has received a notice in writing under the provisions of Section 160 of the Companies Act, 2013 proposing the candidature of Shri Umesh Kumar Garg for Directorship of the Company. The Company has also received necessary disclosures and declaration of

independence from Shri Umesh Kumar Garg as per provisions of the Companies Act, 2013 and SEBI LODR.

In view of above, it is proposed to obtain approval of shareholders for appointment of Shri Umesh Kumar Garg as Independent Director on the Board of the Company by passing Special Resolution set out at Item no.5 of this Notice.

Brief Profile of Shri Umesh Kumar Garg is set out in the information about Directors seeking Appointment/Reappointment as mandated under Regulation 36 of the SEBI (Listing Obligations & Disclosure Requirements) Regulations 2015, is annexed with the Notice.

Shri Umesh Kumar Garg is interested in the resolution to the extent of his appointment as Independent Director of the Company. None of the other Directors or Key Managerial Personnel of the Company and their relatives are concerned or interested financially or otherwise, in the resolution.

From the date of the appointment of Shri Umesh Kumar Garg, he has attended 2 (two) Board Meeting.

The Board of Directors considers that in view of the background and experience of Shri Umesh Kumar Garg, it would be in the interest of the Company to appoint him as an Independent Director of the Company.

Accordingly, Your Directors recommends the Special Resolution for approval of the Members.

Registered Office:

IFCI Tower
61 Nehru Place
New Delhi-110019
CIN: L74899DL1993GOI053677
Tel: 011-41732000
Website: www.ifcilt.com
Email: complianceofficer@ifcilt.com

By order of the Board of Directors

(Priyanka Sharma)
Company Secretary

Date: November 08, 2023

INFORMATION ABOUT DIRECTORS SEEKING APPOINTMENT / RE-APPOINTMENT AS MANDATED UNDER REGULATION 36 OF SEBI (LISTING OBLIGATIONS & DISCLOSURE REQUIREMENTS) REGULATIONS 2015 IS AS UNDER:

Prof. Narayanaswamy Balakrishnan

Prof. N. Balakrishnan, aged 73 years, received his B.E. (Hons.) in Electronics and Communication from the University of Madras in 1972 and Ph.D. from the Indian Institute of Science in 1979. He then joined the Department of Aerospace Engineering as an Assistant Professor. He was a Professor at the Department of Aerospace Engineering and at the Supercomputer Education and Research Centre, till July 2015. Thereafter, he was Honorary Professor at the Supercomputer Education and Research Centre, Indian Institute of Science till July 2020 and is currently an INSA Senior Scientist at the Indian Institute of Science. He has held the positions of Associate Director of the Indian Institute of Science during September 2005 to March 2014; Chairman, Division of Information Sciences during 1999-2005; Chairman, Supercomputer Education and Research Centre during 1994-2001.

His areas of research where he has several publications in the international journals and international conferences include Numerical Electromagnetics, High Performance Computing and Networks, Polarimetric Radars, Aerospace Electronic Systems, Information Security Complex Social Networks and Digital Library.

He is currently a Member of the Joint Advisory Board of Carnegie Mellon University at Qatar and Member of the Board of Governors of IIT Kharagpur and IIITMK, Kerala and a Member of the Advisory Committee of the International Knowledge Centre for Engineering Sciences and Technology, Beijing, China.

He was in the past, a member of the National Security Advisory Board and the Board of Governors of IIT Delhi and of IIT Madras, a member of the Council of CDAC, a member of the Council of the Indian Statistical Institute Kolkata and Member of SAC to the Cabinet, and Director of the Central Bank of India and CDOT-Alcatel Research Centre at Chennai. He was also one of the Directors of the Bharat Electronics Limited (BEL), BSNL and a Part-Time Member of the Telecom Regulatory Authority of India.

Besides IFCI Ltd., Prof. N. Balakrishnan is also on the Board of Data Security Council of India, India Institute of Information Technology and Management Kerala and Equitas Small Finance Bank Ltd.

Prof. Narayanaswamy Balakrishnan is on the following Board Level Committees of IFCI Ltd.:

- 1) Audit Committee – Member
- 2) Nomination and Remuneration Committee - Member
- 3) Risk and Asset Liability Management Committee – Member
- 4) Review Committee on Wilful Defaulters - Member
- 5) Executive Committee - Member
- 6) IT Strategy Committee – Chairman

Name of the Listed Entity in which he holds Directorship/Committee Membership of the Board along with Listed Entities in which he has resigned in last three years:

- a. Equitas Small Finance Bank Limited
 - a) Nomination & Remuneration Committee – Member
 - b) Risk Management Committee – Member

Prof. N Balakrishnan is on the Board of the Company since October 30, 2017. He has attended all the Board Meetings held during the FY 2022-23.

He does not hold any shares in IFCI Ltd, neither in his name nor as beneficial owner. Further, he is not debarred from holding the office of Director by virtue of any SEBI order or any other authority.

Prof. N Balakrishnan is interested in the resolution as it relates to his appointment. None of the other Directors or Key Managerial Personnel of the Company and their relatives are concerned or interested financially or otherwise, in the resolution.

There is no relationship between directors inter-se.

Shri Umesh Kumar Garg

Shri Umesh Kumar Garg, aged 60 years, is a practicing Chartered Accountant. Shri Umesh Kumar Garg is a Commerce and Law Graduate from Agra University. He has also completed his Diploma in Information System Audit (DISA) from The Institute of Chartered Accountants of India (ICAI).

He is a senior partner in firm named Umesh Amita & Co. He is currently on the Board of Incredible Insurance Surveyors & Loss Assessors Private Limited and Harkiran Professional Consultants Private Limited.

He has an experience of around 32 years in field of Corporate Law, Finance, Insurance Management, Project Management and Taxation (Direct & Indirect).

He is a fellow member of The Institute of Chartered Accountants of India (ICAI), Institute of Valuers, Institute of Insurance Surveyors & Loss Adjusters and Indian Council of Arbitration.

He has also been the Chairman of Central India Regional Council of The Institute of Chartered Accountants of India (ICAI) for the year 2015-16 and executive member of the same for the year 2012-13, 2013-14 and 2014-15.

Shri Umesh Kumar Garg is on the following Board Level Committees of IFCI Ltd.:

- 1) Audit Committee - Chairman
- 2) Nomination and Remuneration Committee - Chairman
- 3) Stakeholders' Relationship Committee - Member
- 4) Risk and Asset Liability Management Committee - Member

He does not hold any directorship/ committee membership in any other listed entity and has not resigned from any listed entity during last 3 years. He does not hold any shares in IFCI Ltd, neither in his name nor as a beneficial owner.

Shri Umesh Kumar Garg, being a Practicing Chartered Accountant having vast experience of around 32 years in the field of Corporate Law, Finance, Insurance Management, Project Management and Taxation (Direct & Indirect) possess the required skill sets and capabilities for the role of Independent Director.

Further, he is not debarred from holding the office of Director by virtue of any SEBI order or any other authority.

There is no relationship between directors inter-se.

LISTING AT STOCK EXCHANGES

The Company's Equity Shares are listed at BSE Limited and National Stock Exchange of India Limited. Besides, the Bonds / Debentures of the Company are also listed at BSE Limited. Further the Public Issue of Secured Non-Convertible Debentures is listed both on BSE Limited and National Stock Exchange of India Limited.

The Company has paid the annual listing fees to the Stock Exchanges for the financial year 2023-24.

ROUTE MAP OF THE VENUE

Route Map and Prominent Landmark of AGM Venue and Attendance Slip.

In view of MCA Circulars the Company will hold the AGM through VC/OAVM, without the physical presence of the Members at Auditorium, 1st Floor, IFCI Tower, 61 Nehru Place, New Delhi-19. In view of the directions from MCA, the Meeting is being convened through VC/OAVM and physical presence of the Members are not required at the venue and that the proceedings of the AGM conducted shall be deemed to be made at this venue.

BOARD'S REPORT

To The Members

The Board of Directors of Your Company ("Your Company" or "IFCI") presents the 30th (Thirtieth) Annual Report of IFCI Ltd., together with the audited financial statements for the year ended March 31, 2023.

Financial Summary and State of Company's Affairs

The summarized financial performance of Your Company during the year and the previous year are as under:

(₹ in crore)

Particulars	Standalone		Consolidated	
	2022-23	2021-22	2022-23	2021-22
Total Income	546	764	1,519	1,596
Less:				
Total Expenses before Impairment Allowance, Depreciation & Amortisation	786	1,153	1,504	1,661
Impairment on financial instruments	(79)	1,373	(86)	1,391
Depreciation and amortisation	24	23	74	66
Total Expenses	731	2,549	1,492	3,118
Exceptional Items	0	-	1	1
Profit/(Loss) before tax	(185)	(1,785)	26	(1,523)
Tax expense	102	206	146	(238)
Profit/(Loss) before share in profit of associates	(287)	(1,991)	(120)	(1,761)
Total Expenditure Share in profit of associates	0	-	-	-
Profit/(Loss) for the year	(287)	(1,991)	(120)	(1,761)
Other comprehensive income (net of tax)	(32)	(35)	1,269	1,754
Total Comprehensive Income	(319)	(2,026)	1,149	(7)
Net profit/(Loss) attributable to -				
Owners of the Company	NA	NA	(207)	(1,831)
Non-controlling interest	NA	NA	88	70
Total Comprehensive Income attributable to -				
Owners of the Company	NA	NA	448	(920)
Non-controlling interest	NA	NA	701	914
Earnings per share				
Basic Earnings per share of ₹ 10 each	(1.31)	(9.47)	(0.95)	(8.71)
Diluted Earnings per share of ₹ 10 each	(1.31)	(9.47)	(0.95)	(8.71)

The above numbers are extracted from the financial statements prepared in accordance with the Indian Accounting Standards (Ind-AS), in compliance with the Companies (Account) Rules, 2014 and Accounting Standards notified under Section 133 of the Companies Act, 2013, read with the Companies (Indian Accounting Standards) Rules, 2015 as amended.

Any regulation/ guidance/ clarifications/ directions issued by Government of India, RBI or by any other Regulators, of Your Company will be implemented by Your Company as and when they are issued/ applicable.

Financial Performance

During the year Your Company has continued to strengthen and expand its footprints in Advisory Services and has positioned itself as a preferred advisor to Government of India for Schemes launched under the aegis of AatmaNirbhar Bharat. However, owing to decline in loan assets, due to repayments and non-recognition of income on stage 3 assets, Your Company booked a total comprehensive loss of ₹ 319.35 crore during the year under report. Provisions made during the year enhanced the provision coverage ratio to over 86.47%. However, the capital adequacy ratio reduced in current FY to -70.66 % with Tier-I capital at -71.06%. During the year, the Government of India infused ₹ 400 crore towards subscribing to the share capital of Your Company. To augment its liquidity, Your Company has also adopted aggressive recovery measures and fintech tools. Your Company is also focusing

on measures for recovery in order to maximize recovery under Insolvency and Bankruptcy Code (IBC) route and other modes, expediting divestment of non-core assets and strengthening of the advisory business, which are expected to improve the cash flow of Your Company and make the balance sheet of Your Company healthier.

Sanctions, Disbursements and Recovery

Advisory Services business is fast becoming the mainstay of business operations of IFCI. During the FY 2022-23, Your Company did not sanction any new loans. There were also no disbursements towards loans/advances during FY 2022-23.

Your Company actively pursued recovery from Non-Performing Assets (NPAs), thereby recovering ₹ 714 crore out of NPAs & Security Receipts (SRs) during FY 2022-23.

Your Company remains committed to continue its aggressive approach for recovery from NPAs and stressed assets through multi-pronged resolution modes and strategies.

Treasury, Investment and Forex Operations

Your Company has been cautious in investing the surplus funds across diversified instruments with focus on safety while making every effort towards maximizing yield in consonance with liquidity management. In Rupee operations, the objective has been to manage the surplus funds effectively with minimum risk and deployment of surplus funds in lower duration instruments, to get optimum return. This was done

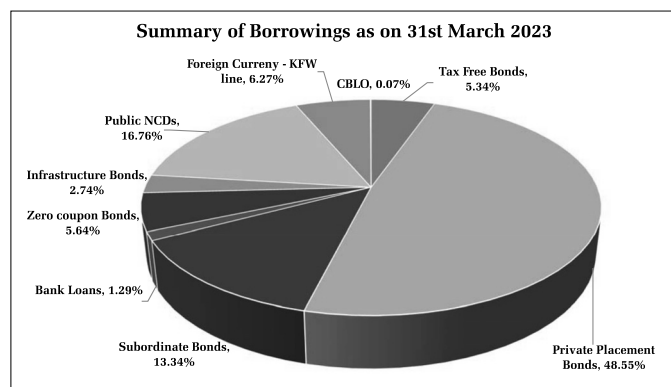
because of volatility in interest rates, in anticipation of future monetary tightening. The underlying investment principle was safety, liquidity, and risk containment and accordingly Your Company invested in Treasury Bills, Government Securities, Certificate of Deposit, Commercial Papers, Inter-Corporate Deposits / Short Term Deposits (STD), Fixed Deposits / Bonds and Mutual Fund Schemes during the year. Average Deployment during the year was ₹ 411.19 crore against ₹ 1346.83 crore in FY 2021-22 and annualized return on fund deployed was 4.87%. The return during FY 2022-23 from Treasury operations was higher than the previous year as investments were made in instruments with shorter maturity, with the objective of ensuring safety and liquidity. During the year under report, Your Company registered an Interest income of ₹ 26.51 crore from investments as against ₹ 75.68 crore during the previous year.

In view of volatility prevailing in market due to uncertainties on account of increasing commodity prices and geographical conflict in later part of the year, Your Company continued with the prudent strategy of selective disinvestment of slow moving/illiquid stocks and booking profits from investments in stocks. Net investment portfolio of Your Company as on March 31, 2023 stood at ₹ 2,277 crore as against ₹ 2,944 crore at the end of previous Financial Year. The Foreign Currency (FC) operations were confined to servicing FC liabilities and containing the exchange risk arising due to a mismatch in the outstanding amount of FC assets and liabilities. The mismatches were covered through forward contracts and currency futures. The net mismatch position was maintained well below the limits approved by the Board and RBI, by maintaining almost square position.

Resource Mobilization and Borrowing Profile

During the year, Your Company was not able to mobilise fresh resources due to rating constraints and weak financial parameters. However, through effective liquidity management, Your Company has serviced its liabilities on and before due dates. During FY 2022-23, Your Company serviced debt of ₹ 1,832 crore (Principal of ₹ 1,267 crore and Interest of ₹ 565 crore), which included prepayments.

The Principal liability outstanding of Your Company as on March 31, 2023 was ₹ 5,808.07 crore comprising of rupee borrowings of ₹ 5,443.82 crore and foreign currency loan of ₹ 364.25 crore. Interest liability outstanding (i.e. interest accrued but not due on borrowings) as on March 31, 2023 was ₹ 696.59 crore. The broad instrument wise break-up of outstanding borrowings as on March 31, 2023 is indicated below:



Your Company is committed to maintaining a high standard of Investor services and devotes considerable effort to identify and follow best practices for timely resolution of investor complaints. Your Company has taken various investor friendly initiatives like encouraging updation of KYC details with R&TA, dematerialization of securities, electronic payment of interest & redemption proceeds and implementation of Online Service Request Portal for registering investor requests etc.

Conservation of Energy, Technology Absorption, Foreign Exchange Earnings and Outgo

Conservation of Energy - The Company's operations do not involve any manufacturing or processing activities. It provides financial assistance to the industries, thereby requiring normal consumption of electricity. Accordingly, the provisions of Section 134 (3) (m) of the Companies Act, 2013 read with Rule 8 (3) of Companies (Accounts) Rules, 2014 are not applicable to the Company. Nevertheless, Your Company has prioritized energy efficiency. In May, 2023 IFCI Tower received Gold Certification from the Indian Green Building Council.

Technology Absorption - Information Technology (IT) has transformed the conduct of businesses in every sector of the economy. The in-house team of IT professionals in Your Company is using in house developed "CIIS" which largely consists of applications supporting major business functions as well as non-core functions. The system has been successfully running and has constantly been upgraded in line with requirements. During FY 2022-23, the existing software applications were upgraded with enhanced/added features. New modules were developed in-house for different functions. Your Company has launched a Service Request Portal as per regulatory guidelines. Your Company maintains proper data backup and has set up a Disaster Recovery Site to protect data and business information systems. Your Company has also implemented various tools as a cybersecurity measure and upgraded its IT Infrastructure. Your Company has started using Document Management Systems and has upgraded its IT infrastructure. Video Conferencing Facility has also been enhanced to provide streamlined video communication and live content sharing by using Webex/Teams Meeting.

Foreign Exchange Earnings

The details in respect of foreign expenditure / earnings are as follows:

Particulars	(₹ in crore)	
	Year End 31.03.2023	Year End 31.03.2022
Expenditure in Foreign Currencies:		
Interest on borrowings	2.87	3.16
Other Matters	0.00	0.00
TOTAL	2.87	3.16
Earning in Foreign Currencies:		
Earning in Foreign Currency	NIL	NIL

Internal Financial Controls

Your Company has sound Internal Financial Controls over financial reporting through policies and procedural manuals, designed to provide reasonable assurance regarding the reliability of financial reporting and preparation of financial statements for external purposes

in accordance with generally accepted accounting principles. The entity level control framework, designed and implemented in earlier years, was subjected to sample tests, for various processes, during the year under report by a well experienced Internal Audit Team of Your Company with a frequency parallel with Internal Audit. There were a few Internal Financial Control related issues, though not material, were addressed and remedial actions were taken in the subsequent period of review. Based on the satisfaction over the operating effectiveness of the Internal Financial Controls, the Board of Directors believes that adequate Internal Financial Controls exist and are operating effectively.

Vigilance

The Company has a dedicated Vigilance Department, headed by Chief Vigilance Officer. Vigilance Department at Head Office which takes care of all vigilance matters of IFCI, its Regional Offices & Subsidiaries. The comprehensive functioning of the Department is divided into Preventive Vigilance, Detective Vigilance and Punitive Vigilance.

With amplified prominence given to Preventive Vigilance, the department conducts inspection of various offices from time to time. If irregularities/ lapses are observed, then the same are shared with Regional Incharges and the concerned departments of Head Office for taking various steps to initiate corrective measures or to take actions towards systemic improvements or initiate penal action based on the nature of case. Vigilance Department also advises the Management for systemic improvement based on the findings. Vigilance Department ensures the completion of Disciplinary proceedings as per extant guidelines within the set timelines.

Vigilance Department ensures disposal of complaints and other referred cases as per extant guidelines. Vigilance Department shares the communication with employees about Preventive Vigilance. With the help of Vigilance Department, Your Company ensures disposal of Vigilance Cases and Non-Vigilance cases.

During the year, systemic improvements suggested by Vigilance Department have been implemented by the Management like procurement of goods and services through GeM portal, rotation of staff in general and sensitive post. The Vigilance Awareness week is celebrated every year, to promote ethical practices.

During the year Vigilance Awareness Week-2022 was observed from October 31 to November 06, 2022 with the Theme “अष्टाचार मुक्त भारत - विकसित भारत - Corruption free India for a developed Nation”.

Whistle Blower Policy

The Company has put in place a Vigil Mechanism in terms of the provisions of Section 177 (9) and (10) of the Companies Act, 2013, SEBI (Listing Obligations and Disclosure Requirements) Regulations, 2015 (Listing Regulations). Under Whistle Blower Policy, Director(s) and employee(s) of IFCI can report to the Management their concerns, about unethical behaviour, actual or suspected fraud or violation of the IFCI's Code of Conduct or Ethics Policy and to provide adequate safeguards to them against any sort of victimization on raising an alarm. The Policy also provides for direct access to the Chairman of the Audit Committee in exceptional cases. The Whistle Blower Policy is available on the link <https://www.ifcilt.com/2022/Whistle%20Blower%20Policy.pdf>

Disclosure as per Sexual Harassment of Women at Workplace (Prevention, Prohibition And Redressal) Act, 2013

An Internal Complaints Committee has been formed and the Members of the Committee, as on the date of this report is as under:

1. Chief General Manager (HR) - Presiding Officer
2. Ms. Lata Lochav – External Member
3. General Manager (HR)
4. Ms. Shikha Gupta, DGM
5. Ms. Trina Tejaswini, DGM (Law)

In the absence of any of the aforesaid internal members, Ms. Priyanka Sharma, DGM & Company Secretary would be the alternate member. The quorum of the Committee shall comprise of all members. A brief of the complaints received under Sexual Harassment of Women at Workplace (Prevention, Prohibition and Redressal) Act, 2013 is as under:

No. of complaints pending at the start of the Financial Year 2022-23	Nil
No. of complaints received during the Financial Year 2022-23	Nil
No. of complaints resolved during the Financial Year 2022-23	Nil
No. of Complaints pending at the end of the Financial Year 2022-23	Nil
Number of workshops or awareness programs against sexual harassment carried out during the Financial Year 2022-23	1
Nature of action taken by the employer	Nil

Management Discussion and Analysis

1. Industry Structure and Developments*

Industry Outlook – The Indian Financial Sector has remained stable and resilient, with further improvement in asset quality, capital and profitability, notwithstanding the recent global financial market turbulence and acute banking stress witnessed in some jurisdictions, macro stress tests for credit risk reveal that all banks would comply with the minimum capital requirements even under a severe stress scenario. Contagion and solvency risks have reduced. Since December 2022, the Indian Banking Sector has expanded its balance sheet, business and profitability. Even as gross non-performing assets and net non-performing assets of scheduled commercial banks declined to a decadal low, the system-level capital to risk weighted assets ratio reached a new high. The net interest margin increased further and post-tax profits recorded growth as credit expanded alongside adequate provisioning and strengthening of capital buffers. As credit growth has been outpacing deposit growth, financing conditions, especially banks' cost of funds have tightened. The retail sector has been a major driver of bank credit growth in the recent period.

Non-Banking Financial Companies (NBFCs)

Annual growth of credit disbursed by NBFCs sustained pace, after reaching double digits in September 2022, with personal loans rising by 31.3% and loans to industry by 12.7% (Y-o-Y) in March 2023. The personal loans portfolio of NBFCs grew the most during the last four-year period {compound annual growth rate (CAGR) being more than 30%} resulting in increase of its share in total loan portfolio to 31.2% in March 2023. As per the activity-based classification, the largest two categories, namely, Investment and Credit Company (NBFC-ICC) and Infrastructure Finance Company (NBFC-IFC), with shares of 54% and 40%, respectively, in outstanding credit registered double digit credit growth in March 2023. Micro Finance Institutions (NBFC-MFIs) have maintained robust credit growth over the past two years (with a CAGR 27.6%).

The GNPA ratio of NBFCs continued to decline during H2:2022-23, with industry and services each registering more than two percentage points reduction. Public sector NBFCs (with a share of 44% in outstanding credit) had low GNPA ratios (2.8%) relative to their private counterparts (credit share 56% and GNPA ratio 5.5%). The aggregate NNPA ratio of NBFCs ebbed further to 1.3%,

*(Source: RBI annual report 2022-23, RBI FSR June 2023, RBI Governor Statement Aug 10, 2023, MoSPI Press Releases)

with the provisioning coverage ratio (PCR) increasing to 70.4% in March 2023.

The capital position of NBFCs remained robust, with CRAR at 27.5% in March 2023, much above the minimum requirement of 15%. The RoA recouped gradually to reach 3.3% by end of the FY 2022-23. Share capital, reserves and surplus of NBFCs increased over the years, contributed mostly by capital reserves and balances in profit and loss accounts. On the other hand, their share of total borrowings in total funds reduced from 66.4% in March 2020 to 62.3% in March 2023 mostly due to lower issuance of debentures by NBFCs than other sources of funds during the period. Around two-thirds of borrowings were long-term (more than one year) in nature. NBFCs' borrowing from banks increased in 2022-23.

2. Opportunities & Threats

To create national manufacturing champions and generate employment opportunities for the country's youth, Production Linked Incentive (PLI) Schemes are the cornerstone of the Government of India's push for achieving an AatmaNirbhar Bharat. The objective is to make domestic manufacturing globally competitive and to create global champions in manufacturing. The strategy behind PLI Schemes is to offer the companies incentives on incremental sales from products manufactured in India, over the base year. They have been specifically designed to boost domestic manufacturing in sunrise and strategic sectors, curb cheaper imports and reduce import bills, improve cost competitiveness of domestically manufactured goods, and enhance domestic capacity and exports. Following are the PLI and other Schemes of Government of India, where IFCI has been appointed as the Nodal Agency/ Project Management Agency (PMA):

Sl. No.	Particulars of the PLI & Other Schemes	Details of the Schemes available on the below Portals / Websites
1	Scheme for Promotion of Manufacturing of Electronics Components and Semiconductors (SPECS)	https://specs.ifcilt.com
2	Production Linked Incentive (PLI) Scheme for Large Scale Electronics Manufacturing (PLI-LSEM)	https://pli.ifcilt.com
3	PLI Scheme for critical Key Starting Materials (KSMs)/Drug Intermediates (DIs)/ Active Pharmaceutical Ingredients (API) (PLI-Bulk Drugs)	https://plibulkdrugs.ifcilt.com
4	PLI for Medical Devices (PLI-MD)	https://plimedicaldevices.ifcilt.com
5	Scheme for Promotion of Bulk Drugs Parks	https://pharmaceuticals.gov.in/schemes/guidelines-scheme-promotion-bulk-drug-parks
6	Scheme for Promotion of Medical Devices Parks	https://pharmaceuticals.gov.in/schemes/guidelines-scheme-promotion-medical-devices-parks
7	PLI for Food Processing Industry (PLISFPI)	https://plimofpi.ifcilt.com
8	PLI for IT Hardware (PLI-ITHW)	https://pliithw.com
9	PLI for White Goods (PLI-WG)	https://plwhitegoods.ifcilt.com
10	PLI Scheme for Automobile & Auto Component Industry (PLI-Auto)	https://pliauto.in
11	PLI Textile Products: MMF Segment & Technical Textiles	https://pli.texmin.gov.in
12	PLI Scheme for Drone and Drone Components	https://www.civilaviation.gov.in/en/application-qli-scheme
13	PLI Scheme 'National Programme for Advanced Chemistry Cell Battery Storage' (PLI-ACC)	https://pliacc.in/
14	Scheme for Faster Adoption and Manufacturing of Electric Vehicles in India Phase II (FAME-II)	https://fame2.heavyindustries.gov.in/
15	Nodal Agency for Sugar Development Fund	https://www.ifcilt.com/?q=en/content/nodal-agency-sugar-development-fund
16	Modified Special Incentive Package Scheme (M-SIPS)	https://www.ifcilt.com/?q=en/content/msips

Note:

- IFCI is also associated with India Semiconductor Mission as Agency for Techno Financial Appraisal, Due Diligence and Verification for (i) Scheme for setting up of Semiconductor Fabs, (ii) Scheme for setting up of Display Fabs and (iii) Scheme for setting up of Compound Semiconductors / Silicon Photonics / Sensors Fab/ Discrete Semiconductors Fab and Semiconductor Assembly, Testing, Marking and Packaging (ATMP)/ Outsourced Semiconductor Assembly and Test (OSAT) facilities in India (Portal: <https://ism.gov.in/>).
- IFCI is also appointed as Verification Agency for Special Incentives Scheme for ESDM Sector 2020-2025 of Government of Karnataka (Portal: <https://k-tech.karnataka.gov.in/>).

While positioning itself as a preferred advisor to Government of India, Your Company also explored similar opportunities with State Governments and bagged an assignment from the Government of Karnataka.

During the year, Your Company also made inroads into Corporate Advisory and bagged 31 assignments. Assignments included business restructuring, debt syndication and strategic investment analysis across industries / sectors. Your Company has been empanelled as the sole consultant with Technology Development Board (TDB) for a period of 3 years to undertake due diligence / project appraisal of funding proposals submitted to TDB by industrial concerns with innovative technologies. Your Company is also empanelled with Maharatna and Navratna Companies.

To explore all business opportunities, the Company is focusing on reskilling of employees. Various Training Programmes are being organised for employees on a wide range of topics such as BRSR Framework, Climate Finance/ESG. Advanced Financial Modelling, Negotiation Skills, Leadership, Functional Analysis of Business.

Your Company focuses on group synergies and value maximization at the Group level. IFCI through its subsidiary Stock Holding Corporation of India Limited (SHCIL), is making contribution in promotion of digital economy in the country.

SHCIL is one of the largest Depository Participants, in the Country besides being the Country's largest premier custodian in terms of assets under custody, and provides post trading and custodial services to institutional investors, mutual funds, banks, insurance companies, etc. It acts as a Central Record Keeping Agency (CRA) for collection of stamp duty, e-court fee and e-registration in various States and Union Territories (UTs).

As on March 31, 2023, e-stamping services were operational in 23 States and UTs and mobilised an amount of ₹ 53,132 crore in FY 2022-23 as compared to ₹ 39,672 crore in FY 2021-22 in e-stamping services.

StockHolding Document Management Services (SDMS) bagged a prestigious project of National importance and has developed a CRCS Sahara Refund Portal for processing claims of genuine investors of Sahara Cooperative Societies. Portal was inaugurated by Hon'ble Home Minister.

IFCI Venture Capital Funds Limited (IVCF), another subsidiary of IFCI, is promoting social sector initiatives of Government of India for encouraging entrepreneurship amongst socially backward groups in the country. IVCF manages the Venture Capital Fund for Scheduled Castes (VCF-SC) and Venture Capital Fund for Backward Classes (VCF-BC), initiatives of Ministry of Social Justice and Empowerment (MoSJE) to promote entrepreneurship amongst the selected segments of the society by providing concessional finance. On April 14, 2022, IVCF in association with MoSJE and Dalit Chambers of Commerce & Industry (DICCI), had conducted a national level event by the name "Dr Ambedkar Young Entrepreneur League" (AYE League) to provide further impetus to entrepreneurship in the SC Community and to bring them in the mainstream. The event saw participation of more than 1000 SC entrepreneurs from across the Nation. The objective was to create a platform for SC youth to showcase their innovative ideas and get funding of upto ₹ 30 lakh under Ambedkar Social Innovation and Incubation Mission (ASIIM), an initiative under VCF-SC. During the event, SC entrepreneurs across MSMEs were recognized for Business Excellence and few leading Banks/ FIs which have played a significant role in promoting SC entrepreneurship were also recognized. Apart from funding, IVCF also promoted a Mentor Network that helps to connect the budding SC entrepreneurs with industry experts/mentors, encouraging sharing of domain knowledge and experience from business experts/mentors with young SC entrepreneurs. Ambedkar Young Entrepreneur League

(AYE) has onboarded 90 Mentors with varied skills / experience and around 200 Mentorship sessions have been facilitated. IVCF is also managing another initiative of MoSJE named "Senior Care Ageing Growth Engine Venture Fund" (SAGE) which aims to provide equity support for innovative ideas in elderly care segment. Further, looking at the success MoSJE initiatives, Ministry of Tribal Affairs (MOTA) has also entrusted IVCF with management of Venture Capital Fund for Scheduled Tribes (VCF-ST) which focuses on promoting entrepreneurship amongst Scheduled Tribes in the country.

The details of all the subsidiaries are available on the website of IFCI at www.ifcilt.com.

As regards threats, Your Company is facing liquidity risk, negative CRAR, high NPA level and downward revision in credit rating. Your Company is taking steps to reduce the level of NPAs through aggressive recovery efforts to augment its liquidity. Your Company has also enlarged its footprint in Advisory Services so as to diversify its revenue streams. Your Company has also adopted cost optimization measures including energy efficiency measures.

Government of India is the Promoter and the largest equity shareholder of Your Company and it offers sufficient comfort and confidence to the stakeholders. Government of India has consistently infused funds in Your Company through equity participation. For the year 2022-23, the Government had infused funds aggregating upto ₹ 100 crore and ₹ 400 crore in September 2022 and March 2023, respectively.

3. Segment-Wise or Product-Wise Performance

Your Company's main business is to provide financial assistance and it operates under a single segment reporting framework.

4. Outlook*

The provisional estimates of national income released by the National Statistical Office (NSO) on May 31, 2023 placed India's real Gross Domestic Product (GDP) at a growth of 7.2% for FY 2022-23 (Y-o-Y basis) vis-à-vis a growth of 9.1% registered in previous FY. The GDP growth of 6.1% has been registered in Q4 of FY 2022-23 (Y-o-Y basis) in comparison to 4.1% growth registered in the corresponding quarter of previous FY.

As per the Annual Report 2022-23, of the Reserve Bank of India, a sustained recovery in discretionary spending, particularly in contact intensive services, restoration of consumer confidence, high festival season spending after two consecutive years of COVID-19 induced isolation and the government's thrust on capex provided impetus to the growth momentum.

As per the NSO, an impressive 14.0% growth was registered by the "Trade, Hotels, Transport, Communication & Services related to Broadcasting" sector, during 2022-23, followed by 10.0% growth by the Construction sector, over the previous year. While "Financial, Real Estate & Professional Services" sector registered growth of 7.1%, Manufacturing sector registered a growth of 1.3%. Mining & Quarrying grew by 4.6% and "Electricity, Gas, Water Supply & Other Utility Services" grew by 9.0% in 2022-23.

Agriculture and allied activities were resilient in 2022-23, with Gross Value Added (GVA) registering a growth of 3.3%. In the industrial sector, manufacturing activity withstood global spillovers, while electricity generation exhibited robust growth, and mining recorded steady activity. Sustained momentum was seen in construction activity, while infrastructure and capital goods production benefitted from the government-led investment in infrastructure. Production of consumer goods, on the other hand, remained muted and recovery in sectors such as automobiles was lopsided. Uneven recovery in consumption was evident as growth in the price sensitive entry-level car segment turned sluggish as compared to the recovery in passenger cars.

*(Source: RBI annual report 2022-23, RBI FSR June 2023, RBI Governor Statement Aug 10, 2023, MoSPI Press Releases)

The continued lag in two-wheeler sales, 40% of which caters to rural India, is also indicative of subdued rural demand.

Financial markets experienced bouts of volatility in 2022-23, as geopolitical tensions intensified, interest rate hikes by the US Fed, turned aggressive and the global growth outlook deteriorated, dampening investors' sentiments. Equity markets in India, however, gained marginally, despite portfolio outflows and forex market pressures, reflecting India's growth resilience and rising investment in the market by resident entities. Money market interest rates hardened during 2022-23, tracking the increase in the policy repo rate and the ebbing surplus liquidity conditions. Sovereign bond yields hardened in line with the monetary policy actions and changing inflation growth outlook. Weak global cues amid emergence of financial stability risks following the collapse of a few niche banks in the US and concerns about financial health of a major financial services provider in Europe imparted volatility to the markets towards the close of the year.

Tax revenues remained robust - gross tax revenues exceeded budget estimates by ₹ 2.9 lakh crore - underpinned by Goods and Services Tax (GST) and direct tax collections. State Governments had budgeted a Gross Fiscal Deficit (GFD) at 3.4% of GDP for 2022-23. Provisional accounts indicate that the actual performance of State Governments may have been better, primarily due to higher-than expected tax devolution from the Centre and a healthy growth in states' own tax revenues.

Despite prolonged geopolitical tensions and slowing global trade, India's merchandise exports touched US\$ 450.4 billion during 2022-23, which is 6.7 per cent above the previous year's record level. India witnessed a transition from net importer to exporter in areas such as mobile phones and toys and registered a 10-fold increase in exports of defence goods in a short span, leveraging on policies such as 'Make in India' and 'AatmaNirbhar Bharat'. Unlike merchandise exports, strong growth of 27.9% was witnessed in services exports, led by software services across key verticals such as Information Technology (IT) services, Business Process Management (BPM), and Engineering Research and Design (ER&D), supported by a rise in Global Capability Centres (GCCs). Within capital flows, net inflows under Foreign Direct Investment (FDI), albeit strong, were lower during 2022-23 at US\$ 28.0 billion than US\$ 38.6 billion a year ago. Belying market fears of a possible spike in India's external vulnerabilities, India's current account deficit (CAD) at 2.7% of GDP (during April-December 2022) remained sustainable, although it expanded from 1.1% a year ago. India's foreign exchange reserves declined by US\$ 28.9 billion during 2022-23. As stated by the Governor, Reserve Bank of India in his statement: August 10, 2023, the global economy continues to face daunting challenges of elevated inflation, high levels of debt, tight and volatile financial conditions, continuing geopolitical tensions, fragmentations and extreme weather conditions. The global growth is likely to remain low by historical standards in the current year and next few years, despite the upward revision in the global growth forecast for 2023 by the IMF. World merchandise trade volume growth is projected by the WTO to decelerate from 2.7% in 2022 to 1.7% in 2023.

Taking all these factors into consideration, real GDP growth for 2023-24 is projected at 6.5% with Q1 at 8.0%; Q2 at 6.5%; Q3 at 6.0%; and Q4 at 5.7%. Real GDP growth for Q1:2024-25 is projected at 6.6%. The risks are evenly balanced.

5. Risks and Concerns

In order to address risks, Your Company has put in place an Integrated Risk Management Policy (IRMP) which addresses Credit Risk, Market Risk, Operational Risk and Asset-Liability Management, as a part of Comprehensive Risk Management Framework which is integrated with its business model.

The General Lending Policy, IRMP, Liquidity Risk Management and other business policies of Your Company are reviewed

periodically, keeping in view the changing economic and business environment. The Risk Management Vision Statement and Qualitative Risk Appetite Statements of IFCI have also been put in place. Parameters included in the Qualitative Risk Appetite statement are tested periodically.

Your Company assesses the Portfolio Level Risks by way of monitoring of actual exposures against prudential limits, stress testing under various scenarios, annual rating migration exercise, rating distribution, portfolio rating highlighting the quality of portfolio, mapping of internal and external ratings. Your Company regularly monitors and revises its Benchmark Rates based on current market, macro & micro economic factors and profitability.

As part of Ind AS implementation, Your Company estimates rating grade-wise Probability of Default (PD) numbers of its credit portfolio, based on past data while Loss Given Default (LGD) numbers are worked out based on past history of cashflows from NPAs. The risk components are utilized for calculation of Expected Credit Loss (ECL), as part of Ind AS implementation.

The Risk and Asset Liability Management Committee of Executives (RALMCE), analyses the Dynamic Liquidity Position, Structural Liquidity Gaps and Interest Rate Sensitivity positions, on a periodic basis, based on extant regulatory prescriptions. The mid-office function of Integrated Treasury reports to the Risk Management function and acts as an independent risk monitoring functionary. To manage the Operational Risks, there are adequate internal controls and systems in place, aided and assisted by Internal Audit, Internal Financial Controls, remote back-up of data, Disaster Management Policy, IT security, physical security and suitable insurance of insurable assets of Your Company, as well as of the assets mortgaged to Your Company. Besides mechanism for stress testing of loan portfolio and measurement of liquidity position is also in place, to assess likely impact on CRAR, profitability and liquidity.

Your Company would continue to work on various initiatives aimed at strengthening credit risk standards, post sanction monitoring of the portfolio to mitigate any adverse impact on the loan portfolio of Your Company. Your Company would also strive to develop a strong culture for risk management and awareness within the organisation.

6. Internal Control Systems, their adequacy and Internal Audit

Your Company has adequate Internal Control System commensurate with size, scale and complexity of its business and allied operations. The efficacy of these internal controls is being verified by the Internal Audit Department on a regular basis. From Financial Year 2018-19, the internal audits are being carried in-house by a team of experienced personnel. The periodicity of such audits varied from quarterly to yearly depending upon the criticality and materiality of transaction risks based on the scope approved by the Audit Committee of Directors. Besides this, exercise to ensure adequacy of Internal Financial Controls (IFCs) with a periodicity in line with the Internal Audit is also done by the Internal Audit Department. Based on the observations of Internal Audit Department, corrective actions are undertaken by the process owners in their respective areas thereby strengthening the control systems.

Your Company carries out audit, based on the guidelines of Risk Based Internal Audit (RBIA) in terms of RBI guidelines issued vide Circular No. DoS. CO. PPG/SEC.05/11.01.005/2020-21 dated February 03, 2021 for All non-deposit taking NBFCs.

7. Material Development in Human Resources, Industrial Relations Front, Including Number of People Employed

Over the past few years, Your Company has taken long strides in the Advisory Services business. Advisory Services business is fast becoming the mainstay of business operations of IFCI. Recognizing the same, IFCI has made efforts to reorient and

develop its human resource pool to cater to the paradigm shift in its business operations.

In this endeavour, major focus has been towards building capability, enhancing skills, knowledge and attitude required for an Advisory focused business. Accordingly, in the financial year 2022-23, 98% of the workforce has been provided training in areas which are relevant to the organisation. In all, a total of 2,900 man hours of training was provided on topics encompassing Behavioural, Technical and Functional aspects.

IFCI has also focused on critical levers provided by robust Human Resource Management Policies to enhance the productivity of employees and foster accountability in all respects. Delegation of Powers have been reviewed to create platforms for consultative decision making and improve speed & quality in delivery of assignments. Value system of the organisation is being clearly communicated to define expected behaviours and in this direction Staff Accountability related Policies have also been strengthened. To identify talent that can manage critical positions and cater to the career aspirations of employees, Promotion Policy has also been revised, making it more relevant to the requirements of the organisation in the wake of paradigm shift that is taking place in its business operations.

The organization has also prioritized employee cohesiveness and the welfare of its employees through the arrangement of a diverse

range of events and celebrations. These include activities such as observing International Day of Yoga, commemorating the 75th IFCI Foundation Day, marking Independence Day, engaging in Swatchhta Campaigns, celebrating Diwali, hosting a New Year Event, recognizing International Women's Day, and participating in a 10k Marathon, among others. Sessions have also been organized for increasing financial awareness amongst female employees.

Welfare of SCs/STs/OBCs/EWSs/PWDs

Your company makes continuous efforts for welfare of Scheduled Castes (SCs), Scheduled Tribes (STs), Other Backward Classes (OBCs), Persons with Disabilities (PwDs), and Economically Weaker Sections (EWSs) and adheres to the policies of Government of India in this regard. The guideline governing reservations and relaxations for specific categories as laid out by the Government of India are strictly followed by Your Company. Further, in the training programmes Your Company give due representation to employees belonging to reserved categories. Over the course of the year, 92% SC, 100% ST, and 78% OBCs employees were covered in training by Your Company.

As of March 31, 2023, Your Company had 148 regular employees, of whom 21 (14%) were from Other Backward Classes, 13 (9%) were from Scheduled Castes, and 1 (1%) were from Scheduled Tribes.

ANNUAL STATEMENT SHOWING THE REPRESENTATION OF SCs, STs, OBCs & EWS AS ON FIRST JANUARY OF THE YEAR 2023 AND NUMBER OF APPOINTMENTS MADE DURING THE PRECEDING CALENDAR YEAR

Sl. No.	Class	Number of Employees (as on 01.01.2023)					Number of appointments made during the preceding year											
		Total number of employees	SCs	STs	OBCs	EWSs	By Direct Recruitment					By Promotion			By Deputation/Absorption			
							Total	SCs	STs	OBCs	EWSs	Total	SCs	STs	Total	SCs	STs	
1	2	3	4	5	6	7	8	9	10	11	12	13	14	15	16	17	18	
1	Class I	152	13	1	22	-	-	-	-	-	-	-	-	-	-	-	-	-
2	Class III	-	-	-	-	-	-	-	-	-	-	-	-	-	-	-	-	-
3	Class IV	1	-	-	-	-	-	-	-	-	-	-	-	-	-	-	-	-
4	Contractual*	9	-	-	1	-	4	-	-	-	-	-	-	-	-	-	-	-
	Total	162	13	1	23	0	4	0	0	0	0	0	0	0	0	0	0	0

*One contractual employee joined and relieved during the calendar year.

ANNUAL STATEMENT SHOWING THE REPRESENTATION OF SCs,STs, OBCs & EWS IN VARIOUS GRADES AS ON FIRST JANUARY OF THE YEAR 2023

Sl. No.	Grades	Number of Employees (as on 01.01.2023)					Number of appointments made during the preceding year											
		Total number of employees	SCs	STs	OBCs	EWSs	By Direct Recruitment					By Promotion			By Deputation/Absorption			
							Total	SCs	STs	OBCs	EWSs	Total	SCs	STs	Total	SCs	STs	
1	2	3	4	5	6	7	8	9	10	11	12	13	14	15	16	17	18	
1	ED	-	-	-	-	-	-	-	-	-	-	-	-	-	-	-	-	-
2	F	2	-	-	-	-	-	-	-	-	-	-	-	-	-	-	-	-
3	E	21	1	-	2	-	-	-	-	-	-	-	-	-	-	-	-	-
4	D	30	2	-	3	-	-	-	-	-	-	-	-	-	-	-	-	-
5	C (including PS Gr C)	50	5	1	6	-	-	-	-	-	-	1	-	-	-	-	-	-
6	B (including PS Gr B)	40	4	-	7	-	-	-	-	-	-	-	-	-	-	-	-	-
7	A	9	1	-	4	-	-	-	-	-	-	-	-	-	-	-	-	-
8	Class III	-	-	-	-	-	-	-	-	-	-	-	-	-	-	-	-	-
9	Class IV	1	-	-	-	-	-	-	-	-	-	-	-	-	-	-	-	-
10	Contractual*	9	-	-	1	-	4	-	-	-	-	-	-	-	-	-	-	-
	Total	162	13	1	23	0	4	0	0	0	0	1	0	0	0	0	0	0

*One contractual employee joined and relieved during the calendar year

Group-wise Representation of Persons with Disabilities (PwD) up to 31.12.2022)

Sl. No.	Group	Nature of Employees (as on 31.12.2022)					Number of appointments/promotions made during the calendar year 2022(i.e. 01.01.2022 to 30.12.2022)																			
							Appointment by Direct Recruitment										Promotion									
		Total					No. of vacancies reserved					No. of Appointments made					No. of vacancies reserved					No. of Appointments made				
							VH	HH	OH	ID	Total	VH	HH	OH	ID	Total	VH	HH	OH	ID	Total	VH	HH	OH	ID	Total
3	4	5	6	7	8	9	10	11	12	13	14	15	16	17	18	19	20	21	22	23	24	25	26	27		
1	Class I	1	1	-	-	-	-	-	-	-	-	-	-	-	-	-	-	-	-	-	-	-	-	-	-	-
2	Class-III	-	-	-	-	-	-	-	-	-	-	-	-	-	-	-	-	-	-	-	-	-	-	-	-	-
3	Class-IV	-	-	-	-	-	-	-	-	-	-	-	-	-	-	-	-	-	-	-	-	-	-	-	-	-
	Total	1	1	-	-	-	-	-	-	-	-	-	-	-	-	-	-	-	-	-	-	-	-	-	-	-

NOTE:

- (i) VH stands for Visually Handicapped (persons suffering from blindness or low vision)
- (ii) HH stands for Hearing Handicapped (persons suffering from hearing impairment)
- (iii) OH stands for Orthopedically Handicapped (persons suffering from locomotor disability or cerebral palsy)
- (iv) ID stands for Intellectual Disability

8. Details of Significant Changes in Key Financial Ratios

The details of significant changes in Key Financial Ratios are as under:

Particulars	FY 2023	FY 2022	Remarks	Significant Changes*
Interest Coverage Ratio	0.71	-0.93	Earnings before interest and taxes / Total Interest expense (Profit before Tax + finance cost)/finance cost	Yes (>25%)
Current Ratio	1.53	1.33	Current asset / current liability	No(<25%)
Debt Equity Ratio	9.28	15.74	Total borrowings / net worth	Yes (>25%)
Operating Profit Margin (%)	-48.57%	-53.93%	Operating profit / total revenue(Profit before tax + impairment)/total revenue	Yes (>25%)
Net Profit Margin (%)	-58.57%	-265.41%	Total comprehensive income / total revenue	Yes (>25%)
Return on Net Worth	-59.61%	-143.86%	Total comprehensive income / average net worth	Yes (>25%)

* **Explanation:** The change in the ratios were due to decrease in operational income which was impacted on account of prepayment of loans and decline in standard assets. Further, as Debtor Turnover Ratio or Inventory Turnover Ratios are not applicable to the company (NBFC), the same has not been incorporated in the Table above.

9. Corporate Social Responsibility

IFCI SOCIAL FOUNDATION (ISF)

IFCI has always strived to conduct its business holistically and responsibly. At IFCI, along with economic performance, community and social stewardship have been key factors for its holistic business growth. IFCI has been an early adopter of Corporate Social Responsibility (CSR) initiatives and has been involved in socially relevant activities ever since its inception in 1948. Today, it continues to work towards social and community development and areas needing focus and attention, through the IFCI Social Foundation (ISF), a registered Trust, established in 2014. ISF is functioning as an arm for CSR activities of IFCI and

IFCI Group. ISF is guided by its values viz. Inclusiveness, Integrity, Commitment and Passion with the overall vision “To be one of India’s premier CSR Institutions and strive to make sustainable social impact with inclusiveness”. Its major focus has been in areas of Education, Skill development, Healthcare and Sanitation, Poverty alleviation, Women empowerment and Social Welfare of Women and Girl Child.

To associate with the CSR Activities a Trust, by the name of “IFCI Social Foundation” (ISF) has also been established (MCA registration number CSR 00005110) to carry out CSR activities. IFCI and ISF through its CSR projects have covered almost 23 states and Union Territories in India. The trust is registered for exemptions u/s 12A & 80G of the Income Tax Act. The trust is also registered with Ministry of Corporate Affairs in line with CSR Amendment Rules, 2021. ISF carries out CSR activities on behalf of IFCI and IFCI Group Companies. The Annual Report on CSR activities forms part of Board’s Report at **Annexure - I**.

CORPORATE SOCIAL RESPONSIBILITY

The investment in CSR activities is project based and for every project, time frame and periodic milestones are set at the outset. As the Average Net Profit of IFCI Ltd for the last preceding three years was negative, IFCI was not required to allocate any amount for CSR activities for FY 2022-23.

Cautionary Statement

Certain Statements in Management Discussion and Analysis describing the Company’s objectives, estimates and expectations may be ‘forward looking’ within the meaning of applicable laws and regulations. Actual results might differ materially from those expressed or implied.

Details of Directors and Key Managerial Personnel (KMP) appointed or resigned during the year

Following were the changes in Directors and Key Managerial Personnel during the FY 2022-23 and till the date of signing of this Board’s Report:

- a) Shri Sunil Kumar Bansal (DIN: 06922373), Deputy Managing Director, ceased to be on the Board of the Company w.e.f. September 13, 2022 upon completion of his tenure.
- b) Shri Kanakasabapathi Kadiresan (DIN: 09551363) ceased to be on the Board of the Company w.e.f. October 02, 2022 upon resignation.
- c) Shri Surendra Behera (DIN: 09784122) and Shri Arvind Kumar Jain (DIN: 07911109) were appointed on Board of the Company w.e.f. November 09, 2022. Their appointments were regularized and they were appointed as Director liable

- to retire by rotation pursuant to shareholders resolution passed at 29th AGM held on December 22, 2022.
- d) Dr. Bhushan Kumar Sinha (DIN: 08135512) Government Director, ceased to be on the Board of the Company w.e.f. January 06, 2023 vide Order of Government of India dated January 06, 2023.
- e) Ms. Anindita Sinharay (DIN: 07724555), Government Director, ceased to be on the Board of the Company w.e.f. January 06, 2023 vide Order of Government of India dated January 06, 2023.
- f) The Government vide its Order dated January 06, 2023 had nominated Shri Mukesh Kumar Bansal, Joint Secretary, DFS (DIN: 03359724) on the Board of the Company as Government Director. Accordingly, Shri Mukesh Kumar Bansal, Joint Secretary, DFS was appointed as Director on the Board of Your Company w.e.f. February 02, 2023.
- g) The Government vide its Order dated January 06, 2023 had nominated Shri Kartikeya Misra, Director, DFS, (DIN: 06440653) on the Board of the Company as Government Director. Accordingly, Shri Kartikeya Misra, Director, DFS was appointed as Director on the Board of Your Company w.e.f. February 02, 2023.
- h) The Government vide its order dated May 10, 2023, has appointed Shri Umesh Kumar Garg (DIN: 00599426) as Independent Director on the Board of the Company for a period of 3(three) years from the date of order of his appointment (w.e.f. May 10, 2023) or until further order, whichever is earlier. The Board at its meeting held on May 25, 2023 had appointed him as Additional and Independent Director for a period of 3(three) years from the date of order of his appointment or until further orders, whichever is earlier in accordance with the provisions of Companies Act, 2013, SEBI (Listing Obligations and Disclosure Requirements) Regulations, 2015 and the Articles of Association of the Company. Further, his appointment will be placed before the shareholders at this Annual General Meeting of the Company for approval.
- i) The Board at its Meeting held on August 11, 2023, had appointed Shri Suneet Shukla, Chief General Manager as Chief Financial Officer(CFO) of the Company w.e.f. August 11, 2023.
- j) Prof. Narayanaswamy Balakrishnan (DIN: 00181842) who retires by rotation at this Annual General Meeting(AGM) and being eligible, offers himself for re-appointment and his proposal for re-appointment is being placed before the shareholders, at this AGM.
- SEBI (Listing Obligations and Disclosure Requirements) Regulations, 2015, the Company is required to place various Policies / Documents / Details on the Website of the Company. The Company has a functional website www.ifcilttd.com and all the requisite information are being uploaded thereat and available at <https://www.ifcilttd.com/?q=en/content/disclosure-under-regulation-46-and-62-sebi-%E2%80%93-lodr>
- e) During the Financial Year 2022-23, there were no Independent Directors on the Board of Your Company, as per the requirement of the Companies Act 2013. However, IFCI being a Government Company, the power to appoint Independent Directors vests with the Department of Financial Services, being the Ministry administratively in charge of the Company. Considering, Your Company's request, DFS, MOF vide letter dated May 10, 2023 had appointed Shri Umesh Kumar Garg as Independent Director on the Board of the company, for a period of 3 years.
- f) As stipulated under the Listing Regulations, the Business Responsibility and Sustainability Report ('BRSR') forms part of the Annual Report for the FY 2022-23.
- g) During the Financial Year 2022-23, neither the Statutory Auditors nor the Secretarial Auditors have reported any fraud in their respective Audit Reports.
- h) The Company is in compliance with the applicable Secretarial Standards issued by the Institute of Company Secretaries of India and approved by the Central Government under Section 118 (10) of the Companies Act, 2013. Further, during the Financial Year 2022-23, all returns / data / statements submitted by concerned departments as advised by RBI, SEBI and other Regulatory Authorities have been submitted.
- i) In view of delay in receiving of the comments of Comptroller and Auditor General of India (C&AG) on the Supplementary Audit Report for the FY 2022-23, approval of the Registrar of Companies (ROC) for extension of 3 months, for convening, calling and holding AGM beyond September 30, 2023 was sought. The ROC had granted extension of 3 months for holding the AGM for FY 2022-23.
- j) Key Initiatives taken for Investor services continued to be of utmost importance for your Company. Investors' grievances received in physical or electronic form or through web-based query submission system, were taken up promptly and redressed.

Other Disclosures

Corporate Governance & Compliances

A detailed report on Corporate Governance as stipulated under SEBI (Listing Obligations and Disclosure Requirements) Regulations, 2015 is attached to the Annual Report.

- a) The credit ratings assigned to the various financial facilities / instruments of the Company during the Financial Year 2022-23 is provided in the Corporate Governance Report forming part of this Annual Report.
- b) The details of the Meetings of the Board of Directors and the Audit Committee forms part of the Corporate Governance Report appearing separately in the Annual Report. Further, there has been no instance during the FY under report where the Board has not accepted the recommendations of the Audit Committee.
- c) The details of Composition of Board & Committees forms part of the Corporate Governance Report appearing separately in the Annual Report.
- d) Pursuant to the provisions of the Companies Act, 2013 and
- a) Your Company has made an application to the Registrar of Companies (ROC) – Delhi & Haryana to grant extension of time for holding the Annual General Meeting of Your Company for the Financial Year ended March 31, 2023. Accordingly, this Annual General Meeting is being convened within the time period allowed by the ROC.
- b) In view of the loss incurred during the Financial Year 2022-23, no dividend has been recommended on equity shares. Also, as per the provisions of SEBI (Listing Obligations and Disclosure Requirements) Regulations, 2015, the Company has formulated a Dividend Distribution Policy which is available on the website of Your Company at www.ifcilttd.com.
- c) During the FY 2022-23, there was no Company which has become or ceased to be Subsidiary, Joint Venture or Associate Company of IFCI Ltd. The Company as on March 31, 2023 has 2 'Material Subsidiaries' viz. Stock Holding Corporation of India Ltd. and IFCI Infrastructure Development Ltd. Policy on Determining Material Subsidiary is available on the website of the Company at www.ifcilttd.com. Details on

performance and financial position of subsidiaries, associates and joint venture during the FY 2022-23 can be referred from **Form AOC-1** forming part of this Annual Report.

- d) During the Financial Year 2022-23, 9,29,36,802 number of Equity Shares were allotted to the Promoters of the Company i.e. Government of India (GoI) at a price of ₹ 10.76 (Rupees Ten and Seventy Six Paise only) [including a premium of ₹ 0.76 (Seventy Six Paise only)] per Equity Share aggregating upto ₹ 100,00,00,000 (Rupees One Hundred Crore). Consequent to the allotment of equity shares, the shareholding of GoI increased from extant 64.86% to 66.35% in FY 2022-23.

Further, 29,36,85,756 number of Equity Shares were allotted to the Promoters of the Company i.e. Government of India (GoI) at a price of ₹ 13.62 (Rupees Thirteen and Sixty Two Paise only) [including a premium of ₹ 3.62 (Rupees Three and Sixty Two Paise only)] per Equity Share aggregating upto ₹ 400,00,00,000 (Rupees Four Hundred Crore) in Financial Year 2023-24. Consequent to the allotment of equity shares in FY 2023-24, the shareholding of GoI increased from 66.35% to 70.32% of the Total Paid-Up Share Capital of the Company (as on April 27, 2023).

Change in the debt structure of the Company during the FY 2022-23 is as under:

Total Number of Securities at the beginning of the year	Issued during the year	Redemption made during the year	Total number of securities at the end of the year
113,92,949	-	65,395	113,27,554

- e) During the Financial Year 2022-23, Your Company had transferred an amount of ₹ 1,30,82,420 and ₹ 2,25,96,911 pertaining to the unclaimed dividend for Financial Year 2014-15 (Final) and 2015-16 (Interim) respectively. Further, 40,78,288 number of equity shares were transferred to IEPF in respect of which dividend has remained unclaimed for 7 consecutive years. Shareholders whose unclaimed dividends/shares have been transferred to IEPF, may claim the same by making an application to the IEPF Authority, in Form No. IEPF-5, available on www.iepf.gov.in.
- f) As the Company is primarily engaged in the business of financing Companies in the capacity of being a Non-Banking Financial Company, therefore the provisions of Section 186 [except for subsection (1)] of the Companies Act, 2013 are not applicable to the Company.
- g) Your Company did not raise any public deposit during the year.
- h) During the FY 2022-23, there were no significant or material orders passed by Regulators or Court impacting the going concern status of the Company. Further, there has been no change in the business of the Company during the reporting period. Further, there have been no material changes and commitments which affect the financial position of Your Company between the end of financial year and date of Board's Report.
- i) Pursuant to Notification dated June 5, 2015 issued by the Ministry of Corporate Affairs, Government Companies are exempted from the disclosure requirements of Section 197 of the Companies Act, 2013. Therefore, such particulars have not been included in Board's Report. Further, no Director of the Company, including MD&CEO, was paid any commission during the FY 2022-23 by any of the Subsidiaries of Your Company, on whose Boards they were Directors as nominees of Your Company.
- j) Pursuant to the provisions of the Companies Act, 2013 (to

the extent applicable) and Listing Regulations, the Company had framed a Nomination and Remuneration Policy. However, pursuant to the exemption granted to Government Companies vide Notification No. F.No. 1/2/2014-CL.V dated June 5, 2015, issued by The Ministry of Corporate Affairs, the Policy has not been made part of Board's Report.

- k) Pursuant to the provisions of the Companies Act, 2013, the Annual Return of the Company is available on the website of the Company at www.ifcilttd.com
- l) All Related Party Transactions entered into during the year under report were in Ordinary Course of the Business and at Arm's Length basis. No Material Related Party Transactions were entered into during the year by Your Company. Accordingly, the disclosure of Related Party Transactions as required under Section 134(3)(h) of the Companies Act, 2013, in Form AOC-2 is not applicable and hence do not form part of the Board's Report.
- m) The performance evaluation of the Board, its Committees and individual Directors was conducted by the Nomination and Remuneration Committee and the Board. The focus areas of improvements mentioned by the Directors included Structure of the Board / Composition of the Committees which are non-compliant as per the statutory requirements. Since, there was no Independent Director on the Board of the Company during the Financial Year 2022-23 hence, no Meeting of the Independent Directors could be held. Communications requesting appointment of requisite number of Independent Directors have been sent to the Department of Financial Services being the Administrative Ministry In-Charge and the appointments are awaited. Meanwhile, considering our request 1(one) Independent Director Shri Umesh Kumar Garg, has been appointed on the Board by GoI.
- n) No application was made or any proceedings was pending against Your Company under the Insolvency and Bankruptcy Code, 2016, during the year under report.
- o) Details of the Debenture Trustee(s) for the debt securities issued by Your Company are as under:

Name of Debenture Trustee	Contact Details
Axis Trustee Services Limited	The Ruby, 2nd Floor, SW 29 Senapati Bapat Marg, Dadar West Mumbai - 400028 Phone no : +91 022 6230 0451 E-mail: debenturetrustee@axistrustee.in Website: www.axistrustee.in
IDBI Trusteeship Services Limited	Universal Insurance Building, Ground Floor, Sir P M Road, Fort, Mumbai - 400 001 Phone nos: 022 66311776 E-mail: itsl@idbitrustee.com Website: www.idbitrustee.com
Centbank Financial Services Limited	3 rd Floor (East Wing) Central Bank of India, MMO Building 55 M G Road, Mumbai - 400 001 Phone no: (022) 2261 6217 E-mail: info@cfsl.in ; complaints@cfsl.in Website: www.cfsl.in

Auditors

M/s M K Aggarwal & Co. (DE0500) (Firm Reg. No. 001411N) was appointed by the Comptroller & Auditor General of India (C&AG) as Statutory Auditors of Your Company for Financial Year 2022-23. Further, C&AG has appointed M/s S Mann and Company (DE1161) (Firm Reg. No. 000075N) as Statutory Auditors of Your

Company for FY 2023-24. As per the requirement of Section 148 of the Companies Act, 2013, the requirement of Cost Audit is not applicable to the Company.

Qualifications, Reservation or Adverse Remarks or Disclaimer made by the Statutory Auditors

The Standalone and Consolidated Financial Results of the Company for the Financial Year 2022-23 were unqualified by the Statutory Auditors of the Company. However, the Statutory Auditors provided for certain 'Emphasis of Matter'. The complete Auditors' Report on the Standalone and Consolidated Financial Statements forms part of the Annual Report.

M/s Agarwal S. & Associates, Company Secretaries was appointed as Secretarial Auditor of the Company for the Financial Year 2022-23. The observations of the Secretarial Auditor along with Management Reply is as under:

S. No.	Observations of Secretarial Auditor	Management Reply
a.	Non-compliance of Regulation 17(1)(a) of Securities and Exchange Board of India (Listing Obligations and Disclosure Requirements) Regulations, 2015, the Company shall have at least one Independent Woman Director during the period from April 01, 2022 to March 31, 2023.	As per the applicable provision of Regulation 17(1)(a) of SEBI Listing Regulation, 2015, the Board of Directors shall have at-least 1 Woman Independent Director. In this regard, this is to submit that as per the provisions of Regulation 149(6)(a) of the Companies Act, 2013, the power to appoint Independent Directors including Woman Independent Director vests with the Ministry administratively in-charge of the Company i.e. Department of Financial Services, MOF, MOF, DFS, being the Ministry administratively in-charge of the Company, is seized of the matter as request for appointment of Independent Directors, has already been sent to MOF, DFS. The appointment of requisite number of Independent Directors is awaited. Once the appointment of Woman Independent Director is made by the Department of Financial Services, the abovementioned provisions will be complied with.
b.	Non-Compliance of Section 149 (4) of Companies Act, 2013 and Regulation 17(1)(b) of Securities and Exchange Board of India (Listing Obligations and Disclosure Requirements) Regulations, 2015, the Company shall have requisite no. of Independent Directors on the Board of Company from April 01, 2022 to March 31, 2023.	In the absence of Independent Directors on the Board of the Company, the Company is not in compliance of the provisions of Section 149 (4) of Companies Act, 2013 and Regulation 17(1)(b) of SEBI (Listing Obligations and Disclosure Requirements) Regulations, 2015. As mentioned in point (a) above, in terms of Section 149(6)(a) of the Companies Act, 2013, IFCI being a Government Company, the power to appoint the Independent Directors vest with the Administrative Ministry in-Charge i.e. Ministry of Finance (MOF), Department of Financial Services (DFS). As stated above DFS has been already requested to appoint requisite number of Independent Directors. Once the requisite number of Independent Directors are appointed, the provisions will be complied with.

S. No.	Observations of Secretarial Auditor	Management Reply
c.	Non-compliance of Regulations 17(10) and 25(4) of Securities and Exchange Board of India (Listing Obligations and Disclosure Requirements) Regulations, 2015, in the absence of Independent Directors, no separate meeting was held during the financial year. Accordingly, performance evaluation for/by the Independent Directors was not carried out.	In the absence of Independent Directors on the Board of the Company, the performance evaluation of and by Independent Directors as envisaged under Regulation 17(10) & 25(4) of Securities and Exchange Board of India (Listing Obligations and Disclosure Requirements) Regulations, 2015, could not be carried out.
d.	Non-Compliance of Section 177(2) & 178(1) of Companies Act, 2013 and Regulation 18(1)(b), 19(1)(b)&(c), 20(2A) and 21 of Securities and Exchange Board of India (Listing Obligations and Disclosure Requirements) Regulations, 2015, the composition of Audit Committee, Nomination and Remuneration Committee, Stakeholders' Relationship Committee and Risk Management Committee were not complied with the statutory requirements during the period from April 01, 2022 to March 31, 2023.	Due to the absence of Independent Directors on the Board of the Company, the Audit Committee, Nomination and Remuneration Committee, Stakeholders' Relationship Committee and Risk Management Committee were constituted without the Independent Directors and the Company was not in compliance of Section 177(2) & 178(1) of the Companies Act, 2013 and Regulation 18(1)(b), 19(1)(b) & (c), 20(2A) and 21 of the Securities and Exchange Board of India (Listing Obligations and Disclosure Requirements) Regulations, 2015. Once the requisite number of Independent Directors are appointed by Department of Financial Services, the Committees will accordingly be constituted.

The Secretarial Audit Report of the Company along with the Secretarial Audit Reports of the 'Material Subsidiaries' i.e. M/s IFCI Infrastructure Development Limited and M/s Stock Holding Corporation of India Limited for the Financial Year ended March 31, 2023, are enclosed at **Annexure – II**.

Comments of Comptroller & Auditor General of India

The comments of Comptroller & Auditor General of India (C&AG) along with Consolidated IFCI's Comments on C&AG Supplementary Audit observations will be enclosed at **Annexure-III**.

Directors Responsibility Statement

Pursuant to the requirement under Section 134 of the Companies Act 2013, with respect to Directors' Responsibility Statement, it is hereby confirmed that:

- In the preparation of the annual accounts, the applicable accounting standards had been followed along with proper explanation relating to material departures;

- (ii) The Directors had selected such accounting policies and applied them consistently and made judgments and estimates that are reasonable and prudent so as to give a true and fair view of the state of affairs of the Company at the end of the Financial Year and of the profit and loss of the Company for that period;
- (iii) The Directors had taken proper and sufficient care for the maintenance of adequate accounting records in accordance with the provisions of this Act for safeguarding the assets of the Company and for preventing and detecting fraud and other irregularities;
- (iv) The Directors had prepared the annual accounts on a going concern basis;
- (v) The Directors had laid down internal financial controls to be followed by the company and that such internal financial controls are adequate and were operating effectively;
- (vi) The Directors had devised proper systems to ensure compliance with the provisions of all applicable laws and that such systems were adequate and operating effectively.

Appreciation

Your Directors wish to express gratitude for the cooperation, guidance and support from the Ministry of Finance, various other Ministries and Departments of the Government of India, The Reserve Bank of India, The Securities and Exchange Board of India, the Stock Exchanges and other regulatory bodies, the Comptroller & Auditor General of India and the State Governments. Your Directors also acknowledge the valuable assistance and continued cooperation received from all banks, financial institutions, overseas correspondent banks, other members of the banking fraternity and investors. Your Directors would also like to express their appreciation for the efforts and dedicated service put in by the employees at all levels of Your Company.

Arvind Kumar Jain

Director
DIN: 07911109
Address: IFCI Tower
61, Nehru Place
New Delhi - 110019

Manoj Mittal

Managing Director and
Chief Executive Officer
DIN: 01400076
Address: IFCI Tower
61, Nehru Place
New Delhi - 110019

Dated: November 08, 2023

ANNUAL REPORT ON CORPORATE SOCIAL RESPONSIBILITY

1. Brief outline on CSR Policy of the Company
 - (i) IFCI Ltd. (IFCI) since its inception in 1948 had a vision to empower the community through socio-economic development of the country as a whole. The objective of IFCI CSR Policy is mainly as under:
 - Support activities which aim at creating physical infrastructure/assets (comprising at least upto 70% of its total funds entrusted to ISF), so as to ensure better monitoring and sustainability.
 - Support activities to drive measurable change in the communities, we work with and strive to create a positive impact through our initiatives on hunger & malnutrition, poverty, health & sanitation, education & skill development, employment & technology incubation, rural development, women empowerment and elderly care.
 - (ii) During FY 2022-23, as the Average Net Profit of IFCI for immediate three preceding years was negative, IFCI was not required (under Companies Act, 2013) to allocate any amount for CSR activities. The CSR Policy for FY 2018-19 was continued to be followed in FY 2022-23 as was done in the previous FY 2021-22. No separate Policy was drafted in FY 2022-23.

2. Composition of CSR Committee (as on March 31, 2023):- In view of the insertion of the section 135(9) of the Companies Act, 2013 and in light of the negligible CSR Spending of IFCI due to losses in the last 3 FY's, the extant CSR Committee had been discontinued with and the functions of the CSR Committee are being discharged by the Board. The decision has been made effective w.e.f. June 23, 2021.

3. Provide the Web-link where Composition of CSR Committee, CSR Policy and CSR Projects approved by the Board are disclosed on the website of the company.

S. No.	Particulars	Web-Link
1	CSR Committee	As per Section 135(5) and 135(9) of Companies Act, 2013 and in view of the losses in previous Financial Years and negligible CSR Spending of the Company, the CSR Committee of Directors had been discontinued w.e.f. June 23, 2021
2	CSR Policies	https://www.ifcilttd.com/?q=en/content/our-csr-policy
3	CSR Projects	https://www.ifcilttd.com/?q=en/content/our-csr-policy

4. Provide the executive summary along with web-link(s) of impact Assessment of CSR projects carried out in pursuance of sub-rule (3) of rule 8, if applicable. **Not Applicable**

5. (a) Average net profit of the company as per sub-section (5) of section 135 – (₹ 5656.48 cr.)
 (b) Two percent of average net profit of the company as per sub-section (5) of section 135 – NIL
 (c) Surplus arising out of the CSR projects or programmes or activities of the previous financial years – NIL
 (d) Amount required to be set off for the financial year, if any – NIL
 (e) Total CSR obligation for the financial year [(b)+(c)-(d)]- NIL
6. (a) Amount spent on CSR Projects (both Ongoing Projects and other than ongoing projects) – ₹ 70,91,966/-
 (b) Amount spent in Administrative Overheads- NIL
 (c) Amount spent on Impact Assessment, if applicable – NIL
 (d) Total amount spent for the Financial Year [(a)+(b)+(c)] – ₹ 70,91,966/-
 (e) CSR amount spent or unspent for the financial year:

Total Amount Spent for the Financial Year (in ₹) @ ₹ 70,91,966/-	Amount Unspent (in ₹)				
	Total Amount transferred to Unspent CSR Account as per sub section (6) of section 135		Amount transferred to any fund specified under Schedule VII as per second proviso to sub section (5) of section 135		
	Amount (in ₹)	Date of Transfer	Name of the Fund	Amount (In ₹)	Date of Transfer
	NIL	-	NIL	NIL	-

- f) Excess amount for set off, if any – NIL

Sl. No.	Particulars	Amount (in ₹)
(1)	(2)	(3)
1.	Two percent of average net profit of the company as per Section 135(5)	NIL
2.	Total amount spent for the Financial Year	70,91,966/-
3.	Excess amount spent for the Financial Year (2-1)	NIL
4.	Surplus arising out of the CSR projects or programmes or activities of the previous financial years, if any	NIL
5.	Amount available for set off in succeeding financial years (iii-iv)	NIL

7. (a) Details of Unspent Corporate Social Responsibility amount for the preceding three financial years:

Sl. No.	Preceding Financial Year (s) **	Amount transferred to Unspent CSR Account under sub section (6) of section 135 (in ₹)	Balance Amount in Unspent CSR Account under sub-section (6) of section 135 (in ₹)	Amount spent in the FY. (in ₹)	Amount transferred to a fund as specified under Schedule VII as per second proviso to sub section (5) of section 135 if any		Amount remaining to be spent in succeeding Financial Years (in ₹)	Deficiency, if any
					Amount (in ₹)	Date of transfer		
1	2018-19	45,70,533/-	0	25,66,966/-	-	-	Nil	-
2	2019-20	41,32,750/-	0	39,75,000/-	-	-	Nil	-
3	2020-21	5,50,000/-	0	5,50,000/-	-	-	Nil	-

** Pursuant to the Companies (Corporate Social Responsibility Policy) Amendment Rules, 2021, unspent CSR fund accounts were opened for ongoing CSR projects and unspent funds were transferred to the said accounts on 28/04/2021. There was no unspent amount for the FY 2021-22.

8. Whether any capital assets have been created or acquired through Corporate Social Responsibility amount spent in the Financial Year: **No**
If yes, enter the number of Capital assets created/acquired - **Not Applicable.**
Furnish the details relating to such assets(s) so created or acquired through Corporate Social Responsibility amount spent in the Financial Year: **Not Applicable.**
9. Specify the reason(s), if the company has failed to spend two percent of the average net profit as per sub section (5) of section 135 – As the average net profit of the Company for last three preceding years was negative, the Company was not required to allocate any CSR Budget, hence **Not Applicable**

(Manoj Mittal)
MD & CEO
DIN: 01400076

SECRETARIAL AUDIT REPORT

FOR THE FINANCIAL YEAR ENDED ON 31ST MARCH, 2023

Pursuant to Section 204(1) of the Companies Act, 2013 read with
Rule 9 of the Companies (Appointment and Remuneration of Managerial Personnel) Rules, 2014

To
The Members
IFCI LIMITED

Regd. Office: IFCI Tower
61, Nehru Place, New Delhi – 110019

We have conducted the Secretarial Audit of the compliance of applicable statutory provisions and the adherence to good corporate practices by **IFCI LIMITED** (hereinafter called 'the Company' or 'IFCI'). Secretarial Audit was conducted in a manner that provided us a reasonable basis for evaluating the corporate conducts/statutory compliances and expressing our opinion thereon.

Based on our verification of the Company's books, papers, minute books, forms and returns filed and other records maintained by the Company and also the information provided by the Company, its officers, agents and authorized representatives during the conduct of secretarial audit, we hereby report that in our opinion, the Company has, during the audit period covering the financial year ended on 31st March, 2023 complied with the statutory provisions listed hereunder and also that the Company has proper Board- processes and Compliance-mechanism in place to the extent, in the manner and subject to the reporting made hereinafter:

We have examined the books, papers, minute books, forms and returns filed and other records maintained by the Company for the financial year ended on 31st March, 2023 according to the provisions of:

- (i) The Companies Act, 2013 (the Act) and the rules made thereunder;
- (ii) The Securities Contracts (Regulation) Act, 1956 ('SCRA') and the rules made thereunder;
- (iii) The Depositories Act, 1996 and the Regulations and Bye-laws framed thereunder;
- (iv) Foreign Exchange Management Act, 1999 and the rules and regulations made thereunder to the extent of Foreign Direct Investment, Overseas Direct Investment and External Commercial Borrowings;
- (v) The following Regulations and Guidelines prescribed under the Securities and Exchange Board of India Act, 1992 ('SEBI Act'), as applicable:-
 - (a) The Securities and Exchange Board of India (Substantial Acquisition of Shares and Takeovers) Regulation, 2011;
 - (b) The Securities and Exchange Board of India (Prohibition of Insider Trading) Regulations, 2015;
 - (c) The Securities and Exchange Board of India (Issue of Capital and Disclosure Requirements) Regulations, 2018;
 - (d) The Securities and Exchange Board of India (Share Based Employee Benefits and Sweat Equity) Regulations, 2021.
 - (e) The Securities and Exchange Board of India (Issue and Listing of Non-Convertible Securities) Regulations, 2021;
 - (f) The Securities and Exchange Board of India (Registrars to an Issue and Share Transfer Agents) Regulations, 1993 regarding the Companies Act and dealing with client;
 - (g) The Securities and Exchange Board of India (Delisting of Equity Shares) Regulations, 2021; and
 - (h) The Securities and Exchange Board of India (Buyback of Securities) Regulations, 2018;
 - (i) The Securities and Exchange Board of India (Depositories and Participants) Regulations, 2018
- (vi) Compliances/processes/systems under other specific applicable Laws (as applicable to the industry) to the Company are being verified on the basis of periodic certificate under internal Compliance system submitted to the Board of Directors of the Company.

We have also examined compliance with the applicable clauses of the following:

- (i) Secretarial Standards, as amended from time to time, issued by the Institute of Company Secretaries of India.- *Generally complied with*
- (ii) The Securities and Exchange Board of India (Listing Obligations & Disclosure Requirements) Regulations, 2015 with National Stock Exchange of India Limited & BSE Limited.

During the period under review the Company has complied with the provisions of the Act, Rules, Regulations, Guidelines, Standards etc. mentioned above subject to the following observations:

- (a) *Non-compliance of Regulation 17(1)(a) of Securities and Exchange Board of India (Listing Obligations and Disclosure Requirements) Regulations, 2015, the Company shall have at least one Independent Woman Director during the period from April 01, 2022 to March 31, 2023.*
- (b) *Non-Compliance of Section 149 (4) of Companies Act, 2013 and Regulation 17(1)(b) of Securities and Exchange Board of India (Listing Obligations and Disclosure Requirements) Regulations, 2015, the Company shall have requisite no. of Independent Directors on the Board of Company from April 01, 2022 to March 31, 2023.*
- (c) *Non-compliance of Regulations 17(10) and 25(4) of Securities and Exchange Board of India (Listing Obligations and Disclosure Requirements) Regulations, 2015, in the absence of Independent Directors, no separate meeting was held during the financial year. Accordingly, performance evaluation for/by the Independent Directors was not carried out.*
- (d) *Non-Compliance of Section 177(2) & 178(1) of Companies Act, 2013 and Regulation 18(1)(b), 19(1)(b) & (c), 20(2A) and 21 of Securities and Exchange Board of India (Listing Obligations and Disclosure Requirements) Regulations, 2015, the composition of Audit Committee, Nomination and Remuneration Committee, Stakeholders' Relationship Committee and Risk Management Committee were not complied with the statutory requirements during the period from April 01, 2022 to March 31, 2023.*

We further report that the Board of the Company is required to be constituted as per provisions of the Companies Act, 2013 and Securities and Exchange Board of India (Listing Obligations and Disclosure Requirements) Regulations, 2015. During the period under review, there were no Independent Director on the Board of the Company. The changes in the composition of the Board of Directors that took place during the period under review were carried out in compliance with the provisions of the Act.

As per the representation received, DPE guidelines are not applicable on the Company as IFCI's name is not appearing in the list of CPSE available at dipam.gov.in.

Generally, adequate notice is given to all Directors to schedule the Board Meetings. Agenda and detailed notes on agenda were generally sent at least seven days in advance, and a system exists for seeking and obtaining further information and clarifications on the agenda items before the meeting and for meaningful participation at the meeting from Directors.

All the decisions made in the Board/Committee meeting(s) were carried out with unanimous consent of all the Directors/Members present during the meeting and dissent / abstinence, if any, have been duly recorded in the Minutes.

We further report that the Company has complied with the SDD compliances as per the Regulation 3(5) and 3(6) of SEBI (PIT) Regulations, 2015.

We further report that there are adequate systems and processes in the Company commensurate with the size and operations of the Company to monitor and ensure compliance with applicable laws, rules, regulations and guidelines.

We further report that the National Stock Exchange of India Limited and BSE Limited have levied monetary fines for non-compliance under Regulation 17(1), 17(2A), 18 (1), 19(1)/19(2), 20(2)/20(2A), 21, 50 and 60(2) of the Securities and Exchange Board of India (Listing Obligations and Disclosure requirements) Regulations, 2015 against which the Company has submitted replies along with the request to waive fines imposed on the Company and not to take any other action on the Company.

We further report that during the audit period, there were no specific events/actions having a major bearing on the Company's affairs in pursuance of the above referred laws.

For Agarwal S. & Associates,
Company Secretaries,
ICSI Unique Code: P2003DE049100
Peer Review Cert. No.: 2725/2022

CS Anjali
Partner
ACS No.: 65330
CP No.: 26496

Place: New Delhi

Date: 16.05.2023

UDIN: A065330E000317934

This report is to be read with our letter of even date which is annexed as "Annexure A" and forms an integral part of this report.

To,
The Members,
IFCI LIMITED

Regd. Office: IFCI Tower, 61, Nehru Place, New Delhi – 110019

Our report of even date is to be read along with this letter.

1. Maintenance of secretarial records is the responsibility of the management of the Company. Our Responsibility is to express an opinion on these secretarial records, based on our inspection of records produced before us for Audit.
2. We have followed the audit practices and processes as were appropriate to obtain reasonable assurance about the correctness of the contents of the secretarial records. The verification was done on test basis to ensure that correct facts are reflected in secretarial records. We believe that the processes and practices, we followed provide a reasonable basis for our opinion.
3. We have not verified the correctness and appropriateness of financial records and Books of Accounts of the Company and our report is not covering observations/comments/ weaknesses already pointed out by the other Auditors.
4. Wherever required, we have obtained the Management representation about the compliance of laws, rules and regulation and happening of events etc.
5. The Compliance of the provisions of corporate and other applicable laws, rules, regulations, standards is the responsibility of management. Our examination was limited to the verification of procedures on test basis and to give our opinion whether Company has proper Board-processes and Compliance-mechanism in place or not.
6. The Secretarial Audit Report is neither an assurance as to future viability of the Company nor of the efficacy or effectiveness with which the management has conducted the affairs of the Company.

For **Agarwal S. & Associates,**
Company Secretaries,
ICSI Unique Code: P2003DE049100
Peer Review Cert. No.: 2725/2022

Place: New Delhi
Date: 16.05.2023

CS Anjali
Partner
ACS No.: 65330
CP No.: 26496

FORM NO. MR – 3
SECRETARIAL AUDIT REPORT
FOR THE FINANCIAL YEAR ENDED 31st MARCH, 2023
[Pursuant to Section 204(1) of the Companies Act, 2013 and Rule No. 9 of the Companies
(Appointment and Remuneration of Managerial Personnel) Rules, 2014]

To,
The Members
IFCI Infrastructure Development Limited
CIN: U45400DL2007GO1169232
IFCI Tower, 61 Nehru Place, New Delhi -110019.

We have conducted Secretarial Audit of compliance with the applicable statutory provisions and adherence to good corporate practices by **IFCI Infrastructure Development Limited** (hereinafter called '**the Company**') for the Financial Year ended on 31st March, 2023. Secretarial Audit was conducted in a manner that provided us a reasonable basis for evaluating the corporate conducts / statutory compliances and expressing our opinion thereon.

Based on our verification of the Company's books, papers, minute books, forms and returns filed and other records maintained by the Company and also the information provided by the Company, its officers, agents and authorized representatives during the conduct of secretarial audit, We hereby report that in our opinion, the Company has, during the audit period covering the **Financial Year ended on 31st March, 2023 ('Audit Period')** complied with the statutory provisions listed hereunder and also that the Company has proper Board-processes and compliance-mechanism in place to the extent, in the manner and subject to the reporting made hereinafter:

We report that, we have examined the books, papers, minute books, forms and returns filed and other records maintained by the Company for the financial year ended on 31st March, 2023 according to the provisions of (as amended):

1. The Companies Act, 2013 ('the Act') and the Rules made there under read with notifications, exemptions and clarifications thereto;
2. The Securities Contracts (Regulation) Act, 1956 ('SCRA') and the rules made there under;
3. The Depositories Act, 1996 and the Regulations and bye-laws framed there under;
4. Foreign Exchange Management Act, 1999 and the rules and regulations made there under to the extent of Foreign Direct Investment, Overseas Direct Investment, External Commercial Borrowings- **[Not Applicable to the Company during the Audit Period under review]**;
5. The following Regulations and Guidelines prescribed under the Securities and Exchange Board of India Act, 1992 ('SEBI Act'): -
 - (a) The Securities and Exchange Board of India (Substantial Acquisition of Shares and Takeovers) Regulations, 2011- **[Not Applicable to the Company during the Audit Period under review]**;
 - (b) The Securities and Exchange Board of India (Prohibitions of Insider Trading) Regulations, 2015- **[Not Applicable to the Company during the Audit Period under review]**;
 - (c) The Securities and Exchange Board of India (Issue of Capital and Disclosure Requirements) Regulations, 2018- **[Not Applicable to the Company during the Audit Period under review]**;
 - (d) The Securities and Exchange Board of India (Share Based Employee Benefits) Regulations, 2014- **[Not Applicable to the Company during the Audit Period under review]**;
 - (e) The Securities and Exchange Board of India (Issue and Listing of Debt Securities) Regulations, 2008- **[Not Applicable to the Company during the Audit Period under review]**;
 - (f) The Securities and Exchange Board of India (Registrars to an Issue and Share Transfer Agents) Regulations, 1993 regarding the Companies Act and dealing with client- **[Not Applicable to the Company during the Audit Period under review]**;
 - (g) The Securities and Exchange Board of India (Delisting of Equity Shares) Regulations, 2009- **[Not Applicable to the Company during the Audit Period under review]**;
 - (h) The Securities and Exchange Board of India (Buyback of Securities) Regulations, 2018- **[Not Applicable to the Company during the Audit Period under review]**;
 - (i) The Securities and Exchange Board of India (Listing Obligations and Disclosure Requirements) Regulations, 2015- **[Not Applicable to the Company during the Audit Period under review]**;

We further report that, we have also examined, on test-check basis, the relevant documents and records maintained by the Company according to the following laws applicable specifically to the Company:

- (i) Real Estate (Regulation and Development) Act, 2016;
- (ii) The Sexual Harassment of Women at Workplace (Prevention, Prohibition and Redressal) Act, 2013;
- (iii) The Employer's Provident fund & Miscellaneous Provisions Act, 1952;
- (iv) The Maternity Benefit Act, 1961.

Based on such examination and having regard to the compliance system prevailing in the Company, the Company has complied with the provisions of the above laws during the audit period.

We have also examined compliance with the applicable clauses of the following:

1. Secretarial Standards issued by the Institute of Company Secretaries of India-**Complied with.**
2. The Securities and Exchange Board of India (Listing Obligations and Disclosure Requirements) Regulations, 2015- **[Not Applicable to the Company during the Audit Period under review]**.

During the Financial Year under report, the Company has generally complied with the provisions of the applicable Acts, Rules, Regulations, Guidelines, Secretarial Standards etc. as mentioned above.

We further report that during the audit period under review:

1. The Board of Directors of the Company is duly constituted with proper balance of executive directors, non-executive directors and woman director. The changes in the composition of the Board of Directors that took place during the period under review were carried out in compliance with the provisions of the Act.
2. Adequate Notice was given to all Directors to schedule the Board meetings and the agenda and detailed notes on agenda was sent at least seven days in advance. However, a system exists for seeking and obtaining further information and clarifications on the agenda items before the meeting and for meaningful participation at the meeting.
3. All the decisions made in the Board/Committee meeting(s) were carried out with unanimous consent of all the Directors/Members present during the meeting and dissent, if any, have been duly incorporated in the Minutes.
4. There seems to be adequate systems and processes in the Company commensurate with the size and operations of the Company to monitor and ensure compliances with applicable laws, rules, regulations and guidelines.
5. No specific events / actions having a major bearing on the company's affairs in pursuance of the above referred laws, rules, regulations, guidelines, standards, etc. referred to above has occurred in the Company other than mentioned above.

For Surya Gupta & Associates
Company Secretaries

Suryakant Gupta
Practicing Company Secretary
C.P. No.: 10828
M. No.: F9250
UDIN: F009250E000713745
Peer Review No.: 907/2020

Date: July 31, 2023
Place: New Delhi

Note: This report is to be read with letter of even date by the secretarial auditor, which is annexed as '**Annexure A**' and forms an integral part of this report.

To,

The Members

IFCI Infrastructure Development Limited

CIN: U45400DL2007GOI169232

IFCI Tower, 61 Nehru Place, New Delhi -110019.

Our Secretarial Audit Report of even date is to be read along with this letter.

Management's Responsibility:

1. It is the responsibility of the management of the Company to maintain the secretarial records, and to devise proper systems, to ensure compliance with the provisions of all applicable laws and regulations and to ensure that the systems are adequate and operate effectively.

Auditor's Responsibility:

2. Our responsibility is to express an opinion on these secretarial records, standards and procedures followed by the Company with respects to Secretarial Compliances.
3. We have followed the audit practices and processes as were appropriate to obtain reasonable assurance about the correctness of the contents of the Secretarial records. Verification was done on test basis to ensure that correct facts are reflected in secretarial records. We believe that the processes and practices, we followed provide a reasonable basis for our opinion.
4. We have not verified the correctness and appropriateness of financial records and Books of Accounts of the company.
5. Wherever required, we have obtained the Management representations about the compliance of laws, rules and regulations & happening of events etc.
6. Our examination was limited to the verification of procedures on test basis.

Disclaimer

The Secretarial Audit Report is neither an assurance as to the future viability of the company nor of the efficacy or effectiveness with which the management has conducted the affairs of the company.

For Surya Gupta & Associates
Company Secretaries

Suryakant Gupta
Practicing Company Secretary
C.P. No.: 10828
M. No.: F9250
UDIN: F009250E000713745
Peer Review No.: 907/2020

Date: July 31, 2023

Place: New Delhi

FORM NO MR-3
SECRETARIAL AUDIT REPORT
FOR THE FINANCIAL YEAR 1ST APRIL 2022 to 31ST MARCH, 2023
[Pursuant to Section 204(1) of the Companies Act 2013 and rule No.9 of Companies
(Appointment and Remuneration Personnel) Rules, 2014]

To,
The Members,
Stock Holding Corporation of India Limited,
Centre Point, Unit No. 301, 3rd Floor
Dr. B. Ambedkar Road, Parel – 400012

We have conducted the secretarial audit of the compliance of applicable statutory provisions and the adherence to good corporate practices by **Stock Holding Corporation of India Limited (CIN: U67190MH1986GOI040506)** (hereinafter called the “Company”). Secretarial audit was conducted in a manner that provided us a reasonable basis for evaluating the corporate conducts/statutory compliances and expressing our opinion thereon.

Based on our verification of the Company’s books, papers, minute books, forms and returns filed and other records maintained by the Company and also the information provided by the Company, its officers, agents and authorized representatives during the conduct of the Secretarial Audit, We hereby report that in our opinion, the Company has during the audit period covering the financial year ended on 31st March, 2023 complied with the statutory provisions listed hereunder and also that the Company has proper Board- processes and compliance mechanism in place to the extent, in the manner and subject to the reporting made hereinafter.

We have conducted the secretarial audit of the compliance of applicable statutory provisions and the adherence to good corporate practices by the Company. Secretarial Audit was conducted in a manner that provided me a reasonable basis for evaluating the corporate conducts/statutory compliances and expressing our opinion thereon.

- I.** We have examined the books, papers, minute books, forms and returns filed, reports issued by various fellow professionals and other applicable records and registers and maintained by the Company for the Financial Year from 1st April, 2022 to 31st March, 2023 according to the provisions of:
1. The Companies Act, 2013 (“the Act”) and the rules made there under;
 2. SEBI Custodian of Securities Regulations, 1996;
 3. The Securities Contract Regulation Act, 1956 (“SCRA”) and the rules made thereunder;
 4. The Depositories Act, 1996 and the Regulations and Bye-laws framed thereunder;
 5. Foreign Exchange Management Act, 1999 and the rules and regulations made thereunder to the extent of Foreign Direct Investment, Overseas Direct Investment and External Commercial Borrowings;
 6. The Securities and Exchange Board of India (Depositories and Depositories Participants) Regulations, 2021;
 7. The Securities and Exchange Board of India (Research Analysts) Regulation, 2014;
 8. Insurance Regulatory and Development Authority of India (Registration of Corporate Agents) Regulations, 2015;
 9. The Securities and Exchange Board of India (Intermediaries) Regulation, 2008;
 10. The Securities and Exchange Board of India (Prohibition of Insider Trading) Regulation, 2015;
 11. Code of Conduct for Mutual Fund Distributor as per the requirement of AMFI;
 12. Guidelines for Operational Activities to be followed by Point of Presence (POP) issued by Pension Fund Regulatory and Development Authority
 13. Rules, regulations, Guidelines, Notifications and circulars issued by the Stock Exchange thereon from time to time (to the extent applicable)
 14. Rules, regulations, guidelines, notifications and circulars issued by the Depositories thereon from time to time (to the extent applicable)
- During the period under review the Company has complied with the provisions of the Act, Rules, Regulations, Guidelines, Standards, etc. mentioned above to the extent stated in this Report.
- II.** Provisions of the following Regulations and Guidelines prescribed are not applicable to the Company, for the financial year ended March 31, 2023 under report:
- (a) The Securities and Exchange Board of India (Employee Stock Option Scheme and Employee Stock Purchase Scheme) Guidelines, 1999;
 - (b) The Securities and Exchange Board of India (Registrar to an Issue and Share Transfer Agents) Regulations, 1993;
 - (c) The Securities and Exchange Board of India (Delisting of Equity Shares) Regulations, 2009;
 - (d) The Securities and Exchange Board (Buyback of Securities) Regulations, 1998;
 - (e) The Securities and Exchange Board of India (Issue of Capital and Disclosure Requirements) Regulations, 2009;
 - (f) Pension Fund Regulatory and Development Authority (Custodian of Securities) Regulation, 2014 with effect from 1st April, 2022;
 - (g) Pension Fund Regulatory and Development Authority (Retirement Advisors) Regulation, 2016.
 - (h) The Securities and Exchange Board of India (Substantial Acquisition of Shares and Takeovers) Regulations, 2011; and
 - (i) The Securities and Exchange Board of India (Issue and Listing of Debt Securities) Regulations, 2008;

- III. We have reviewed the information, documents, records, filings and other certificates or confirmations received from fellow professionals for the period under review and the representations made by the company and its officers on the systems, records and compliances under other laws applicable to the Company. The list of major laws applicable to the Company are stated in **Annexure I** to this Report.
- IV. We have examined the compliances of the applicable provisions of Secretarial Standards, I and II as issued by the Institute of Company Secretaries, India and notified by the MCA u/s 118(10) as issued under the Companies Act, 2013.

We further report that:

The Board of Directors of the Company is duly constituted with proper balance of Executive Directors, Non-Executive Directors and Independent Directors. The changes in the composition of the Board of Directors that took place during the year under review were carried out in compliance with the provisions of the Act.

Adequate notice is given to all directors to schedule the Board Meetings, agenda and detailed notes on agenda were sent in advance and a system exists for seeking and obtaining further information and clarifications on the agenda items before the meeting and for meaningful participation at the meeting.

Majority decision is carried through with unanimous consent of all the Board of Directors and recorded as part of the minutes.

We further report that during the year under report, the Company has undertaken following events / action having a major bearing on the Company's affairs in pursuance of the above referred laws, rules, regulations, guidelines, standards, etc. referred to above:

- (1) The Company has recommended the payment of final dividend for the financial year 2021-22, which was approved and declared by the Shareholders at its 35th Annual General Meeting held on 23rd September, 2022. The shareholders of the Company approved the payment of final dividend of 115% on the paid-up share capital of the Company (₹ 11.5/- per equity share) i.e. total dividend of 305% for FY2021-22 +.
- (2) The Company in its 35th Annual General Meeting held on 23rd September, 2022 accorded its consent for extension of tenure of Mr. Ramesh Narayanaswami Gouri Sankaran (DIN: 06932731), Managing Director & CEO for a period of six months i.e. from 14th April, 2022 till 13th October, 2022. However the Company in its 224th Board Meeting held on 10th October, 2022 accorded its consent for further extension of tenure of six months i.e. from 14th October, 2022 to 13th April, 2023. However the term of Mr. Ramesh Narayanaswami Gouri Sankaran ended on 13th April, 2023.
- (3) The Company has transferred an amount of ₹ 7700/- to Investor Education and Protection Fund (IEPF) with respect to the unclaimed final dividend for the FY 2014-15. The Company has transferred an amount of ₹ 8100/- to IEPF with respect to the unclaimed interim dividend for the FY 2015-16. However, the company has raised the ticket on 28th January, 2023 with MCA to rectify the technical glitch in the MCA website for the mapping of the payment.
- (4) The Board of Directors in its meeting held on November 01, 2022 declared payment of interim dividend for the financial year 2022-23 of 235% @ ₹ 23.5 per equity share absorbing an amount of ₹ 49,47,78,400/- towards dividend on the equity shares of the Company. Further, the Company has opened "Interim Dividend cum Unpaid account 2022-23" with IDBI Bank Limited and dividend amount is duly transferred to the said account within seven days from the declaration and accordingly ₹ 16,500/- has been paid to IEPF's Bank account on 11th November, 2022 with respect to the interim dividend payable to the shareholders whose shared have been transferred to IEPF and necessary IEPF 7 form filed within the timelines.
- (5) The Company has during the year has apportioned the CSR Funds for the FY2022-23 as under:
 - (a) ₹ 55,36,092/- to be given to SHCIL Foundation Trust
 - (b) ₹ 50,00,000/- to be given to IFCI Social Foundation (ISF)Further as communicated by IFCI Social Foundation an amount of ₹ 25,05,454/- remains unspent out of the total contribution of ₹ 50,00,000/- made by the Company. Accordingly, a separate unspent CSR Account for FY2022-23 was opened with IDBI Bank wherein ISF remitted the said unspent CSR amount on 28th April, 2023 towards ongoing projects.
- (6) The Company has received matured deposits amounting to ₹ 500 lakhs towards third tranche of Principal Repayment of 9.5% Non - Convertible Debentures deposit from the subsidiary Company i.e. Stockholding Documentation Management Services Limited on 30th August, 2022.

**For, D A Kamat & Co
Company Secretaries**

**P. R. No: 1714/2022
Place: Mumbai
Date: August 10, 2023**

**D A Kamat
Partner
FCS No. 3843
CP No. 4965
UDIN: F008227E000795816**

To,
The Members,
Stock Holding Corporation of India Limited,
Centre Point, Unit No. 301, 3rd Floor
Dr. B. Ambedkar Road, Parel – 400012

Subject: Secretarial Audit Report of the Company for the Financial Year 2022-23

We present herewith the Secretarial Audit Report for Stock Holding Corporation of India Limited, for the Financial Year 2022-23 in terms of Section 204 of the Companies Act, 2013. Our report of even date is to be read along with the following:

1. Maintenance of secretarial record is the responsibility of the management of the company. Our responsibility is to express an opinion on these secretarial records based on our audit.
2. We have followed the audit practices and processes as were appropriate to obtain reasonable assurance about the correctness of the contents of the Secretarial records. The verification was done on test basis to ensure that correct facts are reflected in secretarial records. We believe that the processes and practices, we followed provide a reasonable basis for our opinion.
3. We have not verified the correctness and appropriateness of financial records and Books of Accounts of the company.
4. Where-ever required, we have obtained the Management representation about the compliance of laws, rules and regulations and happening of events etc.
5. The compliance of the provisions of Corporate and other applicable laws, rules, regulations, standards is the responsibility of management. Our examination was limited to the verification of procedures on test basis.
6. The Secretarial Audit report is neither an assurance as to the future viability of the company nor of the efficacy or effectiveness with which the management has conducted the affairs of the company.
7. We have relied on data provided by the Company (physical and electronic) for the purpose of Audit and where suitable data was not available, reliance on the management representation was undertaken.

P. R. No: 1714/2022
Place: Mumbai
Date: August 10, 2023

For, D A Kamat & Co
Company Secretaries

D A Kamat
Partner
FCS No. 3843
CP No. 4965
UDIN: F008227E000795816

ANNEXURE – I: LIST OF OTHER ACTS SPECIFICALLY APPLICABLE TO THE COMPANY

Based on the list of other statutes provided by the Company, taking into consideration the nature of business, the following list of major Acts are applicable to the Company

1. Companies Act, 2013 and the applicable rules made thereunder
2. The Securities and Exchange Board of India (Custodian of Securities) Regulation, 1996
3. The Securities and Exchange Board of India (Depositories and Depositories Participants) Regulation, 2021
4. The Securities and Exchange Board of India (Research Analysts) Regulation, 2014
5. Insurance Regulatory and Development Authority of India (Registration of Corporate Agents) Regulations, 2015
6. The Securities and Exchange Board of India (Intermediaries) Regulation, 2008
7. Prevention of Money Laundering Act, 2002
8. The Maternity Benefit Act, 1961
9. The Payment of Bonus Act, 1965
10. Maharashtra Labour Welfare Fund Act, 1953
11. Payment of Gratuity Act, 1972
12. Employee's Provident Fund & Miscellaneous Provisions Act, 1952
13. Sexual Harassment of Women at Workplace (Prevention, Prohibition and Redressal) Act, 2013
14. Employees' State Insurance Act, 1948
15. Shops and Establishments Act
16. Rules, Regulations, Guidelines, Notifications and Circulars issued by Stock Exchange
17. Rules, Regulations, Guidelines, Notifications and Circulars issued by Depositories
18. SEBI Prohibition of Insider Trading (Regulations), 2015
19. Foreign Exchange Management Act, 1999
20. IFSCA (Capital Market Intermediaries) Regulations, 2021
21. IFSCA (Market Infrastructure Institutions) Regulations, 2021
22. SEBI (Foreign Portfolio Investors) Regulations, 2020
23. SEBI (Stock Brokers) Regulations, 1992

**COMMENTS OF THE COMPTROLLER AND AUDITOR GENERAL OF INDIA
UNDER SECTION 143(6) (b) OF THE COMPANIES ACT, 2013 ON THE FINANCIAL
STATEMENTS OF IFCI LIMITED FOR THE YEAR ENDED 31 MARCH 2023**

The preparation of financial statements of IFCI Limited for the year ended 31 March 2023 in accordance with the financial reporting framework prescribed under the Companies Act, 2013 is the responsibility of the management of the Company. The Statutory Auditor appointed by the Comptroller and Auditor General of India under Section 139(5) of the Act is responsible for expressing opinion on the financial statements under Section 143 of the Act based on independent audit in accordance with the standards on auditing prescribed under Section 143(10) of the Act. This is stated to have been done by them vide their Audit Report dated 25 May 2023.

I, on behalf of the Comptroller and Auditor General of India, have conducted a supplementary audit of the financial statements of IFCI Limited for the year ended 31 March 2023 under Section 143(6) (a) of the Act. This supplementary audit has been carried out independently without access to the working papers of the Statutory Auditor and is limited primarily to inquiries of the Statutory Auditor and company personnel and a selective examination of some of the accounting records.

Based on my supplementary audit, I would like to highlight the following significant matters under Section 143(6) (b) of the Act which have come to my attention and which in my view are necessary for enabling a better understanding of the financial statements and the related audit report:

A. Comments on Profitability

A.1 Assets: Financial Assets

A.1.1 Loans (Note 7): ₹ 1799.19 crore

Loan has been overstated and loss for the year has been understated by ₹ 283.43 crore as detailed below:

- (i) Above includes principal outstanding of ₹ 434.72 crore against M/s Pioneer Gas Power Limited (PGPL) which turned into Non-Performing Asset on 31 March 2018. IFCI has security in the form of first pari-passu charge on the assets of PGPL along with other lenders. As per the latest valuation reports (February 2022) of three valuers, the average fair value (with obsolescence) of the project worked out to ₹ 393.44 crore. The Company approved the reserve price of ₹ 375 crore in line with State Bank of India for sale of the entire assets in June 2022. However, the same could not proceed further and fresh valuation has been called for (May 2023).

As the average fair value of the security is ₹ 393.44 crore, considering IFCI's share of 28.02 per cent, maximum possible recovery is ₹ 110.24 crore (28.02 per cent of ₹ 393.44 crore). Therefore, the balance amount of ₹ 324.48 crore (₹ 434.72 crore minus ₹ 110.24 crore) should have been written off.

Non-writing off the balance amount of ₹ 324.48 crore has resulted in understatement of loss by ₹ 91.50 crore {after adjustment of impairment loss allowance of ₹ 232.98 crore (71.80 per cent)} and overstatement of loan by same amount.

- (ii) On the Company's approaching the National Company Law Tribunal (NCLT) for recovery of outstanding principal dues of ₹ 135.81 crore towards loan given to Gran Electronics Private Limited (GEPL), NCLT ordered (February 2021) liquidation process. Accordingly, the liquidation value was assessed to be ₹ 10.37 crore. The Company received an amount of ₹ 14.79 crore after liquidation of assets and adjusted the same towards interest. As no further recovery is expected, the outstanding principal of ₹ 135.81 crore should have been written off.

Non-writing off the balance amount of ₹ 135.81 crore has resulted in understatement of loss by ₹ 38.30 crore {after adjustment of impairment loss allowance of ₹ 97.51 crore (71.80 per cent)} and overstatement of loan by same amount.

Despite being pointed out during FY 2020-21 and 2021-22 vide comment No. A.1 (ii), no corrective action was taken by the Company.

- (iii) Above includes outstanding principal of ₹ 151.50 crore against Madhucon Infrastructure Limited (MIL) as on 31 March 2023. The Company worked out the maximum recoverable amount as ₹ 31.43 crore only based on securities available with it and accordingly agreed (January 2020) for One Time Settlement (OTS) of ₹ 70 crore which was not honoured by MIL. Therefore, the Company revoked (December 2020) the OTS. A fresh OTS proposal of ₹ 51 crore (including ₹ 3 crore towards interest) was offered (26 August 2022) by MIL. Accordingly, maximum possible recovery is only ₹ 51 crore against the total outstanding of ₹ 151.50 crore. Therefore, the balance amount of ₹ 100.50 crore (₹ 151.50 crore minus ₹ 51 crore) should have been written off.

Non-writing off the balance amount of ₹ 100.50 crore has resulted in understatement of loss by ₹ 28.34 crore {after adjustment of impairment loss allowance of ₹ 72.16 crore (71.80 per cent)} and overstatement of loan by same amount.

Despite being pointed out during FY 2020-21 and 2021-22 vide comment No. A.1 (i) & A.1 (v) respectively, no corrective action was taken by the Company.

- (iv) As per the NCLT decision and resolution plan approved on 8 June 2021, IFCI's claim (1.03 per cent) from Videocon Industries Limited (VIL) was restricted to the maximum of ₹ 70.31 crore against the outstanding dues of ₹ 382.21 crore. Further, as per Management, an amount of ₹ 125 crore in the form of fixed deposits was not considered for distribution among the creditors and an amount of ₹ 302 crore was misclassified under 'unsecured claims instead of secured claims'. Considering the same in favour of the Company, the maximum additional recovery worked out to ₹ 4.40 crore (1.03 per cent of ₹ 427 crore). Thus, the maximum recoverable from VIL worked out to ₹ 74.71 crore only (₹ 70.31 crore plus ₹ 4.40 crore) against the total outstanding amount of ₹ 382.21 crore. Therefore, balance amount of ₹ 307.50 crore (₹ 382.21 crore minus ₹ 74.71 crore) should have been written off.

Non writing off the balance amount of ₹ 307.50 crore has resulted in understatement of loss by ₹ 86.71 crore {after adjustment of impairment loss allowance of ₹ 220.79 crore (71.80 per cent)} and overstatement of loan by same amount.

Despite being pointed out during FY 2020-21 and 2021-22 vide comment No. A.1 (iii) & A.1 (i) respectively, no corrective action was taken by the Company.

- (v) Above includes outstanding principal of ₹ 90.94 crore against Liz Traders and Agents Private Limited (LTAPL). Due to default by LTAPL, a case was filed before Resolution Professional (RP). RP informed that there are no assets other than security and financial assets in the corporate debtor and no business has been conducted for the last 3-4 years. It was observed that IFCI has exclusive charge of a property at Kollum, Kerala only, which is having a fair value of ₹ 32.69 crore only. As no other security is available with the Company, the balance amount of ₹ 58.25 crore (₹ 90.94 crore *minus* ₹ 32.69 crore) should have been written off.

Non-writing off the balance amount of ₹ 58.25 crore has resulted in understatement of loss by ₹ 16.43 crore {after adjustment of impairment loss allowance of ₹ 41.82 crore (71.80 *per cent*)} and overstatement of loan by same amount.

Despite being pointed out during FY 2021-22 vide comment No. A.1 (vii), no corrective action was taken by the Company.

- (vi) Above includes principal outstanding of ₹ 59.21 crore against Arcotech Limited. Due to default by the Company, IFCI filed (April 2019) insolvency petition for recovery of outstanding dues. However due to dilution of priority charge in Corporate Insolvency Resolution Process (CIRP), IFCI decided not to pursue the insolvency petition further and withdrew (August 2022) the same from NCLT.

IFCI has exclusive first charge on property at Bawal (Haryana) with distress sale value of ₹ 83.70 crore (March 2022) and the Company took its possession on 15 March 2022. However, IFCI's efforts for sale of property has not progressed further as the working capital lenders led by Punjab National Bank (PNB) advised that they do not support auction under SARFAESI Act. Therefore, this cannot be pursued further unless minimum 60 per cent lenders agree as per the requirement of section 139(9) of the SARFAESI Act, whereas IFCI only has 14.33 *per cent* voting rights. IFCI has received (16 December 2022) fresh proposal from GLIX Securities Pvt. Ltd.¹ wherein IFCI's share is ₹ 41.64 crore which is subject to the approval of PNB (the lead Bank). IFCI has received ₹ 1.58 crore and is awaiting the balance ₹ 0.50 crore of upfront portion of the settlement amount (being 5 *per cent* of ₹ 41.64 crore).

As the maximum possibility to recover is only ₹ 41.64 crore against the total outstanding of ₹ 59.21 crore, the balance amount of ₹ 17.57 crore (₹ 59.21 crore *minus* ₹ 41.64 crore) should have been written off.

Non-writing off the balance amount of ₹ 17.57 crore has resulted in understatement of loss by ₹ 4.95 crore {after adjustment of impairment loss allowance of ₹ 12.62 crore (71.80 *per cent*)} and overstatement of loan by same amount.

- (vii) Above includes outstanding principal of ₹ 14.10 crore as on 31 March 2023, against Khed Sinnar Expressway Ltd. (KSEL), an SPV constituted under the IL&FS group to implement the National Highway Authority of India (NHAI) project. The project was terminated by NHAI. IL&FS Group filed resolution plan in NCLT which was approved in March 2020. NHAI had paid (June 2022) the termination amount to the project accounts of KSEL and IFCI received (31 March 2023) its share of ₹ 64.11 crore and adjusted the same towards the outstanding principal. As no further recovery is expected, the balance amount of ₹ 14.10 crore should have been written off.

Non-writing off the balance amount of ₹ 14.10 crore has resulted in understatement of loss by ₹ 3.98 crore {after adjustment of impairment loss allowance of ₹ 10.12 crore (71.80 *per cent*)} and overstatement of loan by same amount.

Despite being pointed out during FY 2020-21 and 2021-22 vide comment No. A.1 (v) & A.1 (viii) respectively, no corrective action was taken by the Company.

- (viii) The above includes principal outstanding of ₹ 126.57 crore against Uttam Galva Metallics Limited (UGML). The loan facility was secured by way of exclusive mortgage of a land of 24.44 acre at Vadodara (valuing ₹ 135.63 crore), corporate guarantee of M/s Tensile Steel Limited (land owner) and personal guarantee of promoters (the Uttam Group). Uttam Group inducted (November 2016) PHC Buildcon Private Limited (PBPL) as a co-borrower and developer of the mortgaged land. As the steel sector was facing issues, UGML and Uttam Group as a whole went into liquidity crisis and account turned (June 2018) Non-Performing Asset.

UGML was admitted (July 2018) to NCLT and the approved resolution plan was implemented in December 2020. As per the plan, IFCI received upfront amount of ₹ 11.67 crore, Non-Convertible Debentures (NCDs) of ₹ 28.81 crore, assignment of receivables of ₹ 11.37 crore and debentures of ₹ 0.13 crore which have since been converted into equity shares. IFCI has also been taking recovery measures under SARFAESI Act, however, the same could not proceed further due to status quo direction given (July 2019) by Civil Court, Vadodara. Subsequently, PBPL submitted (September 2022) a proposal for compromise settlement of ₹ 80 crore payable over a period of 15 months. NCDs of ₹ 24.01 crore (out of ₹ 28.81 crore) will continue to be in IFCI's books and would be serviced by the new management (Evoynth Metallics Limited) of UGML. The proposal has been approved (01 May 2023) by the Executive Committee of Directors on the recommendation of the Credit & Operations Committee.

As the maximum possibility to recover is only ₹ 80 crore against the total outstanding of ₹ 102.56 crore, the balance amount of ₹ 22.56 crore (₹ 102.56 crore *minus* ₹ 80 crore) should have been written off.

Non-writing off the balance amount of ₹ 22.56 crore has resulted in understatement of loss by ₹ 6.36 crore {after adjustment of impairment loss allowance of ₹ 16.20 crore (71.80 *per cent*)} and overstatement of loan by same amount.

- (ix) Above includes outstanding principal of ₹ 75.90 crore against C & C Projects Limited. As per the records, resolution plan relating to C & C Projects Limited had elapsed and matter went into liquidation. The liquidation value worked out to ₹ 234 crore and IFCI's share in case of liquidation is only ₹ 0.17 crore. Further, IFCI has charge on the securities² valuing ₹ 51.39 crore. As the maximum possible recovery is ₹ 51.56 crore (₹ 0.17 crore plus ₹ 51.39 crore) against the total outstanding of ₹ 75.90 crore, the balance amount of ₹ 24.34 crore (₹ 75.90 crore *minus* ₹ 51.56 crore) should have been written off.

¹ GLIX Securities Pvt. Ltd. invests in distress assets and has identified Arcotech Limited and has given the proposal to IFCI.

² 12.7 acre of land parcel at Patna: ₹ 27.04 crore; unlisted equity shares of M/s Mokama Munger Highway Ltd: ₹ 5.90 crore; unlisted preference shares of M/s Mokama Munger Highway Ltd: ₹ 7.50 crore; and unlisted equity shares of M/s North Bihar Highway Ltd: ₹ 10.95 crore.

Non-writing off the balance amount of ₹ 24.34 crore has resulted in understatement of loss by ₹ 6.86 crore {after adjustment of impairment loss allowance of ₹ 17.48 crore (71.80 per cent)} and overstatement of loan by same amount.

Despite being pointed out during FY 2020-21 and 2021-22 vide comment No. A.1 (iv) & A.1 (vi) respectively, no corrective action was taken by the Company.

A.1.2 Investments (Note No. 8): ₹ 1018.97 crore

(a) Above includes investment amounting to ₹ 208.10 crore in equity shares (7,71,89,796 number of shares @ ₹ 26.96 per share) of HPCL Mittal Energy Ltd. (HMEL). The per value share of ₹ 26.96 has been taken on the basis of valuation dated 31 December 2019. However, as per latest valuation³ on the basis of audited balance sheet of HMEL as on 31 March 2022, the fair value per share is ₹ 13.64. Accordingly, the value of investment in equity shares of HMEL should have been ₹ 105.29 crore (7,71,89,796* ₹ 13.64). Non-consideration of latest available valuation per share, has resulted in overstatement of Investment and understatement of loss by ₹ 102.81 crore (₹ 208.10 crore minus ₹ 105.29 crore).

(b) A reference is invited to the Note No. 52 (B) of Notes to Accounts which stipulates that, "The respective operational departments perform the valuation of financial assets and liabilities required for financial reporting purposes, either externally or internally for every quarterly reporting period". However, in 14 cases, investment value was shown at ₹ 166.61 crore. This was based on Fair Valuation on previous dates⁴ and not as on reporting date viz. 31 March 2023. Moreover, no disclosure to this effect was given in the Notes to Accounts.

Impact of the same on the financials of the company cannot be quantified in the absence of fair value as on 31 March 2023.

Despite being pointed out during FY 2020-21 and 2021-22 vide comment No. A.2 & A.1.2(ii), no corrective action was taken by the Company.

A.1.3 Other Financial Assets (Note No. 9): ₹ 33.87 crore

Above includes ₹ 4.71 crore shown as recoverable on account of service tax deposits made under protest. However, an amount of ₹ 4.53 crore (₹ 3.86 crore plus ₹ 0.67 crore), out of ₹ 4.71 crore has already been considered/adjusted by the Company (December 2019) against service tax dues while filing application under Sabka Vishwas (Legacy Dispute Resolution) Scheme 2019. Therefore, the same should have been reversed. Non-reversal of service tax deposits has resulted in overstatement of Other Financial Assets and understatement of loss by ₹ 4.53 crore.

B Comments on Auditors Report

Independent Auditor's Report dated 25 May 2023

Clause 3 (vii) (b) of Companies (Auditor's Report) Order, 2020 requires an Auditor to report, *where Statutory dues including Goods and Services Tax, provident fund, employees' state insurance, income-tax, sales-tax, service tax, duty of customs, duty of excise, value added tax, cess and any other statutory dues have not been deposited on account of any dispute, then the amount involved and the forum where dispute is pending shall be mentioned.*

The Company has 10 income tax appeals pending before various forums viz Commissioner of Income Tax (Appeals), Income Tax Appellate Tribunal and High Court. However, Independent Auditor in his Report, has included only three cases pending before Commissioner of Income Tax (Appeals) and did not include the cases pending before Income Tax Appellate Tribunal and High Court. Further, the Company has outstanding income tax demands of ₹ 8.15 crore relating to Assessment Years 2009-10 and 2013-14 to 2016-17 under Vivad se Vishwas Scheme which have also not been included by the Auditor in his Report. Thus, the Independent Auditor's Report is deficient to that extent besides non-compliance with the above-mentioned clause of CARO 2020.

**For and on the behalf of the
Comptroller & Auditor General of India**

**(S. Ahladini Panda)
Principal Director of Audit
(Industry and Corporate Affairs)
New Delhi**

Place: New Delhi

Date: 04 SEP, 2023

³ Valuation as on 31 March 2023 not available

⁴ Andhra Pradesh Industrial Tech Consultancy Ltd (March 2022), Biotech Consortium India Limited (March 2022), Clearing Corporation of India Limited (December 2022), Gujarat Industrial and Technical Consultancy Organization Limited (March 2022), ITCOT Consultancy and Services Limited (March 2022), North Eastern Development Finance Corporation Limited (March 2022), SBI DHFL Limited (December 2022), STCI Finance Limited (September 2022), UP Industrial and Consultant Limited (March 2022), Webcon Consulting (India) Limited (March 2021), Revent Precision Engineering Limited (December 2021), Revent Metalcast Limited (February 2022), ESL Steel Limited (March 2022) and Shree Shakti Resorts & Hotels Ltd (March 2021).

COMMENTS OF THE COMPTROLLER AND AUDITOR GENERAL OF INDIA UNDER SECTION 143(6) (B) READ WITH SECTION 129(4) OF THE COMPANIES ACT, 2013 ON THE CONSOLIDATED FINANCIAL STATEMENTS OF IFCI LIMITED FOR THE YEAR ENDED 31 MARCH 2023

The preparation of consolidated financial statements of IFCI Limited for the year ended 31 March 2023 in accordance with the financial reporting framework prescribed under the Companies Act, 2013 is the responsibility of the management of the Company. The Statutory Auditor appointed by the Comptroller and Auditor General of India under Section 139(5) read with section 129 (4) of the Act is responsible for expressing opinion on the financial statements under Section 143 read with section 129 (4) of the Act based on independent audit in accordance with the standards on auditing prescribed under Section 143(10) of the Act. This is stated to have been done by them vide their Audit Report dated 25 May 2023.

I, on behalf of the Comptroller and Auditor General of India, have conducted a supplementary audit of the consolidated financial statements of IFCI Limited for the year ended 31 March, 2023 under Section 143(6)(a) read with section 129(4) of the Act. We conducted a supplementary audit of the financial statement of IFCI Limited (the Company) and subsidiaries as mentioned in Annexure-A, but did not conduct supplementary audit of IFCI Financial Services Limited (the subsidiary) for the year ended on that date. This supplementary audit has been carried out independently without access to the working papers of the statutory auditor and is limited primarily to inquiries of the statutory auditor and company personnel and a selective examination of some of the accounting records.

Based on my supplementary audit, I would like to highlight the following significant matters under Section 143(6)(b) read with section 129(4) of the Act which have come to my attention and which in my view are necessary for enabling a better understanding of the financial statements and the related audit report

A. Comments on Consolidated Profitability

A.1 Assets: Financial Assets,

A.1.1 Loans (Note 7) - ₹ 1907.98 crore

Loan has been overstated and loss for the year has been understated by ₹ 283.43 crore as detailed below:

- (i) Above includes principal outstanding of ₹ 434.72 crore against M/s Pioneer Gas Power Limited (PGPL) which turned into Non-Performing Asset on 31 March 2018. IFCI has security in the form of first pari-passu charge on the assets of PGPL along with other lenders. As per the latest valuation reports (February 2022) of three valuers, the average fair value (with obsolescence) of the project worked out to ₹ 393.44 crore. The Company approved the reserve price of ₹ 375 crore in line with State Bank of India for sale of the entire assets in June 2022. However, the same could not proceed further and fresh valuation has been called for (May 2023).

As the average fair value of the security is ₹ 393.44 crore and considering IFCI's share of 28.02 *per cent*, maximum possible recovery is ₹ 110.24 crore (28.02 *per cent* of ₹ 393.44 crore). Therefore, the balance amount of ₹ 324.48 crore (₹ 434.72 crore minus ₹ 110.24 crore) should have been written off.

Non-writing off the balance amount of ₹ 324.48 crore has resulted in understatement of loss by ₹ 91.50 crore {after adjustment of impairment loss allowance of ₹ 232.98 crore (71.80 *per cent*)} and overstatement of loan by same amount.

- (ii) On the Company's approaching the National Company Law Tribunal (NCLT) for recovery of outstanding principal dues of ₹ 135.81 crore towards loan given to Gran Electronics Private Limited (GEPL), NCLT ordered (February 2021) liquidation process. Accordingly, the liquidation value was assessed to be ₹ 10.37 crore. The Company received an amount of ₹ 14.79 crore after liquidation of assets and adjusted the same towards interest. As no further recovery is expected, the outstanding principal of ₹ 135.81 crore should have been written off.

Non-writing off the balance amount of ₹ 135.81 crore has resulted in understatement of loss by ₹ 38.30 crore {after adjustment of impairment loss allowance of ₹ 97.51 crore (71.80 *per cent*)} and overstatement of loan by same amount.

Despite being pointed out during FY 2020-21 and 2021-22 vide comment No. A.1 (ii), no corrective action was taken by the Company.

- (iii) Above includes outstanding principal of ₹ 151.50 crore against Madhucon Infrastructure Limited (MIL) as on 31 March 2023.

The Company worked out the maximum recoverable amount as ₹ 31.43 crore only based on securities available with it and accordingly agreed (January 2020) for One Time Settlement (OTS) of ₹ 70 crore which was not honoured by MIL. Therefore, the Company revoked (December 2020) the OTS. A fresh OTS proposal of ₹ 51 crore (including ₹ 3 crore towards interest) was offered (26 August 2022) by MIL. Accordingly, maximum possible recovery is only 51 crore against the total outstanding of ₹ 151.50 crore. Therefore, the balance amount of ₹ 100.50 crore (₹ 151.50 crore minus ₹ 51 crore) should have been written off.

Non-writing off the balance amount of ₹ 100.50 crore has resulted in understatement of loss by ₹ 28.34 crore {after adjustment of impairment loss allowance of ₹ 72.16 crore (71.80 *per cent*)} and overstatement of loan by same amount.

Despite being pointed out during FY 2020-21 and 2021-22 vide comment No. A.1 (i) & A.1 (v) respectively, no corrective action was taken by the Company.

- (iv) As per the NCLT decision and resolution plan approved on 8 June 2021, IFCI's claim (1.03 *per cent*) from Videocon Industries Limited (VIL) was restricted to the maximum of ₹ 70.31 crore against the outstanding dues of ₹ 382.21 crore. Further as per Management, an amount of ₹ 125 crore in the form of fixed deposits was not considered for distribution among the creditors and an amount of ₹ 302 crore was misclassified under 'unsecured claims instead of secured claims'. Considering the same in favour of the Company, the maximum additional recovery worked out to ₹ 4.40 crore (1.03 *per cent* of ₹ 427 crore). Thus, the maximum

recoverable from VIL worked out to ₹ 74.71 crore only (₹ 70.31 crore *plus* ₹ 4.40 crore) against the total outstanding amount of ₹ 382.21 crore. Therefore, balance amount of ₹ 307.50 crore (₹ 382.21 crore *minus* ₹ 74.71 crore) should have been written off.

Non writing off the balance amount of ₹ 307.50 crore has resulted in understatement of loss by ₹ 86.71 crore {after adjustment of impairment loss allowance of ₹ 220.79 crore (71.80 *per cent*)} and overstatement of loan by same amount.

Despite being pointed out during FY 2020-21 and 2021-22 vide comment No. A.1 (iii) & A.1 (i) respectively, no corrective action was taken by the Company.

- (v) Above includes outstanding principal of ₹ 90.94 crore against Liz Traders and Agents Private Limited (LTAPL). Due to default by LTAPL, a case was filed before Resolution Professional (RP). RP informed that there are no assets other than security and financial assets in the corporate debtor and no business has been conducted for the last 3-4 years. It was observed that IFCI has exclusive charge of a property at Kollum, Kerala only, which is having a fair value of ₹ 32.69 crore. As no other security is available with the Company, the balance amount of ₹ 58.25 crore (₹ 90.94 crore *minus* ₹ 32.69 crore) should have been written off.

Non-writing off the balance amount of ₹ 58.25 crore has resulted in understatement of loss by ₹ 16.43 crore {after adjustment of impairment loss allowance of ₹ 41.82 crore (71.80 *per cent*)} and overstatement of loan by same amount.

Despite being pointed out during FY 2021-22 vide comment No. A.1 (vii), no corrective action was taken by the Company.

- (vi) Above includes principal outstanding of ₹ 59.21 crore against Arcotech Limited (AL). Due to default by the Company, IFCI filed (April 2019) insolvency petition for recovery of outstanding dues. However due to dilution of priority charge in Corporate Insolvency Resolution Process (CIRP), IFCI decided not to pursue the insolvency petition further and withdrew (August 2022) the same from NCLT.

IFCI has exclusive first charge on property at Bawal (Haryana) with distress sale value of ₹ 83.70 crore (March 2022) and the Company took its possession on 15 March 2022. However, IFCI's efforts for sale of property has not progressed further as the working capital lenders led by Punjab National Bank (PNB) advised that they do not support auction under SARFAESI Act. Therefore, this cannot be pursued further unless minimum 60 per cent lenders agree as per the requirement of section 139(9) of the SARFAESI Act, whereas IFCI only has 14.33 *per cent* voting rights. IFCI has received (16 December 2022) fresh proposal from GLIX Securities Pvt. Ltd.¹ wherein IFCI's share is ₹ 41.64 crore which is subject to the approval of PNB (the lead Bank). IFCI has received ₹ 1.58 crore and is awaiting the balance ₹ 0.50 crore of upfront portion of the settlement amount (being 5 *per cent* of ₹ 41.64 crore).

As the maximum possibility to recover is only ₹ 41.64 crore against the total outstanding of ₹ 59.21 crore, the balance amount of ₹ 17.57 crore (₹ 59.21 crore *minus* ₹ 41.64 crore) should have been written off.

Non-writing off the balance amount of ₹ 17.57 crore has resulted in understatement of loss by ₹ 4.95 crore {after adjustment of impairment loss allowance of ₹ 12.62 crore (71.80 *per cent*)} and overstatement of loan by same amount.

- (vii) Above includes outstanding principal of ₹ 14.10 crore as on 31 March 2023, against Khed Sinnar Expressway Ltd. (KSEL), an SPV constituted under the IL&FS group to implement the National Highway Authority of India (NHAI) project. The project was terminated by NHAI. IL&FS Group filed resolution plan in NCLT which was approved in March 2020. NHAI had paid (June 2022) the termination amount to the project accounts of KSEL and IFCI received (31 March 2023) its share of ₹ 64.11 crore and adjusted the same towards the outstanding principal. As no further recovery is expected, the balance amount of ₹ 14.10 crore should have been written off.

Non-writing off the balance amount of ₹ 14.10 crore has resulted in understatement of loss by ₹ 3.98 crore {after adjustment of impairment loss allowance of ₹ 10.12 crore (71.80 *per cent*)} and overstatement of loan by same amount.

Despite being pointed out during FY 2020-21 and 2021-22 vide comment No. A.1 (v) & A.1 (viii) respectively, no corrective action was taken by the Company.

- (viii) The above includes principal outstanding of ₹ 126.57 crore against Uttam Galva Metallics Limited (UGML). The loan facility was secured by way of exclusive mortgage of a land of 24.44 acre at Vadodara (valuing ₹ 135.63 crore), corporate guarantee of M/s Tensile Steel Limited (land owner) and personal guarantee of promoters (the Uttam Group). Uttam Group inducted (November 2016) PHC Buidcon Private Limited (PBPL) as a co-borrower and developer of the mortgaged land. As the steel sector was facing issues, UGML and Uttam Group as a whole went into liquidity crisis and account turned (June 2018) Non-Performing Asset.

UGML was admitted (July 2018) to NCLT and the approved resolution plan was implemented in December 2020. As per the plan, IFCI received upfront amount of ₹ 11.67 crore, Non-Convertible Debentures (NCDs) of ₹ 28.81 crore, assignment of receivables of ₹ 11.37 crore and debentures of ₹ 0.13 crore which have since been converted into equity shares. IFCI has also been taking recovery measures under SARFAESI Act, however, the same could not proceed further due to status quo direction given (July 2019) by Civil Court, Vadodara. Subsequently, PBPL submitted (September 2022) a proposal for compromise settlement of ₹ 80 crore payable over a period of 15 months. NCDs of ₹ 24.01 crore (out of ₹ 28.81 crore) will continue to be in IFCI's books and would be serviced by the new management (Evoith Metallics Limited) of UGML. The proposal has been approved (01 May 2023) by the Executive Committee of Directors on the recommendation of the Credit & Operations Committee.

As the maximum possibility to recover is only ₹ 80 crore against the total outstanding of ₹ 102.56 crore, the balance amount of ₹ 22.56 crore (₹ 102.56 crore *minus* ₹ 80 crore) should have been written off.

Non-writing off the balance amount of ₹ 22.56 crore has resulted in understatement of loss by ₹ 6.36 crore {after adjustment of impairment loss allowance of ₹ 16.20 crore (71.80 *per cent*)} and overstatement of loan by same amount.

¹ GLIX Securities Pvt. Ltd. invests in distress assets and has identified Arcotech Limited and has given the proposal to IFCI.

- (ix) Above includes outstanding principal ₹ 75.90 crore against C & C Projects Limited. As per the records, resolution plan relating to C & C Projects Limited had elapsed and matter went into liquidation. The liquidation value worked out to ₹ 234 crore and IFCI's share in case of liquidation is only ₹ 0.17 crore. Further, IFCI has charge on the securities² valuing ₹ 51.39 crore. As the maximum possible recovery is ₹ 51.56 crore (₹ 0.17 crore *plus* ₹ 51.39 crore) against the total outstanding of ₹ 75.90 crore, the balance amount of ₹ 24.34 crore (₹ 75.90 crore *minus* ₹ 51.56 crore) should have been written off.

Non-writing off the balance amount of ₹ 24.34 crore has resulted in understatement of loss by ₹ 6.86 crore {after adjustment of impairment loss allowance of ₹ 17.48 crore (71.80 *per cent*)} and overstatement of loan by same amount.

Despite being pointed out during FY 2020-21 and 2021-22 vide comment No. A.1 (iv) & A.1 (vi) respectively, no corrective action was taken by the Company.

A.1.2 Investments (Note No. 8) - ₹ 7700.07 crore

- (i) Above includes investment amounting to ₹ 208.10 crore in equity shares (7,71,89,796 number of shares @ ₹ 26.96 per share) of HPCL Mittal Energy Ltd. (HMEL). The per value share of ₹ 26.96 has been taken on the basis of valuation dated 31 December 2019. However, as per latest valuation³ on the basis of audited balance sheet of HMEL as on 31 March 2022, the fair value per share is ₹ 13.64. Accordingly, the value of investment in equity shares of HMEL should have been ₹ 105.29 crore (7,71,89,796* ₹13.64). Non-consideration of latest available valuation per share, has resulted in overstatement of Investment and understatement of loss by ₹ 102.81 crore (₹ 208.10 crore *minus* ₹ 105.29 crore).

- (ii) A reference is invited to the Note No. 55 (B) of Notes to Accounts which stipulates that, "The respective operational departments perform the valuation of financial assets and liabilities required for financial reporting purposes, either externally or internally for every quarterly reporting period". However, in 14 cases, investment value was shown at ₹ 166.61 crore. This was based on Fair Valuation on previous dates⁴ and not as on reporting date viz. 31 March 2023. Moreover, no disclosure to this effect was given in the Notes to Accounts.

Impact of the same on the financials of the company cannot be quantified in the absence of fair value as on 31 March 2023.

Despite being pointed out during FY 2020-21 and 2021-22 vide comment No. A.2 & A.1.2(ii), no corrective action was taken by the Company.

- (iii) **IFCI Infrastructure Development Limited (the Subsidiary)** valued the investment of 85,04,288 unquoted equity shares of Jangipur Bengal Mega Food Park Limited (Associate) at ₹ 6.55 crore i.e. ₹ 7.70 per share and impairment loss of ₹ 1.96 crore was recognized based on the valuation of appointed valuer in 2020-21. No valuation has been done after 2020-21.

Audit observed that during FY 2021-22 and 2022-23, Associate has incurred losses of ₹ 5.51 crore and ₹ 5.43 crore and earned a meager revenue from operation of ₹ 0.71 crore and ₹ 0.77 crore respectively. This led to erosion in Share Capital by ₹ 18.57 *per cent* (reduced to ₹ 43.74 crore from ₹ 53.71 crore) based on the unaudited Balance Sheet of Associate as on 31 March 2023 furnished by the Company to audit.

The above are the indications based on which further impairment should have been recognized, however, no impairment loss was recognized by the Company as on 31 March 2023 in non-compliance with its own Significant Accounting Policy No. 2 (F) (b) (II) Investment in Equity Instruments which, *inter-alia*, stipulates that, "All equity instruments in scope of Ind AS 109 are measured at FVTPL. Subsequently, these are measured at fair value and changes therein are recognized in profit and loss account".

This has resulted in overstatement of investment and understatement of loss for the year by ₹ 5.58 crore ((₹ 7.70 *minus* ₹ 1.14)⁵ *85,04,288).

A.1.3 Other Financial Assets (Note No. 9) - ₹ 786.06 crore

Above includes ₹ 4.71 crore shown as recoverable on account of service tax deposits made under protest. However, an amount of ₹ 4.53 crore (₹ 3.86 crore *plus* ₹ 0.67 crore), out of ₹ 4.71 crore has already been considered/adjusted by the Company (December 2019) against service tax dues while filing application under Sabka Vishwas (Legacy Dispute Resolution) Scheme 2019. Therefore, the same should have been reversed.

Non-reversal of service tax deposits has resulted in overstatement of Other Financial Assets and understatement of loss by ₹ 4.53 crore.

A.1.4 Trade Receivables (Note No. 06) - ₹ 239.05 crore

Above includes ₹ 1.51 crore being the trade receivable pertaining to the IIDL suites, the hotel unit of **IFCI Infrastructure Development Limited (the Subsidiary)**, out of which ₹ 1.13 crore pertains to various fictitious entries as intimated to the Board of the subsidiary in

² 12.7 acre of land parcel at Patna: ₹ 27.04 crore; unlisted equity shares of M/s Mokama Munger Highway Ltd: ₹ 5.90 crore; unlisted preference shares of M/s Mokama Munger Highway Ltd: ₹ 7.50 crore; and unlisted equity shares of M/s North Bihar Highway Ltd: ₹ 10.95 crore.

³ Valuation as on 31 March 2023 not available

⁴ Andhra Pradesh Industrial Tech Consultancy Ltd (March 2022), Biotech Consortium India Limited (March 2022), Clearing Corporation of India Limited (December 2022), Gujarat Industrial and Technical Consultancy organization Limited (March 2022), ITCOT Consultancy and Services Limited (March 2022), North Eastern Development Finance Corporation Limited (March 2022), SBI DHFL Limited (December 2022), STCI Finance Limited (September 2022), UP Industrial and Consultant Limited (March 2022), Webcon Consulting (India) Limited (March 2021), Revent Precision Engineering Limited (December 2021), Revent Metalcast Limited (February 2022), ESL Steel Limited (March 2022) and Shree Shakti Resorts & Hotels Ltd (March 2021).

⁵ Audit has considered the value of ₹ 1.14 per share on the basis of valuation got done by another subsidiary of IFCI Limited (viz IFCI Venture Capital Funds Limited who also has an investment in 42 lakh shares of the Associate).

February 2023 and against which a provision of ₹ 0.63 crore only has been created. As the subsidiary has itself considered these debtors as doubtful being fictitious, full provision against these debtors should have been created.

Non-provision against doubtful debtors has resulted in overstatement of trade receivables and understatement of loss for the year by ₹ 0.50 crore (₹ 1.13 crore minus ₹ 0.63 crore).

A.2 Assets: Non-Financial Assets,

A.2.1 Inventories - ₹ 71.46 crore

IFCI Infrastructure Development Limited (the Subsidiary) over valued the land inventories at Bengaluru and Kolkata at ₹ 12.77 crore and ₹ 16.86 crore instead of ₹ 11.77 crore and ₹ 16.59 crore respectively which resulted in overstatement of inventories and understatement of loss for the year by ₹ 1.27 crore besides non-compliance with the significant accounting policy no. q) (a) (Stock in trade) of the Consolidated Financial Statements, which stipulates that, “inventory comprises of lands and are valued at lower of cost or net realizable value”.

A.2.2 Current Tax Assets (Net) - ₹ 82.34 crore

Above includes ₹ 1.02 crore and ₹ 0.68 crore being the advance income tax/ tax deducted at source for the Assessment Years (AY) 2019-20 and 2020-21 pertaining to **IFCI Infrastructure Development Limited (the Subsidiary)**. Income Tax Department approved a refund of ₹ 0.23 crore⁶ and raised a demand of ₹ 0.83 crore⁷ for AYs 2019-20 and 2020-21 respectively. Since the management does not contest these orders, advance income tax for AY 2019-20 should have been reversed and recoverable of ₹ 0.23 crore should have been shown and for AY 2020-21, liability of ₹ 0.83 crore should have been booked after reversing the advance income tax of ₹ 0.68 crore.

Non-consideration of orders of Income tax Department has resulted in overstatement of current tax asset by ₹ 1.47 crore, understatement of Provisions by ₹ 0.83 crore and understatement of loss for the year by ₹ 2.30 crore.

A.2.3 Investment Property (Note No. 12) - ₹ 298.16 crore

A reference is invited to the Significant Accounting Policy No. (g) of the Consolidated Financial Statements of the Company on Property, Plant and Equipment and Investment Property, which, *inter-alia*, stipulates that “Depreciation is provided using the Straight Line Method over the useful life as prescribed under schedule II of the companies act 2013. Depreciation is calculated on pro rata basis, including the month of addition and excluding the month of sale/ disposal. Residual value in respect of buildings and vehicles is considered as 5% of the cost”. Accordingly, the depreciation to be charged on investment property (building) of **IFCI Infrastructure Development Limited (the Subsidiary)** should have been 1.58 per cent ((100-5)/60)%, which works out to ₹ 0.15 crore⁸.

The company valued the investment property after charging depreciation of ₹ 0.39 crore for the year 2022-23.

Excess charging of depreciation has resulted in understatement of Investment Property and overstatement of loss for the year by ₹ 0.24 crore.

A.3 Liabilities: Non-Financial Liabilities

A.3.1 Provisions (Note No. 23) - ₹ 183.65 crore

(i) RBI’s Prudential Framework for Resolution of Stressed Assets stipulates that in case of Change in Ownership of the borrowing entities, credit facilities of the concerned borrowing entities may be continued/upgraded as ‘standard’ after the change in ownership is implemented. However, the quantum of provisions held (excluding additional provisions) by the bank against the said account as on the date of change in ownership of the borrowing entities can be reversed only after the end of monitoring period subject to satisfactory performance during the same. Satisfactory performance means that the borrower entity is not in default at any point of time during the period concerned.

The Monitoring period has been defined as “**the period from the date of implementation of Resolution Plan up to the date by which at least 10 per cent of the sum of outstanding principal debt as per the Resolution Plan and interest capitalisation sanctioned as part of the restructuring, if any, is repaid, subject to minimum of one year from the commencement of the first payment of interest or principal (whichever is later) on the credit facility**”.

Audit observed that **IFCI Factors Limited (the Subsidiary)** carried a provision of ₹ 4.96 crore (₹ 2.61 crore against a term loan of ₹ 5.21 crore and ₹ 2.35 crore against domestic factoring of ₹ 4.69 crore) against Shriram EPC Limited (SEL) as on 31 March 2022. A resolution plan was approved (09.03.2022) for the SEL as the change in management was envisaged (a Kuwait based entity named- Mark AB Capital LLC had proposed to invest in SEL) and as per the plan, the loan account was restructured after receiving a down payment of ₹ 6.12 crore against total outstanding amount of ₹ 13.24 crore⁹.

Audit observed that IFCI Factors Limited started receiving interest payments on above loan w.e.f July 2022 and received total amount of ₹ 16.13 lakh as interest payment till the end of March 2023. Since, no principal¹⁰ amount has been received till March 2023 and further, minimum one year has also not been elapsed from the date of first payment of interest, the provision of ₹ 4.96 crore held at the time of implementation of Resolution Plan should not have been reversed.

Incorrect reversal of provision amount has resulted in understatement of Provision to the extent of ₹ 4.96 crore and corresponding understatement of loss for the year by the same amount.

⁶ Vide order dated 28 July 2020

⁷ Vide order dated 30 December 2021

⁸ 9.29 crore *1.58 percent

⁹ Includes interest on term loan and domestic factoring.

¹⁰ Total Principal outstanding of Domestic factoring is ₹ 2.65 crore.

- (ii) Above does not include ₹ 0.40 crore being provision towards cases filed by owners/allottees of IIDL Aerie, Kochi {project developed by **IFCI Infrastructure Development Limited (the subsidiary)**} and pending at various consumer forums. The Subsidiary, while releasing the retention money of ₹ 0.40 crore to the contractor of IIDL Aerie, Kochi Project towards full and final settlement out of the total retention money of ₹ 0.80 crore, decided to make a provision of ₹ 0.40 crore on account of cases filed by owners/allottees at various consumer forums.

However, no such provision for legal cases was created by the Subsidiary. This has resulted in understatement of provisions and loss by ₹ 0.40 crore.

A.4 Liabilities: Financial Liabilities

A.4.1 Other Financial Liabilities (Note No. 22) - ₹ 3756.33 crore

The above does not include ₹ 20.39 crore, being the interest earned on Fixed Deposits created out of the amount to be paid to the bondholders of Relief Bonds, issued by Reserve Bank of India through **Stock Holding Corporation of India (the Subsidiary)**, which has remained unclaimed by the bondholders. The interest of ₹ 20.39 crore has been booked by the Subsidiary, as income over the years.

As the amount of the Fixed Deposit is not owned by the Subsidiary, the interest earned thereon is a liability and not an income of the Subsidiary. This has resulted in understatement of 'Other Financial Liabilities' by ₹ 20.39 crore with overstatement of 'Other Income' and understatement of loss for the current year by ₹ 1.18 crore and overstatement of Other Equity by ₹ 19.21 crore.

A.5 Expenses: Impairment on Financial Instruments (Note No. 32)

Loans - ₹ (87.73 crore)

The above amount includes ₹ 0.84 crore towards reversal of Expected Credit Loss in respect of M/s Anil Limited¹¹. **IFCI Venture Capital Funds Limited (the Subsidiary)**, while calculating Expected Credit Loss (ECL) in this case considered the value of security as ₹ 18.10 crore being the reserve price fixed for the auction held in February 2022 (sale not succeeded) and worked out the present value of security realization considering expected legal cost in next three years as ₹ 8.23 crore. However, the reserve price fixed on 03 May 2023 for sale of property was ₹ 16.28 crore and therefore, the present value of security realization works out to ₹ 7.39 crore.

Non-consideration of latest reserve price has resulted in understatement of expenses and loss for the year by ₹ 0.84 crore (₹ 8.23 crore minus ₹ 7.39 crore).

B. Comments on Consolidated Financial Position

Contingent Liabilities and Commitments (Note No. 37)

Contingent liabilities towards Income Tax - ₹ 9.36 crore

Above does not include demand of ₹ 2.46 crore raised by Income Tax Department for the Assessment Years 2012-13 and 2014-15 to 2017-18 and against which an appeal has been filed by **IFCI Infrastructure Development Limited (the subsidiary)**. Hence, this amount should have been shown under contingent liability in line with Para 86 of Ind AS 37 (Provisions, Contingent Liabilities and Contingent Assets), which, *inter-alia*, stipulates that, "unless the possibility of any outflow in settlement is remote, an entity shall disclose a brief description of the nature of the contingent liability and an estimation of its financial effect, where practicable, for each class of contingent liability at the end of the reporting period".

Therefore, the above note is deficient to that extent.

For and on the behalf of the
Comptroller & Auditor General of India

(S. Ahladini Panda)
Principal Director of Audit
(Industry and Corporate Affairs)
New Delhi

Place: New Delhi

Date: 04 SEP, 2023

ANNEXURE A

Name of the Subsidiary companies of IFCI Limited of which supplementary audit conducted.

Sl. No.	Name of the Joint Venture/Subsidiary	Type of the Company
1.	IFCI Venture Capital Funds Limited	Subsidiary
2.	IFCI Factors Limited	Subsidiary
3.	IFCI Infrastructure Development Limited	Subsidiary
4.	Stock Holding Corporation of India Limited	Subsidiary
5.	MPCON Limited	Subsidiary

¹¹ Loan No: 2015912001

IFCI LIMITED

CONSOLIDATED IFCI's COMMENTS ON CAG SUPPLEMENTARY AUDIT OBSERVATIONS ON STANDALONE AND CONSOLIDATED FINANCIAL STATEMENTS CONDUCTED FOR FINANCIAL YEAR 2022-23

CAG Observations	IFCI Management Comments
<p>A. Comments on Consolidated Profitability</p> <p>A.1 Assets: Financials Assets</p> <p>A.1.1 Loans (Note 7) – ₹ 1907.98 crore</p> <p>Loan has been overstated and loss for the year has been understated by ₹ 283.43 crore as detailed below:</p> <p>i. Above includes principal outstanding of ₹ 434.72 crore against M/s Pioneer Gas Power Limited (PGPL) which turned into Non-Performing Asset on 31 March 2018. IFCI has security in the form of first pari-passu charge on the assets of PGPL along with other lenders. As per the latest valuation reports (February 2022) of three valuers, the average fair value (with obsolescence) of the project worked out to ₹ 393.44 crore. The Company approved the reserve price of ₹ 375 crore in line with State Bank of India for sale of the entire assets in June 2022. However, the same could not proceed further and fresh valuation has been called for (May 2023).</p> <p>As the average fair value of the security is ₹ 393.44 crore and considering IFCI's share of 28.02 per cent, maximum possible recovery is ₹ 110.24 crore (28.02 per cent of ₹ 393.44 crore). Therefore, the balance amount of ₹ 324.48 crore (₹ 434.72 crore minus ₹ 110.24 crore) should have been written off.</p> <p>Non-writing off the balance amount of ₹ 324.48 crore has resulted in understatement of loss by ₹ 91.50 crore (after adjustment of impairment loss allowance of ₹ 232.98 crore (71.80 per cent) and overstatement of loan by same amount.</p>	<p>Pioneer Gas</p> <p>The other lenders have attempted sale of the loan account at ₹ 641.30 crore also (as per minutes of JLM held in August 2022). Accordingly, the recovery cannot be estimated solely based on the last valuation and the recovery amount cannot be crystallised. In case the write-off is made now when crystallization has not occurred, it would lead to overstatement of losses.</p>
<p>ii. On the Company's approaching the National Company Law Tribunal (NCLT) for recovery of outstanding principal dues of ₹ 135.81 crore towards loan given to Gran Electronics Private Limited (GEPL), NCLT ordered (February 2021) liquidation process. Accordingly, the liquidation value was assessed to be ₹ 10.37 crore. The Company received an amount of ₹ 14.79 crore after liquidation of assets and adjusted the same towards interest. As no further recovery is expected, the outstanding principal of ₹ 135.81 crore should have been written off.</p> <p>Non-writing off the balance amount of ₹ 135.81 crore has resulted in understatement of loss by ₹ 38.30 crore (after adjustment of impairment loss allowance of ₹ 97.51 crore (71.80 per cent) and overstatement of loan by same amount.</p> <p>Despite being pointed out during FY 2020-21 and 2021-22 vide comment No. A.1 (ii), no corrective action was taken by the Company.</p>	<p>Gran Electronics Private Limited</p> <p>The primary security in the loan was land mortgaged by Videocon Industries Ltd. As the resolution of VIL is pending, recovery from the same is uncertain. IFCI has also filed an application before NCLT for consolidation of resolution of VOVL with VIL, since IFCI has charge on assets and cashflows pertaining to VOVL. In view of the continuing proceedings, a decision on write-off of the unsecured portion of the loan shall be taken up upon conclusion of the applications filed by IFCI and other litigations. Further, in case the write-off is made now when crystallization has not occurred, it would lead to overstatement of losses.</p>
<p>iii. Above includes outstanding principal of ₹ 151.50 crore against Madhucon Infrastructure Limited (MIL) as on 31 March 2023.</p> <p>The Company worked out the maximum recoverable amount as ₹ 31.43 crore only based on securities available with it and accordingly agreed (January 2020) for One Time Settlement (OTS) of ₹ 70 crore which was not honoured by MIL. Therefore, the Company revoked (December 2020) the OTS. A fresh OTS proposal of ₹ 51 crore (including ₹ 3 crore towards interest) was offered (26 August 2022) by MIL. Accordingly, maximum possible recovery is only ₹ 51 crore against the total outstanding of ₹ 151.50 crore. Therefore,</p>	<p>Madhucon Infrastructure Ltd. (MIL)</p> <p>As the proposal for settlement was subject to Swiss Challenge, the settlement amount was not crystallised. Moreover, in OTS cases, the write-off of balance non-recoverable amount is done only after receipt of entire OTS amount because in case of non-receipt of entire amount, the original liabilities are to be restored after revocation of OTS. Therefore write-off of balance amount, if required, shall be done post receipt of entire amount envisaged under any settlement.</p>

CAG Observations	IFCI Management Comments
<p>the balance amount of ₹ 100.50 crore (₹ 151.50 crore minus ₹ 51 crore) should have been written off.</p> <p>Non-writing off the balance amount of ₹ 100.50 crore has resulted in understatement of loss by ₹ 28.34 crore (after adjustment of impairment loss allowance of ₹ 72.16 crore (71.80 per cent) and overstatement of loan by same amount.</p> <p>Despite being pointed out during FY 2020-21 and 2021-22 vide comment No. A.1 & A.1 (v) respectively, no corrective action was taken by the Company.</p>	
<p>iv. As per the NCLT decision and resolution plan approved on 8 June 2021, IFCI's claim (1.03 per cent) from Videocon Industries Limited (VIL) was restricted to the maximum of ₹ 70.31 crore against the outstanding dues of ₹ 382.21 crore. Further as per Management, an amount of ₹ 125 crore in the form of fixed deposits was not considered for distribution among the creditors and an amount of ₹ 302 crore was misclassified under 'unsecured claims instead of secured claims'. Considering the same in favour of the Company, the maximum additional recovery worked out to ₹ 4.40 crore (1.03 per cent of ₹ 427 crore). Thus, the maximum recoverable from VIL worked out to ₹ 74.71 crore only (₹ 70.31 crore plus ₹ 4.40 crore) against the total outstanding amount of ₹ 382.21 crore. Therefore, balance amount of ₹ 307.50 crore (₹ 382.21 crore minus ₹ 74.71 crore) should have been written off.</p> <p>Non writing off the balance amount of ₹ 307.50 crore has resulted in understatement of loss by ₹ 86.71 crore (after adjustment of impairment loss allowance of ₹ 220.79 crore (71.80 per cent) j and overstatement of loan by same amount.</p> <p>Despite being pointed out during FY 2020-21 and 2021-22 vide comment No. A.1(iii) & A.1 (i) respectively, no corrective action was taken by the Company.</p>	<p>iv. Videocon Industries Limited (VIL)</p> <p>Since, the resolution plan in VIL has been stayed by Supreme Court, IFCI may take a decision on write off only upon crystallisation of the amount i.e. upon receipt of proceeds under resolution plan. IFCI has also filed an application before NCLT for consolidation of resolution of VOVL with VIL, since IFCI has charge on assets and cashflows pertaining to VOVL. In view of the continuing proceedings, a decision on write-off of the unsecured portion of the loan shall be taken up upon conclusion of the applications filed by IFCI and other litigations. Further, in case the write-off is made now when crystallization has not occurred, it would lead to overstatement of losses.</p>
<p>v. Above includes outstanding principal of ₹ 90.94 crore against Liz Traders and Agents Private Limited (LTAPL). Due to default by LTAPL, a case was filed before Resolution Professional (RP). RP informed that there are no assets other than security and financial assets in the corporate debtor and no business has been conducted for the last 3-4 years. It was observed that IFCI has exclusive charge of a property at Kollum, Kerala only, which is having a fair value of ₹ 32.69 crore. As no other security is available with the Company, the balance amount of ₹ 58.25 crore (₹ 90.94 crore minus ₹ 32.69 crore) should have been written off.</p> <p>Non-writing off the balance amount of ₹ 58.25 crore has resulted in understatement of loss by ₹ 16.43 crore (after adjustment of impairment loss allowance of ₹ 41.82 crore (71.80 per cent) j and overstatement of loan by same amount.</p> <p>Despite being pointed out during FY 2021-22 vide comment No. A.1 (vii), no corrective action was taken by the Company.</p>	<p>v. Liz Traders and Agents Private Limited (LTAPL)</p> <p>The account at present is undergoing CIRP. The claim was filed in view of the legal opinion that not filing claim may be detrimental in case a Resolution Plan is received and the contours of the plan contain assignment of all the loan of the borrower to Resolution Applicant. This may lead to IFCI's loan being assigned and may jeopardize IFCI's recovery from third party mortgage. Further, since the company is undergoing CIRP, IFCI would take a decision on write-off upon receipt of amount from the sale of the mortgaged asset.</p> <p>In case the write-off is made now when crystallization has not occurred, it would lead to overstatement of losses.</p>
<p>vi. Above includes principal outstanding of ₹ 59.21 crore against Arcotech Limited (AL). Due to default by the Company, IFCI filed (April 2019) insolvency petition for recovery of outstanding dues. However due to dilution of priority charge in Corporate Insolvency Resolution Process (CIRP), IFCI decided not to pursue the insolvency petition further and withdrew (August 2022) the same from NCLT.</p> <p>IFCI has exclusive first charge on property at Bawal (Haryana) with distress sale value of ₹ 83.70 crore (March 2022) and the Company took its possession on 15 March 2022. However, IFCI's efforts for sale of property has not progressed further as the working capital lenders led by</p>	<p>vi. Arcotech Limited (AL)</p> <p>As approval of lead bank is pending, we may await the same. Post approval of settlement by all the lenders the recovery amount for IFCI shall be crystallised. In case the write-off is made now when crystallization has not occurred, it would lead to overstatement of losses.</p>

CAG Observations	IFCI Management Comments
<p>Punjab National Bank (PNB) advised that they do not support auction under SARFAESI Act. Therefore, this cannot be pursued further unless minimum 60 per cent lenders agree as per the requirement of section 139(9) of the SARFAESI Act, whereas IFCI only has 14.33 per cent voting rights. IFCI has received (16 December 2022) fresh proposal from GLIX Securities Pvt. Ltd.¹ wherein IFCI's share is ₹ 41.64 crore which is subject to the approval of PNB (the lead Bank). IFCI has received ₹ 1.58 crore and is awaiting the balance ₹ 0.50 crore of upfront portion of the settlement amount (being 5 per cent of ₹ 41.64 crore).</p> <p>As the maximum possibility to recover is only ₹ 41.64 crore against the total outstanding of ₹ 59.21 crore, the balance amount of ₹ 17.57 crore (₹ 59.21 crore minus ₹ 41.64 crore) should have been written off.</p> <p>Non-writing off the balance amount of ₹ 17.57 crore has resulted in understatement of loss by ₹ 4.95 crore {after adjustment of impairment loss allowance of ₹ 12.62 crore (71.80 per cent)} and overstatement of loan by same amount.</p> <p>¹ <i>GLIX Securities Pvt. Ltd. invests in distress assets and has identified Arcotech Limited and has given the proposal to IFCI.</i></p>	
<p>vii. Above includes outstanding principal of ₹ 14.10 crore as on 31 March 2023, against Khed Sinnar Expressway Ltd. (KSEL), an SPV constituted under the IL&FS group to implement the National Highway Authority of India (NHAI) project. The project was terminated by NHAI. IL&FS Group filed resolution plan in NCLT which was approved in March 2020. NHAI had paid (June 2022) the termination amount to the project accounts of KSEL and IFCI received (31 March 2023) its share of ₹ 64.11 crore and adjusted the same towards the outstanding principal. As no further recovery is expected, the balance amount of ₹ 14.10 crore should have been written off.</p> <p>Non-writing off the balance amount of ₹ 14.10 crore has resulted in understatement of loss by ₹ 3.98 crore (after adjustment of impairment loss allowance of ₹ 10.12 crore (71.80 per cent) and overstatement of loan by same amount.</p> <p>Despite being pointed out during FY 2020-21 and 2021-22 vide comment No. A.1 (v) & A.1 (viii) respectively, no corrective action was taken by the Company.</p>	<p>vii. Khed Sinnar Expressway Ltd. (KSEL) The amount of ₹ 14.10 crore has since been (technically) written-off.</p>
<p>viii. The above includes principal outstanding of ₹ 126.57 crore against Uttam Galva Mettalics Limited (UGML). The loan facility was secured by way of exclusive mortgage of a land of 24.44 acre at Vadodara (valuing ₹ 135.63 crore), corporate guarantee of M/s Tensile Steel Limited (land owner) and personal guarantee of promoters (the Uttam Group). Uttam Group inducted (November 2016) PHC Buidcon Private Limited (PBPL) as a co-borrower and developer of the mortgaged land. As the steel sector was facing issues, UGML and Uttam Group as a whole went into liquidity crisis and account turned (June 2018) Non-Performing Asset.</p> <p>UGML was admitted (July 2018) to NCLT and the approved resolution plan was implemented in December 2020. As per the plan, IFCI received upfront amount of ₹ 11.67 crore, Non-Convertible Debentures (NCDs) of ₹ 28.81 crore, assignment of receivables of ₹ 11.37 crore and debentures of ₹ 0.13 crore which have since been converted into equity shares. IFCI has also been taking recovery measures under SARFAESI Act, however, the same could not proceed further due to status quo direction given (July 2019) by Civil Court, Vadodara. Subsequently, PBPL submitted (September 2022)</p>	<p>viii. Uttam Galva Mettalics Limited (UGML) The settlement proposal of the company has been approved in May 2023. Moreover, in OTS cases, the write-off of balance non-recoverable amount is done only after receipt of entire OTS amount because in case of non-receipt of entire amount, the original liabilities are to be restored after revocation of OTS. Therefore write-off of balance amount, if required, shall be done post receipt of entire amount envisaged under any settlement.</p>

CAG Observations	IFCI Management Comments
<p>a proposal for compromise settlement of ₹ 80 crore payable over a period of 15 months. NCDs of ₹ 24.01 crore (out of ₹ 28.81 crore) will continue to be in IFCI's books and would be serviced by the new management (Evointh Metallics Limited) of UGML. The proposal has been approved (01 May 2023) by the Executive Committee of Directors on the recommendation of the Credit & Operations Committee.</p> <p>As the maximum possibility to recover is only ₹ 80 crore against the total outstanding of ₹ 102.56 crore, the balance amount of ₹ 22.56 crore (₹ 102.56 crore minus ₹ 80 crore) should have been written off.</p> <p>Non-writing off the balance amount of ₹ 22.56 crore has resulted in understatement of loss by ₹ 6.36 crore (after adjustment of impairment loss allowance of ₹ 16.20 crore (71.80 per cent) and overstatement of loan by same amount.</p>	
<p>ix. Above includes outstanding principal ₹ 75.90 crore against C & C Projects Limited. As per the records, resolution plan relating to C & C Projects Limited had elapsed and matter went into liquidation. The liquidation value worked out to ₹ 234 crore and IFCI's share in case of liquidation is only ₹ 0.17 crore. Further, IFCI has charge on the securities² valuing ₹ 51.39 crore. As the maximum possible recovery is ₹ 51.56 crore (₹ 0.17 crore plus ₹ 51.39 crore) against the total outstanding of ₹ 75.90 crore, the balance amount of ₹ 24.34 crore (₹ 75.90 crore minus ₹ 51.56 crore) should have been written off.</p> <p>Non-writing off the balance amount of ₹ 24.34 crore has resulted in understatement of loss by ₹ 6.86 crore {after adjustment of impairment loss allowance of ₹ 17.48 crore (71.80 per cent)} and overstatement of loan by same amount.</p> <p>Despite being pointed out during FY 2020-21 and 2021-22 vide comment No. A.1(iv) & A.1 (vi) respectively, no corrective action was taken by the Company.</p> <p>²12. 7 acre of land parcel at Patna: ₹ 27.04 crore; unlisted equity shares of M/s Mokama Manger Highway Ltd. ₹ 5.90 crore; unlisted equity shares of Mokama Manger Highway Ltd: ₹ 7.50 crore.; unlisted equity shares of M/s North Bihar Highway Ltd: ₹ 10.95 crore.</p>	<p>ix. C&C Projects Limited</p> <p>As fair valuation of pledged shares has been initiated and is underway, thereby the amount of recovery cannot be ascertained in the account. As the recovery amount cannot be crystallised, write-off would lead to overstatement of losses.</p>
<p>A.1.2 Investments (Note No.8)- ₹ 7700.07 crore</p> <p>i. Above includes investment amounting to ₹ 208.10 crore in equity shares (7,71,89,796 number of shares @ ₹ 26.96 per share) of HPCL Mittal Energy Ltd. (HMEL). The per value share of ₹ 26.96 has been taken on the basis of valuation dated 31 December 2019. However, as per latest valuation³ on the basis of audited balance sheet of HMEL as on 31 March 2022, the fair value per share is ₹ 13.64. Accordingly, the value of investment in equity shares of HMEL should have been ₹ 105.29 crore (7,71,89,796* ₹ 13.64).</p> <p>Non-consideration of latest available valuation per share, has resulted in overstatement of Investment and understatement of loss by ₹ 102.81 crore (₹ 208.10 crore minus ₹ 105.29 crore).</p> <p>³ Valuation as on 31 March 2023 not available.</p>	<p>Final valuation report dated 08/08/2023 has since been received. Valuation as on 31/12/2022 has been noted as ₹ 31.33/- per share.</p>
<p>ii. A reference is invited to the Note No. 55 (B) of Notes to Accounts which stipulates that, "The respective operational departments perform the valuation of financial assets and liabilities required for financial reporting purposes, either externally or internally for every quarterly reporting period". However, in 14 cases, investment value was shown at ₹ 166.61 crore. This was based on Fair Valuation on previous dates⁴ and not as on reporting date viz. 31 March 2023. Moreover, no disclosure to this effect was given in the Notes to Accounts.</p>	<p>The exercise for evaluating the status of equity cases with zero value is complete and the status note was placed before C&OC. The updated note will be placed before Credit & Operations Committee for onwards recommendation to Board of Directors of IFCI. Meanwhile the values have been retained at the values as noted in the last quarter and no fresh valuation has been carried out.</p>

CAG Observations	IFCI Management Comments
<p>Impact of the same on the financials of the company cannot be quantified in the absence of fair value as on 31 March 2023.</p> <p>Despite being pointed out during FY 2020-21 and 2021-22 vide comment No. A.2 & A.1.2(ii), no corrective action was taken by the Company.</p> <p>⁴ Andhra Pradesh Industrial Tech Consultancy Ltd (March 2022), Biotech Consortium India Limited (March 2022), Clearing Corporation of India Limited (December 2022), Gujarat Industrial and Technical Consultancy organization Limited (March 2022), ITCOT Consultancy and Services Limited (March 2022), North Eastern Development Finance Corporation Limited (March 2022), SBI DHFL Limited (December 2022). STCI Finance Limited (September 2022), UP Industrial and Consultant Limited (March 2022), Webcon Consulting (India) Limited (March 2021), Revent Precision Engineering Limited (December 2021), Revent Metalcast Limited (February 2022), ESL Steel Limited (March 2022) and Shree Shakti Resorts & Hotels Ltd (March 2021).</p>	
<p>iii. IFCI Infrastructure Development Limited (the Subsidiary) valued the investment of 85,04,288 unquoted equity shares of Jangipur Bengal Mega Food Park Limited (Associate) at ₹ 6.55 crore i.e. ₹ 7.70 per share and impairment loss of ₹ 1.96 crore was recognized based on the valuation of appointed valuer in 2020-21. No valuation has been done after 2020-21.</p> <p>Audit observed that during FY 2021-22 and 2022-23, Associate has incurred losses of ₹ 5.51 crore and ₹ 5.43 crore and earned a meager revenue from operation of ₹ 0.71 crore and ₹ 0.77 crore respectively. This led to erosion in Share Capital by 18.57 per cent (reduced to ₹ 43.74 crore from ₹ 53.71 crore) based on the unaudited Balance Sheet of Associate as on 31 March 2023 furnished by the Company to audit.</p> <p>The above are the indications based on which further impairment should have been recognized, however, no impairment loss was recognized by the Company as on 31 March 2023 in non-compliance with its own Significant Accounting Policy No. 2 (F) (b) (II) Investment in Equity Instruments which, <i>inter-alia</i>, stipulates that, "All equity instruments in scope of Ind AS 109 are measured at FVTPL. Subsequently, these are measured at fair value and changes therein are recognized in profit and loss account".</p> <p>This has resulted in overstatement of investment and understatement of loss for the year by ₹ 5.58 crore ((₹ 7.70 minus ₹ 1.14⁵) * 85,04,288).</p> <p>⁵Audit has considered the value of ₹ 1.14 per share on the basis of valuation got done by another subsidiary of IFCI Limited (viz IFCI Venture Capital Funds Limited who also has an investment in 42 lakh shares of the Associate).</p>	<p>Pertains to IFCI Infrastructure Development Limited (IIDL). Response submitted by the Management of IIDL is as under –</p> <p>Noted the observation and will get valuation done in the current FY i.e. 2023-24.</p>
<p>A.1.3 Other Financial Assets (Note No. 9) - ₹ 786.06 crore</p> <p>i. Above includes ₹ 4.71 crore shown as recoverable on account of service tax deposits made under protest. However, an amount of ₹ 4.53 crore (₹ 3.86 crore plus ₹ 0.67 crore), out of ₹ 4.71 crore has already been considered/adjusted by the Company (December 2019) against service tax dues while filing application under Sabka Vishwas (Legacy Dispute Resolution) Scheme 2019. Therefore, the same should have been reversed.</p> <p>Non-reversal of service tax deposits has resulted in overstatement of Other Financial Assets and understatement of loss by ₹ 4.53 crore.</p>	<p>The matter is under evaluation and necessary steps will be taken in FY 2023-24.</p> <p>However, necessary provisioning has been done in the books of accounts as on 30th June, 2023.</p>

CAG Observations	IFCI Management Comments
<p>A.1.4 Trade Receivables (Note No. 06)- ₹ 239.05 crore</p> <p>Above includes ₹ 1.51 crore being the trade receivable pertaining to the IIDL suites, the hotel unit of IFCI Infrastructure Development Limited (the Subsidiary), out of which ₹ 1.13 crore pertains to various fictitious entries as intimated to the Board of the subsidiary in February 2023 and against which a provision of ₹ 0.63 crore only has been created. As the subsidiary has itself considered these debtors as doubtful being fictitious, full provision against these debtors should have been created.</p> <p>Non-provision against doubtful debtors has resulted in overstatement of trade receivables and understatement of loss for the year by ₹ 0.50 crore (₹ 1.13 crore minus ₹ 0.63 crore).</p>	<p>Pertains to IFCI Infrastructure Development Limited (IIDL). Response submitted by the Management of IIDL is as under -</p> <p>Noted the observation and will review the provisions and additional provisions will be made in current FY i.e. 2023-24.</p>
<p>A.2. Non- Financial Assets</p> <p>A.2.1 Inventories- ₹ 71.46 crore</p> <p>i. IFCI Infrastructure Development Limited (the Subsidiary) over valued the land inventories at Bengaluru and Kolkata at ₹ 12.77 crore and ₹ 16.86 crore instead of ₹ 11.77 crore and ₹ 16.59 crore respectively which resulted in overstatement of inventories and understatement of loss for the year by ₹ 1.27 crore besides non-compliance with the significant accounting policy no. q) (a) (Stock in trade) of the Consolidated Financial Statements, which stipulates that, “inventory comprises of lands and are valued at lower of cost or net realizable value”.</p>	<p>Pertains to IFCI Infrastructure Development Limited (IIDL). Response submitted by the Management of IIDL is as under -</p> <p>The same has been rectified and updated in Q1 of 2023-24.</p>
<p>A.2.2 Current Tax Assets (Net) – ₹ 82.34 crore</p> <p>i. Above includes ₹ 1.02 crore and ₹ 0.68 crore being the advance income tax/ tax deducted at source for the Assessment Years (AY) 2019-20 and 2020-21 pertaining to IFCI Infrastructure Development Limited (the Subsidiary). Income Tax Department approved a refund of ₹ 0.23 crore⁶ and raised a demand of ₹ 0.83 crore⁷ for AYs 2019-20 and 2020-21 respectively. Since the management does not contest these orders, advance income tax for AY 2019-20 should have been reversed and recoverable of ₹ 0.23 crore should have been shown and for AY 2020-21, liability of ₹ 0.83 crore should have been booked after reversing the advance income tax of ₹ 0.68 crore.</p> <p>Non-consideration of orders of Income tax Department has resulted in overstatement of current tax asset by ₹ 1.47 crore, understatement of Provisions by ₹ 0.83 crore and understatement of loss for the year by ₹ 2.30 crore.</p> <p>⁶Vide order dated 28 July 2020 ⁷Vide order dated 30 December 2021</p>	<p>Pertains to IFCI Infrastructure Development Limited (IIDL). Response submitted by the Management of IIDL is as under –</p> <p>For A.Y. 20-21 Application for Rectification u/s 154 filed and for A.Y. 2019-20, application will be filed in current FY i.e. 2023-24. (The time limit to file rectification is 4 years from the date of order).</p>
<p>A.2.3 Investment Property (Note No.12)- ₹ 298.16 crore</p> <p>i. A reference is invited to the Significant Accounting Policy No. (g) of the Consolidated Financial Statements of the Company on Property, Plant and Equipment and Investment Property, which, <i>infer-alia</i>, stipulates that “<i>Depreciation is provided using the Straight Line Method over the useful life as prescribed under schedule II of the companies act 2013. Depreciation is calculated on pro rata basis, including the month of addition and excluding the month of sale/ disposal. Residual value in respect of buildings and vehicles is considered as 5% of the cost</i>”. Accordingly, the depreciation to be charged on investment property (building) of IFCI Infrastructure Development Limited (the Subsidiary) should have been 1.58 per cent ((100-5)/60)%, which works out to ₹ 0.15 crore⁸.</p> <p>The company valued the investment property after charging depreciation of ₹ 0.39 crore for the year 2022-23.</p>	<p>Pertains to IFCI Infrastructure Development Limited (IIDL). Response submitted by the Management of IIDL is as under –</p> <p>The same has been rectified and updated in Q1 of 2023-24.</p>

CAG Observations	IFCI Management Comments
<p>Excess charging of depreciation has resulted in understatement of Investment Property and overstatement of loss for the year by ₹ 0.24 crore. ⁸₹ 9.29 crore * 1.58 per cent</p>	
<p>A.3 Liabilities: Non-Financial Liabilities A.3.1 Provisions (Note No. 23) – ₹ 183.65 crore</p> <p>i. RBI's Prudential Framework for Resolution of Stressed Assets stipulates that in case of Change in Ownership of the borrowing entities, credit facilities of the concerned borrowing entities may be continued/upgraded as 'standard' after the change in ownership is implemented. However, the quantum of provisions held (excluding additional provisions) by the bank against the said account as on the date of change in ownership of the borrowing entities can be reversed only after the end of monitoring period subject to satisfactory performance during the same. Satisfactory performance means that the borrower entity is not in default at any point of time during the period concerned.</p> <p>The Monitoring period has been defined as <i>"the period from the date of implementation of Resolution Plan up to the date by which at least 10 per cent of the sum of outstanding principal debt as per the Resolution Plan and interest capitalisation sanctioned as part of the restructuring, if any, is repaid, subject to minimum of one year from the commencement of the first payment of interest or principal (whichever is later) on the credit facility"</i>.</p> <p>Audit observed that IFCI Factors Limited (the Subsidiary) carried a provision of ₹ 4.96 crore (₹ 2.61 crore against a term loan of ₹ 5.21 crore and ₹ 2.35 crore against domestic factoring of ₹ 4.69 crore) against Shriram EPC Limited (SEL) as on 31 March 2022. A resolution plan was approved (09.03.2022) for the SEL as the change in management was envisaged (a Kuwait based entity named- Mark AB Capital LLC had proposed to invest in SEL) and as per the plan, the loan account was restructured after receiving a down payment of ₹ 6.12 crore against total outstanding amount of ₹ 13.24 crore⁹.</p> <p>Audit observed that IFCI Factors Limited started receiving interest payments on above loan w.e.f July 2022 and received total amount of ₹ 16.13 lakh as interest payment till the end of March 2023. Since, no principal¹⁰ amount has been received till March 2023 and further, minimum one year has also not been elapsed from the date of first payment of interest, the provision of ₹ 4.96 crore held at the time of implementation of Resolution Plan should not have been reversed.</p> <p>Incorrect reversal of provision amount has resulted in understatement of Provision to the extent of ₹ 4.96 crore and corresponding understatement of loss for the year by the same amount.</p> <p>⁹Includes interest on term loan and domestic factoring. ¹⁰Total Principal outstanding of Domestic factoring is ₹ 2.65 crore</p>	<p>Pertains to IFCI Factors Ltd. (IFL). Response submitted by the Management of IFL is as under –</p> <p>As already communicated, the reversal of provision was on account of an interpretation error in clauses of RBI Circular on Prudential Framework for Resolution of Stressed Assets dated 7 June 2019. The observation of CAG is noted. Guided by the observation of CAG, the Company has made additional provision of ₹ 2.58 crore in quarter ended June 2023 and shall make further provision of ₹ 2.35 crore in the quarter ended September 2023.</p> <p>As regards disclosures in the notes to accounts, the Company had disclosed provisions in note no 41 and 54 in the notes to accounts. However, for abundant clarity the Company has included the following details in notes for the quarter ended June 30, 2023:</p> <p>"Disclosure related to Resolution Plan implemented during the year in terms of RBI Circular No. DBR.No.BP.BC.45 / 21.04.048/ 2018-19 dated 07.06.2019:</p> <p>The account of M/s SEPC Limited with outstanding of ₹ 13.24 crore, which was classified as Sub-standard Asset, was resolved during FY 2022-23, under the provisions of the said RBI Circular. Pursuant to the change in ownership, the account was upgraded from Sub-Standard to Standard. The resolution plan was approved by the consortium of lenders led by Punjab National Bank. The Company received upfront amount of ₹ 6.12 crore as per terms of the resolution plan."</p> <p>As regards the observation of CAG on the outstanding DSBF facility, it may be noted that in addition to the original DSBF Facility of ₹ 4.51 crore, the Company had also sanctioned an adhoc limit towards Covid-19 Emergency Credit Facility (CECF) in February 2021, in line with the lead lender, Punjab National Bank.</p> <p>The memorandum for the meeting held on 19.04.2022 mentions only those facilities which were restructured in December 2014 under the aegis of CDR, which includes DSBF of ₹ 4.51 crore. However, in the accounting system, the DSBF portion of the Covid-19 Emergency Facility was also clubbed with the original DSBF Facility resulting in the figure of ₹ 4.69 crore.</p>
<p>ii. Above does not include ₹ 0.40 crore being provision towards cases filed by owners/allottees of IIDL Aerie, Kochi { project developed by IFCI Infrastructure Development Limited (the subsidiary)} and pending at various consumer forums. The Subsidiary, while releasing the retention money of ₹ 0.40 crore to the contractor of IIDL Aerie, Kochi Project towards full and final settlement out of the total retention money of ₹ 0.80 crore, decided to make a provision of ₹ 0.40 crore on</p>	<p>Pertains to IFCI Infrastructure Development Limited (IIDL). Response submitted by the Management of IIDL is as under – The same has been rectified and updated in Q1 of 2023-24.</p>

CAG Observations	IFCI Management Comments
<p>account of cases filed by owners/allottees at various consumer forums.</p> <p>However, no such provision for legal cases was created by the Subsidiary. This has resulted in understatement of provisions and loss by ₹ 0.40 crore.</p>	
<p>A.4 Liabilities: Financial Liabilities</p> <p>A.4.1 Other Financial Liabilities (Note No. 22) – ₹ 3756.33 crore</p> <p>The above does not include ₹ 20.39 crore, being the interest earned on Fixed Deposits created out of the amount to be paid to the bondholders of Relief Bonds, issued by Reserve Bank of India through Stock Holding Corporation of India (the Subsidiary), which has remained unclaimed by the bondholders. The interest of ₹ 20.39 crore has been booked by the Subsidiary, as income over the years.</p> <p>As the amount of the Fixed Deposit is not owned by the Subsidiary, the interest earned thereon is a liability and not an income of the Subsidiary. This has resulted in understatement of 'Other Financial Liabilities' by ₹ 20.39 crore with overstatement of 'Other Income' and understatement of loss for the current year by ₹ 1.18 crore and overstatement of Other Equity by ₹ 19.21 crore.</p>	<p>Pertains to Stock Holding Corporation of India (SHCIL). Response submitted by the Management of SHCIL is as under</p> <p>“The Corporation since 1998 has been servicing the Bondholders of Relief Bonds in accordance with the terms notified by the RBI. While doing so, for various reasons payments instructions to bankers for a few bond holders gets returned by their bankers. The Corporation makes all necessary efforts to reach out to such bond holders to repay the uncashed redemption/half yearly interest proceeds. The uncashed amounts in the interim period is held in the bank accounts of the Corporation and reflected in the financial statements as a liability.</p> <p>The Reserve Bank of India on 11th September, '23 has issued directives to Banks/ StockHolding in respect of uncashed deposits with them on account of redemption proceeds on maturity of Relief Bonds/Savings Bonds, and half yearly interest payments thereon. The directives required the Banks/StockHolding to remit such unclaimed payments back to RBI as per the timelines specified therein. StockHolding has complied with the said directives and will continue to adhere to the same. Thus, the Corporation has complied with the applicable service requirements, Accounting Standards, disclosure requirements and duly discharged the tax liabilities.”</p>
<p>A.5 Expenses: Impairment on Financial Instruments (Note No. 32) Loans- ₹ (87.73 crore)</p> <p>The above amount includes ₹ 0.84 crore towards reversal of Expected Credit Loss in respect of M/s Anil Limited¹¹. IFCI Venture Capital Funds Limited (the Subsidiary), while calculating Expected Credit Loss (ECL) in this case considered the value of security as ₹ 18.10 crore being the reserve price fixed for the auction held in February 2022 (sale not succeeded) and worked out the present value of security realization considering expected legal cost in next three years as ₹ 8.23 crore. However, the reserve price fixed on 03 May 2023 for sale of property was ₹ 16.28 crore and therefore, the present value of security realization works out to ₹ 7.39 crore.</p> <p>Non-consideration of latest reserve price has resulted in understatement of expenses and loss for the year by ₹ 0.84 crore (₹ 8.23 crore since ₹ 7.39 crore).</p> <p>¹¹Loan no.: 2015912001</p>	<p>Pertains to IFCI Venture Capital Funds Ltd. (IVCF). Response submitted by the Management of IVCF is as under :</p> <p>The required provision in the case of Anil Ltd., has since been created in June 2023 taking the latest security value.</p>
<p>B. Comments on Consolidated Financial Position Contingent Liabilities and Commitments (Note No. 37) Contingent liabilities towards Income Tax — ₹ 9.36 crore</p> <p>Above does not include demand of ₹ 2.46 crore raised by Income Tax Department for the Assessment Years 2012-13 and 2014-15 to 2017-18 and against which an appeal has been filed by IFCI Infrastructure Development Limited (the subsidiary). Hence, this amount should have been shown under contingent liability in line with Para 86 of Ind AS 37 (Provisions, Contingent Liabilities and Contingent Assets). which, <i>inter-alia</i>, stipulates that, “unless the possibility of any outflow in settlement is remote, an entity shall disclose a brief description of the nature of the contingent liability and an estimation of its financial effect, where practicable, for each class of contingent liability at the end of the reporting period”.</p> <p>Therefore, the above note is deficient to that extent.</p>	<p>Pertains to IFCI Infrastructure Development Limited (IDL). Response submitted by the Management of IDL is as under -</p> <p>Noted the observation. There is no financial impact on balance sheet for the FY 2022-23. We will rectify the same in current FY i.e. 2023-24.</p>

CAG Observations	IFCI Management Comments
<p>C. Comments on Auditors Report Independent Auditor's Report dated 25 May 2023</p> <p>Clause 3 (vii) (b) of Companies (Auditor's Report) Order, 2020 requires an Auditor to report, where Statutory dues including Goods and Services Tax, provident fund, employees' state insurance, income-tax, sales-tax, service tax, duty of customs, duty of excise, value added tax, cess and any other statutory dues have not been deposited on account of any dispute, then the amount involved and the /from where dispute is pending shall be mentioned.</p> <p>The Company has 10 income tax appeals pending before various forums viz Commissioner of Income Tax (Appeals), Income Tax Appellate Tribunal and High Court. However, Independent Auditor in his Report, has included only three cases pending before Commissioner of Income Tax (Appeals) and did not include the cases pending before Income Tax Appellate Tribunal and High Court. Further, the Company has outstanding income tax demands of ₹ 8.15 crore relating to Assessment Years 2009-10 and 2013-14 to 2016-17 under Vivad se Vishwas Scheme which have also not been included by the Auditor in his Report. Thus, the Independent Auditor's Report is deficient to that extent besides non-compliance with the above-mentioned clause of CARO 2020.</p>	<p>Pertains to Statutory Auditor. Response submitted by the Statutory auditor is as under:</p> <p>The company has already availed the benefit of VSV Scheme and thus, technically the demands are not enforceable against the company.</p> <p>Further, due to certain technical error committed by the department, the company choose not to take back the appeals outstanding though which have been settled under VSV scheme. Thus, there is no underreporting of outstanding income tax liabilities. Further, the same practice is continuously followed in earlier years for which no such objection was raised by CAG.</p> <p>Further, the company shall maintain status-quo after same.</p>

Dated: November 08, 2023

Manoj Mittal
Managing Director &
Chief Executive Officer
DIN: 01400076

Suneet Shukla
Chief General Manager &
Chief Financial Officer

Priyanka Sharma
Company Secretary

REPORT ON CORPORATE GOVERNANCE

1. COMPANY'S PHILOSOPHY ON CODE OF GOVERNANCE:

Corporate Governance is based on the principle of fairness, equity, transparency, accountability and dissemination of information. IFCI believes in maintaining the highest standards of Corporate Governance as essential to its existence. IFCI is fully committed to practicing the best Corporate Governance and upholding the highest ethical standards in conducting business.

Our corporate governance is reinforced through the Company's Code of Conduct and Ethics, corporate governance guidelines and Committee charters. Our Board and Management processes, audits and internal control systems reflect the principles of our corporate governance framework.

2. BOARD OF DIRECTORS:

(A) Composition, Category and Attendance of the Board of Directors:

As on March 31, 2023, the Board of the Company consisted of 7 (Seven) Directors, out of whom 6 (Six) Directors were Non-Executive Directors while 1 (one) was Executive Director designated as Managing Director & Chief Executive Officer (MD & CEO).

The composition of the Board was not in conformity with the SEBI (Listing Obligations and Disclosure Requirements) Regulations, 2015 (Listing Regulations), in the absence of Independent Directors on the Board. The composition of the Board, number of Board Meetings held, attendance of the Directors at the Board Meetings and last Annual General Meeting and the number of Directorship and Chairmanship/ Membership of Committees across all Companies in which he/she was a Director as on March 31, 2023, is given here-in below:

Sl. No.	Name of Director	Category	Attendance Category		At AGM held on December 22, 2022	No. of Directorships/ Committee Memberships/ Chairmanships across all Companies		
			No. of Board Meetings during the year FY 2022-23			Directorships (including IFCI)	Committee Memberships (including IFCI)	Committee Chairmanships (including IFCI)
			Held	Attended				
1	Shri Manoj Mittal	Executive Director - Managing Director & Chief Executive Officer (MD & CEO)	7	7	Yes	5	-	-
2	Shri Mukesh Kumar Bansal (#)	Non-Executive Director - Government Director	2	2	NA	4	2	-
3	Shri Kartikeya Misra (#)	Non-Executive Director - Government Director	2	2	NA	1	1	-
4	Prof Narayanaswamy Balakrishnan	Non-Executive Director	7	7	Yes	2	1	-
5	Prof Arvind Sahay	Non-Executive Director	7	7	Yes	3	5	1
6	Shri Surendra Behera(\$)	Non-Executive Director	2	2	Yes	1	1	-
7	Shri Arvind Kumar Jain (\$)	Non-Executive Director	2	2	Yes	6	5	2

DIRECTOR RETIRED/RESIGNED DURING THE FY 2022-23

1	Shri Sunil Kumar Bansal (*)	Executive Director - Deputy Managing Director	3	3	NA	1	2	-
2	Shri Kanakasabapathi Kadiresan (%)	Non-Executive Director	4	4	NA	1	-	-
3	Dr Bhushan Kumar Sinha (@)	Non-Executive - Government Director	5	3	No	2	1	-
4	Ms. Anindita Sinharay (@)	Non-Executive - Government Director	5	3	No	3	3	-

(#) Shri Mukesh Kumar Bansal and Shri Kartikeya Misra were appointed as Government Directors on Board w.e.f. 02.02.2023.

(\$) Shri Surendra Behera and Shri Arvind Kumar Jain were appointed on Board on 09.11.2022.

(*) Shri Sunil Kumar Bansal ceased to be on Board w.e.f. 13.09.2022.

(%) Shri Kanakasabapathi Kadiresan ceased to be on Board w.e.f. 02.10.2022.

(@) Dr. Bhushan Kumar Sinha and Ms. Anindita Sinharay ceased to be on Board w.e.f. 06.01.2023.

NOTES:

- Number of Meetings represent the Meetings held during the period in which the Directors were on the Board.
- Directorships (including IFCI Ltd.) indicated above include all public companies whether listed or not. Directorships held in other body corporates, Private Companies, Foreign Companies

and Non-Profit Organisations have not been included in the above table.

- Committee Memberships / Chairmanships indicated above, include Memberships only in Audit Committee and Stakeholders' Relationship Committee in all Public Limited Companies, (whether Listed or not), including IFCI Ltd., Committee

Memberships / Chairmanships held in other body corporates have not been included in the above table.

4. Number of Membership includes Chairmanships held in Committees.
5. In the case of Directors Retired / Resigned, the status of other Directorship and Committee Membership is on the basis of the last disclosure made by the Director.
6. None of the Directors are related to each other or to any Key Managerial Personnel of the Company.
7. None of the Directors on the Board are Members of more than 10 (ten) Committees or Chairman of more than 5 (five) Committees

across all the companies in which they are Directors. Necessary disclosures regarding the positions in other public companies as on March 31, 2023 have been made by the Directors.

8. The independence of a Director is determined by the criteria stipulated under the Listing Regulations, wherever applicable. As on March 31, 2023, there were no Independent Directors on the Board of the Company.
9. Other Directorships in Listed entities (only whose equity is listed), where a Board Member, IFCI, is a Director and the category of Directorship:- As on March 31, 2023, no other Board Member holds directorship in other listed entities, except the following:-

Sl. No.	Name of Director	Name of other Listed Entities and Category of Directorship
1.	Shri Mukesh Kumar Bansal	Bank of Baroda (Non-Executive – Government Nominee Director)
2.	Prof. Narayanaswamy Balakrishnan	Equitas Small Finance Bank Limited (Non-Executive - Independent Director)
3.	Prof. Arvind Sahay	HIL Limited (Independent Director)

(B) Number of Board Meetings held and dates:

During the FY 2022-23, the Board of Directors met 7 (seven) times. The dates of the Meetings held in 2022 were May 18, May 28, August 10, September 27, November 09, February 13 and March 28 in 2023.

(C) Details of appointment of new Directors / re-appointment of a Director forms part of the Notice of Annual General Meeting.

(D) None of the Non-Executive Directors held shares and convertible instruments of the Company as on March 31, 2023.

(E) Familiarization Programme for Independent Directors

Familiarization programme is an ongoing process. The Company endeavours to undertake familiarization programmes for the Directors of the Company, their roles, rights, responsibilities in the Company, nature of the Industry in which the Company operates, the Business model of the Company and so on. The detail of such familiarization programmes held in past has been disclosed on the website of the Company, at www.ifcilt.com/ https://www.ifcilt.com/upload/Details-Familiarisation-Programme_new.pdf. However, during the FY 2022-23 no such programme was held as there was no Independent Director on the Board.

(F) Chart/ Matrix setting out the skills/expertise / competence of Board of Directors & name of Directors who have such skills/ expertise/ competence.

1. Educational Qualification	(i)	Possess any Graduation/ Post Graduation/ M. Phil / Doctorate/such other qualification as may be deemed fit.
	(ii)	Possess any other Professional Qualification / Degree/ Diploma/such other qualification as may be deemed fit.
2. Experience / Expertise	(i)	Possess appropriate skills, experience and knowledge in one or more fields of finance, law, management, sales, marketing, administration, research, corporate governance, technical operations or other disciplines related to the Company's business.
	(ii)	Preferably have undergone requisite training programme or mid-career Professional Development trainings which would have enabled him/her to adapt to changing dynamics of business environment.

All the Directors on the Board as on March 31, 2023, met above-mentioned Educational Qualification and Experience / Expertise.

3. AUDIT COMMITTEE:

(A) Terms of Reference:

The terms of reference of the Audit Committee is to see the effectiveness of operations of the audit function of the Company, review the systems and procedures of internal control, oversee the Company's financial reporting process, review with the management the periodical and annual financial statements before submission to the Board and ensure compliance with the regulatory guidelines. The Committee is also responsible for objectively reviewing the reports of the internal auditors and statutory auditors and ensuring adequate follow-up action by the management. The Committee also recommends the fixation of their fees.

The Committee further carries out the scrutiny of inter-corporate loans and investments, valuation of undertakings or assets of the Company, evaluation of internal financial control and risk management, monitoring the end use of funds raised through public offers, overseeing of the vigil mechanism and approval or any subsequent modification of transactions of the Company with related parties. The Committee also carries out the review and reporting of fraud cases.

(B) Composition, Meetings and Attendance of the Committee:

As on March 31, 2023, the Audit Committee of IFCI consisted of four (4) Directors, all 4 (four) being Non-Executive Directors. During the FY 2022-23, the Audit Committee of Directors of IFCI met 6 (Six) times. In 2022, the Meetings were held on April 14, May 28, August 10, November 09, February 13 and March 28 in 2023. The composition of the Audit Committee and attendance of Directors at the Meetings during the FY 2022-23 is shown below:

Sl. No.	Name of Director	Category	Date of Appointment / Cessation	No. of Meetings during the FY 2022-23	
				Held	Attended
MEMBERS OF THE COMMITTEE					
1.	Prof Arvind Sahay	Chairman *	30.10.2017	6	6
2.	Shri Mukesh Kumar Bansal	Member	02.02.2023	2	1
3.	Prof. Narayanaswamy Balakrishnan	Member	30.01.2020	6	6
4.	Shri Arvind Kumar Jain	Member	09.11.2022	2	2
DIRECTORS WHO CEASED TO BE MEMBER DURING F.Y. 2022-23					
1.	Shri Sunil Kumar Bansal	Member	13.09.2022	3	3
2.	Dr. Bhushan Kumar Sinha	Member	06.01.2023	4	2

Note:* In the absence of Independent Directors, Prof Arvind Sahay had been appointed as Chairman to chair the Meetings of the Committee, till the time Independent Directors are appointed on the Board of the Company.

The Statutory Auditors and other senior executives were invited to participate in the Meetings of the Audit Committee wherever necessary, as decided by the Committee. The Company Secretary acts as the Secretary to the Audit Committee.

4. NOMINATION AND REMUNERATION COMMITTEE:

(A) Terms of Reference:

The terms of reference of the Committee is to identify persons who are qualified to become Directors (excluding Independent Directors and Nominee Directors), recommendation of the appointment of Senior Management. The Committee recommends to the Board, all remuneration, in whatever form, payable to Senior Management, to formulate the criteria for evaluation of performance of Independent Directors and Board. The Committee also peruse the Policy on HR matters including career management and succession planning.

(B) Performance Evaluation:

The Nomination and Remuneration Policy of IFCI has laid down the criteria for conducting performance evaluation of Board of Directors including Independent Directors. The criteria for performance evaluation cover their role, functions and various other attributes. The focus areas of improvements mentioned by the Directors included Structure of the Board / Composition of the Committees which are non-compliant as per the statutory

requirements. Since, there was no Independent Director on the Board of the Company during the financial year 2022-23 hence, no Meeting of the Independent Directors could be held. Communications requesting appointment of requisite number of Independent Directors have been sent to the Department of Financial Services being the Administrative Ministry In-Charge and the appointments are awaited. However, considering our request 1(one) Independent Director Shri Umesh Kumar Garg, has been appointed on the Board by GoI.

(C) Composition, Meetings and Attendance of the Committee:

As on March 31, 2023, the Committee consisted of four Directors, all being Non-Executive Directors. During the year, 4 (four) Meetings of the Committee were held on August 10, 2022, November 09, 2022, February 13, 2023, and March 28, 2023. In the absence of Independent Directors, the composition of the Nomination and Remuneration Committee of Directors was not in conformity with the requirements of the Listing Regulations and the Companies Act, 2013. The composition of the Committee and attendance of Directors at the Meetings during FY 2022-23 is shown below:

Sl. No.	Name of Director	Category	Date of Appointment / Cessation	No. of Meetings during the FY 2022-23	
				Held	Attended
MEMBERS OF THE COMMITTEE					
1.	Shri Arvind Kumar Jain	Chairman *	09.11.2022	2	2
2.	Shri Kartikeya Misra	Member	02.02.2023	2	0
3.	Prof. Narayanaswamy Balakrishnan	Member	04.06.2020	4	4
4.	Prof Arvind Sahay	Member	30.10.2017	4	4
DIRECTORS WHO CEASED TO BE MEMBER DURING FY 2022-23					
1.	Dr. Bhushan Kumar Sinha	Member	06.01.2023	2	2
2.	Shri Sunil Kumar Bansal	Member	13.09.2022	1	1

*In the absence of Independent Directors, Shri Arvind Kumar Jain had been appointed as Chairman of the Committee w.e.f. 02.02.2023, till the time Independent Directors are appointed on the Board of the Company.

(D) Following are the details of the remuneration paid to the managerial personnel during the FY 2022-23:

(i) Shri Manoj Mittal, Managing Director and Chief Executive Officer, from 01.04.2022 to 31.03.2023.

Particulars	(₹ in lakhs)
Salary & Allowances (excluding Perquisites)	35.46
Perquisite Allowance (inclusive of Tax borne by IFCI on perquisites)	4.13
Contribution to PF & Other Funds	2.56
Perquisites as per IT Act Sec – 17(2)	7.64
Others-Medical Reimbursement	0.67
Others-Leave Fare Concession	2.76
TOTAL	53.22

- (ii) Shri Sunil Kumar Bansal, Deputy Managing Director, from 01.04.2022 to 12.09.2022

Particulars	(₹ in lakhs)
Salary & Allowances (excluding Perquisites)	17.06
Perquisite Allowance (inclusive of Tax borne by IFCI on perquisites)	2.54
Contribution to PF & Other Funds	1.11
Perquisites as per IT Act Sec – 17(2)	4.79
Perquisites as per IT Act Sec – 17(3)	1.72
Others-Medical Reimbursement	1.63
Gratuity	2.05
Retirement Leave	8.19
TOTAL	39.09

- (E) During the FY 2022-23, the Company paid sitting fees to the Non-Executive Directors excluding Government Nominee Directors. The sitting fees of ₹ 40,000/- and ₹ 20,000/- per Meeting was paid for attending the Board and Committee of Directors Meeting, respectively. Further, additional sitting fee of ₹ 10,000/- and ₹ 5,000/- per Meeting was also paid for Chairing the Board and Committee of Directors Meeting, respectively.
- The Non-Executive and Independent Directors do not receive any remuneration besides the sitting fees. There were no Independent Directors during the FY 2022-23.
- (F) As per the disclosure made by the Directors of the Company, none of them hold any shares or any other convertible instruments of IFCI as on March 31, 2023.
- (G) There are no stock options being held by the Directors of the Company.

5. STAKEHOLDERS' RELATIONSHIP COMMITTEE:

- (A) Stakeholders' Relationship Committee of Directors of IFCI consisted of four Non-Executive Directors as on March 31, 2023. During the FY 2022-23, the Committee met 3 (three) times on May 28 and August 10 in 2022, and on February 13 in 2023. The composition of the Committee and attendance of Directors at the Meetings during the FY 2022-23 is shown below:

Sl. No.	Name of Director	Category	Date of Appointment / Cessation	No. of Meetings during the FY 2022-23	
				Held	Attended
MEMBERS OF THE COMMITTEE					
1.	Shri Arvind Kumar Jain	Chairman*	09.11.2022	1	1
2.	Shri Kartikeya Misra	Member	02.02.2023	1	0
3.	Prof Arvind Sahay	Member	31.10.2017	3	3
4.	Shri Surendra Behera	Member	09.11.2022	1	1
DIRECTORS WHO CEASED TO BE MEMBER DURING F.Y. 2022-23					
1.	Shri Sunil Kumar Bansal	Member	13.09.2022	2	2

* In the absence of Independent Directors, Shri Arvind Kumar Jain had been appointed as Chairman of the Committee w.e.f. 02.02.2023 till the time Independent Directors are appointed on the Board of the Company.

- (B) **Name & Designation of Compliance Officer**
Smt. Priyanka Sharma, Company Secretary & Compliance Officer
Email: complianceofficer@ifcilt.com
- (C) The number of complaints received from the shareholders and bondholders in respect of the listed securities, during FY 2022-23 and the number of pending complaints are shown below:
- | Equity Shares & Bonds | |
|--|------|
| No. of Complaints received during the FY 2022-23 | 8648 |
| Pending as on March 31, 2023 | 0 |
- (*) Excluding complaints/issues in respect of which cases are pending in courts / CDRE.
- The Company has redeemed IFCI Family Bonds, issued under Public Issue in 1996 on completion of the tenure/ exercise of call option. Payment of redemption amount has been made to the bondholders. Payment in respect of the redemption cheques lying under stale cheques, is being made on receipt of request from bondholders. Application being received from investors to get refund from IEPF is being processed from time-to-time.
- (D) The Company has constituted a Committee of its Executives for approval of the Investor Service Requests w.r.t. share transfers, transmissions and transpositions, name change/correction etc. As the transfer of shares in physical form has been prohibited
- after April 01, 2019, in terms of SEBI Gazette Notification dated June 08, 2018 read with SEBI Press Release dated December 03, 2018, the Share Transfer Committee of Executives, now meets as and when required, instead of four times a month. All the requests for share transfers etc. were processed and Letter of Confirmation were issued within the stipulated time as per relevant SEBI Circular. Except for certain cases under litigation, there was no share transfer pending for more than 15 days.
- (E) In accordance with the Securities & Exchange Board of India (Prohibition of Insider Trading) Regulations, 2015, the Board of Directors of the Company has adopted Code of Practices and Procedures for Fair Disclosure of Unpublished Price Sensitive Information and Code of Conduct to Regulate, Monitor and Report Trading by Insiders. The Company also adopts the concept of Trading Window Closure, to prevent its Directors, officers, employees and other connected persons from trading in the securities of IFCI at the time when there is unpublished price sensitive information. The Company has obtained the relevant disclosures as on March 31, 2023 under the Securities and Exchange Board of India (Prohibition of Insider Trading) Regulations, 2015.
- (F) The Board of Directors has laid down a Code of Conduct for its Board Members and Employees and the same has been posted on the website of the Company at www.ifcilt.com / <https://www.ifcilt.com/?q=en/content/code-conduct>.

6. RISK AND ASSET LIABILITY MANAGEMENT COMMITTEE:

(A) Terms of Reference:

The terms of reference of the Risk and Asset Liability Management Committee is to formulate a detailed risk management policy and satisfying itself that policies and procedures are in place to manage risks and critically assessing the institution's business strategies and plans from a risk perspective and advising the Board

suitably. The committee is also responsible for Review of major policies, cyber security and the Risk associated with it.

(B) Composition, Meetings and Attendance of the Committee:

The Risk and Asset Liability Management Committee met 4 (four) times during the FY 2022-23 on May 28, August 10, November 09 in 2022 and February 13 in 2023. The composition of the Committee as on March 31, 2023 and attendance of the Directors at said Meetings were as under:

Sl. No.	Name of Director	Category	Date of Appointment / Cessation	No. of Meetings during the FY 2022-23	
				Held	Attended
MEMBERS OF THE COMMITTEE					
1.	Shri Surendra Behera	Chairman*	09.11.2022	1	1
2.	Shri Kartikeya Misra	Member	02.02.2023	1	0
3.	Prof. Narayanaswamy Balakrishnan	Member	14.02.2019	4	4
4.	Prof Arvind Sahay	Member	30.10.2017	4	4
DIRECTORS WHO CEASED TO BE MEMBER DURING F.Y. 2022-23					
1.	Shri Sunil Kumar Bansal	Member	13.09.2022	2	2
2.	Dr. Bhushan Kumar Sinha	Member	06.01.2023	3	2

*Shri Surendra Behera was appointed as the regular Chairman of the Committee w.e.f. 02.02.2023 and chaired the Meeting held on February 13, 2023.

7. Details of Other Committees:

The Company also has in place other Board level Committees. The number and dates of Meetings of such other Committees held during the FY 2022-23 and attended by the Members is as under:

(A) Executive Committee- The Meetings of the Executive Committee during the FY 2022-23 were held on August 01 and December 22 in 2022. The composition of the Committee as on March 31, 2023 and attendance of the Directors at said Meetings were as under:

Sl. No.	Name of Director	Category	Date of Appointment / Cessation	No. of Meetings during the FY 2022-23	
				Held	Attended
MEMBERS OF THE COMMITTEE					
1.	Shri Manoj Mittal	Chairman	12.06.2021	2	2
2.	Prof Narayanaswamy Balakrishnan	Member	30.10.2017	2	2
3.	Shri Surendra Behera	Member	09.11.2022	1	1
4.	Shri Arvind Kumar Jain	Member	09.11.2022	1	1
DIRECTORS WHO CEASED TO BE MEMBER DURING F.Y. 2022-23					
1.	Shri Sunil Kumar Bansal	Member	13.09.2022	1	1

(B) IT- Strategy Committee –The IT Strategy Committee met 2 (two) times during the FY 2022-23 on August 01, 2022 and January 20, 2023. The composition of the Committee as on March 31, 2023 and attendance of the Directors at the said Meetings were as under.

Sl. No.	Name of Director/Member	Category	Date of Appointment / Cessation	No. of Meetings during the FY 2022-23	
				Held	Attended
MEMBERS OF THE COMMITTEE					
1.	Prof. Narayanaswamy Balakrishnan	Chairman	30.10.2017	2	2
2.	Shri Manoj Mittal	Member	12.06.2021	2	2
3.	Shri Kartikeya Misra	Member	02.02.2023	0	0
4.	Shri Surendra Behera	Member	09.11.2022	1	1
5.	Shri Pushpinder Singh	External Member	10.08.2021	2	2
6.	Shri Harjeet Singh	Member (CIO & CTO)	10.08.2021	2	2
DIRECTORS WHO CEASED TO BE MEMBER DURING F.Y. 2022-23					
1.	Shri Sunil Kumar Bansal	Member	13.09.2022	1	1

- (C) **Business Responsibility Reporting Committee** – The Committee met once on November 09, 2022 in the FY 2022-23. The composition of the Committee as on March 31, 2023, and attendance of the Directors at said Meeting was as under:

Sl. No.	Name of Director	Category	Date of Appointment / Cessation	No. of Meetings during the FY 2022-23	
				Held	Attended
MEMBERS OF THE COMMITTEE					
1.	Shri Manoj Mittal	Chairman	12.06.2021	1	1
2.	Shri Surendra Behera	Member	09.11.2022	-	-
4.	Prof Arvind Sahay	Member	30.10.2017	1	1
DIRECTORS WHO CEASED TO BE MEMBER DURING FY. 2022-23					
1.	Shri Sunil Kumar Bansal	Member	13.09.2022	-	-
2.	Dr. Bhushan Kumar Sinha	Member	06.01.2023	1	1

- (D) **Review Committee on Wilful Defaulters** - The Committee consisted of 4 Directors viz. Shri Manoj Mittal, Chairman of the Committee, Shri Mukesh Kumar Bansal, Prof. Narayanaswamy Balakrishnan and Shri Arvind Kumar Jain as Members. However, no Meeting of the Committee was held during FY 2022-23.

- (E) **Review Committee of Non-Cooperative Borrowers and Recovery & NPA Management Committee** - The Review Committee of Non-Cooperative Borrowers and Recovery & NPA Management Committee met 4 (four) times during the FY 2022-23 on May 28, 2022, August 04, 2022, November 09, 2022 and February 13, 2023. The composition of the Committee as on March 31, 2023 and attendance of the Directors at the said Meetings were as under:

Sl. No.	Name of Director	Category	Date of Appointment / Cessation	No. of Meetings during the FY 2022-23	
				Held	Attended
MEMBERS OF THE COMMITTEE					
1.	Shri Manoj Mittal	Chairman	12.06.2021	4	4
2.	Shri Kartikeya Misra	Member	02.02.2023	1	-
3.	Prof. Arvind Sahay	Member	30.10.2017	4	4
4.	Shri Arvind Kumar Jain	Member	09.11.2022	1	1
DIRECTORS WHO CEASED TO BE MEMBER DURING FY. 2022-23					
1.	Shri Sunil Kumar Bansal	Member	13.09.2022	2	2

7. **GENERAL BODY MEETING:**

- (A) **Location and time, where last three Annual General Meetings held:**

Sl. No.	AGM Date	Location	Time
1.	22.12.2022	Auditorium, 1 st Floor, IFCI Tower, 61 Nehru Place, New Delhi-110019, through Video Conferencing (VC)/Other Audio Visual Means (OAVM).	11:30 A.M.
2.	17.12.2021		
3.	22.12.2020		

No Special resolution for the equity shareholders was put through Postal Ballot in the last year, as there were no such items, which required passing through Postal Ballot. However, one Ordinary Resolution w.r.t. "Appointment of Shri Kanakasabapathi Kadiresan" was passed through Postal Ballot during FY 2022-23.

- (B) Details of special resolutions passed in the last three Annual General Meetings: -

AGM Date	As per Companies Act.	Particulars of special resolutions
22.12.2022	u/s Section 42 & 71 of Companies Act, 2013	Approve Private Placement of Securities
17.12.2021	u/s Section 42 & 71 of Companies Act, 2013	Approve Private Placement of Securities
22.12.2020	u/s Section 42 & 71 of Companies Act, 2013	Approve Private Placement of Securities
	u/s Section 13, 61, 64 of Companies Act, 2013	Approve increase of the Authorised Equity Share Capital
	u/s Section 14 of Companies Act, 2013	Approve substitution of the existing Article 3 with New Article 3 for increase in the Authorised Equity Share Capital

8. DISCLOSURES:

(A) Related Party Transactions

Related Party Transactions [RPT(s)] during the year have been disclosed in the Notes to Accounts in the Annual Report as required under Ind AS 24 (erstwhile Accounting Standard 18) issued by the Institute of Chartered Accountants of India. The RPT(s) were in the normal course of business and were done at arm's length. There were no materially significant RPT(s) during the FY 2022-23. The Company also has in place a Policy on Materiality of Related Party Transactions [RPT(s)] and Dealing with RPT(s) and the same is placed on the website of the Company at www.ifcilt.com / [https://www.ifcilt.com/2022/Policy%20on%20Materiality%20of%20Related%20Party%20Transactions%20\(RPTs\)%20and%20Dealing%20with%20RPTs%20\(1\).pdf](https://www.ifcilt.com/2022/Policy%20on%20Materiality%20of%20Related%20Party%20Transactions%20(RPTs)%20and%20Dealing%20with%20RPTs%20(1).pdf).

(B) Disclosure of Accounting Treatment

The financial statements for the year ended March 31, 2023 have been prepared by the Company in accordance with Indian Accounting Standards ("Ind AS") notified by the Ministry of Corporate Affairs, Government of India under the Companies (Indian Accounting Standards) Rules, 2015 and Schedule III Division III of the Companies Act, 2013 which has been notified by the Ministry of Corporate Affairs and published in the official Gazette on 11th October 2018, as amended from time to time, in this regard. Any application guidance/ clarifications/ directions issued by RBI or other regulators will be implemented as and when they are issued/ applicable

(C) Risk Management

Business Risk evaluation and management is an ongoing process wherein risks are identified, assessed, managed and mitigated arising out of business, viz. Credit Risk, Market Risk and Operational Risk. The effectiveness of a Risk Management System depends on putting in place appropriate and effective Risk Management architecture. In pursuance of RBI Guidelines, Your Company has set up necessary role centers in the organizational structure to facilitate discharge of Risk Management functions.

The organizational structure for Risk Management in IFCI comprises of the Board of Directors, the Risk and Asset Liability Management Committee of Directors (RALMCD), the Risk and Asset Liability Management Committee of Executives (RALMCE) and the Integrated Risk Management Department (IRMD).

Your Company periodically reviews Lending Policy, Risk Management Policies, Treasury & Investment Policy, etc. in order to strengthen and align with industry best practices, learning curve gained from various financing/investment activities, regulations from the Reserve Bank of India and striving towards reduction in turnaround time. Your Company has availed premier services & products from acclaimed Credit Rating Agencies like CRISIL and CARE towards effective Credit Risk Management and sanctioning process.

(D) Management Discussion and Analysis Report

Management Discussion and Analysis forms part of the Board's Report and is given separately in the Annual Report.

(E) Details of Non-compliance with regard to Capital Market

There were no penalties, strictures imposed on the Company by Stock Exchanges or SEBI or any statutory authority on any matter related to capital markets during the last three years except fines imposed by BSE Limited and the National Stock Exchange of India, for non-compliance with the provisions of Regulation 17(1) & (2A), 18(1), 19(1) & (2), 20 and 21 of the SEBI (Listing Obligations & Disclosure Requirements) Regulations 2015, relating to the composition of the Board of Directors and Committees namely Audit Committee, Nomination and

Remuneration Committee, Stakeholders' Relationship Committee and Risk Management Committee. As the appointment of Independent Directors are absolutely outside the control of the Company and its Board of Directors, hence the Stock Exchanges were requested not to impose the fine and any subsequent actions on the Company. Till the quarter ended March 31, 2023, the total consolidated outstanding fines imposed by the Stock Exchanges is at ₹ 3,47,47,740/- (inclusive of taxes) after factoring the fines already waived by BSE for an amount of ₹ 1,02,31,500/-.

(F) Details of Compliance with requirements

1. The Company has duly complied with all the mandatory requirements of Corporate Governance stipulated in Listing Regulations, except w.r.t. the composition of the Board, Audit Committee, Nomination & Remuneration Committee, Stakeholders' Relationship Committee and Risk Management Committee in the absence of Independent Director on the Board of IFCI. Letters were sent to the Department of Financial Services (DFS), Ministry of Finance (MOF), being the Administrative Ministry requesting appointment/ nomination of Independent Directors. The said appointments are awaited.
2. Shri Suryakant Gupta, Practicing Company Secretary has certified the Corporate Governance Report for the Financial Year 2022-23 as stipulated in Part C of Schedule V of SEBI (Listing Obligations and Disclosure Requirements) Regulations, 2015. The said certificate is appended to this report. Further, Shri Suryakant Gupta, Practicing Company Secretary has also certified that none of the directors on the Board of the Company have been debarred or disqualified from being appointed or continuing as Directors of companies by the Board/Ministry of Corporate Affairs or any such statutory authority.

(G) Subsidiary Companies

The Company as on March 31, 2023 had 6 (six) subsidiaries viz. IFCI Financial Services Ltd, IFCI Venture Capital Funds Ltd., IFCI Infrastructure Development Ltd., IFCI Factors Ltd., MPCON Ltd. and Stock Holding Corporation of India Ltd. The Company also had 7 (seven) step-down subsidiaries viz. IIDL Realtors Pvt. Ltd., IFIN Commodities Ltd., IFIN Credit Limited., IFIN Security Finance Ltd., Stockholding Document Management Solution Ltd., Stockholding Services Ltd. and Stockholding Securities IFSC Ltd. The requirement under the Listing Regulations, as applicable, in respect of the above Companies, as and when required, have been duly complied with except requirement of Appointment of Independent Director of IFCI on the Board of Material Subsidiary. The Company has also formulated a policy for determining "Material" subsidiary and the same has been placed on the website of the Company at www.ifcilt.com / <https://www.ifcilt.com/2022/Policy%20for%20determination%20of%20Material%20Subsidiary.pdf>.

(H) CEO/CFO Certificate

The certification under Regulation 17 (8) of SEBI (Listing Obligations and Disclosure Requirements) Regulations, 2015, by CEO and CFO to the Board forms part of this report.

(I) Whistle Blower Policy

The Company has put in place a Vigil Mechanism in terms of the provisions of Section 177 (9) and (10) of the Companies Act, 2013, Listing Regulations. The Company has a Board approved Whistle Blower Policy which was updated during the year. Under Whistle Blower Policy, Director(s) and employee(s) of IFCI, can report to the Chairman of Audit Committee, their concerns about unethical behaviour, actual or suspected fraud or violation of the IFCI's code of conduct or ethics policy and to provide adequate

safeguards to them against any sort of victimization on raising an alarm. The Policy also provides for direct access to the Chairman of the Audit Committee in exceptional cases. No personnel has been denied access to the Audit Committee.

(J) Training of Board Members

The Board has formulated a Director's Training Policy for its Board Members for the business model of the Company as well as the risk profile of the business parameters of the Company and their responsibilities as Directors.

(K) Details of Adoption of Discretionary Requirements

The Company has complied with and adopted the following discretionary Requirements of Regulation 27(1) of Listing Regulations, 2015, w.r.t **Shareholder Rights**: The half-yearly declaration of financial performance is not sent individually to each household of shareholders but published in the newspapers and also disseminated to the Stock Exchanges where shares of the Company are listed.

(L) There were no expenditure debited in the books of accounts, which were not for the purpose of the business. The administrative & office expenses and financial expenses constitutes 24.47% and 86.38% respectively of total expenses as against 9.91% and 36.21 % in previous year i.e. FY 2021-22.

(M) Details of utilization of funds raised through preferential allotment or qualified institutions placement as specified under Regulation 32 (7A) of Listing Regulations – During the year, an

(O) Credit Rating

Ratings assigned by credit rating agencies and migration of ratings during the period ended 31st-March, 2023:-

Rating by	31-Mar-2022	Migration during the FY 2022-23*	31-Mar-2023
Long Term (Bonds/NCDs/Term Loans)			
Brickwork	[BWR] BB	Downgraded from [BWR] BB to BWR B+ w.e.f. 04/10/2022	[BWR] B+
ICRA	[ICRA] B+	Rating (ICRA) B+ reaffirmed on 17/08/2022	[ICRA] B+
CARE	[CARE] BB	Rating (CARE) BB reaffirmed on 06/07/2022	[CARE] BB
Short Term (Commercial Paper/ Short term borrowings)			
Brickwork	[BWR] A4+	Downgraded from [BWR] A4+ to [BWR] A4 w.e.f 04/10/2022	[BWR] A4
ICRA	[ICRA] A4	Rating [ICRA] A4 reaffirmed on 17/08/2022	[ICRA] A4
Subordinate Bonds			
CARE	[CARE] BB	Rating (CARE) BB reaffirmed on 06/07/2022	[CARE] BB
Brickwork	[BWR] BB	Downgraded from [BWR] BB to BWR B+ w.e.f. 04/10/2022	[BWR] B+
ICRA	[ICRA] B+	Rating (ICRA) B+ reaffirmed on 17/08/2022	[ICRA] B+

*Please refer website of BSE and NSE w.r.t rationale of downgrade and other details.

(P) Disclosures in relation to the Sexual Harassment of Women at Workplace (Prevention, Prohibition and Redressal) Act, 2013:-

- number of complaints filed during the FY 2022-23:- Nil
- number of complaints disposed of during the FY 2022-23:- Nil

amount of ₹ 100 crore was received from Government of India on September 16, 2022, towards subscription to the share capital of the Company for the FY 2022-23 as share application money. Subsequently, pursuant to fund infusion, 9,29,36,802 number of equity shares @ ₹ 10.76/- (including security premium of ₹ 0.76/-) per equity share were allotted to GoI. The funds have been used for the purpose for which the same has been raised.

Further, funds amounting to ₹ 400 crore have been received by the company on March 07, 2023 for the FY 2022-23. Allotment against the same has been made in next FY i.e. 2023-24.

(N) Total fees for all services paid by the listed entity and its subsidiaries, on a consolidated basis, to the statutory auditor and all entities in the network firm/network entity of which the statutory auditor is a part - Details of fee paid to statutory auditor for standalone and consolidated for the year end March 31, 2023 is mentioned below:

Sl. No.	Particulars of Payments to Auditors	Standalone Information (₹ in crores)	Consolidated Information (₹ in crores)
1.	Audit Fees	0.27	1.42
2.	Certification and other services	0.06	0.13
3.	Reimbursement of Expenses	0.05	0.09
	Total	0.38	1.64

c. number of complaints pending as on end of the FY 2022-23:- Nil

(Q) Disclosure on loans or advances: There have been no loans or advances extended by the Company or its subsidiaries, which bear resemblance to loans, to any firms or companies where the Directors of the Company hold an interest.

(R) Disclosure on Material Subsidiaries:

Name of the Material Subsidiaries	Date of Incorporation	Place of Incorporation	Name of the Statutory Auditor	Date of Appointment/ or Re-Appointment of Statutory Auditor
IFCI Infrastructure Development Limited	10/10/2007	Delhi	Ravi Rajan & Co. LLP	31/08/2022
Stock Holding Corporation Of India Limited	28/07/1986	Mumbai	G D Apte & Co.	29/08/2022

(S) There was no commodity holding and /or trading during the year. Foreign Exchange Risk associated with outstanding ECBs have been mitigated by the way of hedging in form of currency swap/future/forward contracts.

9. MEANS OF COMMUNICATION:

IFCI's quarterly/half yearly/yearly financial results are published in the leading Hindi and English newspapers. The financial results for FY 2022-23 were published in Financial Express (English in all editions) and Jansatta (Hindi in all editions). Official press releases are also displayed on the Company's Website (www.ifcilttd.com / <https://www.ifcilttd.com/?q=en/content/financial-reports-0>). All price-sensitive information is made public at the earliest through intimation to Stock Exchanges where the Equity Shares are listed viz. The National Stock Exchange of India Limited and BSE Limited. During the year, no presentation was made to the Institutional Investors or to the Analysts.

10. GENERAL SHAREHOLDER INFORMATION

(i) **Annual General Meeting:** **Date** : December 20, 2023
Time : 11:30 A.M.
Venue : Auditorium, First Floor, IFCI Tower, Nehru Place, New Delhi - 110019 (Electronic means)

(ii) Financial Calendar(Tentative):

Results for quarter ending June 30, 2023 : August 11, 2023
Results for quarter ending September 30, 2023 : November 08, 2023
Results for quarter ending December 31, 2023 : Second Week of February, 2024
Results for quarter ending March 31, 2024 : Third week of May, 2024

(iii) **Dates of Book Closure** : Thursday, December 14, 2023 to Wednesday, December 20, 2023 (Both days inclusive)

(iv) **Dividend Payment Date** : No dividend had been declared on the Equity Shares of the Company for the FY. 2022-23

(v) Listing on Stock Exchange:

(a) Equity Shares are listed on both the exchanges:

-BSE Limited (BSE)

Department of Corporate Services
25th Floor, Phiroze Jeejeebhoy Tower
Dalal Street, Fort, Mumbai – 400 001

-The National Stock Exchange of India Limited (NSE)

Exchange Plaza
Plot No. C1, Block G, Bandra Kurla Complex
Bandra (East), Mumbai – 400 051

Note:

(b) During the FY 2003-04, IFCI had redeemed all the Family bonds and advised the Stock Exchanges to discontinue the listing of the bonds. Bonds issued under Private Placement basis under Series 47 to Series 62, Infrastructure (3 Series), Subordinate Bonds (5 Series) and Tax-Free Bonds and erstwhile SLR Bonds are listed on BSE Ltd. Secured NCDs issued through Public Issue are listed both on BSE and NSE.

(c) The Annual Listing Fee for the FY 2022-23 had been paid to the BSE and NSE.

(vi) **Stock Code (Equity)** : 500106 (BSE)
IFCI (NSE)

ISIN number

Equity Shares : INE039A01010

(vii) Market Price data:

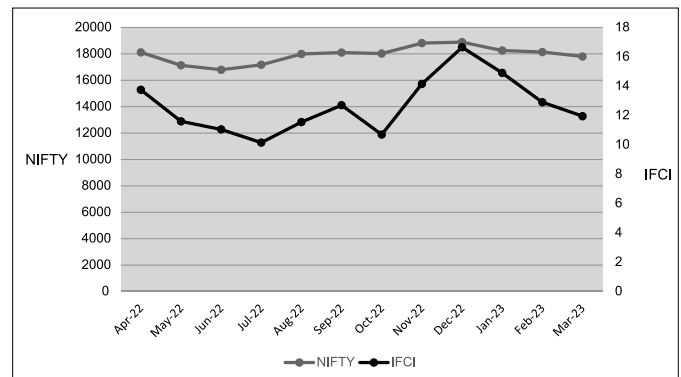
(Price in ₹)

Month & Year	National Stock Exchange		Bombay Stock Exchange	
	High	Low	High	Low
April, 2022	13.75	11.15	13.74	11.12
May, 2022	11.60	9.00	11.59	9.01
June, 2022	11.05	8.25	11.04	8.30
July, 2022	10.15	8.60	10.13	8.60
August, 2022	11.55	9.70	11.50	9.70
September, 2022	12.70	9.45	12.65	9.46
October, 2022	10.70	9.40	10.70	9.28
November, 2022	14.15	9.95	14.14	9.98
December, 2022	16.65	11.65	16.65	11.66
January, 2023	14.90	11.75	14.89	11.75
February, 2023	12.90	10.70	12.91	10.78
March, 2023	11.95	9.00	11.95	9.03

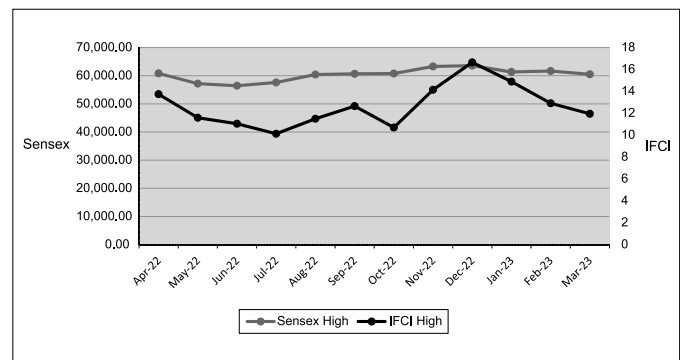
Source: NSE / BSE

viii) Performance in comparison to broad based indices:

IFCI share price as compared to NSE NIFTY during the year:



IFCI share price as compared to BSE SENSEX during the year:



(ix) Registrar and Transfer Agent (including their correspondence details):

Both for Equity Shares and Family bonds

MCS Share Transfer Agent Limited
F-65, 1st Floor, Okhla Industrial Area,
Phase -I, New Delhi-110020
Website: www.mcsregistrars.com
Email: helpdeskdelhi@mcsregistrars.com
admin@mcsregistrars.com
bonds@mcsregistrars.com
Contact Number: 011-41406149/50/51/52

For Infrastructure Bonds (series I & II) Beetal Financial & Computer Services (P) Ltd.
Beetal House, 3rd Floor, 99 Madangir Behind Local Shopping Centre, Opposite Dada Harsukhdas Mandir New Delhi-110062
Website: www.beetalfinancial.com
Email: ifci@beetalfinancial.com, ifciinfrabonds@gmail.com
Contact Number: 011-29961281-83

For Infrastructure Bonds (series III, IV & V) and Secured Non-Convertible Debentures Tranche I & II KFin Technologies Limited
Selenium Tower B, Plot Number 31 & 32, Gachibowli, Financial District, Nanakramguda, Serilingampally Mandal, Hyderabad - 500032
Website: www.kfintech.com
Email: einward.ris@kfintech.com
Contact Number: 040-67162222

For Subordinate Bonds (series I & III) Link Intime India Private Limited
C-101, 247 Park, L.B.S Marg, Vikhroli (West), Mumbai-400083
Website: www.linkintime.co.in
Email: bonds_helpdesk@linkintime.co.in, Team.bonds@linkintime.co.in
Contact Number: 022-49186000/8108116767

For all other Private Placement, Tax Free Bonds And any other query IFCI Limited
IFCI Tower, 61 Nehru Place New Delhi – 110 019
CIN: L74899DL1993GOI053677
Website: www.ifcilt.com
Email: ppbonds@ifcilt.com, tier2bonds@ifcilt.com
Contact: 011 – 41732000/41792800

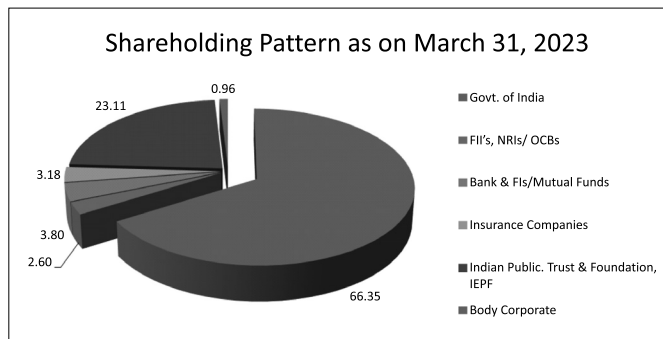
(x) Share Transfer System:

As the transfer of shares in physical form has been prohibited after April 01, 2019, in terms of SEBI Gazette Notification dated June 08, 2018 read with SEBI Press Release dated December 03,

2018, the old cases of transfer of shares received in physical form after correction of objections, etc., are duly transferred within a period of 15/30 days from the date of receipt, subject to documents being valid and complete in all respects.

(xi) Distribution of Shareholding (as on March 31, 2023):

The Equity Shareholding in IFCI by major categories of Shareholders as on March 31, 2023 is as under:



(A) Shareholding Pattern:

Shareholding Pattern of Equity Shares of IFCI as on March 31, 2023 and March 31, 2022 is given as under:

Category	As on 31.03.2023		As on 31.03.2022	
	No. of Equity Shares	%	No. of Equity Shares	%
Government of India	1,45,68,90,872	66.35	1,36,39,54,070	64.86
Banks, Financial Institutions & Mutual Funds	8,34,94,792	3.80	8,36,33,792	3.98
Insurance Companies	6,97,83,427	3.18	8,75,12,368	4.16
Bodies Corporate	2,10,24,397	0.96	2,04,82,947	0.97
FIIs, NRIs & OCBs	5,70,32,101	2.60	6,32,24,185	3.01
Public	50,77,02,518	23.12	48,41,83,943	23.02
Total	2,19,59,28,107	100.00	2,10,29,91,305	100.00

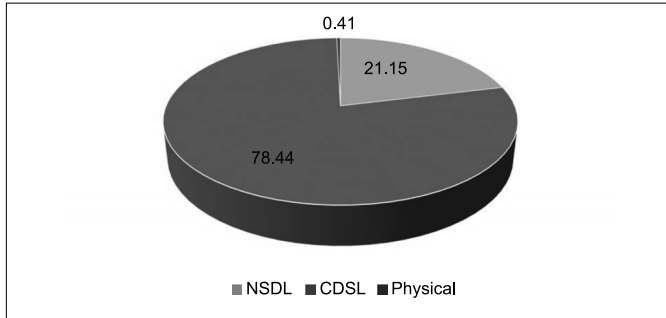
(B) Distribution Schedule Range Analysis as on March 31, 2023:

Sl. No.	Category		No. of Shareholders	% of total Shareholders	No. of Equity Shares	% Shares
	From	To				
1	1	500	405304	77.8522	61326964	2.7928
2	501	1000	50655	9.7300	42688638	1.9440
3	1001	2000	28825	5.5368	45166196	2.0568
4	2001	3000	10954	2.1041	28523349	1.2989
5	3001	4000	5080	0.9758	18487383	.8419
6	4001	5000	5330	1.0238	25540681	1.1631
7	5001	10000	7842	1.5063	59616503	2.7149
8	10001	50000	5647	1.0847	118496365	5.3962
9	50001	100000	591	0.1135	43531993	1.9824
10	100001 and above		379	0.0728	1752550035	79.8091
Total			520607	100.00	2195928107	100.00

(xii) Dematerialization of Shares and liquidity:

About 99.59 % of the Equity Shares of the Company have already been dematerialized up to March 31, 2023. IFCI's Shares are listed at major Stock Exchanges of the Country and being traded actively.

DEMATERIALIZATION OF SHARES



xiii) Outstanding GDRs / ADRs/ Warrants or any Convertible instruments:

There is no GDR/ADR or Warrants or any other Convertible Instrument, which are pending for conversion into equity shares.

(xiv) Registered Office: IFCI is a Public Financial Institution and a Government Company, having its Registered Office at IFCI Tower, 61 Nehru Place, New Delhi – 110 019.

Regional Offices at: Hyderabad, Kolkata and Mumbai

Declaration of Compliance with the Code of Conduct as provided in SEBI (Listing Obligations and Disclosure Requirements) Regulations, 2015

This is to confirm that the Company has adopted a Code of Conduct for Board Members and its employees. The Code of Conduct as adopted is available on the Company's website. It is further confirmed that the Company has in respect of the Financial Year ended March 31, 2023, received from the employees of the Company and the Members of the Board, a declaration of Compliance with the Code of Conduct as applicable to them.

(Manoj Mittal)
Managing Director & Chief Executive Officer
DIN: 01400076

CERTIFICATE IN TERMS OF REGULATION 17(8) OF SEBI (LISTING OBLIGATIONS AND DISCLOSURE REQUIREMENTS) REGULATIONS, 2015

In terms of Regulation 17(8) of SEBI (Listing Obligations and Disclosures Requirements) Regulations, 2015, it is certified as under that:

- (a) The financial statements and the cash flow statement for the year have been reviewed and that to the best of our knowledge and belief:
- (i) These statements do not contain any materially untrue statement or omit any material fact or contain statements that might be misleading;
 - (ii) These statements together present a true and fair view of the company's affairs and are in compliance with existing accounting standards, applicable laws and regulations.
- (b) There are, to the best of our knowledge and belief, no transactions entered into by the company during the year which are fraudulent, illegal or violative of the company's code of conduct.
- (c) We accept responsibility for establishing and maintaining internal controls for financial reporting and that we have evaluated the effectiveness of internal control systems of the company pertaining to financial reporting and have disclosed to the auditors and the Audit Committee, deficiencies in the design or operation of such internal controls, if any, of which we are aware and the steps we have taken or propose to take to rectify these deficiencies.
- (d) We have indicated to the auditors and the Audit Committee
- (i) Significant changes in internal control over financial reporting during the year;
 - (ii) Significant changes in accounting policies during the year and that the same have been disclosed in the notes to the financial statements; and
 - (iii) Instances of significant fraud of which we have become aware and the involvement therein, if any, of the management or an employee having a significant role in the company's internal control system over financial reporting.

The financial statements for the year ended 31st March 2023 have been drawn up on the basis of Ind AS that are applicable to the Company as at 01st April 2018 based on the Press Release issued by the Ministry of Corporate Affairs ("MCA") on 18 January 2016. Any application guidance/ clarifications/ directions issued by RBI or other regulators shall be implemented as and when they are issued/ made applicable.

Date: May 25, 2023	Sd/- (Prasoon)	Sd/- (Manoj Mittal)
Place: New Delhi	Chief General Manager & Chief Financial Officer	Managing Director & Chief Executive Officer (DIN: 01400076)

INDEPENDENT AUDITOR'S REPORT

TO THE MEMBERS OF M/S IFCI LIMITED

We have examined the compliance of conditions of Corporate Governance by M/s IFCI Limited ("Company"), for the year ended on March 31, 2023, as stipulated in Securities and Exchange Board of India (Listing Obligations and Disclosure Requirements) Regulations, 2015.

The compliance of conditions of corporate governance is the responsibility of the management. Our examination was limited to procedures and implementation thereof, adopted by the Company for ensuring the compliances of the conditions of corporate governance. It is neither an audit nor an expression of opinion on the financial statement of the Company.

In our opinion and to the best of our information and according to the explanation given to us, we certify that:-

- The Company has complied with the conditions of Corporate Governance as stipulated in the above mentioned Securities and Exchange Board of India (Listing Obligations and Disclosure Requirements) Regulations, 2015, except w.r.t. the composition of the Board, Audit Committee, Nomination & Remuneration Committee, Stakeholders' Relationship Committee and Risk Management Committee, in the absence of Independent Directors on the Board of IFCI Limited.
- None of the directors on the board of IFCI Limited, have been debarred or disqualified from being appointed or continuing as directors of the companies by the Board/Ministry of Corporate Affairs or any such statutory authority.

We further state that such compliance is neither an assurance as to the future viability of the Company nor the efficiency or effectiveness with which the management has conducted the affairs of the Company.

Date: 19.10.2023
Place: Delhi

Suryakant Gupta
Practicing Company Secretary
C.P. No.: 10828
M. No.: F9250
UDIN: F009250E001375571
Peer Review No.: 907/2020

BUSINESS RESPONSIBILITY & SUSTAINABILITY REPORT

SECTION A: GENERAL DISCLOSURES

I. Details of the Listed Entity

1.	Corporate Identity Number (CIN) of the Listed Entity	L74899DL1993GOI053677
2.	Name of the Listed Entity:	IFCI Limited
3.	Year of incorporation	1993
4.	Registered office address	IFCI Limited, IFCI Tower, 61 Nehru Place, New Delhi-110019
5.	Corporate address	IFCI Limited, IFCI Tower, 61 Nehru Place, New Delhi-110019
6.	E-mail:	complianceofficer@ifcilt.com
7.	Telephone	011-41732000
8.	Website	www.ifcilt.com
9.	Financial year for which reporting is being done	2022-23
10.	Name of the Stock Exchange(s) where shares are listed	BSE Limited and National Stock Exchange of India Limited
11.	Paid-up Capital	₹ 2195,92,81,070
12.	Name and contact details (telephone, email address) of the person who may be contacted in case of any queries on the BRSR report :	Smt. Priyanka Sharma, Company Secretary & Compliance Officer Phone: 011-41732000 Email: complianceofficer@ifcilt.com ;
13.	Reporting boundary - Are the disclosures under this report made on a standalone basis (i.e. only for the entity) or on a consolidated basis (i.e. for the entity and all the entities which form a part of its consolidated financial statements, taken together).	Standalone Basis

II. Products/services

14. Details of business activities (accounting for 90% of the turnover):

Sl. No.	Description of Main Activity	Description of Business Activity	% of Turnover of the entity
1	Financing Activity	Interest Income	80%

15. Products/Services sold by the entity (accounting for 90% of the entity's Turnover):

S. No.	Product/Service	NIC Code	% of Total Turnover contributed
1	Financing Activity	64920	80%

III. Operations

16. Number of locations where plants and/or operations/offices of the entity are situated:

Location	Number of plants	Number of offices	Total
National	NIL	04 Nos.	04 Nos.
International	NIL	NIL	NIL

17. Markets served by the entity

a. Number of locations

Locations	Number
National (No. of States)	04 (Mumbai, Delhi, Hyderabad, and Kolkata)
International (No. of Countries)	NIL

b. What is the contribution of exports as a percentage of the total turnover of the entity? Not Applicable as IFCI is not involved in exports.

c. A brief on types of customers: As on 31st March, 2023, IFCI has 432 number of corporate borrowers.

IV. Employees

18. Details as at the end of Financial Year:

a. Employees and workers (including differently abled):

S. No.	Particulars	Total (A)	Male		Female	
			No. (B)	% (B / A)	No. (C)	% (C / A)
EMPLOYEES						
1.	Permanent (D)	149	99	66.44	50	33.56
2.	Other than Permanent (E)	8	7	87.50	1	12.50
3.	Total employees (D + E)	157	106	67.52	51	32.48
WORKERS						
4.	Permanent (F)	1	1	100.00	Nil	Nil
5.	Other than Permanent (G)	Nil	Nil	Nil	Nil	Nil
6.	Total workers (F + G)	1	1	100.00	Nil	Nil

b. Differently abled Employees and workers:

S. No.	Particulars	Total (A)	Male		Female	
			No. (B)	% (B / A)	No. (C)	% (C / A)
DIFFERENTLY ABLED EMPLOYEES						
1.	Permanent (D)	1	Nil	Nil	1	100.00
2.	Other than Permanent (E)	Nil	Nil	Nil	Nil	Nil
3.	Total differently abled employees (D+E)	1	Nil	Nil	1	100.00
DIFFERENTLY ABLED WORKERS						
4.	Permanent (F)	Nil	Nil	Nil	Nil	Nil
5.	Other than permanent (G)	Nil	Nil	Nil	Nil	Nil
6.	Total differently abled workers (F+G)	Nil	Nil	Nil	Nil	Nil

19. Participation/Inclusion/Representation of women

	Total (A)	No. and percentage of Females	
		No. (B)	% (B / A)
Board of Directors	7	0	00.00
Key Management Personnel	3	1	33.33

20. Turnover rate for permanent employees and workers (Disclose trends for the past 3 years)

	FY 2022 - 23 (Turnover rate in current FY)*			FY 2021 - 22 (Turnover rate in previous FY)*			FY 2020 - 21 (Turnover rate in the year prior to the previous FY)*		
	Male	Female	Total	Male	Female	Total	Male	Female	Total
Permanent Employees	5.26	5.45	10.71	4.96	8.26	13.22	3.68	4.44	8.12
Permanent Workers	Nil	Nil	Nil	Nil	Nil	Nil	Nil	Nil	Nil

*Voluntary separations (i.e. Resignations, Voluntary retirements).

V. Holding, Subsidiary and Associate Companies (including joint ventures)

21. (a) Names of holding / subsidiary / associate companies / joint ventures

S. No.	Name of the Holding/Subsidiary/ Associates Companies/Joint Ventures (A)	Indicate whether Holding/ Subsidiary/ Associate/ Joint Venture	% of share held by listed entity	Does the entity indicated at column A, Participated in Business Responsibility Initiatives of listed entity in FY 2022-23 (Yes/No)
1	Stock Holding Corporation of India Limited (SHCIL)	Subsidiary	52.86%	No
2	Stockholding Document Management Solution Ltd. (SDMSL)	Step Down Subsidiary	100% held by SHCIL	No
3	SHCIL Services Ltd. (SSL)	Step Down Subsidiary	100% held by SHCIL	No
4	Stockholding Securities IFSC Limited (SSIL)	Step Down Subsidiary	100% held by SHCIL	No
5	IFCI Financial Services Ltd. (IFIN)	Subsidiary	94.78%	No
6	IFIN Commodities Ltd. (ICOM)	Step Down Subsidiary	100% held by IFIN	No
7	IFIN Credit Limited (ICL)	Step Down Subsidiary	100 % held by IFIN	No
8	IFIN Security Finance Ltd. (ISFL)	Step Down Subsidiary	100 % held by IFIN	No

S. No.	Name of the holding/Subsidiary/ Associates Companies/Joint Ventures (A)	Indicate whether holding/ Subsidiary/ Associate/ Joint Venture	% of share held by listed entity	Does the entity indicated at column A, Participated in Business Responsibility Initiatives of listed entity in FY 2022-23 (Yes/No)
9	IFCI Infrastructure Development Ltd. (IIDL)	Subsidiary	100.00%	No
10	IIDL Realtors Pvt. Ltd. (IRPL)	Step Down Subsidiary	100 % held by IIDL	No
11	IFCI Venture Capital Funds Ltd. (IVCF)	Subsidiary	98.59%	No
12	IFCI Factors Ltd. (IFL)	Subsidiary	99.90%	No
13	MPCON Ltd.	Subsidiary	79.72%	No
14	KITCO	Associate	20.26%	No

VI. CSR Details

22. (i) Whether CSR is applicable as per section 135 of Companies Act, 2013: Yes
(ii) Turnover (in ₹) ₹ 5341086270
(iii) Net worth (in ₹) ₹ 6260832957

VII. Transparency and Disclosures Compliances

23. Complaints/Grievances on any of the principles (Principles 1 to 9) under the National Guidelines on Responsible Business Conduct:

Stakeholder group from whom complaint is received	Grievance Redressal Mechanism in Place (Yes/No) If Yes then provide web-link for grievance redressal policy)	FY 2022-23			FY 2021-22		
		Number of Complaints filed during the year	Number of complaints pending resolution at close of the year	Remarks	Number of Complaints filed during the year	Number of complaints pending resolution at close of the year	Remarks
Communities	Not Applicable	-	-	-	-	-	-
Investors (other than shareholders)	Yes (www.ifcilttd.com)	8,406	-	-	2,244	-	-
Shareholders		269	-	-	492	-	-
Employees and workers		11	02	Pending grievances are under active consideration	06	06	-
Customers		-	-	-	-	-	-
Value Chain Partners	Not Applicable	-	-	-	-	-	-
Other (Please specify)	Not Applicable	-	-	-	-	-	-

24. Overview of the entity's material responsible business conduct issues

Sl. No.	Material Issued Identified	Indicate whether Risk or Opportunity (R/O)	Rationale for identifying the risk/opportunity	In case of risk, approach to adapt or mitigate	Financial Implication of the risk or opportunity (Indicate positive or negative implication)
1.	Business Ethics and Governance	Opportunity	Aligning the business practices to the highest standards of ethics and governance helps the company in maintaining transparency and accountability. It also assists the company in making decisions that are responsible and ethical, thereby preventing corporate scandals and fraud.		Positive Practicing ethical behaviour leads to improved customer loyalty, thereby resulting in increased stakeholder's confidence. It also leads to cost savings as the company will not be at risk of running into financial loss due to unethical or irresponsible behaviour.

Sl. No.	Material Issued Identified	Indicate whether Risk or Opportunity (R/O)	Rationale for identifying the risk/ opportunity	In case of risk, approach to adapt or mitigate	Financial Implication of the risk or opportunity (Indicate positive or negative implication)
2.	Compliance	Risk and Opportunity	<p>Risk The risk of compliance failure could lead to imposition of legal penalties, monetary fees and fines and reputational loss.</p> <p>Opportunity Complying with applicable rules and regulations maintains investor confidence and strengthen stakeholders trust, thereby helping in gaining reputational and financial benefits.</p>	The respective compliance officers regularly follow updates regarding the latest and updated legal rules and regulations and ensure compliance to these updates. A compliance certificate for the overall organization is placed to the Board on quarterly basis.	<p>Positive It leads to cost savings that otherwise might be incurred due to noncompliance. These costs include fines, penalties and legal fees.</p> <p>Negative Imposition of penalties/ fees/fines creates reputational risks.</p>
3.	Data Security	Risk and Opportunity	<p>Risk The risk to data security could lead to cyber security attacks and further data breaches that could compromise with the safety of the company data.</p> <p>Opportunity Due to increasing dependence on data, maintaining data security provides the company with a competitive advantage as well as an improved reputation. It may also result in saving of costs that could potentially be incurred due to issues linked to security breaches.</p>	Maintenance of a strong policy on data security helps in managing the risks associated with data security breaches	<p>Positive It helps to minimize risks and save potential risks linked to noncompliance with data security rules and regulations. Securing data will retain the company's sensitive data safe.</p>
4.	Transparency & Disclosures	Opportunity	<p>Disclosing both financial and non-financial aspects of the company helps in building trust and credibility of the company amongst its stakeholders and shareholders.</p> <p>Maintaining transparency, especially on the non-financial details of the company, including details on environmental, social and governance aspects, additionally enhances the reputation of the company.</p>	-	<p>Positive It helps in increasing investor confidence, thereby attracting higher investments from investors.</p>

Sl. No.	Material Issued Identified	Indicate whether Risk or Opportunity (R/O)	Rationale for identifying the risk/ opportunity	In case of risk, approach to adapt or mitigate	Financial Implication of the risk or opportunity (Indicate positive or negative implication)
5.	Employee Welfare	Opportunity	Providing benefits to employees such as adequate remuneration, leaves, holidays, and opportunities for skill development improves employee satisfaction and loyalty as well as help in retaining existing and attracting new talent.	-	Positive Providing employee welfare will increase employee satisfaction, loyalty, productivity and retention, thereby helping companies to maintain the required work force and have a positive image. This reduces costs related to absenteeism and recruitment.
6.	Digitization	Opportunity	Rapid and ongoing digitalization of operational processes aids Transition to a paper-less processing cycle in its operations.	-	Positive It ensures cost saving and contributes to the Government green initiatives.

SECTION B: MANAGEMENT AND PROCESS DISCLOSURES

The National Guidelines on Responsible Business Conduct (NGRBC) were prescribed by the Ministry of Corporate Affairs (MCA), Government of India, in 2018. They are built over the National Voluntary Guidelines on the Social, Environmental and Economic Responsibilities of Business (NVGs) released by the MCA in 2011. The NGRBC have been designed to guide businesses to perform beyond the requirements of regulatory compliance and contribute towards wider developmental goals including environmental and social.

The NGRBC advocates for nine principles referred as P1-P9 as given below:

P1 Businesses should conduct and govern themselves with integrity and in a manner that is Ethical, Transparent and Accountable.

P2 Businesses should provide goods and services in a manner that is sustainable and safe.

P3 Businesses should respect and promote the well-being of all employees, including those in their value chains.

P4 Businesses should respect the interests of and be responsive to all its stakeholders.

P5 Businesses should respect and promote human rights.

P6 Businesses should respect and make efforts to protect and restore the environment.

P7 Businesses, when engaging in influencing public and regulatory policy, should do so in a manner that is responsible and transparent.

P8 Businesses should promote inclusive growth and equitable development.

P9 Businesses should engage with and provide value to their consumers in a responsible manner.

Disclosure Questions	P 1	P 2	P 3	P 4	P 5	P 6	P 7	P 8	P 9
Policy and management processes									
1. a. Whether your entity's policy/policies cover each principle and its core elements of the NGRBCs. (Yes/No)	Y	Y	Y	Y	N	Y	N	Y	Y
b. Has the policy been approved by the Board? (Yes/No)	Y	Y	Y	Y	-	Y	-	Y	Y
c. Web Link of the Policies, if available	#	\$	\$	#		\$		#	#
2. Whether the entity has translated the policy into procedures. (Yes / No)	Y	Y	Y	Y	-	Y	-	Y	Y
3. Do the enlisted policies extend to your value chain partners? (Yes/No)	Y	Y	Y	Y	-	Y	-	Y	Y
4. Name of the national and international codes/certifications/labels/ standards adopted by your entity and mapped to each principle.	-	-	-	-	-	-	-	-	-
5. Specific commitments, goals and targets set by the entity with defined timelines, if any	-	-	-	-	-	@	-	-	-
6. Performance of the entity against the specific commitments, goals and targets along-with reasons in case the same are not met.	NA	NA	NA	NA	NA	@	NA	NA	NA

Governance, leadership and oversight																		
7. Statement by director responsible for the business responsibility report, highlighting ESG related challenges, targets and achievements <i>(listed entity has flexibility regarding the placement of this disclosure)</i> IFCI being an NBFC has limited applicability of above principles. However, the company is conscious of the environment, social well-being of the community and best governance practices while conducting its business. The company strives to follow applicable directions/guidelines provided by the Government of India. Further, efforts are being made on the ESG front to contribute to the community either through CSR activities or supporting the GoI in the initiative made in this regard. It also provides employees and business associates with working conditions that are clean, safe, healthy and fair. To achieve these commitments, IFCI has a separate CSR Policy and Code of Conduct.																		
8. Details of the highest authority responsible for implementation and oversight of the Business Responsibility policy (ies).																		
Business Responsibility Reporting Committee of Directors.																		
9. Does the entity have a specified Committee of the Board / Director Responsible for decision making on sustainability related issues? (Yes / No). If yes, provide details.																		
Yes, IFCI has a specified committee of the Board for BRSR i.e. Business Responsibility Reporting Committee of Directors.																		
10. Details of Review of NGRBCs by the Company:																		
Subject for Review	Indicate whether review was undertaken by Director/ Committee of the Board/ Any other Committee									Frequency (Annually/ Half yearly/ Quarterly/ Any other - please specify)								
	P 1	P 2	P 3	P 4	P 5	P 6	P 7	P 8	P 9	P 1	P 2	P 3	P 4	P 5	P 6	P 7	P 8	P 9
Performance against above policies and follow up action	Review is being undertaken by a Committee of Directors									Annual Review								
Compliance with statutory requirements of relevance to the principles, and, rectification of any non-compliances																		
11. Has the entity carried out independent assessment/ evaluation of the working of its policies by an external agency? (Yes/No). If yes, provide name of the agency.	P 1	P 2	P 3	P 4	P 5	P 6	P 7	P 8	P 9	No, however, the policies are reviewed and evaluated internally by the Board of IFCI on a regular basis.								

The links to the relevant Policies are mentioned at the end of this Report.

\$ Policy being an internal document is accessible to employees only.

@ Benefits of Green Existing Buildings:-

Last year the entity had set a target to convert the Corporate Office into **Green Building**. During the year the Corporate Office of the Entity has been recognized as Green Building by IGBC.

Green existing buildings can have tremendous benefits, both tangible and intangible. The most tangible benefits are the reduction in water & energy consumption. The operational savings through energy & water efficiency could range from 5 - 10 %. The consumer waste generated in the building can also be substantially reduced. Intangible benefits of green existing buildings include enhanced air quality, health & higher satisfaction levels of occupants. National Priorities Addressed in the Rating System:

- Water Conservation
- Handling of Consumer Waste
- Energy Efficiency
- Reduced Dependency on Virgin Materials
- Health and Well-being of Occupants.

12. If answer to question (1) above is "No" i.e. not all Principles are covered by a policy, reasons to be stated: Not Applicable

Questions	P 1	P 2	P 3	P 4	P 5	P 6	P 7	P 8	P 9
The entity does not consider the Principles material to its business (Yes/No)									
The entity is not at a stage where it is in a position to formulate and implement the policies on specified principles (Yes/No)									
The entity does not have the financial or/human and technical resources available for the task (Yes/No)									
It is planned to be done in the next financial year (Yes/No)									
Any other reason (please specify)					#		#		

(#) IFCI being an NBFC, this principle is not applicable or has limited applicability. However, the company strives to follow applicable directions/guidelines provided by Government of India.

SECTION C: PRINCIPLE WISE PERFORMANCE DISCLOSURE

PRINCIPLE 1 Businesses should conduct and govern themselves with integrity, and in a manner that is Ethical, Transparent and Accountable.

ESSENTIAL INDICATORS

1. Percentage coverage by training and awareness programmes on any of the Principles the financial year:

Segment	Total number of training and awareness programmes held	Topics/principles covered under the training and its impact	% age of persons in respective category covered by the awareness programmes
Board of Directors	1	Regulatory Updates - Principle 1	100.00
Key Managerial Personnel	2	Advance Business Negotiation Programme/Knowledge Sharing Sessions: Learnings & Experiences - Advisory Services, Decode BRSR Framework And Get Compliance Ready - 3 Days Programme - Principle 1 & 6	66.66
Employees other than BoD & KMPs	142	Preventive Vigilance, Financial Modelling, Financial Planning, POSH, GST and other behavioural programmes - Principle 1, 5 & 6	98.00
Workers	Nil	Nil	Nil

Impact: The trainings conducted on the said topics / Principle helped in sensitizing the employees towards business sustainability and responsibility by being more vigilant, ethical and accountable in their duties and responsibilities.

2. Details of fines/ penalties/ punishment/ award/ compounding fees/ settlement amount paid in proceedings (by the entity or by directors/ KMPs) with regulators/ law enforcement agencies/ judicial institutions, in the financial year, in the following format (Note: the entity shall make disclosures on the basis of materiality as specified in Regulation 30 of SEBI (Listing Obligations and Disclosure Requirements) Regulations, 2015 and as disclosed on the entity's website):

Nil

3. Of the instances disclosed in Question 2 above, details of the Appeal/ Revision preferred in cases where monetary or nonmonetary action has been appealed.

Nil

4. Does the company have an anti-corruption or anti-bribery policy? If yes, provide details in brief and if available, provide a web-link to the Policy.

In this regard Company has a vigilance mechanism in place and following preventive measures have also been adopted by the Company:-

(i) Fair Practice Code - The Guidelines for Fair Practices Code for IFCI is available on website of the company at the link <https://www.ifciltld.com/?q=en/content/fair-practices-code>

(ii) The Company follows procedures and norms of CVC regarding anti-corruption and anti-bribery and also the PIDPI Resolution (GoI Resolution on Public Interest Disclosure and Protection of Informers) relating to complaints for disclosure on any allegation of corruption or misuse of office wherein CVC is Designated Agency.

(iii) Apart from the above, IFCI has also adopted Whistle Blower Policy.

(iv) With reference to award of contract, IFCI has Centralized Procurement Policy duly approved by Board of Directors of IFCI.

5. **Number of Directors / KMPs / employees / workers against whom disciplinary action was taken by any law enforcement agency for the charges of bribery / corruption:** No charges of bribery/corruption have been levied on the company's Directors/KMPs/ employees/workers. Hence, there has been no need for disciplinary action.

6. **Details of complaints with regard to conflict of interest:** No complaints were received regarding conflict of interest in the reporting period.

7. **Provide details of any corrective action taken or underway on issues related to fines / penalties / action taken by regulators/ law enforcement agencies/ judicial institutions, on cases of corruption and conflicts of interest.**

Not Applicable, since no cases have been reported.

LEADERSHIP INDICATORS

1. Awareness programmes conducted for value chain partners on any of the Principles during the financial year: **Nil**

2. Does the entity have processes in place to avoid/ manage conflict of interests involving members of the Board? (Yes/No) If Yes, provide details of the same. **Yes**

The Company has a Code of Conduct for Board Members and Senior Management, which covers inter-alia the process of dealing with conflict of interests. The Policy is available at <https://www.ifciltld.com/?q=en/content/code-conduct>.

PRINCIPLE 2: Businesses should provide goods and services in a manner that is sustainable and safe

ESSENTIAL INDICATORS

1. Percentage of R&D and capital expenditure (capex) investments in specific technologies to improve the environmental and social impacts of product and processes to total R&D and capex investments made by the entity, respectively.

Nil, as the company works in the financial services domain, the scope of Research & Development and Capital Expenditure for such technologies is limited.

2. a. Does the entity have procedures in place for sustainable sourcing?

Yes

- b. If yes, what percentage of inputs were sourced sustainably?

83.85%, Centralised Procurement Policy of IFCI has been revised in November 2022, in line with latest policies and procedures with governing rules on the lines of (i) Manual on Procurement of Goods, (ii) Manual on Procurement of Works and (iii) Manual on Procurement of Consultancy & Other Services, wherein all the CVC Guidelines on public procurement have been merged. IFCI is availing services of Government E-Market Place (GeM) and CPP Portal (Central Public Procurement Portal) where vendors are registered.

3. Describe the processes in place to safely reclaim your products for reusing, recycling and disposing at the end of life, for (a) Plastics (including packaging) (b) E-waste (c) Hazardous waste and (d) other waste.

Not Applicable, however, single use plastic based stationery items and crockery items for day to day use has been discontinued.

4. Whether Extended Producer Responsibility (EPR) is applicable to the entity's activities (Yes / No). If yes, whether the waste collection plan is in line with the Extended Producer Responsibility (EPR) plan submitted to Pollution Control Boards? If not, provide steps taken to address the same:

Not Applicable as the company is not involved in the manufacture or selling of tangible products.

LEADERSHIP INDICATORS

1. Has the entity conducted Life Cycle Perspective / Assessments (LCA) for any of its products (for manufacturing industry) or for its services (for service industry)? If yes, provide details in the following format?

IFCI being an NBFC, this principle is not applicable or has limited applicability. However, the company strives to follow applicable directions/guidelines provided by Government of India.

2. If there are any significant social or environmental concerns and/or risks arising from production or disposal of your products / services, as identified in the Life Cycle Perspective / Assessments (LCA) or through any other means, briefly describe the same along-with action taken to mitigate the same. **Not Applicable**

3. Percentage of recycled or reused input material to total material (by value) used in production (for manufacturing industry) or providing services (for service industry).

Considering the nature of business and operations, the percentage of recycled or reused input material used by the Company is negligible.

4. Of the products and packaging reclaimed at end of life of products, amount (in metric tonnes) reused, recycled, and safely disposed, as per the following format: **Not Applicable**

5. Reclaimed products and their packaging materials (as percentage of products sold) for each product category. **Not Applicable, as IFCI is not involved in the selling of products.**

PRINCIPLE 3: Businesses should respect and promote the well-being of all employees, including those in their value chains

Essential Indicators

1. a. Details of measures for the well-being of employees:

Category	% of employees covered by										
	Total (A)	Health* insurance		Accident insurance**		Maternity benefits		Paternity Benefits		Day Care facilities	
		Number (B)	% (B/A)	Number (C)	% (C / A)	Number (D)	% (D / A)	Number (E)	% (E / A)	Number (F)	% (F / A)
Permanent employees (Officers)											
Male	99	99	100	99	100	Nil	Nil	99	100	99	100
Female	50	50	100	50	100	50	100	Nil	Nil	50	100
Total	149	149	100	149	100	50	33.56	99	66.44	149	100
*IFCI has its own Medical Scheme.											
**IFCI has GTLI Policy covering all permanent employees and two contractual employees.											
Other than Permanent employees											
Male	7	7	100	7	100	Nil	Nil	7	100	7	100
Female	1	1	100	1	100	1	100	Nil	Nil	1	100
Total	8	8	100	8	100	1	12.50	7	87.50	8	100

b. Details of measures for the well-being of workers:

Category	% of workers covered by (Workmen)										
	Total (A)	Health insurance		Accident insurance		Maternity benefits		Paternity Benefits		Day Care facilities	
		Number (B)	% (B/A)	Number (C)	% (C / A)	Number (D)	% (D / A)	Number (E)	% (E / A)	Number (F)	% (F / A)
Permanent workers											
Male	1	1	100	1	100	Nil	Nil	1	100	1	100
Female	Nil	Nil	Nil	Nil	Nil	Nil	Nil	Nil	Nil	Nil	Nil
Total	1	1	100	1	100	Nil	Nil	1	100	1	100
Other than Permanent workers											
Male	Nil	Nil	Nil	Nil	Nil	Nil	Nil	Nil	Nil	Nil	Nil
Female	Nil	Nil	Nil	Nil	Nil	Nil	Nil	Nil	Nil	Nil	Nil
Total	Nil	Nil	Nil	Nil	Nil	Nil	Nil	Nil	Nil	Nil	Nil

2. Details of retirement benefits, for Current FY and Previous Financial Year. -

Benefits	FY 2022-23 Current Financial Year			FY 2021-22 Previous Financial Year		
	No. of employees covered as a % of total employees	No. of workers covered as a % of total workers	Deducted and deposited with the authority (Y/N/N.A.)	No. of employees covered as a % of total employees	No. of workers covered as a % of total workers	Deducted and deposited with the authority (Y/N/N.A.)
PF	100	100	Y	100	100	Y
Gratuity	100	100	Y	100	100	Y
ESI	NA	NA	NA	NA	NA	N.A.
Others - please specify						

3. Accessibility of workplaces

Are the premises / offices of the entity accessible to differently abled employees and workers, as per the requirements of the Rights of Persons with Disabilities Act, 2016? If not, whether any steps are being taken by the entity in this regard.

Yes, the premises / offices of IFCI Ltd. are accessible to differently abled employees and workers, as per the requirements of the Rights of Persons with Disabilities Act, 2016.

To suit the special needs of differently abled people, IFCI has created special facilities such as ramps, handrails, washroom and made other necessary changes as per requirements:-

- Ramp/Railing and Assembly Area:-** The IFCI has a special facility of ramps, assembly area and rails for the differently abled person. The dedicated entrance and exit are clearly and easily accessible as there are no steps. In the premises ramp and rails are arranged and it is beneficial to wheelchair users. Security people also help them.
- Washroom:-** Separate toilet is available in IFCI Tower for Divyangjan. They are clearly identifiable and accessible. There is enough space inside.
- Rest Room:-** The restroom is in the ground floor lobby for the differently abled people where they can rest when they need it or feel tired.
- Lifts:-** The handrails, braille buttons and voice recognition facilities etc. are available in lifts for differently abled people. Both service lifts lands in each floor.

4. Does the entity have an equal opportunity policy as per the Rights of Persons with Disabilities Act, 2016? If so, provide a web-link to the policy.

Yes, IFCI has an equal opportunity policy as per the Rights of Persons with Disabilities Act, 2016. The web link is as under: <https://www.ifcilt.com/2019/Equal%20Opportunity%20Policy%201.pdf>.

5. Return to work and Retention rates of permanent employees and workers that took parental leave.

Gender	Permanent employees		Permanent workers *	
	Return to work rate	Retention rate (%)	Return to work rate	Retention rate
Male	3	50	NA	NA
Female	3	50	NA	NA
Total	6	100	NA	NA

* No worker availed Parental Leave during the year

6. Is there a mechanism available to receive and redress grievances for the following categories of employees and worker? If yes, give details of the mechanism in brief.

	Yes/ No (If yes, the details of the mechanism in brief)
Permanent Workers	Yes, IFCI has a three stage Grievance Redressal Policy with a predefined scope with regard to employment conditions. Grievances are resolved as per the following structure: Stage I: Reporting Officer Stage II: Grievance Redressal Committee (HR Review Committee) Stage III: MD & CEO
Other than Permanent Workers	NA
Permanent Employees	Yes, IFCI has a three stage Grievance Redressal Policy with a predefined scope with regard to employment conditions. Grievances are resolved as per the following structure: Stage I: Reporting Officer Stage II: Grievance Redressal Committee Stage III: MD & CEO
Other than Permanent Employees	NA

7. Membership of employees and worker in association(s) or Unions recognised by the listed entity:

Category	Financial Year (Current Financial Year 2022-23)			Financial Year (Previous Financial Year 2021-22)		
	Total Employees/ Workers in respective Category	No. of Employees/ Workers in respective Category, who are part of association or union	% (B/A)	Total Employees / Workers in respective Category	No. of Employees / Workers in respective Category, who are part of association or union	% (D/A)
	(A)	(B)		(C)	(D)	
Total Permanent Employees	149	137	91.95%	167	152	91.02%
- Male	99	89	89.90%	110	98	89.09%
- Female	50	48	96%	57	54	94.74%
Total Permanent Workers*						
- Male	1	0	0	2	0	0
- Female	-	-	-	-	-	-

*The workman employees are part of total employees but not members of Officers Association.

8. Details of training given to employees and workers:

Category	FY 2022-23					FY 2021-22				
	Total (A)	On Health & Safety Measures		On Skill upgradations		Total (D)	On Health & Safety Measures		On Skill upgradations	
		No. (B)	%(B/A)	No. C	%(C/A)		No. (D)	%(E/D)	No. F	%(F/D)
Employees										
Male	95	Nil	Nil	91	95.79%	113	Nil	Nil	64	56.64%
Female	50	Nil	Nil	45	90.00%	60	Nil	Nil	41	68.33%
Total	145	Nil	Nil	136	93.79%	173	Nil	Nil	105	60.69%
Workers										
Male	1	Nil	Nil	Nil	Nil	2	Nil	Nil	Nil	Nil
Female	0	Nil	Nil	Nil	Nil	Nil	Nil	Nil	Nil	Nil
Total	1	Nil	Nil	Nil	Nil	2	Nil	Nil	Nil	Nil

*Training Details have been entered for all employees including contractual staff (does not include employees on deputation to outside organizations)

9. Details of performance and career development reviews of employees and worker:

Category	FY2022-23			FY2021-22		
	Total (A)	No. (B)	%(B/A)	Total (C)	No. (D)	%(D/C)
Employees (Officers)						
Male	98	72	73.47%	109	108	99.08%
Female	48	41	85.42%	57	56	98.25%
Total	146	113	77.40%	166	164	98.80%
Workers (Workmen)						
Male	1	1	100%	2	2	100%
Female	NIL	NIL	NIL	NIL	NIL	NIL
Total	1	1	100%	2	2	100%

Details of Performance and Career Development Reviews include all permanent employees which were under the purview of Annual Performance Appraisal Exercise at IFCI in the respective Financial Year. For FY 2022-23, review is being done for all the employees & workmen.

10. Health and safety management system:

- Whether an occupational health and safety management system has been implemented by the entity? **(Yes/ No)**. If yes, the coverage of such system? **Not Applicable, however, IFCI ensures safety and wellbeing of all its employees.**
- What are the processes used to identify work-related hazards and assess risks on a routine and non-routine basis by the entity? **No Hazardous waste generated by the entity, however, daily routine garbage disposed of through AMC service provider.**
- Whether you have processes for workers to report the work related hazards and to remove themselves from such risks. (Y/N) **No Hazardous waste generated by the entity, however, daily routine garbage disposed of through AMC service provider.**
- Do the employees/ worker of the entity have access to non-occupational medical and healthcare services? **(Yes/ No)**. **Yes**

11. Details of safety related incidents:

Nil

12. Describe the measures taken by the entity to ensure a safe and healthy work place: **Necessary safety equipment's are in place.**

Necessary safety measures were taken / in place such as firefighting equipment, fire refuge, Maintenance of lifts, Emergency signages, Emergency exit doors and lobby area. Post covid, additional measures were followed such as sensor enabled taps in washroom, sanitizers, social distancing, Work from Home facility etc.

13. Number of Complaints on the following made by employees and workers, on working conditions and Health & Safety:

	FY 2022-23 Current Financial Year			FY 2021-22 Previous Financial Year		
	Filed during the year	Pending resolution at the end of year	Remarks	Filed during the year	Pending resolution at the end of year	Remarks
Working Conditions	1	1		Nil	Nil	
Health & Safety	Nil	Nil		Nil	Nil	

14. Assessments for the year:

	% of your plants and offices that were assessed (by entity or statutory authorities or third parties)
Health and safety practices	100 (Head Office and 4 Regional Offices)
Working Conditions	-

15. Provide details of any corrective action taken or underway to address safety-related incidents (if any) and on significant risks / concerns arising from assessments of health & safety practices and working conditions. **Not Applicable as no corrective action is required.**

LEADERSHIP INDICATORS

- Does the entity extend any life insurance or any compensatory package in the event of death of (A) Employees (Y/N) (B) Workers (Y/N). **Yes**
- Provide the measures undertaken by the entity to ensure that statutory dues have been deducted and deposited by the value chain partners. **Not Applicable**
- Provide the number of employees / workers having suffered high consequence workrelated injury / ill-health / fatalities (as reported in Q11 of Essential Indicators above), who have been are rehabilitated and placed in suitable employment or whose family members have been placed in suitable employment: **Nil**
- Does the entity provide transition assistance programs to facilitate continued employability and the management of career endings resulting from retirement or termination of employment? (Yes/ No). **Yes**
IFCI has "POLICY ON ENGAGEMENT OF RETIRED OFFICERS AS ADVISORS" which is to utilise the experience and expertise of retired official through engagement for fixed tenure.

- Details on assessment of value chain partners: Nil
- Provide details of any corrective actions taken or underway to address significant risks / concerns arising from assessments of health and safety practices and working conditions of value chain partners. Nil

PRINCIPLE 4: Businesses should respect the interest of and be responsive to all its stakeholders

Essential Indicators

- Describe the processes for identifying key stakeholder groups of the entity.
No such process has been defined, however in view of the business activity of the listed company and being an NBFC ND SI, the categories of stakeholders are mentioned in point no 2 below.
- List stakeholder groups identified as key for your entity and the frequency of engagement with each stakeholder group.

Stakeholder Group	Whether identified as Vulnerable & Marginalized Group (Yes/No)	Channels of communication (Email, SMS, Newspaper, Pamphlets, Advertisement, Community Meetings, Notice Board, Website, Other)	Frequency of engagement (Annually/Half yearly/ Quarterly/Others - please specify)	Purpose and scope of engagement including key topics and raised during such engagement
Securities holder (equity and Bondholders)	No	Emails, SMS, Newspaper, Notices, Website etc	Need based events and covers all half yearly, quarterly and Annually	Repayments, Meetings updates, KYC related, grievance related
Clients (advisory business)	No	Website, Emails, Personal visits, presentations	Event Based	Work order/ Project related
Employees (Including retired employees)	No	Emails, Website, Intranet, Internal Meetings	Event Based	Trainings, Work orders, Grievances etc
Regulatory Authorities	No	Emails, Telephonically, Website etc	Quarterly, Event Based	Compliance updates
Borrowers	No	Website, Emails, Personal visits	Monthly, Quarterly	Follow ups and Routine updates
Lenders	No	Website, Emails, Personal visits	Monthly, Quarterly & Event Based	Follow ups, Routine updates

LEADERSHIP INDICATORS

- Provide the processes for consultation between stakeholders and the Board on economic, environmental, and social topics or if consultation is delegated, how is feedback from such consultations provided to the Board. **Not Applicable**
IFCI follows the Guidelines prescribed at regular intervals by the authorities, concerned Ministry w.r.t. Environmental and Social topics.
- Whether stakeholder consultation is used to support the identification and management of environmental, and social topics (Yes / No). If so, provide details of instances as to how the inputs received from stakeholders on these topics were incorporated into policies and activities of the entity. **Not Applicable**
- Provide details of instances of engagement with, and actions taken to, address the concerns of vulnerable/ marginalized stakeholder groups.
IFCI is registered on GeM and company promotes procurement from MSMEs.

PRINCIPLE 5: Business should respect and promote human rights.

ESSENTIAL INDICATORS

- Employees and workers who have been provided training on human rights issues and policy(ies) of the entity, in the following format: Nil
- Details of minimum wages paid to employees and workers, in the following format:

Category	FY2022-23 Current Financial Year					FY2021-22 Previous Financial Year				
	Total (A)	Equal to Minimum Wage		More than Minimum Wage		Total (D)	Equal to Minimum Wage		More than Minimum Wage	
		No. (B)	%(B/A)	No. (C)	%(C/A)		No. (E)	%(E/D)	No. (F)	%(F/D)
Employees										
Permanent										
Male	121	Nil	Nil	111	100	111	Nil	Nil	111	100
Female	61	Nil	Nil	57	100	57	Nil	Nil	57	100
Other than Permanent										
Male	-	Nil	Nil	-	-	10	Nil	Nil	10	100
Female	-	Nil	Nil	-	-	2	Nil	Nil	2	100

Category	FY2022-23 Current Financial Year					FY2021-22 Previous Financial Year				
	Total (A)	Equal to Minimum Wage		More than Minimum Wage		Total (D)	Equal to Minimum Wage		More than Minimum Wage	
		No. (B)	%(B/A)	No. (C)	%(C/A)		No. (E)	%(E/D)	No. (F)	%(F/D)
Workers										
Permanent										
Male	1	Nil	Nil	1	100	2	Nil	Nil	2	100
Female										
Other than Permanent										
Male	Nil	-	-	-	-	Nil	-	-	-	-
Female	Nil	-	-	-	-	Nil	-	-	-	-

3. Details of remuneration/salary/wages, in the following format:

	Male		Female	
	Number	Median remuneration/ salary/wages of respective category	Number	Median remuneration/ salary/wages of respective category
Board of Directors (BOD)	-	-	-	-
Key Managerial Personnel (includes MD and WTD)	2 (MD& CEO (CFO)	52.75 Lakhs	1	39.89 lakhs
Employees other than BOD and KMP	119 (3 on Deputation)	31.23 Lakhs (For Deputed, remuneration is paid by concerned organisation)	60	29.99 Lakhs Including Associates
Workers	1	7.95 Lakhs		

4. Do you have a focal point (Individual/ Committee) responsible for addressing human rights impacts or issue caused or contributed to by the business?

No

5. Describe the internal mechanism in place to redress grievances related to human rights issues.

Employee Grievances are redressed through a Grievance Redressal System which has fairly wide scope to cover such issues pertaining to Human Rights.

6. Number of Complaints on the following made by employees and workers:

	FY 2022-23 Current Financial Year			FY 2021-22 Previous Financial Year		
	Filed during the year	Pending resolution at the end of year	Remarks	Filed during the year	Pending resolution at the end of year	Remarks
Sexual Harassment	0	0		0	0	
Discrimination at workplace	0	0		0	0	
Child Labour	0	0		0	0	
Forced Labour/Involuntary Labour	0	0		0	0	
Wages	0	0		0	0	
Other human rights related issues	0	0		0	0	

7. Mechanism to prevent adverse consequences to the complainant in discrimination and harassment cases.

The cases of complaints regarding Sexual Harassment are regulated by the provisions of The Sexual Harassment of Women at Workplace (Prevention, Prohibition and Redressal) Act 2013, which has built in safeguards against any adverse consequences to the complainant. Besides, IFCI also has Liaison Officers and Employee Association for SC/ST employees which cater to the issues raised by employees belonging to marginalised sections of society, including discrimination at workplace. Pursuant to the Whistle Blower Policy of the Company, necessary mechanism has been put in place to provide protection to the complainant, wherever required. The Whistle Blower Policy is available at <https://www.ifcilt.com/2022/Whistle%20Blower%20Policy.pdf>.

8. Do human rights requirements form part of your business agreements and contracts? (Yes/No) **No**

9. Assessments for the year: **Nil**

10. Provide details of any corrective actions taken or underway to address significant risks / concerns arising from the assessments at Question 9 Above. **Nil**

LEADERSHIP INDICATORS

- Details of a business process being modified / introduced as a result of addressing human rights grievances/complaints.
Employee Grievances are redressed through a Grievance Redressal System which has fairly wide scope to cover such issues pertaining to Human Rights. Besides, IFCI has an Equal Opportunity Policy as per the Rights of Persons with Disabilities Act, 2016, for ensuring protection of Rights of Persons with Disabilities.
- Details of the scope and coverage of any Human rights due-diligence conducted. **Not Applicable**
- Is the premise/office of the entity accessible to differently abled visitors, as per the requirements of the Rights of Persons with Disabilities Act, 2016? **Yes**
- Details on assessment of value chain partners: **Not Applicable**
- Provide details of any corrective actions taken or underway to address significant risks / concerns arising from the assessments at Question 4 above. **Not Applicable**

PRINCIPLE 6: Businesses should respect and make efforts to protect and restore the environment.

Essential Indicators

- Details of total energy consumption (in Joules or multiples) and energy intensity, in the following format:

Parameter	FY 2022-23 (Current Financial Year)	FY 2021-22 (Previous Financial Year)
Total electricity consumption (A)	Approx. 2359320 kwh	Approx. 2111383 kwh
Total fuel consumption (B)	Approx. 489.37 kwh	Approx. 25000 kwh
Energy consumption through other sources (C)	NIL	NIL
Total energy consumption (A+B+C)	Approx. 2359809.37 kwh	Approx. 2136383 kwh
Energy intensity per rupee of turnover (Total energy consumption/turnover in rupees)	2359809.37 (kwh) / 36387000 (Amount) = 0.064	2136383 (kwh) / 32940070 (Amount) = 0.064
Energy intensity(optional) - the relevant metric may be selected by the entity		

Note: Indicate if any independent assessment/evaluation/assurance has been carried out by an external agency? (Y/N) if yes, name of the external agency. **No. However, IFCI aims to conduct a thorough assessment for disclosures related to electricity consumption from the next financial year onwards.**

- Does the entity have any sites / facilities identified as designated consumers (DCs) under the Performance, Achieve and Trade (PAT) Scheme of the Government of India? (Y/N) If yes, disclose whether targets set under the PAT scheme have been achieved. In case targets have not been achieved, provide the remedial action taken, if any. **Nil**
- Provide details of the following disclosures related to water, in the following format:

Parameter	FY 2022-23 (Current Financial Year)	FY 2021-22 (Previous Financial Year)
Water withdrawal by source (in kilolitres)		
(i) Surface water	Approx. 373 KL	Approx. 362 KL
(ii) Groundwater		
(iii) Third party water		
(iv) Seawater / desalinated water		
(v) Others		
Total volume of water withdrawal (in kilolitres) (i+ii+iii+iv+v)	Approx. 373 KL	Approx. 362 KL
Total volume of water consumption (in kilolitres)	Approx. 373 KL	Approx. 362 KL
Water intensity per rupee of turnover (Water consumed / turnover)	373 (unit) / 35920 (Amount) = 0.010	362 (unit) / 37591 (Amount) = 0.0096
Water intensity (optional) - the relevant metric may be selected by the entity		

Note: Indicate if any independent assessment/evaluation/assurance has been carried out by an external agency? (Y/N) if yes, name of the external agency. **No**

- Has the entity implemented a mechanism for Zero Liquid Discharge? If yes, provide details of its coverage and implementation. **Not Applicable**
- Please provide details of air emissions (other than GHG emissions) by the entity, in the following format: **Not Applicable as IFCI is not a manufacturing company.**
- Please provide details of greenhouse gas emissions (Scope 1 and Scope 2 emissions) & its intensity, in the following format: **Not Applicable**
- Does the entity have any project related to reducing Green House Gas emissions? If yes, then provide details. **Not Applicable**

8. Provide details related to waste management by the entity, in the following format: **No Hazardous waste generated by entity, however, daily routine garbage disposed of through AMC service provider.**
9. Briefly describe the waste management practices adopted in your establishment. Describe the strategy adopted by your company to reduce usage of hazardous and toxic chemicals in your products and processes and the practice adopted to manage such waste. **No Hazardous waste generated by entity, however, daily routine garbage disposed of through AMC service provider.**
10. If the entity has operations/offices in/around ecologically sensitive areas (such as national parks, wildlife sanctuaries, biosphere reserves, wetlands, biodiversity hotspots, forests, coastal regulation zones etc.) where environmental approvals / clearances are required, please specify details in the following format: **Nil**
11. Details of environment impact assessment of projects undertaken by the entity based in applicable laws, in the current financial year: **Not Applicable**
12. Is entity complaint with the applicable environment law/ regulations/ guidelines in India; such as the Water (Prevention and Control of Pollution) Act, Air (Prevention and Control of Pollution) Act, Environment protection act and rules thereunder (Y/N). If not, provide details of all such non-compliance, in the following format: **Yes, entity is complying with all the applicable environmental laws/regulations/ guidelines in India.**

LEADERSHIP INDICATORS

1. Provide break-up of the total energy consumed (in Joules or multiples) from renewable and non-renewable sources, in the following format: **Nil**
Note: Indicate if any independent assessment/ evaluation/assurance has been carried out by an external agency? (Y/N) If yes, name of the external agency. **No**
2. Provide the following details related to water discharged: **Nil**
Note: Indicate if any independent assessment/ evaluation/assurance has been carried out by an external agency? (Y/N) If yes, name of the external agency. **No**
3. Water withdrawal, consumption and discharge in areas of water stress (in kilolitres): **Nil**
For each facility / plant located in areas of water stress, provide the following information:
 - (i) Name of the area
 - (ii) Nature of operations
 - (iii) Water withdrawal, consumption and discharge in the following format:
4. Please provide details of total Scope 3 emissions & its intensity, in the following format: **Nil**
5. With respect to the ecologically sensitive areas reported at Question 10 of Essential Indicators above, provide details of significant direct & indirect impact of the entity on biodiversity in such areas along-with prevention and remediation activities: **Not Applicable**
6. If the entity has undertaken any specific initiatives or used innovative technology or solutions to improve resource efficiency, or reduce impact due to emissions / effluent discharge / waste generated, please provide details of the same as well as outcome of such initiatives, as per the following format: **Not Applicable**
7. Does the entity have a business continuity and disaster management plan? Give details in 100 words/ web link. - **Yes**
IFCI has Business Continuity Policy in place which covers proactive plan and strategy that ensures critical services or products delivered during disruption. Disaster recovery (DR) is an organization's ability to restore access and functionality to IT infrastructure after a disaster event, whether natural or caused by human action. DR is considered a subset of business continuity, explicitly focusing on ensuring that the IT systems that support critical business functions are operational as soon as possible after a disruptive event occurs.
IFCI has its Data Centre located at the IFCI Tower, New Delhi and critical CIIS applications are running on Sun Sparc servers with Oracle databases 12c and application servers 11g.
IFCI has setup DR Site at Mumbai at SIFY Data Centre, which replicates databases, applications, and virtual machines. To ensure the business continuity, IFCI conducts DR drills periodically.
8. Disclose any significant adverse impact to the environment, arising from the value chain of the entity. What mitigation or adaptation measures have been taken by the entity in this regard. **Nil**
9. Percentage of value chain partners (by value of business done with such partners) that were assessed for environmental impacts. **Not Applicable**

PRINCIPLE 7: Businesses, when engaging in influencing public and regulatory policy, should do so in a manner that is responsible and transparent.

Essential Indicators

1. A. Number of affiliations with trade and industry chambers/ associations.

Sl. No.	Particular	Number	Detail
1.	Memberships	i.	Indian Banks Association
		ii.	Indian Institute of Banking and Finance

- B. List the top 10 trade and industry chambers/ associations (determined based on the total members of such body) the entity is a member of/ affiliated to.

S. No.	Name of the trade and industry chambers/ associations	Reach of trade and industry chambers/ associations (State/National)
1	ASSOCHAM	National

2. Provide details of corrective actions taken or underway on any issues related to anti-competitive conduct by the entity, based on adverse orders from regulatory authorities. **Nil**

LEADERSHIP INDICATORS

1. Details of public policy positions advocated by the entity: **Nil**

PRINCIPLE 8: Businesses should promote inclusive growth and equitable development.

Essential Indicators

- Details of Social Impact Assessment (SIA) of projects undertaken by the entity based on applicable laws, in the current financial year. **Nil**
- Provide information on project(s) for which ongoing Rehabilitation and Resettlement (R&R) is being undertaken by your entity, in the following format: **Not Applicable**
- Describe the mechanisms to receive and redress grievances of the community.
Not Applicable
- Percentage of input material (input to total inputs by value) sourced from suppliers:

	FY 2022-23 (Current Financial Year)	FY 2021-22 (Previous Financial Year)
Directly sourced from MSMEs/small producers	67.06%	10.96%
Sourced directly from within the district and neighbouring districts	-	-

LEADERSHIP INDICATORS

- Provide details of actions taken to mitigate any negative social impacts identified in the Social Impact Assessments (Reference: Question 1 of Essential Indicators above): **Not Applicable**
- Provide the following information on CSR projects undertaken by your entity in designated aspirational districts as identified by government bodies: **Nil**
- Do you have a preferential procurement policy where you give preference to purchase from suppliers comprising marginalized / vulnerable groups? (Yes/No): **Yes. IFCI has a Centralized Procurement Policy duly approved by Board of Directors.**
 - From which marginalized /vulnerable groups do you procure?
IFCI procures from following marginalized/ vulnerable groups: MSME Enterprises
 - What percentage of total procurement (by value) does it constitute? **67.06%**
- Details of the benefits derived and shared from the intellectual properties owned or acquired by your entity (in the current financial year), based on traditional knowledge: **Nil as IFCI is not involved in intellectual properties owned or acquired by the company based on traditional knowledge.**
- Details of corrective actions taken or underway, based on any adverse order in intellectual property related disputes wherein usage of traditional knowledge is involved. **Nil**
- Details of beneficiaries of CSR Projects:

Sl. No.	CSR Project	No. of persons benefitted from CSR Projects	% of beneficiaries from vulnerable and marginalized group.
1	Training of 90 unemployed youth in Fashion Designing as per NSDC Curriculum under CSR initiative	257 included (207 indirect)	76%
2	*CSR Support for creating entrepreneurship awareness among students of selected schools of western Uttar Pradesh under the project "PRERNA	510	50%
3	CSR Support for purchase of Sports equipment & accessories for various sports events in Distt Bulandshahr (U.P)	9455	86%
4	CSR Support of Rs 7.15 lakh for Brij Mohan School for Blind (BMSB), Meerut	45	100%
5	Installation of Tubewells for Safe Drinking Water in AMPHAN Cyclone Area of Sagar Block in Sunderban Area	1240	83%

*Under implementation

PRINCIPLE 9: Businesses should engage with and provide value to their consumer in a responsible manner.

ESSENTIAL INDICATORS

1. Describe the mechanism in place to receive and respond to consumer complaints and feedback.

Resolution of investors' queries/ complaints/ grievances in bond servicing is given top most priority & attention by IFCI.

In respect of Equity Shareholders, the company has appointed a Registrar & Transfer Agent (R&TA), for efficient redressal of investor complaints/grievances. Also, certain queries are directly redressed by the concerned department of the company.

In respect of bonds which are being serviced in-house at IFCI, all the complaints/grievances are replied by IFCI directly to investors. Similarly, in respect of the bonds which are being serviced through R&TAs, the resolution of the complaints/grievances is taken care by R&TAs directly. However, if any support or help is required in resolving the queries, same is provided by IFCI.

To have better control on the resolution of investor complaints/grievances, reports in the prescribed formats indicating type of complaints, number of complaints received, resolved and pending resolution, if any, at the end of the period are obtained from the respective R&TAs and compiled in the Department on quarterly intervals. Based on such compiled data, a report is placed before the Stakeholders' Relationship Committee of the Board.

SCORES - SEBI has an online portal for redressing of investors' grievances called SCORES. The complaints received on the portal are accessed by IFCI and Interim replies and/or Action taken reports are filed in co-ordination with the R&TA of respective issues. It is ensured that all grievances are addressed in a time bound manner.

Besides, investors' grievances and requests are also received on IFCI website through Bondholders section

The queries or complaints received through email are replied through email itself. In case any complaint/grievance requires some time for resolution, an interim reply is also sent to the investor as an investor friendly gesture. Investors' grievances received through email/letter at IFCI, in case of bonds and equity handled by R&TA are forwarded to R&TAs. Thereafter the R&TA replies to the investor(s) through email/letter with a copy to IFCI.

Some of the common grievances received from Investors' are as below:

- a. Correction of mistakes in bond certificates
- b. Issue of duplicate bond certificate
- c. Rematerialization & Dematerialization of bonds
- d. Transmission of bonds
- e. Splitting of bonds
- f. Updation of bank A/c, address, email ids
- g. Corporate actions for bonds in lock-in period
- h. Revalidation of warrants/ payment of unpaid amount
- i. Status of Dividend/Shares/Amount transferred to IEPF.

As may be seen from the above table, major investor grievances / correspondences fall under Correction in Name/ Change of address / Bank details etc.

2. Turnover of products and/ services as a percentage of turnover from all products/service that carry information about: **Not Applicable**
3. Number of consumer complaints in respect of the following: **Nil**
4. Details of instance of product recalls on account of safety issues: **Not Applicable**
5. Does the entity have a framework/ policy on cyber security and risks related to data privacy? **(Yes/No)** If available, provide the web-link of the policy.
Yes. IFCI has a IS and Cyber Security policy in place, the policy is reviewed annually. The policy is an internal document.
6. Provide details of any corrective actions taken or underway on issues relating to advertising, and delivery of essential services; cyber security and data privacy of customer; re-occurrence of instances of product recalls; penalty / action taken by regulatory authorities on safety of products / services.

Not Applicable

LEADERSHIP INDICATORS

1. Channels / platforms where information on products and services of the entity can be accessed (provide web link, if available).
IFCI offers variety of financial products/services. The financial products offered by the IFCI are available at the website of the company and can be accessed at <https://www.ifcilt.com/?q=en/content/financial-products>.
2. Steps taken to inform and educate consumers about safe and responsible usage of products and/or services.
The Company's website containing relevant details is updated on real time basis.
3. Mechanisms in place to inform consumers of any risk of disruption/discontinuation of essential services.
Any risk of disruption/discontinuation of essential services is communicated via IFCI's website.
4. Does the entity display product information on the product over and above what is mandated as per local laws? (Yes/No/Not Applicable)
If yes, provide details in brief. Did your entity carry out any survey with regard to consumer satisfaction relating to the major products / services of the entity, significant locations of operation of the entity or the entity as a whole? (Yes/No)

Yes. The Company being a NBFC offers various financial products, therefore it is ensured that adequate disclosures of all its financial products offered are made to its borrowers and to its investors through the company's website at <https://www.ifcilttd.com/?q=en/content/financial-products>.

5. Provide the following information relating to data breaches: **Nil**
- a. Number of instances of data breaches along-with impact
 - b. Percentage of data breaches involving personally identifiable information of customers

Annexure -1 to Business Responsibility Report

The links of relevant policies approved by the Board of Directors of the Company are given below: -

Name of the Policy	Web-link
Fair Practice Code	https://www.ifcilttd.com/?q=en/content/fair-practices-code
Code of Conduct	https://www.ifcilttd.com/?q=en/content/code-conduct
Vigil Mechanism	https://www.ifcilttd.com/?q=en/content/whistle-blower-policy
CSR Policy	https://www.ifcilttd.com/?q=en/content/our-csr-policy

The other policies are internal documents and accessible only to employees of the organization.

WELFARE OF SCs/STs/OBCs/EWSs/PWDs

Your company makes continuous efforts for welfare of Scheduled Castes (SCs), Scheduled Tribes (STs), Other Backward Classes (OBCs), Persons with Disabilities (PwDs), and Economically Weaker Sections (EWSs) and adheres to the policies of Government of India in this regard. The guideline governing reservations and relaxations for specific categories as laid out by the Government of India are strictly followed by Your Company. Further, in the training programmes Your Company

give due representation to employees belonging to reserved categories. Over the course of the year, 92% SC, 100% ST, and 78% OBCs employees were covered in training by Your Company.

As of March 31, 2023, Your Company had 148 regular employees, of whom 21 (14%) were from Other Backward Classes, 13 (9%) were from Scheduled Castes, and 1 (1%) were from Scheduled Tribes.

ANNUAL STATEMENT SHOWING THE REPRESENTATION OF SCs, STs, OBCs & EWS AS ON FIRST JANUARY OF THE YEAR 2023 AND NUMBER OF APPOINTMENTS MADE DURING THE PRECEDING CALENDAR YEAR

Sl. No.	Class	Number of Employees (as on 01.01.2023)					Number of appointments made during the preceding year											
		Total number of employees	SCs	STs	OBCs	EWSs	By Direct Recruitment					By Promotion			By Deputation/Absorption			
							Total	SCs	STs	OBCs	EWSs	Total	SCs	STs	Total	SCs	STs	
1	2	3	4	5	6	7	8	9	10	11	12	13	14	15	16	17	18	
1	Class I	152	13	1	22	-	-	-	-	-	-	-	-	-	-	-	-	-
2	Class III	-	-	-	-	-	-	-	-	-	-	-	-	-	-	-	-	-
3	Class IV	1	-	-	-	-	-	-	-	-	-	-	-	-	-	-	-	-
4	Contractual*	9	-	-	1	-	4	-	-	-	-	-	-	-	-	-	-	-
	Total	162	13	1	23	0	4	0	0	0	0	0	0	0	0	0	0	0

*One contractual employee joined and relieved during the calendar year.

ANNUAL STATEMENT SHOWING THE REPRESENTATION OF SCs, STs, OBCs & EWS IN VARIOUS GRADES AS ON FIRST JANUARY OF THE YEAR 2023

Sl. No.	Grades	Number of Employees (as on 01.01.2023)					Number of appointments made during the preceding year											
		Total number of employees	SCs	STs	OBCs	EWSs	By Direct Recruitment					By Promotion			By Deputation/Absorption			
							Total	SCs	STs	OBCs	EWSs	Total	SCs	STs	Total	SCs	STs	
1	2	3	4	5	6	7	8	9	10	11	12	13	14	15	16	17	18	
1	ED	-	-	-	-	-	-	-	-	-	-	-	-	-	-	-	-	-
2	F	2	-	-	-	-	-	-	-	-	-	-	-	-	-	-	-	-
3	E	21	1	-	2	-	-	-	-	-	-	-	-	-	-	-	-	-
4	D	30	2	-	3	-	-	-	-	-	-	-	-	-	-	-	-	-
5	C (including PS Gr C)	50	5	1	6	-	-	-	-	-	-	1	-	-	-	-	-	-
6	B (including PS Gr B)	40	4	-	7	-	-	-	-	-	-	-	-	-	-	-	-	-
7	A	9	1	-	4	-	-	-	-	-	-	-	-	-	-	-	-	-
8	Class III	-	-	-	-	-	-	-	-	-	-	-	-	-	-	-	-	-
9	Class IV	1	-	-	-	-	-	-	-	-	-	-	-	-	-	-	-	-
10	Contractual*	9	-	-	1	-	4	-	-	-	-	-	-	-	-	-	-	-
	Total	162	13	1	23	0	4	0	0	0	0	1	0	0	0	0	0	0

*One contractual employee joined and relieved during the calendar year

Group-wise Representation of Persons with Disabilities (PwD) up to 31.12.2022

Sl. No.	Group	Nature of Employees (as on 31.12.2022)					Number of appointments/promotions made during the calendar year 2022 (i.e. 01.01.2022 to 30.12.2022)																			
							Appointment by Direct Recruitment										Promotion									
		Total					No. of vacancies reserved					No. of Appointments made					No. of vacancies reserved					No. of Appointments made				
							VH	HH	OH	ID	Total	VH	HH	OH	ID	Total	VH	HH	OH	ID	Total	VH	HH	OH	ID	Total
1	2	3	4	5	6	7	8	9	10	11	12	13	14	15	16	17	18	19	20	21	22	23	24	25	26	27
1	Class I	1	1	-	-	-	-	-	-	-	-	-	-	-	-	-	-	-	-	-	-	-	-	-	-	-
2	Class-III	-	-	-	-	-	-	-	-	-	-	-	-	-	-	-	-	-	-	-	-	-	-	-	-	-
3	Class-IV	-	-	-	-	-	-	-	-	-	-	-	-	-	-	-	-	-	-	-	-	-	-	-	-	-
	Total	1	1	-	-	-	-	-	-	-	-	-	-	-	-	-	-	-	-	-	-	-	-	-	-	-

NOTE:

- (i) VH stands for Visually Handicapped (persons suffering from blindness or low vision)
- (ii) HH stands for Hearing Handicapped (persons suffering from hearing impairment)
- (iii) OH stands for Orthopedically Handicapped (persons suffering from locomotor disability or cerebral palsy)
- (iv) ID stands for Intellectual Disability

Form AOC-1

(Pursuant to first proviso to sub-section (3) of section 129 read with rule 5 of Companies (Accounts) Rules, 2014)
Statement containing salient features of the financial statement of subsidiaries/associate companies/joint ventures

PART "A": SUBSIDIARIES

As at March 31, 2023

(₹ in Crores)

Sr. No.	Name of the Subsidiary	Direct Subsidiaries						Step-down Subsidiaries						
		IFCI Venture Capital Funds Ltd.	IFCI Infrastructure Development Ltd.	IFCI Factors Ltd.	IFCI Financial Services Ltd.	Stock Holding Corporation of India Ltd.	MPCON Ltd.	IIDL Realtors Pvt. Ltd.	IFIN Commodities Ltd.	IFIN Credit Ltd.	IFIN Securities Finance Ltd.	Stockholding Document Management Services Ltd.	SHCIL Services Ltd.	Stockholding Securities IFSC Ltd.
1	Share capital	60.37	427.09	279.44	41.53	21.05	1.00	0.01	5.00	2.50	30.01	55.75	6.09	20.00
2	Reserves & surplus	111.86	95.79	-175.85	24.89	5,934.97	10.02	8.81	-1.57	-0.51	-0.66	-14.26	88.99	-5.76
3	Total assets	179.06	550.25	259.88	85.39	8,948.01	20.71	17.24	6.07	1.99	29.49	172.48	267.67	17.44
4	Total liabilities	6.83	27.37	156.29	18.97	2,991.99	9.69	8.42	2.64	-	0.14	130.99	172.59	3.20
5	Investments	28.88	137.56	10.70	36.15	6,665.39	-	-	-	-	2.54	-	-	-
6	Turnover	15.27	40.42	9.88	15.94	674.12	179.60	3.48	0.46	0.09	2.35	84.71	95.32	0.35
7	Profit before taxation	4.88	16.46	-0.54	-3.82	209.71	6.01	2.15	-0.66	0.008	0.33	5.83	19.43	-1.85
8	Provision for taxation	-0.54	0.33	-3.67	-	31.60	1.60	0.84	0.00	-0.001	-0.06	0.88	5.54	-
9	Profit after taxation	5.42	16.13	-4.22	-3.82	178.11	4.41	1.31	-0.66	0.007	0.39	4.95	13.89	-1.85
10	Proposed dividend	-	-	-	-	89.06	1.00	-	-	-	-	-	4.87	-
11	% of shareholding *	98.59%	100.00%	99.90%	94.78%	52.86%	79.72%	100.00%	100%	100%	100%	100%	100%	100%

* % of shareholding indicated for step-down subsidiaries represents the shareholding of their respective immediate holding company

Note: All subsidiary companies have been incorporated in India and are following the same reporting period as of Holding co. i.e. 12 months ending on 31st March each year.

For and on behalf of the Board of Directors of **IFCI Limited**

MANOJ MITTAL
Managing Director &
Chief Executive Officer
DIN 01400076

PROF. ARVIND SAHAY
Director
DIN 03218334

PRASOON
Chief General Manager &
Chief Financial Officer

PRIYANKA SHARMA
Company Secretary

Place: New Delhi
Dated: 25 May 2023

PART "B": ASSOCIATES AND JOINT VENTURES

Statement pursuant to Section 129 (3) of the Companies Act, 2013 related to Associate Companies and Joint Ventures

(₹ in Crores)

S. No.	Name of Associates/ Joint Ventures	Athena Chattisgarh Power Pvt. Ltd.	Gati Infrastructure Bhasmey Power Pvt. Ltd. \$	Kitco Ltd. ^	Nagai Power Pvt. Ltd.	Shiga Energy Private Ltd.	Vadraj Cements Ltd.	Vadraj Energy (gujarat) Ltd.
1	Latest audited Balance Sheet Date	31-Mar-20	31-Mar-22	31-Mar-23	31-Mar-21	31-Mar-22	31-Mar-18	31-Mar-18
2	Shares of Associate/Joint Ventures held by the company on the year end							
	No. of Equity Shares	13,85,40,000	4,50,20,000	19,950	56,40,000	5,10,00,000	6,39,16,797	3,60,00,000
	Amount of Investment in Associates/Joint Venture - Equity Shares	137.29	45.02	0.04	5.17	51.00	63.92	35.44
	Extend of Holding	7.01%	38.73%	20.26%	26.46%	28.43%	3.20%	24.00%
3	Reason why the associate / joint venture is not consolidated	As per Ind AS 28, para 20, an entity shall apply Ind AS 105 to an investment, or a portion of an investment, in an associate or a joint venture that meets the criteria to be classified as held for sale. Any retained portion of an investment in an associate or a joint venture that has not been classified as held for sale shall be accounted for using the equity method until disposal of the portion that is classified as held for sale takes place. After the disposal takes place, an entity shall account for any retained interest in the associate or joint venture in accordance with Ind AS 109 unless the retained interest continues to be an associate or a joint venture, in which case the entity uses the equity method. As the investment in these companies have been classified as held for sale, accordingly these companies has not been consolidated.						
4	Networth of the Company	1,954.75	116.44	31.48	-69.20	-261.16	-1,112.87	-137.35
	- Equity Share Capital	1,975.06	116.24	9.85	365.47	179.42	2,000.00	150.00
	- Preference Share Capital		-					-
	- Convertible Pref Share Capital		-					
	- Reserves & Surplus	-20.01	0.20	21.63	-434.67	-440.58	-3,112.87	-287.35
5	Networth attributable to Shareholding as per latest audited Balance Sheet (Equity Only)	137.03	45.10	6.38	-18.31	-74.24	-35.57	-32.96
6	Profit / Loss for the year	-0.30	-	-5.11	-235.31	-70.09	-1,595.29	-212.99
	i. Considered in Consolidation	-	-	-	-	-	-	-
	ii. Not Considered in Consolidation	-0.30	-	-5.11	-235.31	-70.09	-1,595.29	-212.99

\$ I-GAAP financials have been considered.

^ Based on Provisional Financials

For and on behalf of the Board of Directors of **IFCI Limited**

MANOJ MITTAL
Managing Director &
Chief Executive Officer
DIN 01400076

PROF. ARVIND SAHAY
Director
DIN 03218334

PRASOON
Chief General Manager &
Chief Financial Officer

PRIYANKA SHARMA
Company Secretary

Place: New Delhi
Dated: 25 May 2023

INDEPENDENT AUDITOR'S REPORT

To the Members of IFCI Limited

Report on the Audit of Standalone Financial Statements

Opinion

We have audited the accompanying Standalone Financial Statements of **IFCI Limited** ("the Company"), which comprises the Balance Sheet as at March 31, 2023, the Statement of Profit and Loss (including Other Comprehensive Income), the Cash Flow Statement and the Statement of Changes in Equity for the year ended on that date and Notes to the Financial Statements, including a summary of Significant Accounting Policies and other explanatory information (hereinafter referred to as the "Standalone Financial Statements").

In our opinion and to the best of our information and according to the explanations given to us, the aforesaid standalone financial statements give the information required by the Companies Act 2013 ("the Act") in the manner so required and give a true and fair view in conformity with the Indian Accounting Standards prescribed under Section 133 of the Act read with the Companies (Indian Accounting Standards) Rules, 2015 as amended, ("Ind AS") and other accounting principles generally accepted in India, of the state of affairs of the Company as at 31st March, 2023, and its Loss, total comprehensive loss, its cash flows and the changes in equity for the year ended on that date.

Basis for Opinion

We conducted our audit of the standalone financial statements in accordance with the Standards on Auditing (SA's) specified under Section 143(10) of the Companies Act, 2013 ("the Act"). Our responsibilities under those Standards are further described in "Auditor's Responsibilities for the Audit of Standalone Financial Statements" section of our report. We are independent of the Company in accordance with the Code of Ethics issued by the Institute of Chartered Accountants of India ("the ICAI") together with the ethical requirements that are relevant to our audit of the standalone financial statements under the provisions of the Act and the Rules made thereunder, and we have fulfilled our other ethical responsibilities in accordance with these requirements and the ICAI's Code of Ethics. We believe that the audit evidences obtained by us is sufficient and appropriate to provide a reasonable basis for our audit opinion on the Standalone Financial Statements.

Emphasis of Matter:

- We draw attention to **Note No. 39** of the financial statements regarding change in accounting policy towards de-recognition of interest income on Stage 3 assets. Accordingly, the interest income is lower by ₹ 209.50 Crores (net of ECL) for the reporting period.
- We draw attention to **Note No. 41**, where the valuation of the investments in subsidiary companies has been considered on the basis of financial results for the quarter ended 31st December 2022.
- We draw attention to **Note No. 54** where the Capital Risk Adequacy Ratio (CRAR) stands at (-) 70.66% as on 31.03.2023, below the RBI stipulated guideline vide circular dated 31st May, 2018 (RBI/2017-18/181 DNBR (PD) CC.No.092/03.10.001/2017-18).
- In a certain case, it was observed that one party has appointed the company as its advisor/consultant for assisting and preparation of their proposal under SDF (Sugar Development Fund) scheme of Government of India (GOI). However, company is also acting as nodal agency/agent of government for independently carrying out various due diligence procedures on application received by nodal ministry under SDF Scheme. Notwithstanding express approval from GOI, the action of assisting/coaching an applicant into preparation of documents/

project reports on commercial terms, and simultaneously conducting due diligence on behalf of GOI, severely undermines the credibility of the proposals appraised by the company, and comprises the independent position of the company.

- The company has informed us vide letter dt. 01.11.2022 received from nodal ministry that case specific data for SDF (Sugar Development Fund) Scheme may not be shared with auditors. Accordingly, same is not reviewed by us.
- The company has informed us that as per communication received from nodal ministry towards PLI (Production Linked Incentive) schemes, files and documents shall not be made available to the auditors, hence we have not reviewed the same.

Our Opinion is not modified in respect of these matters.

Key Audit Matters

Key audit matters are those matters that, in our professional judgment, were of most significance in our audit of the standalone financial statements of the current period. These matters were addressed in the context of our audit of the standalone financial statements as a whole, and in forming our opinion thereon, and we do not provide a separate opinion on these matters. We have determined the matters described below to be the key audit matters to be communicated in our report.

S. No.	Key Audit Matters	How our matter was addressed in the audit
1.	<p>Impairment of Loan Assets – Expected Credit Loss (ECL)</p> <p>[Refer Note No. 53 to the Standalone Financial Statements read with accounting policy No. 6(b)]</p> <p>The most significant areas where we identified greater levels of management judgment are:</p> <ul style="list-style-type: none"> ECL model–Impairment loss measurement requires use of statistical models to estimate the Probabilities of Default (PD), Loss Given Default (LGD) and Exposure at Default (EAD). These models are key driver to measure ECL. Individually assessed classification of various Stages – the carrying value of loans and advances to borrowers may be materially misstated if individual impairments are not appropriately identified and estimated. <p>The effect of these matters is that, as part of our risk assessment, we determined that the value of ECL has a high degree of estimation uncertainty, with a potential range of reasonable outcomes greater than our materiality for the financial statements as a whole.</p>	<p>Our Audit Procedure includes:</p> <p>We have obtained an understanding of the guidelines as specified in Ind AS 109 "Financial Instruments", various regulatory updates and the Company's internal instructions and procedures in respect of the expected credit loss and adopted the following audit procedures:</p> <ol style="list-style-type: none"> Evaluation and understanding of the key internal control mechanisms with respect to the loan assets, assessment of the loan impairment including assessment of relevant data quality, and review of the real data entered. Verification/review of documentations, operations/performance of Loan asset accounts, on test check basis of the large and stressed loan assets, to ascertain any overdue, unsatisfactory conduct or weakness in any loan asset account. Review of the reports of the internal audit and any other audit/inspection mechanisms to ascertain

S. No.	Key Audit Matters	How our matter was addressed in the audit
	In the event of any improper application of assumptions, the carrying value of loan assets could be materially misstated either individually or collectively. In view of the significance of the amount of loan assets in the standalone Financial Statements, the impairment of loan assets thereon has been considered as Key Audit Matter in our audit.	<p>the loan assets having any adverse indication/ comments, and review of the control mechanisms of the Company to ensure the proper classification of such loan assets and expected credit loss thereof.</p> <p>4. The accuracy of critical data elements input into the system used for computation of PD and LGD.</p> <p>5. The completeness and accuracy of data flows from source systems into the ECL calculation.</p> <p>6. Independent assessment of all Loan assets based on IRACP norms of RBI.</p> <p>Our results: We considered the credit impairment charge and provision recognized and the related disclosures to be acceptable & satisfactory.</p>
2.	<p>Valuation of financial instruments at Fair Value</p> <p>[Refer Note No. 52 to the Standalone Financial Statements read with accounting policy No. 6(b)]</p> <p>Company enters into derivative contracts in accordance with RBI guidelines to manage its currency and interest rate risk. These derivative contracts are categorized at FVTPL and certain derivative contracts are designated under cash flow hedge (Hedge Accounting).</p> <p>We consider the valuation of the derivative financial instruments and hedge accounting as a key audit matter due to its material exposure and the fact that the inappropriate application of these requirements could lead to a material effect on the income statement.</p>	<p>Our Audit Procedure includes:</p> <p>We involved our team to review the management's underlying assumptions in estimating the fair valuation arrived at for those financial derivative contracts and the possible outcome of the underlying contracts accruing any profit or loss to the company.</p> <p>Our team also considered general market practices and other underlying assumptions in arriving at such fair valuation of the financial derivative contracts as outstanding/pending for settlement as on March 31, 2023.</p> <p>Assessing whether the financial statement disclosures appropriately reflect the Company's exposure to derivatives valuation risks with reference to the requirements of the prevailing accounting standards and Reserve Bank of India Guidelines.</p>

S. No.	Key Audit Matters	How our matter was addressed in the audit
		<p>Our results: We did not find any material misstatement in measuring derivative contracts at fair value and the related disclosures to be acceptable & satisfactory.</p>
3.	<p>Valuation of investments in Subsidiaries and Associates</p> <p>The carrying value of the Company's investment in subsidiaries represents 2.01 times of the Company's total net worth.</p> <p>Due to the materiality of the investment in the context of the parent Company's financial statements and the market risk related with recoverability of investments, this was considered to be the area of focus during the course of Company's audits Hence, it was considered as a key Audit matter in our Report.</p>	<p>Our Audit Procedure includes:</p> <p>Review of financial statements of all subsidiaries and associates.</p> <p>Our results: We did not find any material risk in recoverability of the investments and the valuation of the investments has been done on fair value.</p>
4.	<p>Assessment of Information Technology (IT)</p> <p>The key financial accounting and reporting processes are highly dependent on the automated controls over the Company's IT systems. There is a risk that improper segregation of duties or user access management controls (in relation to key financial accounting and reporting systems) may undermine our ability to place some reliance thereon in our audit.</p> <p>We have considered this as key audit matter as any control lapses, validation failures, incorrect input data and wrong extraction of data may result in wrong reporting of data to the management and regulators.</p>	<p>Our Audit Procedure includes:</p> <p>Evaluated sample of key controls operating over the information/input in relation to financial accounting and reporting systems.</p> <p>Our results: We did not find any material deficiencies as per our analysis of reports emanating from IT systems on Financial Accounting and reporting.</p>

Information other than the Financial Statements and Auditor's Report Thereon

The Company's Board of Directors and Management is responsible for the preparation of the other information. The other information comprises the information obtained at the date of this auditor's report, but does not include the standalone financial statements, consolidated financial statements and our auditor's report thereon.

Our opinion on the standalone financial statements does not cover the other information and we do not express any form of assurance conclusion thereon.

In connection with our audit of the standalone financial statements, our responsibility is to read the other information and, in doing so, consider whether the other information is materially inconsistent with the standalone financial statements or our knowledge obtained during

the course of our audit or otherwise appears to be materially misstated. If, based on the work we have performed, we conclude that there is a material misstatement of this other information, we are required to report that fact. We have nothing to report in this regard.

Management's Responsibility for the Standalone Financial Statements

The Company's Board of Directors is responsible for the matters stated in section 134(5) of the Act with respect to the preparation of these standalone financial statements that give a true and fair view of the financial position and financial performance including other comprehensive income, cash flow and changes in equity of the Company in accordance with Ind AS and other accounting principles generally accepted in India.

This responsibility also includes maintenance of adequate accounting records in accordance with the provisions of the Act for safeguarding the assets of the Company and for preventing and detecting frauds and other irregularities; selection and application of appropriate accounting policies; making judgments and estimates that are reasonable and prudent; and design, implementation and maintenance of adequate internal financial controls, that were operating effectively for ensuring the accuracy and completeness of the accounting records, relevant to the preparation and presentation of the standalone financial statements that give a true and fair view and are free from material misstatement, whether due to fraud or error.

In preparing the standalone financial statements, management is responsible for assessing the company's ability to continue as a going concern, disclosing, as applicable, matters related to going concern and using the going concern basis of accounting unless management either intends to liquidate the entity or to cease operations, or has no realistic alternative but to do so.

The Board of Directors are also responsible for overseeing the Company's financial reporting process.

Auditor's Responsibilities for the Audit of Standalone Financial Statements

Our objectives are to obtain reasonable assurance about whether the standalone financial statements as a whole are free from material misstatement, whether due to fraud or error, and to issue an auditor's report that includes our opinion. Reasonable assurance is a high level of assurance, but is not a guarantee that an audit conducted in accordance with SAs will always detect a material misstatement when it exists. Misstatements can arise from fraud or error and are considered material if, individually or in the aggregate, they could reasonably be expected to influence the economic decisions of users taken on the basis of these standalone financial statements.

As part of an audit in accordance with SAs, we exercise professional judgment and maintain professional skepticism throughout the audit. We also:

- Identify and assess the risks of material misstatement of the standalone financial statements, whether due to fraud or error, design and perform audit procedures responsive to those risks, and obtain audit evidence that is sufficient and appropriate to provide a basis for our opinion. The risk of not detecting a material misstatement resulting from fraud is higher than for one resulting from error, as fraud may involve collusion, forgery, intentional omissions, misrepresentations, or the override of internal control.
- Obtain an understanding of internal financial control relevant to the audit in order to design audit procedures that are appropriate in the circumstances. Under section 143(3)(i) of the Companies Act, 2013, we are also responsible for expressing our opinion on whether the company has adequate internal financial controls system in place and the operating effectiveness of such controls.

- Evaluate the appropriateness of accounting policies used and the reasonableness of accounting estimates and related disclosures made by management.
- Conclude on the appropriateness of management's use of the going concern basis of accounting and, based on the audit evidence obtained, whether a material uncertainty exists related to events or conditions that may cast significant doubt on the Company's ability to continue as a going concern. If we conclude that a material uncertainty exists, we are required to draw attention in our auditor's report to the related disclosures in the standalone financial statements or, if such disclosures are inadequate, to modify our opinion. Our conclusions are based on the audit evidence obtained up to the date of our auditor's report. However, future events or conditions may cause the Company to cease to continue as a going concern.
- Evaluate the overall presentation, structure and content of the financial statements, including the disclosures, and whether the standalone financial statements represent the underlying transactions and events in a manner that achieves fair presentation.

Materiality is the magnitude of misstatements in the standalone financial statements that, individually or in aggregate, makes it probable that the economic decisions of a reasonably knowledgeable user of the standalone financial statements may be influenced. We consider quantitative materiality and qualitative factors in (i) planning the scope of our audit work and in evaluating the results of our work; and (ii) to evaluate the effect of any identified misstatements in the standalone financial statements.

We communicate with those charged with governance regarding, among other matters, the planned scope and timing of the audit and significant audit findings, including any significant deficiencies in internal control that we identify during our audit.

We also provide those charged with governance with a statement that we have complied with relevant ethical requirements regarding independence, and to communicate with them all relationships and other matters that may reasonably be thought to bear on our independence, and where applicable, related safeguards.

From the matters communicated with those charged with governance, we determine those matters that were of most significance in the audit of the financial statements of the current period and are therefore the key audit matters. We describe these matters in our auditor's report unless law or regulation precludes public disclosure about the matter or when, in extremely rare circumstances, we determine that a matter should not be communicated in our report because the adverse consequences of doing so would reasonably be expected to outweigh the public interest benefits of such communication.

Report on Other Legal and Regulatory Requirements

1. As required by the Companies (Auditor's Report) Order, 2020 ("the Order") issued by the Central Government of India in terms of sub-section (11) of section 143 of the Act, we give in the **Annexure "A"** a statement on the matters specified in paragraphs 3 and 4 of the Order.
2. As required under section 143(5) of the Companies Act, 2013, we enclose herewith, as per **Annexure "B"**, our report for the Company on the directions and sub-directions (Part A and Part B, respectively) issued by the Comptroller & Auditor General of India.
3. As required by Section 143(3) of the Act, based on our audit we report that:
 - a) We have sought and obtained all the information and explanations which to the best of our knowledge and belief were necessary for the purposes of our audit;

- b) In our opinion, proper books of account as required by law have been kept by the Company so far as it appears from our examination of those books;
- c) The Balance Sheet and the Statement of Profit and Loss including other comprehensive income, the Cash Flow Statement and Statement of change in Equity dealt with by this Report are in agreement with the books of account;
- d) In our opinion, the aforesaid standalone financial statements comply with the Ind AS specified under Section 133 of the Act.
- e) As per notification number G.S.R. 463(E) dated June 5, 2015 issued by Ministry of Corporate Affairs, Section 164(2) of the Act regarding the disqualifications of Directors is not applicable to the Company, since it is a Government Company
- f) With respect to the adequacy of the internal financial controls over financial reporting of the Company and the operating effectiveness of such controls, refer to our separate report in **Annexure "C"**. Our report expresses an unmodified opinion on the adequacy and operating effectiveness of the Company's Internal Financial Control over financial reporting.
- g) With respect to other matters to be included in the Auditor's Report in accordance with the requirements of Section 197(16) of the Act, since it is a government company, the provision of section 197 of the Act is not applicable to the company as per GSR 463 (E) dated June 05, 2015, issued by the Ministry of Corporate Affairs.
- h) With respect to the other matters to be included in the Auditor's Report in accordance with Rule 11 of the Companies (Audit and Auditors) Rules, 2014, in our opinion and to the best of our information and according to the explanations given to us:
- i. The Company has disclosed the impact of pending litigations as at 31st March 2023 on its financial position in its standalone financial statements – Refer Note No. 35.2 to the financial statements;
 - ii. The Company has made appropriate adjustment in the Profit & Loss Account, as required under the applicable law and accounting standards, for material foreseeable losses, if any, on long-term contracts including derivative contracts – Refer Note No. 52 to the financial statements;
 - iii. There has been no delay in transferring amounts, required to be transferred, to the Investor Education and Protection Fund by the Company.
 - iv. a) The Management has represented to us that, to the best of their knowledge and belief, no funds (which are material either individually or in the aggregate) have been advanced or loaned or invested (either from borrowed funds or share premium or any other sources or kind of funds) by the Company to or in any other person or entity, including foreign entity ("Intermediaries"), with the understanding, whether recorded in writing or otherwise, that the Intermediary shall, directly or indirectly lend or invest in other persons or entities identified in any manner whatsoever by or on behalf of the Company ("Ultimate Beneficiaries") or provide any guarantee, security or the like on behalf of the Ultimate Beneficiaries.
 - b) The Management has represented, that, to the best of its knowledge and belief, no funds (which are material either individually or in the aggregate) have been received by the Company from any person or entity, including foreign entity ("Funding Parties"), with the understanding, whether recorded in writing or otherwise, that the Company shall, whether, directly or indirectly, lend or invest in other persons or entities identified in any manner whatsoever by or on behalf of the Funding Party ("Ultimate Beneficiaries") or provide any guarantee, security or the like on behalf of the Ultimate Beneficiaries
 - c) Based on the audit procedures that have been considered reasonable and appropriate in the circumstances, nothing has come to our notice that has caused us to believe that the representations under sub-clause (i) and (ii) of Rule 11(e), as provided under (a) and (b) above, contain any material misstatement.
 - v. There has been no dividend declared or paid by the company during the year under audit.
 - vi. Proviso to Rule 3(1) of the Companies (Accounts) Rules, 2014 for maintaining books of account using accounting software which has a feature of recording audit trail (edit log) facility is applicable to the Company with effect from April 1, 2023, and accordingly, reporting under Rule 11(g) of Companies (Audit and Auditors) Rules, 2014 is not applicable for the financial year ended March 31, 2023.

For M/s M. K. Aggarwal & Co.
Chartered Accountants
Firm Registration No: 01411N

CA Atul Aggarwal
Partner

Membership No.: 099374
UDIN: 23099374BGSEQO5773

Place: New Delhi
Date: May 25, 2023

Annexure A referred to in paragraph 1 of Report on Other Legal and Regulatory Requirements of our report of even date on standalone financial statements

- (i) a) (A) According to the information and explanations given to us and on the basis of our examination of the records of the Company, the Company has maintained proper records showing full particulars including quantitative details and situation of fixed assets other than certain assets having gross block of ₹ 197.92 crores which have been fully depreciated in the earlier years.
- B) According to the information and explanations given to us and on the basis of our examination of the records of the Company, the Company has maintained proper records showing full particulars of intangible assets.
- b) As explained to us, the management carries out the physical verification of fixed assets once in a year during the year which, in our opinion, is reasonable having regard to the size of the company and nature of its assets. The management of the company has physically verified the assets during the year. According to the information and explanations given to us, no material discrepancies were noticed on such verification.
- c) According to the information and explanations given to us and on the basis of our examination of the records of the Company, the title deeds of all immovable's properties (other than properties where the company is the lessee and lease agreements are duly executed in favour of the lessee) disclosed in the financial statements are held in the name of the company.
- d) According to the information and explanations given to us and on the basis of our examination of the records of the Company, the Company has not revalued its Property, Plant and Equipment (including Right-of-use assets) or Intangible assets or both during the year.
- e) According to the information and explanations given to us and on the basis of our examination of the records of the Company, there are no proceedings initiated or pending against the Company for holding any benami property under the Prohibition of Benami Property Transactions Act, 1988 and rules made thereunder.
- (ii) a) The Company is a Non-Banking Financial Company; accordingly, it does not hold any inventory. Thus, clause 3(ii) (a) of the Companies (Auditor's Report) Order, 2020 is not applicable to it.
- b) According to the information and explanations given to us and on the basis of our examination of the records of the Company, the company has not been sanctioned working capital limits in excess of five crore rupees, in aggregate, from banks or financial institutions on the basis of security of current assets during any point of time of the year. Thus, clause 3(ii) (b) of the Companies (Auditor's Report) Order, 2020 is not applicable to it
- (iii) According to the information and explanations given to us and on the basis of our examination of the records of the Company, the company has made investments in, provided any guarantee or security or granted any loans and advances in the nature of loans, secured or unsecured, to companies, firms, Limited Liability Partnership or any other parties during the year.
- a) Since the Company's principal business is to give loans. Accordingly, the provision of clause 3(iii)(a) of the Order is not applicable to it.
- b) The Company, being a Non-Banking Financial Company ('NBFC'), registered under provisions of RBI Act, 1934. In our opinion and according to the information and explanations given to us, the investments made, guarantees provided, security given and the terms and conditions of the grant of all loans and advances in the nature of loans and guarantees, provided during the year are, prima facie, not prejudicial to the Company's interest.
- c) In our opinion and according to the information and explanations given to us, in respect of loans and advances in the nature of loans, the schedule of repayment of principal and payment of interest has been stipulated and in cases where repayment of principal and payment of interest is not received as stipulated, the cognizance thereof is taken by the Company in course of its periodic regulatory reporting and dealt with as per the provisions of RBI Act, 1934 and rules made thereunder, in pursuance of its compliance with provisions of the said Act/Rules, particularly, the Income Recognition, Asset Classification and Provisioning Norms.
- d) The total amount overdue for more than ninety days as at 31.03.2023 stands at ₹ 5749.06 Crores. The reasonable steps have been taken by the company for recovery of the same.
- e) Since the Company's principal business is to give loans. Accordingly, the provision of clause 3(iii)(e) of the Order is not applicable to it.
- f) Based on our audit procedures & according to the information and explanation made available to us, the Company has not granted any loans or advances in the nature of loans either repayable on demand or without specifying any terms or period of repayment during the year to Promoters, related parties as defined in clause (76) of section 2 of the Companies Act, 2013.
- (iv) According to the information and explanations given to us and on the basis of our examination of the records of the Company, the Company has not given any loans, investment, guarantees and securities which may be covered under section 185 and 186 of the Companies Act, 2013.
- (v) According to the information provided and explanations given to us and on the basis of our examination of the records of the Company, the Company has not accepted any deposits or amount which is deemed to be deposits from the public during the year within the meaning of Section 73 to 76 or any other relevant provision of the Companies Act, 2013 and the Companies (Acceptance of Deposits) Rules, 2014. Accordingly, directives issued by Reserve Bank of India is not applicable. Further, no order has been passed by Company Law Board or National Company Law Tribunal or Reserve Bank of India or any court or any other tribunal with respect to such deposits.
- (vi) The Central Government has not prescribed the maintenance of cost records under Sub-section 1 of Section 148 of the Act, for any of the services rendered by the Company. Accordingly, clause 3(vi) of the Companies (Auditor's Report) Order, 2020 is not applicable to the Company.
- (vii) In respect of statutory dues, on the basis of information and explanations given to us and on the basis of our examination of the records of the company, we report that:
- a) The Company is regular in depositing with appropriate authorities, undisputed statutory dues including

Provident Fund, Employees' State Insurance, Income Tax, Goods & Service Tax and other material statutory dues as applicable to it and there is no undisputed amount payable in respect of aforesaid dues outstanding for a period of more than six months from the date they become payable

as on 31 March, 2023, as per the accounts of the Company.
b) Wherever any dues/demand has been raised by any statutory authority and has been disputed by the Company, the same has been duly deposited under contest except in following cases:

Name of the Statute	Nature of disputed dues	Disputed Amount (amount in crore)	Pending amount not deposit/adjusted out of (A) (amount in crore)	Year to which demand relates	Forum, where dispute is pending
The Income- Tax Act, 1961 *	Penalty	1.78	1.23	A Y 2015-16	CIT(A), New Delhi
The Income- Tax Act, 1961 *	Income Tax	43.40	2.61	A Y 2016-17	CIT(A), New Delhi
The Income- Tax Act, 1961 *	Income Tax	74.52	54.85	AY 2019-20	CIT(A), New Delhi
Finance Act, 1994 (Service Tax)	Service Tax and Penalty	1.80	1.80	FY 2008-09 to FY 2010-11	CESTAT, New Delhi

* Income tax matters which are disputed/unpaid as appearing in e-filing portal of Income tax department as on 31 March 2023 and amount is exclusive of interest.

- (viii) According to the information and explanations given to us and on the basis of our examination of the records of the Company, the Company has not surrendered or disclosed any transactions, previously unrecorded as income in the books of account, in the tax assessments under the Income-tax Act, 1961 as income during the year.
- (ix) a) According to information and explanations given to us and on the basis of our examination of the records of the Company, the Company has not defaulted in repayment of loans or borrowing in the payment of interest thereon to any banks, financial institutions and Government.
- b) According to the information and explanations given to us and on the basis of our examination of the records of the Company, the Company has not been declared a wilful defaulter by any bank or financial institution or other lender.
- c) According to the information and explanations given to us and on an overall examination of the financial statements of the Company, the company has utilized the money obtained by way of term loans for the purpose for which they were obtained.
- d) According to the information and explanations given to us and on an overall examination of the financial statements of the Company, no funds have been raised on short term basis by the company. Accordingly, clause 3(ix)(d) of the Order is not applicable.
- e) According to the information and explanations given to us and on an overall examination of the financial statements of the Company, the Company has not taken any funds from any entity or person on account of or to meet the obligations of its subsidiaries, associates or joint ventures as defined under the Companies Act, 2013. Accordingly, clause 3(ix)(e) of the Order is not applicable.
- f) According to the information and explanations given to us and procedures performed by us, we report that the Company has not raised loans during the year on the pledge of securities held in its subsidiaries, associates or joint ventures as defined under the Companies Act, 2013. Accordingly, clause 3(ix)(f) of the Order is not applicable.
- (x) a) According to the information provided and explanations given to us and on the basis of our examination of the records of the Company, the Company has not raised any moneys by way of initial public offer or further public offer (including debt instruments) during the year. Accordingly, clause 3(x)(a) of the Order is not applicable.
- b) According to the information provided and explanations given to us and on the basis of our examination of the records of the Company, the Government of India has infused a sum of ₹ 100 Crores and ₹ 400 Crores towards share capital on September 17, 2022 and March 07, 2023 respectively. The company has allotted 9,29,36,802 number of shares of ₹ 10.76/- each (including security premium of ₹ 0.76) on October 27, 2022 and 29,36,85,756 number of shares of ₹ 13.62/- each (including security premium of ₹ 3.62) on April 27, 2023 to the President of India (Government of India) against the receipt of ₹ 100 Crores and ₹ 400 Crores respectively on preferential basis and the company has complied with the requirements of section 42 and section 62 of the Companies Act, 2013 and the funds raised have been used for the purposes for which the funds were raised.
- (xi) a) According to the information provided and explanations given to us and on the basis of our examination of the records of the Company, no fraud committed by the company was noticed during the course of our audit. Further as per the nature of business being NBFC, fraud against the company identified during the year is reported as per regulatory provisions. The nature of fraud generally relates to advances, misappropriated by the borrowers amounting to ₹ 439.28 Crores.
- b) In our opinion and according to the information and explanations given to us, no report under sub-section (12) of section 143 of the Act has been filed by the auditors in Form ADT-4 as prescribed under rule 13 of Companies (Audit and Auditors) Rules, 2014 with the Central Government.
- c) According to the information and explanations given to us, there was no whistle blower complaints received during the year by the Company.
- (xii) According to information and explanations given to us, the Company is not a Nidhi Company. Hence, the Nidhi Rules, 2014 are not applicable to the Company. Accordingly, clause 3(xii) of the Companies (Auditor's Report) Order, 2020 is not applicable to the Company.
- (xiii) According to the information and explanations given to us and on the basis of our examination of the records of the Company, transactions with the related parties are in compliance with sections 177 and 188 of the Act where applicable and details of such transactions have been disclosed in the financial statements as required by the applicable Accounting Standards.

- (xiv) a) In our opinion and based on examination, the company has an internal audit system commensurate with their size and nature of its business.
- b) We have considered, during the course of our audit, the reports of the Internal Auditor(s) for the period under audit, issued to the Company during the year till date, in determining the nature, timing and extent of our audit procedures in accordance with the guidance provided in SA 610 "Using the work of Internal Auditors".
- (xv) In our opinion and according to the information and explanations given to us, during the year the Company has not entered into any non-cash transactions with directors or persons connected with them which are covered under Section 192 of Companies Act, 2013.
- (xvi) a) The Company is a Non- Banking Finance Company and has obtained registration under section 45-IA of the Reserve Bank of India Act, 1934. The Company has been granted certificate of registration to commence/carry on the business of non-banking financial institution without accepting public deposits on August 18, 2009 vide registration No. is B-14.00009.
- b) According to the information and explanations given to us and on the basis of our examination of the records of the Company, the company has not conducted any Non-Banking Financial or Housing Finance activities without a valid Certificate of Registration (CoR) from the Reserve Bank of India as per the Reserve Bank of India Act, 1934.
- c) According to the information and explanations given to us and on the basis of our examination of the records of the Company, the company is not a Core Investment Company (CIC) as defined in the regulations made by the Reserve Bank of India. Accordingly, clause 3(xvi)(c) of the Order is not applicable.
- d) According to the information and explanations given to us and on the basis of our examination, the group has no CIC as part of the Group.
- (xvii) According to the information and explanations given to us and on the basis of our examination of the records of the company, the company has incurred cash losses in the financial year and in the immediately preceding financial year for ₹ 621.01 Crores and ₹ 1892.79 Crores respectively.
- (xviii) There has been no resignation of the statutory auditors during the year. Accordingly, clause 3(xviii) of the Order is not applicable.
- (xix) According to the information and explanations given to us and on the basis of the financial ratios, ageing and expected dates of realization of financial assets and payment of financial liabilities, other information accompanying the financial statements, our knowledge of the Board of Directors and management plans and based on our examination of the evidence supporting the assumptions, nothing has come to our attention, which causes us to believe that any material uncertainty exists as on the date of the audit report and that the Company is not capable of meeting its liabilities existing at the date of balance sheet as and when they fall due within a period of one year from the balance sheet date, and that our opinion is a merely an estimation and basis various contingent events and probable future scenarios. We, however, state that this is not an assurance as to the future viability of the Company. We further state that our reporting is based on the facts up to the date of the audit report and we neither give any guarantee nor any assurance that all liabilities falling due within a period of one year from the balance sheet date, will get discharged by the Company as and when they fall due.
- (xx) a) According to the information and explanations given to us and on the basis of our examination of the records of the company, it is not required to transfer any unspent amount to a Fund specified in Schedule VII of the Companies Act in compliance with the provision of sub section (6) of Section 135 of the said Act.
- b) According to the information and explanations given to us and on the basis of our examination of the records of the company, there is no amount which is remaining unspent under sub section 5 of Section 135 of the Act pursuant to any ongoing CSR project.

For M/s M. K. Aggarwal & Co.
Chartered Accountants
Firm Registration No: 01411N

CA Atul Aggarwal
Partner

Place: New Delhi
Date: May 25, 2023

Membership No.: 099374
UDIN: 23099374BGSEQO5773

Annexure B referred to in paragraph 2 of Report on Other Legal and Regulatory Requirements of our report of even date of standalone financial statements.

Part A - Directions

S. No.	Directions	Reply												
1.	Whether the company has system in place to process all the accounting transactions through IT system? If yes, the implications of processing of accounting transactions outside IT system on the integrity of the accounts along with the financial implications, if any, may be stated.	Yes, all the accounting transactions process through IT system. The income tax computation and deferred tax computation have been done manually on MS excel, however the accounting entries for both are passed through IT system only.												
2.	Whether there is any restructuring of an existing loan or cases of waiver/write off of debts/loans/interest etc. made by a lender to the company due to the company's inability to repay the loan? If yes, the financial impact may be stated. Whether such cases are properly accounted for? (In case, lender is a government company, then this direction is also applicable for statutory auditor of lender company)	<p>There is no restructuring of loans availed by the company during the year under reference.</p> <p>There are no cases of waiver/write off of debts/loans/interest etc. made by a lender to the company due to the company's inability to repay the loan.</p> <p>However, according to the information and explanations provided to us by the Company, company as a lender, following are case(s) of waiver/ write-off of debts/ loan/ interest etc. The details of such write-off/waiver are as under:</p> <table border="1"> <thead> <tr> <th>S. No.</th> <th>Nature of Dues</th> <th>Amount (₹ in crores)</th> </tr> </thead> <tbody> <tr> <td>A.</td> <td>Waiver/Write-off/ Technical write-off of loans</td> <td>267.95</td> </tr> <tr> <td>B.</td> <td>Recovery/Write-back of Amount Earlier Written Off</td> <td>(34.11)</td> </tr> <tr> <td>C</td> <td>Debtors write-offs</td> <td>0.05</td> </tr> </tbody> </table> <p>It was informed that the waiver/write-off is decided on case-to-case basis with due assessment of the possibility of recovery/realization in each case considering the available security, status of the borrower/investee and pending litigation. The outstanding in technical write-offs/ waiver cases was fully provided for in the books of accounts to the extent of the amount of write-off/ waiver.</p>	S. No.	Nature of Dues	Amount (₹ in crores)	A.	Waiver/Write-off/ Technical write-off of loans	267.95	B.	Recovery/Write-back of Amount Earlier Written Off	(34.11)	C	Debtors write-offs	0.05
S. No.	Nature of Dues	Amount (₹ in crores)												
A.	Waiver/Write-off/ Technical write-off of loans	267.95												
B.	Recovery/Write-back of Amount Earlier Written Off	(34.11)												
C	Debtors write-offs	0.05												
3.	Whether funds (grants/subsidy etc.) received/receivable for specific schemes from Central/State Government or its agencies were properly accounted for/ utilized as per its term and conditions? List the cases of deviation.	<p>There is no grant/subsidy received/receivable by the company during the year under audit.</p> <p>Further, the funds received for Credit Enhancement Guarantee Scheme for Scheduled Castes and under various PLI Schemes have been properly accounted for and utilized as per terms and conditions of the scheme. The above information is solely based upon management representations and to the extent as per Para 5 & 6 of Emphasis of Matters of this report.</p>												

Part B – Sub-Directions

S. No.	Sub-Directions	Reply																				
1.	Investments Whether the titles of ownership in respect of CGS/SGS/ Bonds/Debentures etc. are available in physical/de-mat form and these, in aggregate, agree with the respective amounts shown in the Company's books of accounts? If not, details may be stated.	<p>According to the information and explanations provided by the Company and based on audit procedures performed by us, the titles of ownership in respect of CGS/ SGS/ Bonds/ Debentures, etc. are available in physical/de-mat form and these, in aggregate, agree with the respective amounts shown in the Company's books of accounts, except for the cases mentioned below.</p> <p>a) Where shares are lying in Demat or physical form but not accounted for in the books of accounts to the extent identified on test check basis.</p> <table border="1"> <thead> <tr> <th>S. No.</th> <th>Company Name</th> <th>Mode</th> <th>No of shares</th> </tr> </thead> <tbody> <tr> <td>1</td> <td>Hindal Co. India</td> <td>Physical</td> <td>116</td> </tr> <tr> <td>2</td> <td>Orrissa Synthetics Ltd.</td> <td>Physical</td> <td>100</td> </tr> <tr> <td>3</td> <td>Siel Ltd.</td> <td>Physical</td> <td>336348</td> </tr> <tr> <td>4</td> <td>Siel Sugar Ltd.</td> <td>Physical</td> <td>300</td> </tr> </tbody> </table> <p>The company is in the process of claiming the aforesaid shares from Investor Education & Protection Funds.</p> <p>Further, Certain shares of companies which are no longer existent have not been accounted for as per minutes of committee of GMs dt. 17.03.2023.</p>	S. No.	Company Name	Mode	No of shares	1	Hindal Co. India	Physical	116	2	Orrissa Synthetics Ltd.	Physical	100	3	Siel Ltd.	Physical	336348	4	Siel Sugar Ltd.	Physical	300
S. No.	Company Name	Mode	No of shares																			
1	Hindal Co. India	Physical	116																			
2	Orrissa Synthetics Ltd.	Physical	100																			
3	Siel Ltd.	Physical	336348																			
4	Siel Sugar Ltd.	Physical	300																			

S. No.	Sub-Directions	Reply																											
		<p>b) Where shares are accounted in the books of Account but are not available in Demat or physical form, to the extent identified on test check basis.</p> <table border="1"> <thead> <tr> <th>S. No.</th> <th>Company Name</th> <th>No of shares</th> </tr> </thead> <tbody> <tr> <td>1</td> <td>LML LTD (PREF)</td> <td>21,50,912</td> </tr> <tr> <td>2</td> <td>OCM INDIA LTD</td> <td>5,89,743</td> </tr> <tr> <td>3</td> <td>SAMCOR GLASS LTD</td> <td>20,00,000</td> </tr> <tr> <td>4</td> <td>SOUTHERN WIND FARMS PVT. LTD.</td> <td>1,00,000</td> </tr> <tr> <td>5</td> <td>ASHOK PAPER MILLS LTD (PREF)</td> <td>30,000</td> </tr> <tr> <td>6</td> <td>ASHOK PAPER MILLS LTD</td> <td>3,00,000</td> </tr> <tr> <td>7</td> <td>CACHAR SUGAR MILLS LTD (PREF.)</td> <td>14,953</td> </tr> <tr> <td>8</td> <td>KILBURN OFFICE AUTOMATION LTD</td> <td>400</td> </tr> </tbody> </table> <p>The company is in the process of requesting for issue duplicate shares certificate in respect of aforesaid companies.</p>	S. No.	Company Name	No of shares	1	LML LTD (PREF)	21,50,912	2	OCM INDIA LTD	5,89,743	3	SAMCOR GLASS LTD	20,00,000	4	SOUTHERN WIND FARMS PVT. LTD.	1,00,000	5	ASHOK PAPER MILLS LTD (PREF)	30,000	6	ASHOK PAPER MILLS LTD	3,00,000	7	CACHAR SUGAR MILLS LTD (PREF.)	14,953	8	KILBURN OFFICE AUTOMATION LTD	400
S. No.	Company Name	No of shares																											
1	LML LTD (PREF)	21,50,912																											
2	OCM INDIA LTD	5,89,743																											
3	SAMCOR GLASS LTD	20,00,000																											
4	SOUTHERN WIND FARMS PVT. LTD.	1,00,000																											
5	ASHOK PAPER MILLS LTD (PREF)	30,000																											
6	ASHOK PAPER MILLS LTD	3,00,000																											
7	CACHAR SUGAR MILLS LTD (PREF.)	14,953																											
8	KILBURN OFFICE AUTOMATION LTD	400																											
2.	<p>Loans</p> <p>In respect of provisioning requirement of all restructured, rescheduled, renegotiated loan-whether a system of periodical assessment of realizable value of securities available against all such loans is in place and adequate provision has been created during the year? Any deficiencies in this regard, if any, may be suitably commented upon along with financial impact.</p>	<p>There is a system of assessment of realizable value of securities available for loan portfolio including restructured, rescheduled, renegotiated loans and is updated on quarterly basis. However, valuation exercise is undertaken on periodical basis or, as and when warranted by the circumstances.</p> <p>In view of adoption of Ind AS norms the financial accounts of the company are drawn as per Ind AS. Impairment in the assets has been calculated in accordance with Ind AS by calculating Expected Credit Loss (ECL) in case of loans as per accounting policy of the company. The company is following the policy of provision on loan assets on the basis of Ind AS Norms vs IRAC Norms, whichever is higher.</p>																											
3.	<p>Whether Resolution Plan/One Time Settlement (OTS) entered into by the Company with the borrower has been taken into consideration for booking of the outstanding loan amount and for adjustment of Impairment loss allowance</p>	<p>Proper accounting adjustments for impairment and settlement have been done with respect of OTS Settlements and resolution plan.</p>																											

For M/s M. K. Aggarwal & Co.
Chartered Accountants
Firm Registration No: 01411N

CA Atul Aggarwal
Partner
Membership No.: 099374
UDIN: 23099374BGSEQO5773

Place: New Delhi
Date: May 25, 2023

Annexure C referred to in paragraph 3 of Report on Other Legal and Regulatory Requirements of our report of even date on standalone financial statements:

Report on the Internal Financial Controls with reference to Standalone Financial Statements under Clause (i) of Sub-section 3 of Section 143 of the Companies Act, 2013 (“the Act”)

We have audited the internal financial controls with reference to standalone financial statements of IFCI Limited (“the Company”) as of March 31, 2023 in conjunction with our audit of the standalone Ind AS financial statements of the Company for the year ended on that date.

Management’s Responsibility for Internal Financial Controls

The Company’s management is responsible for establishing and maintaining internal financial controls with reference to standalone financial statements based on the internal control over financial reporting criteria established by the Company considering the essential components of internal control stated in the Guidance Note on Audit of Internal Financial Controls over Financial Reporting issued by the Institute of Chartered Accountants of India (‘ICAI’). These responsibilities include the design, implementation and maintenance of adequate internal financial controls that were operating effectively for ensuring the orderly and efficient conduct of its business, including adherence to company’s policies, the safeguarding of its assets, the prevention and detection of frauds and errors, the accuracy and completeness of the accounting records, and the timely preparation of reliable financial information, as required under the Companies Act, 2013.

Auditors’ Responsibility

Our responsibility is to express an opinion on the Company’s internal financial controls with reference to standalone financial statements of the company based on our audit. We conducted our audit in accordance with the Guidance Note on Audit of Internal Financial Controls over Financial Reporting (the “Guidance Note”) and the Standards on Auditing, issued by ICAI and deemed to be prescribed under section 143(10) of the Companies Act, 2013, to the extent applicable to an audit of internal financial controls with reference to standalone financial statements. Those Standards and the Guidance Note require that we comply with ethical requirements and plan and perform the audit to obtain reasonable assurance about whether adequate internal financial controls with reference to standalone financial statements was established and maintained and if such controls operated effectively in all material respects.

Our audit involves performing procedures to obtain audit evidence about the adequacy of the internal financial controls system with reference to standalone financial statements and their operating effectiveness. Our audit of internal financial controls with reference to standalone financial statements included obtaining an understanding of internal financial controls with reference to standalone financial statements, assessing the risk that a material weakness exists, and testing and evaluating the design and operating effectiveness of internal control based on the assessed risk. The procedures selected depend on the auditor’s judgment, including the assessment of the risks of material misstatement of the financial statements, whether due to fraud or error.

We believe that the audit evidence we have obtained is sufficient and appropriate to provide a basis for our audit opinion on the Company’s internal financial controls with reference to standalone financial statements.

Meaning of Internal Financial Controls with reference to standalone financial statements

A company’s internal financial control with reference to standalone financial statements is a process designed to provide reasonable assurance regarding the reliability of financial reporting and the preparation of financial statements for external purposes in accordance with generally accepted accounting principles. A company’s internal financial control with reference to standalone financial statements includes those policies and procedures that (1) pertain to the maintenance of records that, in reasonable detail, accurately and fairly reflect the transactions and dispositions of the assets of the company; (2) provide reasonable assurance that transactions are recorded as necessary to permit preparation of financial statements in accordance with generally accepted accounting principles, and that receipts and expenditures of the company are being made only in accordance with authorizations of management and directors of the company; and (3) provide reasonable assurance regarding prevention or timely detection of unauthorized acquisition, use, or disposition of the company’s assets that could have a material effect on the financial statements.

Inherent Limitations of Internal Financial Controls with reference to standalone financial statements

Because of the inherent limitations of internal financial controls over financial reporting, including the possibility of collusion or improper management override of controls, material misstatements due to error or fraud may occur and not be detected. Also, projections of any evaluation of the internal financial controls with reference to standalone financial statements to future periods are subject to the risk that the internal financial control with reference to standalone financial statements may become inadequate because of changes in conditions, or that the degree of compliance with the policies or procedures may deteriorate.

Opinion

In our opinion, to the best of information and according to the explanations given to us, the Company has, in all material respects, an adequate internal financial controls system with reference to standalone financial statements and such internal financial controls with reference to standalone financial statements were operating effectively as at March 31, 2023 so far as our examination has revealed regarding internal control over financial reporting criteria established by the Company considering the essential components of internal control stated in the Guidance Note on Audit of Internal Financial Controls Over Financial Reporting issued by the Institute of Chartered Accountants of India.

For M/s M. K. Aggarwal & Co.
Chartered Accountants
Firm Registration No: 01411N

CA Atul Aggarwal
Partner

Place: New Delhi
Date: May 25, 2023

Membership No.: 099374
UDIN: 23099374BGSEQO5773

IFCI LTD.
BALANCE SHEET AS AT MARCH 31, 2023

(All amounts are in Rupees crores unless otherwise stated)

	Note	As at March 31, 2023	As at March 31, 2022
I. ASSETS			
(1) Financial Assets			
(a) Cash and cash equivalents	3	110.38	112.43
(b) Bank balance other than (a) above	4	1,891.89	648.37
(c) Derivative financial instruments	5	14.83	2.02
(d) Trade receivables	6	38.32	30.52
(e) Loans	7	1,799.19	2,382.59
(f) Investments	8	1,018.97	1,683.60
(g) Other financial assets	9	33.87	49.93
Total Financial Assets		4,907.45	4,909.46
(2) Non-financial Assets			
(a) Investment in subsidiaries	10	1,257.70	1,260.09
(b) Investment accounted using equity method	11	-	-
(c) Current tax assets (Net)		31.86	48.28
(d) Deferred tax assets (Net)	12	1,739.12	1,852.75
(e) Investment property	13	283.32	271.41
(f) Property, plant and equipment	14	618.24	634.49
(g) Capital work-in-progress		-	-
(h) Other intangible assets	15	0.26	0.43
(i) Other non-financial assets	16	92.11	93.25
Total Non-Financial Assets		4,022.61	4,160.70
Assets classified as held for sale	17	0.04	0.04
Total Assets		8,930.10	9,070.20
II. LIABILITIES AND EQUITY			
LIABILITIES			
(1) Financial Liabilities			
(a) Derivative financial instruments	5	-	-
(b) Trade payables			
(i) Total outstanding dues of MSMEs			
(ii) Total outstanding dues of creditors other than MSMEs	18	62.26	52.85
(c) Debt securities	19	4,590.31	5,054.47
(d) Borrowings (other than debt securities)	20	443.09	982.77
(e) Subordinated liabilities	21	774.67	974.66
(f) Other financial liabilities	22	2,349.99	1,480.69
Total Financial Liabilities		8,220.32	8,545.44
(2) Non-financial liabilities			
(a) Provisions	23	83.68	79.31
(b) Other non-financial liabilities	24	-	-
Total Non-Financial Liabilities		83.68	79.31
(3) Equity			
(a) Equity share capital	25	2,195.93	2,102.99
(b) Other equity	26	(1,569.83)	(1,657.54)
Total Equity		626.10	445.45
Total Liabilities and Equity		8,930.10	9,070.20

The accompanying notes are an integral part of these financial statements

As per our report of even date attached

For **M.K. AGGARWAL & CO**
Chartered Accountants
ICAI Firm registration No.: 01411N

CA ATUL AGGARWAL
Partner
Membership No.: 099374

Place: New Delhi
Dated: 25 May 2023

For and on behalf of the Board of Directors of **IFCI Limited**

MANOJ MITTAL
Managing Director &
Chief Executive Officer
DIN 01400076

PRASOON
Chief General Manager &
Chief Financial Officer

PROF. ARVIND SAHAY
Director
DIN 03218334

PRIYANKA SHARMA
Company Secretary

IFCI LTD.

STATEMENT OF PROFIT AND LOSS FOR THE YEAR ENDED 31 MARCH 2023

(All amounts are in Rupees crores unless otherwise stated)

	Note	For the year ended March 31, 2023	For the year ended March 31, 2022
Revenue from operations			
Interest income	27	295.66	592.88
Dividend income		51.35	37.80
Rental income		38.28	35.74
Fees and commission Income		59.05	49.54
Net gain/(loss) on fair value changes	28	89.77	40.98
I. Total revenue from operations		534.11	756.94
II. Other income	29	11.15	6.67
III. Total income (I+II)		545.26	763.61
Expenses			
Finance costs	30	631.30	922.88
Foreign exchange loss		19.07	18.52
Impairment on financial instruments	31	(79.29)	1,373.32
Employee benefits expenses	32	99.27	92.43
Depreciation and amortisation	33	24.07	23.03
Others expenses	34	36.41	118.53
IV. Total expenses		730.83	2,548.71
V. Profit before exceptional items and tax (III- IV)		(185.57)	(1,785.10)
VI. Exceptional items		-	-
VII. Profit/(Loss) before tax (V-VI)		(185.57)	(1,785.10)
VIII. Tax expense:			
- Current tax		-	-
- Taxation for earlier years		-	-
- Deferred tax (net)	12	102.01	206.24
Total Tax expense		102.01	206.24
IX. Profit/(Loss) for the Year (VII-VIII)		(287.58)	(1,991.33)
X. Other comprehensive income			
A. (i) Items that will not be reclassified to profit or loss			
- Fair value changes on FVTOCI - equity securities		33.93	140.98
- Gain/(loss) on sale of FVTOCI - equity securities		(53.33)	(102.70)
- Actuarial gain/(loss) on defined benefit obligation		-	-
(ii) Income tax relating to items that will not be reclassified to profit or loss			
- Tax on Fair value changes on FVTOCI - Equity securities		(11.86)	(49.27)
- Tax on Actuarial gain/(loss) on Defined benefit obligation		-	-
Subtotal (A)		(31.26)	(10.99)
B. (i) Items that will be reclassified to profit or loss			
- Debt securities measured at FVTOCI - net change in fair value		(0.75)	(10.54)
- Debt securities measured at FVTOCI - reclassified to profit and loss		-	-
(ii) Income tax relating to items that will be reclassified to profit or loss			
- Tax on Fair value changes on FVTOCI - Debt		0.24	(13.80)
Subtotal (B)		(0.51)	(24.34)
Other comprehensive income / (loss) (A + B)		(31.77)	(35.33)
XI. Total comprehensive income / (loss) for the year (IX+X)		(319.35)	(2,026.66)
XII. Earnings per equity share			
Basic Earnings per share of ₹ 10 each		(1.31)	(9.47)
Diluted Earnings per share of ₹ 10 each		(1.31)	(9.47)

The accompanying notes are an integral part of these financial statements

As per our report of even date attached

For **M.K. AGGARWAL & CO**
Chartered Accountants
ICAI Firm registration No.: 01411N

CA ATUL AGGARWAL
Partner
Membership No.: 099374

Place: New Delhi
Dated: 25 May 2023

For and on behalf of the Board of Directors of **IFCI Limited**

MANOJ MITAL
Managing Director &
Chief Executive Officer
DIN 01400076

PRASOON
Chief General Manager &
Chief Financial Officer

PROF. ARVIND SAHAY
Director
DIN 03218334

PRIYANKA SHARMA
Company Secretary

IFCI LTD.

STATEMENT OF CASH FLOW FOR THE YEAR ENDING 31 MARCH 2023

(All amounts are in Rupees crores unless otherwise stated)

	For the year ended March 31, 2023	For the year ended March 31, 2022
A. CASH FLOW FROM OPERATING ACTIVITIES		
Net Profit before Tax	(185.57)	(1,785.10)
Adjustments for:		
Depreciation and amortisation	24.07	23.03
Impairment provision/ write offs	(79.29)	1,373.32
Unrealised gain/(loss) on investments	(95.44)	(96.29)
Impairment on Assets held for sale	-	-
Impairment on Non-financial asset	-	-
(Profit)/ Loss on Sale of Assets	-	(0.02)
Interest cost on preference shares	-	-
Operating Profit before Working Capital Changes & Operating Activities	<u>(336.23)</u>	<u>(485.06)</u>
Adjustments for Operating Activities:		
(Increase)/ decrease in Investments	742.39	1,523.29
(Increase)/ decrease in Loans & Advances	661.83	2,674.80
(Increase)/ decrease in Derivative Financial Instruments	(12.81)	(17.93)
Increase/ (decrease) in Trade Payables	9.41	(112.83)
Increase/ (decrease) in Subordinated Liabilities	(199.99)	(338.64)
(Increase)/ decrease in Receivables	(8.17)	26.54
Increase/ (decrease) in Debt Securities	(464.16)	(2,216.31)
Increase/ (decrease) in Borrowings	(539.68)	(1,302.93)
Operating Profit before Working Capital Changes	<u>(147.41)</u>	<u>(249.07)</u>
Adjustments for:		
(Increase)/ decrease in Other Financial Assets	1.14	2.03
Increase/ (decrease) in Other Non-financial Assets	14.98	89.70
Increase/ (decrease) in Other Financial Liabilities	869.30	(313.43)
Increase/ (decrease) in Other Non-financial Liabilities	-	(0.42)
Increase/ (decrease) in Provision	5.69	(3.97)
Increase/ (decrease) in other bank balances	(1,243.52)	(60.04)
Increase/ (decrease) in assets held for sale	-	-
Cash Flow before taxation	<u>(352.41)</u>	<u>(286.13)</u>
Income Tax (paid)/ refund - Net	16.42	13.94
Net cash flow from Operating Activities	<u>(483.40)</u>	<u>(521.26)</u>
B. CASH FLOW FROM INVESTING ACTIVITIES		
Purchase of / Advance for property, plant and equipments (including Leased property)	(32.47)	(1.21)
Investment in subsidiaries	-	-
Proceeds from sale of investment property	-	-
Sale of investment in associates and joint ventures	-	-
Purchase of/ Advance for Intangible Asset	0.17	(0.03)
Proceeds from sale of property, plant and equipments (including leased property)	13.65	0.24
Sale of Investment	-	1.13
Net cash flow from Investing Activities	<u>(18.65)</u>	<u>0.13</u>
C. CASH FLOW FROM FINANCING ACTIVITIES		
Issue of Equity Shares	92.94	61.01
Share Premium (net of expenses)	7.06	38.99
Share application money received	400.00	-
Net cash flow from Financing Activities	<u>500.00</u>	<u>100.00</u>
Net Increase/ (Decrease) in Cash and Cash Equivalent Flow (A+B+C)	<u>(2.05)</u>	<u>(421.13)</u>
Add : Cash and Cash Equivalents at beginning of the year	112.43	533.56
Cash and Cash Equivalents at the end of the year	<u>110.38</u>	<u>112.43</u>
Details of Cash and Cash Equivalents at the end of the year :		
Cash in hand (including postage stamps)	-	-
Balances with Banks		
- Bank balance	7.27	22.46
- Bank Deposits	67.28	89.97
Collaterised borrowings lending operations (CBLO)	35.83	-
Cheques on hand & under collection and remittances in transit	-	-
Total Cash and Cash Equivalents at the end of the year	<u>110.38</u>	<u>112.43</u>

The above statement of cash flows has been prepared under the Indirect Method as per set out in Ind AS 7 'Statement of cash Flows'.

The accompanying notes are an integral part of these financial statements

As per our report of even date attached

For **M.K. AGGARWAL & CO**
Chartered Accountants
ICAI Firm registration No.: 01411N

CA ATUL AGGARWAL
Partner
Membership No.: 099374

Place: New Delhi
Dated: 25 May 2023

For and on behalf of the Board of Directors of **IFCI Limited**

MANOJ MITTAL
Managing Director &
Chief Executive Officer
DIN 01400076

PRASOON
Chief General Manager &
Chief Financial Officer

PROF. ARVIND SAHAY
Director
DIN 03218334

PRIYANKA SHARMA
Company Secretary

IFCI LTD.

STATEMENT OF CHANGES IN EQUITY FOR THE YEAR ENDED 31 MARCH 2023

(All amounts are in Rupees crores unless otherwise stated)

a. Equity Share Capital

Balance as at 01 April 2021	Changes in Equity Share Capital due to prior period errors	Restated balance as at 01 April 2021	Changes in equity share capital during the year	Balance as at 31 March 2022	Changes in Equity Share Capital due to prior period errors	Restated balance as at 31 March 2022	Changes in equity share capital during the year	Balance as at 31 March 2023
1,895.99	-	1,895.99	207.00	2,102.99	-	2,102.99	92.94	2,195.93

b. Other Equity

Particulars	Share application money pending allotment	Deemed equity contribution	Impairment Reserve	Reserves and Surplus								Debt instruments through other comprehensive income	Equity instruments through other comprehensive income	Remeasurements of the defined benefit plans	Total
				Reserve u/s 45IC of RBI Act section 36(1) (viii) of the income Tax Act, 1961	Special reserve under	Capital reserve	Securities premium	Capital redemption reserve	Debenture redemption reserve	General reserve	Retained earnings				
Balance as at 01 April 2021	200.00	335.82	34.54	875.04	136.69	0.85	967.69	231.92	247.08	353.58	(2,529.14)	21.57	(452.89)	53.36	476.10
Total comprehensive income for the year	-	-	-	-	-	-	-	-	-	-	(1,991.33)	(24.33)	(10.99)	-	(2,026.65)
Application money transfer during the year	(200.00)	-	-	-	-	-	-	-	-	-	-	-	-	-	(200.00)
Application money received during the year	-	-	-	-	-	-	-	-	-	-	-	-	-	-	-
Issue of equity shares during the period	-	-	-	-	-	-	93.00	-	-	-	-	-	-	-	93.00
Appropriations	-	-	-	-	-	-	-	-	(159.50)	159.50	-	-	-	-	-
Transfer to/from retained earnings	-	-	-	-	-	-	-	-	-	-	-	-	-	-	-
Balance as at 31 March 2022	-	335.82	34.54	875.04	136.69	0.85	1,060.69	231.92	87.58	513.08	(4,520.47)	(2.76)	(463.88)	53.36	(1,657.54)
Total comprehensive income for the period	-	-	-	-	-	-	-	-	-	-	(287.58)	(0.50)	(31.26)	-	(319.34)
Application money received during the year	400.00	-	-	-	-	-	-	-	-	-	-	-	-	-	400.00
Issue of equity shares during the period	-	-	-	-	-	-	7.06	-	-	-	-	-	-	-	7.06
Appropriations	-	-	-	-	-	-	-	-	-	-	-	-	-	-	-
Transfer to/from retained earnings	-	-	-	-	-	-	-	-	-	-	-	-	-	-	-
Balance as at 31 March 2023	400.00	335.82	34.54	875.04	136.69	0.85	1,067.75	231.92	87.58	513.08	(4,808.06)	(3.28)	(495.14)	53.36	(1,569.83)

The accompanying notes are an integral part of these financial statements

As per our report of even date attached

For **M.K. AGGARWAL & CO**
Chartered Accountants
ICAI Firm registration No.: 01411N

CA ATUL AGGARWAL
Partner
Membership No.: 099374

Place: New Delhi
Dated: 25 May 2023

For and on behalf of the Board of Directors of **IFCI Limited**

MANOJ MITTAL
Managing Director &
Chief Executive Officer
DIN 014400076

PRASOON
Chief General Manager &
Chief Financial Officer

PROF. ARVIND SAHAY
Director
DIN 03218334

PRIYANKA SHARMA
Company Secretary

(All amounts are in Rupees crores unless otherwise stated)

ACCOUNTING POLICIES AND NOTES TO THE FINANCIAL STATEMENTS FOR THE YEAR ENDED MARCH 31, 2023

1 BACKGROUND

IFCI Limited ('the Company'), incorporated in Delhi, India is a Non-Banking Finance Company in the public sector. Established in 1948 as a statutory corporation, IFCI is currently a company listed on BSE and NSE. The Company provide financial support for the diversified growth of Industries across the spectrum. The financing activities cover various kinds of projects such as airports, roads, telecom, power, real estate, manufacturing, services sector and such other allied industries.

2 SIGNIFICANT ACCOUNTING POLICIES

Basis of Preparation of Financial Statements

The financial statements for the year ended March 31, 2023 have been prepared by the Company in accordance with Indian Accounting Standards ("Ind AS") notified by the Ministry of Corporate Affairs, Government of India under the Companies (Indian Accounting Standards) Rules, 2015 as amended from time to time, in this regard.

For periods up to and including the year ended March 31, 2018, the Company presented its financial statements on accrual basis under historical cost convention, and conform in all material aspects to the Generally Accepted Accounting Principles in India ('Indian GAAP' or 'previous GAAP') which encompasses applicable accounting standards relevant provisions of the Companies Act, 2013, the applicable guidelines issued by the Reserve Bank of India (RBI) for Non-Banking Financial Companies, other statutory provisions and regulatory framework.

The accounting policies set out below have been applied consistently to the periods presented in these financial statements.

The financial statements were authorised for issue by the Company's Board of Directors on 25 May, 2023.

3 Functional and Presentation currency

These financial statements are presented in Indian Rupees (Rs), which is the Company's functional and presentation currency. All amounts have been denominated in crores and rounded off to the nearest two decimal, except when otherwise indicated.

4 Basis of measurement

The financial statements have been prepared on a historical cost basis, except for the following material items:

- Financial assets at FVTOCI that is measured at fair value
- Financial instruments at FVTPL that is measured at fair value
- Net defined benefit (asset)/ liability - fair value of plan assets less present value of defined benefit obligation

5 Use of judgements and estimates

In preparing these financial statements, management has made judgements, estimates and assumptions that affect the application of accounting policies and the reported amounts of assets and liabilities (including contingent liabilities and assets) as on the date of the financial statements and the reported income and expenses for the reporting period. Management believes that the estimates used in the preparation of the financial statements are prudent and reasonable. Actual results may differ from these estimates.

Estimates and underlying assumptions are reviewed on an ongoing basis. Revisions to accounting estimates are recognised prospectively.

6 Significant accounting policies

The Company has consistently applies the following accounting policies to all periods presented in these financial statements.

a. Revenue recognition

- i. Interest income from financial assets is recognised on an accrual basis using Effective Interest Rate ('EIR') method. The EIR is the rate that exactly discounts the estimated future cash receipts through the expected life of the financial instrument or a shorter period, where appropriate to the net carrying amount of the financial asset. The EIR is computed basis the expected cash flows by considering all the contractual terms of the financial instrument. The calculation includes all fees, transaction costs, and all other premiums or discounts paid or received between parties to the contract that are an integral part of the effective interest rate.

The interest revenue continues to be recognised at the original EIR applied on the gross carrying amount for financial assets (when the asset is not credit impaired). The Company has changed its accounting policy whereby income on stage 3 assets (except on assets which are standard under IRAC norms) shall not be recognized in books of accounts with effect from 01st April 2021.

For financial assets that were credit impaired on initial recognition, interest income is calculated by applying the credit-adjusted effective interest rate to the amortised cost of the financial asset.

- ii. Penal interest and other overdue charges which are not included in effective interest rate is recognised on realisation, due to uncertainty of realisation and is accounted for accordingly.
- iii. Amount received from borrowers against loans and advances are appropriated due date-wise towards other debits, interest overdue and principal overdue, in that order, across the due dates, except in the case of one time or negotiated settlements, where the appropriation is done as per the terms of the settlement.
- iv. Premium on pre-payment of loans/ reduction in interest rates is recognised as income on receipt basis.
- v. Dividends declared by the respective Companies till the close of the accounting period are accounted for as income when the right to receive the dividend is established.
- vi. LC Commission is recognised over time as the services are rendered as per the terms of the contract.
- vii. The dividend unclaimed on account of shares sold and outstanding in the books are recognised as income after the end of three years, the limitation period.

b. Financial instruments

I. Initial recognition and measurement

Financial assets and financial liabilities are recognised when the Company becomes a party to the contractual provisions of the instruments.

Financial assets and financial liabilities are initially measured at fair value. Transaction costs that are directly attributable to the acquisition or issue of financial assets and financial liabilities (other than financial assets and financial liabilities at fair value through profit or loss) are added to or deducted from the fair value of the financial assets or financial liabilities, as appropriate, on initial recognition. However, trade receivables that do not contain a significant financing component are measured at transaction price.

(All amounts are in Rupees crores unless otherwise stated)

II. Classifications and subsequent measurement

Financial assets

On initial recognition, a financial asset is classified as subsequently measured at either amortised cost or fair value through other comprehensive income ('FVTOCI') or FVTPL, depending on the contractual cash flow characteristics of the financial assets and the Company's business model for managing the financial assets.

Business Model Assessment

The Company makes an objective assessment of the business model in which an asset is held at a portfolio level, because this best reflects the way the business is managed and information is provided to management. The information considered includes:

- The stated policies and objectives for the portfolio and the operation of those policies in practice. In particular, whether management's strategy focuses on earning contractual interest revenue, maintaining a particular interest rate profile, matching the duration of the financial assets to the duration of the liabilities that are funding those assets or realising cash flows through the sale of the assets;
- The frequency, volume and timing of sales in prior periods, the reasons for such sales and its expectations about future sales activity. However, information about sales activity is not considered in isolation, but as part of an overall assessment of how the Company's stated objective for managing the financial assets is achieved and how cash flows are realized;

The risks that affect the performance of the business model (and the financial assets held within that business model) and how those risks are managed.

Financial assets are not reclassified subsequent to their initial recognition, except if and in the period the Company changes its business model for managing financial assets.

Financial assets at Amortised Cost

A financial asset is measured at amortised cost only if both of the following conditions are met:

- It is held within a business model whose objective is to hold assets in order to collect contractual cash flows.
- The contractual terms of the financial asset represent contractual cash flows that are solely payments of principal and interest.

Subsequently, these are measured at amortised cost using the effective interest rate (EIR) method less any impairment losses.

Financial assets at Fair Value through Other Comprehensive Income ('FVTOCI')

A financial asset is measured at FVTOCI only if both of the following conditions are met:

- It is held within a business model whose objective is achieved by both collecting contractual cash flows and selling financial assets.
- The contractual terms of the financial asset represent contractual cash flows that are solely payments of principal and interest.

Subsequently, these are measured at fair value and changes therein, are recognised in other comprehensive income. Impairment losses on said financial assets are recognised in other comprehensive income and do not reduce the carrying amount of the financial asset in the balance sheet

Financial assets at Fair Value through Profit and Loss (FVTPL)

Any financial instrument, which does not meet the criteria for categorisation as at amortised cost or as FVOCI, is classified as at FVTPL.

Subsequently, these are measured at fair value and changes therein, are recognised in profit and loss account.

Investment in equity instruments

All equity investments in scope of Ind AS 109 (i.e. other than equity investments in subsidiaries / associates / joint ventures) are measured at FVTPL.

Subsequently, these are measured at fair value and changes therein, are recognised in profit and loss account. However on initial recognition of an equity instrument that is not held for trading, the Company may irrevocably elect to present subsequent changes in fair value in OCI. This election is made on an investment by investment basis.

Derivative instruments

All derivative instruments are measured as FVTPL.

Financial liabilities and equity instruments

Debt and equity instruments issued by the Company are classified as either financial liabilities or as equity in accordance with the substance of the contractual arrangements and the definitions of a financial liability and an equity instrument.

Financial liabilities are classified, at initial recognition, as financial liabilities at fair value through profit or loss or amortised cost, as appropriate and is accordingly accounted for.

An equity instrument is any contract that evidences a residual interest in the assets of an entity after deducting all of its liabilities. Equity instruments issued by the Company is recognised at the proceeds received, net of directly attributable transaction costs.

III. Measurement Basis

Amortised cost

Amortised cost is the amount at which the financial asset or financial liability is measured at initial recognition minus the principal repayments, plus or minus the cumulative amortisation using the EIR method of discount or premium on acquisition and fees or costs that are an integral part of the EIR and, for financial assets, adjusted for any loss allowance.

Fair Valuation

Fair value is the price that would be received to sell an asset or paid to transfer a liability in an orderly transaction between market participants at the measurement date in the principal or, in its absence, the most advantageous market to which the Company has access at that date. The fair value of a liability reflects its non-performance risk.

When one is available, the Company measures the fair value of an instrument using the quoted price in an active market for that instrument. A market is regarded as active if transactions for the asset or liability take place with sufficient frequency and volume to provide pricing information on an ongoing basis.

If there is no quoted price in an active market, then the Company uses valuation techniques that maximise the use of relevant observable inputs and minimise the use of unobservable inputs. The valuation technique incorporates all of the factors that market participants would take into account in pricing a transaction.

(All amounts are in Rupees crores unless otherwise stated)

IV. De-recognition/Modification of financial assets and financial liabilities

Derecognition of financial assets and financial liabilities

Financial assets

A financial asset (or, where applicable, a part of a financial asset or part of a group of similar financial assets) is primarily de-recognised (i.e. removed from the Company's balance sheet) when:

- The rights to receive cash flows from the asset have expired, or fully recovered or
- The Company has transferred its rights to receive cash flows from the asset or has assumed an obligation to pay the received cash flows in full without material delay to a third party under a 'pass-through' arrangement; and either (a) the Company has transferred substantially all the risks and rewards of the asset, or (b) the Company has neither transferred nor retained substantially all the risks and rewards of the asset, but has transferred control of the asset.

When the Company has transferred its rights to receive cash flows from an asset or has entered into a pass-through arrangement, it evaluates if and to what extent it has retained the risks and rewards of ownership. When it has neither transferred nor retained substantially all of the risks and rewards of the asset, nor transferred control of the asset, the Company continues to recognize the transferred asset to the extent of the Company's continuing involvement. The Company also recognise a liability for the consideration received attributable to the Company's continuing involvement on the asset transferred. The transferred asset and the associated liability are measured on a basis that reflects the rights and obligations that the Company has retained.

On de-recognition of a financial asset, the difference between the carrying amount of the asset (or the carrying amount allocated to the portion of the asset de-recognised) and the sum of (i) the consideration received (including any new asset obtained less any new liability assumed) and (ii) any cumulative gain or loss that had been recognised in OCI is recognised in profit or loss.

Financial liabilities

The Company de-recognises a financial liability when its contractual obligations are discharged or cancelled, or expired.

VI. Offsetting of financial instruments

Financial assets and financial liabilities are offset and the net amount is reported in the balance sheet when the Company has a legally enforceable right to offset the recognised amounts and there is an intention to settle on a net basis, or realize the asset and settle the liability simultaneously.

VII. Impairment of Financial Assets

The Company recognises impairment allowances for ECL on all the financial assets that are not measured at FVTPL:

- financial assets that are debt instruments
- lease receivables
- financial guarantee contracts issued
- loan commitment issued

No impairment loss is recognised on equity investments

ECL are probability weighted estimate of credit losses. They are measured as follows:

- financial assets that are not credit impaired – as the present value of all cash shortfalls that are possible within 12 months after the reporting date.
- financial assets with significant increase in credit risk but not credit impaired – as the present value of all cash shortfalls that result from all possible default events over the expected life of the financial asset.
- financial assets that are credit impaired – as the difference between the gross carrying amount and the present value of estimated cash flows
- undrawn loan commitments – as the present value of the difference between the contractual cash flows that are due to the Company if the commitment is drawn down and the cash flows that the Company expects to receive

With respect to trade receivables and other financial assets, the Company measures the loss allowance at an amount equal to lifetime expected credit losses.

Loss allowances for financial assets measured at amortised cost are deducted from the gross carrying amount of the assets. For financial assets at FVTOCI, the loss allowance is recognised in OCI.

Write-off

Financial assets are written off (either partially or in full) when there is no reasonable expectation of recovering a financial asset in its entirety or a portion thereof. This is generally the case when the Company determines that the borrower does not have assets or sources of income that could generate sufficient cash flows to repay the amounts subject to the write-off. This assessment is carried out at the individual asset level and is charged to statement of profit or loss.

However, financial assets that are written off could still be subject to enforcement activities under the Company's recovery procedures, taking into account legal advice where appropriate. Any recoveries made are recognised in profit or loss as an adjustment to impairment on financial assets.

c. Investment in subsidiaries, associates and joint ventures

The Company accounts for its investments in subsidiaries, associates and joint ventures at cost less accumulated impairment, if any.

d. Leases

Leases are classified as finance leases whenever the terms of the lease transfer substantially all the risks and rewards of ownership to the lessee. All other leases are classified as operating leases.

I. The Company as lessor

Amounts due from lessees under finance leases are recognised as receivables at the amount of the Company's net investment in the leases. Finance lease income is allocated to accounting periods so as to reflect a constant periodic rate of return on the Company's net investment outstanding in respect of the leases.

(All amounts are in Rupees crores unless otherwise stated)

Rental income from operating leases is generally recognised on a straight-line basis over the term of the relevant lease. Where the rentals are structured solely to increase in line with expected general inflation to compensate for the Company's expected inflationary cost increases, such increases are recognised in the year in which such benefits accrue.

II. The Company as lessee

Rental expense from operating leases is generally recognised on a straight-line basis over the term of the relevant lease. Where the rentals are structured solely to increase in line with expected general inflation to compensate for the lessor's expected inflationary cost increases, such increases are recognised in the year in which such cost incurred. Contingent rentals arising under operating leases are recognised as an expense in the period in which they are incurred.

e. Employee benefits

i. Short term employee benefits

Short term employee benefits are expensed as the related service is provided. A liability is recognised for the amount expected to be paid if the Company has a present legal or constructive obligation to pay this amount as a result of past service provided by the employee and the obligation can be estimated reliably.

ii. Post employment benefits

a. Defined contribution plans

Pension

Prior to 1 April 2008, the employees were governed by the provisions of the pension scheme in operation at the time of their retirement and are accordingly entitled to DA relief and family pension as and when due. The contribution made on account of same is charged to revenue as and when due. The Company switched to defined contribution scheme in August 2008 for employees existing on 1 April 2008 and opting for the same. The administration of Pension Fund in respect of the employees has been entrusted by Trustees to Life Insurance Corporation of India (LIC) by entering into a Group Superannuation Cash Accumulation Scheme.

b. Defined benefit plans

Provident Fund

The Company pays fixed contribution to Provident Fund at predetermined rates and invests the funds in permitted securities. The contributions to the fund for the year are recognized as expense and are charged to the profit or loss. The obligation of the Company is to make such fixed contributions and to ensure a minimum rate of return to the members as specified by the Government of India (GoI).

Gratuity

The Company has a defined benefit employee scheme in the form of Gratuity. The Trustees of the scheme have entrusted the administration of related fund to LIC. Expense for the year is determined on the basis of actuarial valuation of the Company's year-end obligation in this regard and the value of year end assets of the scheme. Contribution is deposited with LIC based on intimation received by the Company.

Medical facility

The Company has a post-retirement medical benefit scheme for employees and their dependants subject to certain limits for hospitalization and normal medical treatment.

The Company's net obligation in respect of defined benefit plans is calculated separately for each plan by estimating the amount of future benefit that employees have earned in return for their service in the current costs and the fair value of any plan assets, if any is deducted.

iii. Other long term employee benefits

Benefits under the Company's leave encashment and leave fare concession constitute other long term employee benefits. The Company's net obligation in respect of leave encashment is the amount of future benefit that employees have present value, and the fair value of any related assets is deducted. The calculation is performed using the projected unit credit method. Any actuarial gains or losses are recognized in profit or loss in the period in which they arise. Provision for Leave fare concession is being made on actuarial valuation basis.

f) Income Taxes

I. Current tax

Current tax is measured at the amount expected to be paid in respect of taxable income for the year in accordance with the Income Tax Act, 1961. Current tax comprises the tax payable on the taxable income or loss for the year and any adjustment to the tax payable in respect of previous years. It is measured using tax rates enacted or substantively enacted at the reporting date. Minimum alternative tax ("MAT") under the provisions of the Income Tax Act, 1961 is recognised as current tax in the statement of profit and loss.

Current tax assets and liabilities are offset only if, the Company:

- a) has a legally enforceable right to set off the recognised amounts; and
- b) intends either to settle on a net basis, or to realize the asset and settle the liability simultaneously.

II. Deferred tax

Deferred tax is recognised in respect of temporary differences between the carrying amounts of assets and liabilities for financial reporting purposes and the amounts used for taxation purposes. Deferred tax assets are reviewed at each reporting date and based on management's judgement, are reduced to the extent that it is no longer probable that the related tax benefit will be realised; such reductions are reversed when the probability of future taxable profits improves.

Unrecognized deferred tax assets are reassessed at each reporting date and recognised to the extent that it has become probable that future taxable profits will be available against which they can be used. Deferred tax is measured at the tax rates that are expected to be applied to temporary differences when they reverse, using tax rates enacted or substantively enacted at the reporting date.

The measurement of deferred tax reflects the tax consequences that would follow from the manner in which the Company expects, at the reporting date, to recover or settle the carrying amount of its assets and liabilities.

Deferred tax assets and liabilities are offset only if the Company:

- a) has a legally enforceable right to set off current tax assets against current tax liabilities; and
- b) the deferred tax assets and the deferred tax liabilities relate to income taxes levied by the same taxation authority.

(All amounts are in Rupees crores unless otherwise stated)

The credit available under the Act in respect of MAT paid is recognised as an asset only when and to the extent there is convincing evidence that the Company will pay normal income tax during the period for which the MAT credit can be carried forward for set-off against the normal tax liability. MAT credit recognised as an asset is reviewed at each balance sheet date and written down to the extent the aforesaid convincing evidence no longer exists.

g) Property, plant and equipment and Investment property

Recognition and measurement

Property, plant and equipment held for use or for administrative purposes, are stated in the balance sheet at cost less accumulated depreciation and accumulated impairment losses. The cost includes non-refundable taxes, duties, freight and other incidental expenses related to the acquisition and installation of the respective assets. Assets having individual value of less than ₹ 5,000/- are charged to statement of Profit and Loss in the year of purchase.

Investment Property consists of building let out to earn rentals. The Company follows cost model for measurement of investment property.

Depreciation

Depreciation is provided using the straight line method over the useful life as prescribed under Schedule II to the Companies Act, 2013. Depreciation is calculated on pro-rata basis, including the month of addition and excluding the month of sale/disposal. Leasehold improvements are amortised over the underlying lease term on a straight line basis. Residual value in respect of Buildings and Vehicles is considered as 5% of the cost and in case of other assets 'Nil'.

The estimated useful lives, residual values and depreciation method are reviewed at the end of each reporting period, with the effect of any changes in estimate accounted for on a prospective basis.

De-recognition

An item of property, plant and equipment or investment property is de-recognized upon disposal or when no future economic benefits are expected to arise from the continued use of the asset. Any gain or loss arising on the disposal or retirement of an item of property, plant and equipment or investment property is determined as the difference between the sales proceeds and the carrying amount of the asset and is recognised in profit or loss.

h) Intangible assets

Recognition and measurement

Intangible assets are recognized at cost of acquisition which includes all expenditure that can be directly attributed or allocated on a reasonable and consistent basis, to create, produce or making the asset ready for its intended use.

Amortisation

Amortisation is recognised on a straight-line basis over their estimated useful lives. The estimated useful life and amortisation method are reviewed at the end of each reporting period, with the effect of any changes in estimate being accounted for on a prospective basis. The intangible assets shown in the Balance Sheet include computer software having perpetual license and are amortized on Straight Line Method over the period of six years from the date of capitalization.

De-recognition

An intangible asset is de-recognized on disposal, or when no future economic benefits are expected from use or disposal. Gains or losses arising from de-recognition of an intangible asset, measured as the difference between the net disposal proceeds and the carrying amount of the asset, is recognised in profit or loss when the asset is de-recognized.

i) Impairment of non-financial assets

At each reporting date, the Company reviews the carrying amount of its non financial assets (other than assets held for sale and deferred tax assets) to determine whether there is any indication of impairment. If any such indication exists, then the asset's recoverable amount is estimated.

For impairment testing, assets are grouped together into the smallest group of assets that generates cash inflows from continuing use that is largely independent of the cash inflows of other assets or CGUs.

The 'recoverable amount' of an asset or CGU is the greater of its value in use and its fair value less costs to sell. 'Value in use' is based on the estimated future cash flows, discounted to their present value using a pre-tax discount rate that reflects current market assessments of the time value of money and the risks specific to the asset or CGU.

Impairment losses are recognised in profit and loss. An impairment loss is reversed only to the extent that the asset's carrying amount does not exceed the carrying amount that would have been determined, net of depreciation or amortisation, if no impairment loss had been recognised.

j) Foreign currency transactions

The expenses and income in foreign exchange transactions are accounted for at the rates prevailing on the date of transactions/ at the forward rate, if booked, for such transaction. Assets and liabilities held in foreign currencies and accrued income and expenditure in foreign currencies are translated into Indian Rupees at the rates advised by Foreign Exchange Dealers Association of India (FEDAI) prevailing towards the close of the accounting period. Gains/ losses, if any, on valuation of various assets and liabilities are taken to Statement of Profit & Loss

k) Provisions and contingencies related to claims, litigation, etc.

Provisions are recognised when the Company has a legal and constructive obligation as a result of a past event, for which it is probable that cash outflow will be required and a reliable estimate can be made of the amount of the obligation. Provisions are measured at the present value of management's best estimate of the expenditure required to settle the present obligation at the end of the reporting period. The discount rate used to determine the present value is a pre-tax rate that reflects current market assessments of the time value of money and the risks specific to the liability.

l) Contingent liabilities and contingent assets

A contingent liability exists when there is a possible but not probable obligation, or a present obligation that may, but probably will not, require an outflow of resources, or a present obligation whose amount cannot be estimated reliably. Contingent liabilities do not warrant provisions, but are disclosed unless the possibility of outflow of resources is remote.

Contingent assets are disclosed in the financial statements where an inflow of economic benefits is probable.

(All amounts are in Rupees crores unless otherwise stated)

m) Cash and cash equivalent

Cash and cash equivalents include balance with banks in current accounts and term deposits, cash & cheques in hand and money lent on collateralized lending & borrowing obligations transactions.

n) Segment reporting

Operating segments are reported in a manner consistent with the internal reporting provided to the Chief Operating Decision Maker (CODM) of the company. The CODM is responsible for allocating resources and assessing performance of the operating segments of the Company.

o) Assets held for sale

Assets are classified as held for sale if it is highly probable that they will be recovered primarily through sale rather than through continuing use. Such assets measured at the lower of their carrying amount and fair value less cost to sell with gains and losses on remeasurement recognised in profit or loss.

Once classified as held for sale, assets are no longer amortised, depreciated or impaired.

(All amounts are in Rupees crores unless otherwise stated)

	As at March 31, 2023	As at March 31, 2022
3 CASH AND CASH EQUIVALENTS		
Cash in hand (including postage stamps) *	-	-
Balances with Banks		
- Bank balance	7.27	22.46
- Bank Deposits	67.28	89.97
Collateralised borrowings lending operations (CBLO)	35.83	-
Cheques on hand & under collection and remittances in transit	-	-
Total	110.38	112.43

* Cash in hand balance is ₹ 100 (Hundred rupees) as on respective reporting date

4 BANK BALANCE OTHER THAN CASH AND CASH EQUIVALENTS		
Bank Deposits against fund placed with company under Credit Guarantee Enhancement Scheme		
- Bank balance	0.02	0.19
- Bank deposits ^	321.48	305.27
Balances with banks under PLI scheme	843.73	50.57
Balances with banks for debt servicing	458.71	35.86
Unclaimed dividend account	2.26	5.92
Balances with banks held as margin money against guarantees *	44.90	49.59
Bank deposits under directions of court and tribunal etc. #	220.79	200.97
Total	1,891.89	648.37
^ 'Includes balances for more than 12 months		
* 'Includes balances for more than 12 months	-	-
# 'Includes balances for more than 12 months	-	-

5 DERIVATIVE FINANCIAL INSTRUMENTS:

	As at 31 March 2023		As at 31 March 2022	
	Notional amounts	Fair Value- Assets/ Liabilities	Notional amounts	Fair Value- Assets/ Liabilities
Part I				
Currency derivatives:				
- Spot and forwards	364.20	14.83	370.57	2.02
Total Derivative Financial Instruments - Part I	364.20	14.83	370.57	2.02
Part II				
Included in above (Part I) are derivatives held for hedging and risk management purposes as follows:				
Undesignated derivatives	364.20	14.83	370.57	2.02
Total derivative financial instruments - Part II	364.20	14.83	370.57	2.02

The derivatives have been used by the Company for hedging the interest rate and principle risk for loans taken in foreign currency
Refer Note No.53 for management of risk arising from derivatives

6 RECEIVABLES:

	As at March 31, 2023	As at March 31, 2022
(A) Secured		
- considered good	-	-
- considered doubtful	-	-
(B) Unsecured		
- considered good	40.19	31.85
- considered doubtful	-	-
	40.19	31.85
Less: Provision for impairment	(1.87)	(1.33)
Total	38.32	30.52

(All amounts are in Rupees crores unless otherwise stated)

Trade receivables ageing

As at 31 March 2023	Outstanding for following periods from due date of payment					Total
	Less than 6 months	6 months- 1 year	1-2 Years	2-3 years	More than 3 years	
(i) Undisputed Trade receivables — considered good	30.81	-	-	-	-	30.81
(ii) Undisputed Trade Receivables — which have significant increase in credit risk	-	4.27	2.53	1.08	-	7.88
(iii) Undisputed Trade Receivables — credit impaired	-	-	-	-	1.50	1.50
(iv) Disputed Trade Receivables— considered good	-	-	-	-	-	-
(v) Disputed Trade Receivables — which have significant increase in credit risk	-	-	-	-	-	-
(vi) Disputed Trade Receivables — credit impaired	-	-	-	-	-	-
	<u>30.81</u>	<u>4.27</u>	<u>2.53</u>	<u>1.08</u>	<u>1.50</u>	<u>40.19</u>
Less: Provision for impairment	-	0.20	0.12	0.05	1.50	1.87
Total						<u>38.32</u>

As at 31 March 2022	Outstanding for following periods from due date of payment					Total
	Less than 6 months	6 months- 1 year	1-2 Years	2-3 years	More than 3 years	
(i) Undisputed Trade receivables — considered good	24.91	-	-	-	-	24.91
(ii) Undisputed Trade Receivables — which have significant increase in credit risk	-	3.01	1.66	1.19	-	5.86
(iii) Undisputed Trade Receivables — credit impaired	-	-	-	-	1.08	1.08
(iv) Disputed Trade Receivables— considered good	-	-	-	-	-	-
(v) Disputed Trade Receivables — which have significant increase in credit risk	-	-	-	-	-	-
(vi) Disputed Trade Receivables — credit impaired	-	-	-	-	-	-
	<u>24.91</u>	<u>3.01</u>	<u>1.66</u>	<u>1.19</u>	<u>1.08</u>	<u>31.85</u>
Less: Provision for impairment	-	0.13	0.07	0.05	1.08	1.33
Total						<u>30.52</u>

For terms and conditions of trade receivables owing from related parties and transactions with related parties, see Note 47.

The Company's exposure to credit and currency risks, and loss allowances related to trade receivables are disclosed in Note 53.

7 LOANS

	As at March 31, 2023	As at March 31, 2022
(A) At Amortised cost		
(i) Term loans	5,565.23	6,527.79
(ii) Leasing	0.04	0.04
(iii) Debentures	876.32	812.07
Total (A) - Gross	<u>6,441.59</u>	<u>7,339.90</u>
Less: Impairment loss allowance	4,642.40	4,957.31
Total (A) - Net	<u>1,799.19</u>	<u>2,382.59</u>
(B) Security Details		
(i) Secured by tangible assets and intangible assets	4,006.14	5,175.88
(ii) Covered by bank/government guarantees	57.91	54.37
(iii) Unsecured	2,377.54	2,109.65
Total (B) - Gross	<u>6,441.59</u>	<u>7,339.90</u>
Less: Impairment loss allowance	4,642.40	4,957.31
Total (B) - Net	<u>1,799.19</u>	<u>2,382.59</u>
(C) Loans in India		
(i) Public sector	2.11	54.11
(ii) Others	6,439.48	7,285.79
Total (C) - Gross	<u>6,441.59</u>	<u>7,339.90</u>
Less: Impairment loss allowance	4,642.40	4,957.31
Total (C) - Net	<u>1,799.19</u>	<u>2,382.59</u>
(D) Loans outside India	-	-
Total (D) - Gross	-	-
Less: Impairment loss allowance	-	-
Total (D) - Net	-	-

The Company's exposure to credit and currency risks, and loss allowances related to loans are disclosed in Note 53

(All amounts are in Rupees crores unless otherwise stated)

8 INVESTMENTS

	Amortised cost	At Fair Value			Others	Total
		Through other comprehensive Income	Through profit or loss	Designated at fair value through profit or loss		
		(1)	(2)	(3)		
As at 31 March, 2023						
(A)						
(i) Mutual funds	-	-	147.61	-	-	147.61
(ii) Government securities	-	0.70	-	-	-	0.70
(iii) Treasury Bill	-	-	-	-	-	-
(iv) Debt securities	-	19.98	-	-	-	19.98
(v) Equity instruments	-	26.72	591.70	-	-	618.42
(vi) Others	-	-	-	-	-	-
Venture capital	-	-	109.71	-	-	109.71
Security receipts	-	-	118.60	-	-	118.60
Commercial Paper	-	-	-	-	-	-
Corporate Deposit	-	-	-	-	-	-
Preference shares	-	-	3.95	-	-	3.95
Total – Gross (A)	-	47.40	971.57	-	-	1,018.97
(B)						
(i) Investments in India	-	47.40	971.57	-	-	1,018.97
(ii) Investments outside India	-	-	-	-	-	-
Total – Gross (B)	-	47.40	971.57	-	-	1,018.97
(C) Less: Allowance for Impairment loss	-	-	-	-	-	-
(D) Total – Net (A-C)	-	47.40	971.57	-	-	1,018.97
As at 31 March, 2022						
(A)						
(i) Mutual funds	-	-	90.96	-	-	90.96
(ii) Government securities	-	0.72	-	-	-	0.72
(iii) Treasury Bill	-	533.09	-	-	-	533.09
(iv) Debt securities	-	93.29	-	-	-	93.29
(v) Equity instruments	-	54.75	600.92	-	-	655.67
(vi) Others	-	-	-	-	-	-
Venture capital	-	-	114.48	-	-	114.48
Security receipts	-	-	190.53	-	-	190.53
Preference shares	-	-	4.86	-	-	4.86
Total – Gross (A)	-	681.85	1,001.75	-	-	1,683.60
(B)						
(i) Investments in India	-	681.85	1,001.75	-	-	1,683.60
(ii) Investments outside India	-	-	-	-	-	-
Total – Gross (B)	-	681.85	1,001.75	-	-	1,683.60
(C) Less: Allowance for Impairment loss	-	-	-	-	-	-
(D) Total – Net (A-C)	-	681.85	1,001.75	-	-	1,683.60

The Company's exposure to credit and currency risks, and loss allowances related to loans are disclosed in Note 53

(All amounts are in Rupees crores unless otherwise stated)

9 OTHER FINANCIAL ASSETS

	As at March 31, 2023	As at March 31, 2022
Interest on Investments	0.51	2.44
Accrued income	2.01	14.31
Loans to employees	24.79	26.41
Other deposits	54.97	57.57
Other doubtful deposits	12.12	12.12
Other recoverables	9.84	7.49
	<u>104.24</u>	<u>120.34</u>
Less: Allowance for impairment loss	70.37	70.41
Total	<u><u>33.87</u></u>	<u><u>49.93</u></u>

The Company's exposure to credit and currency risks, and loss allowances related to loans are disclosed in Note 53

10 INVESTMENT IN SUBSIDIARIES

	As at March 31, 2023	As at March 31, 2022
Investment in subsidiaries	1,381.72	1,381.72
Less: Allowance for impairment loss	124.02	121.63
Total	<u><u>1257.70</u></u>	<u><u>1260.09</u></u>

11 INVESTMENT ACCOUNTED USING EQUITY METHOD

	As at March 31, 2023	As at March 31, 2022
Investment in associates	-	-
Total	<u><u>-</u></u>	<u><u>-</u></u>

12 DEFERRED TAX ASSETS AND LIABILITIES

Particulars	As at 01 April 2022	Recognised in equity	Recognised in profit or loss during the year	Recognised in OCI during the year	As at 31 March 2023
Deferred tax assets:					
Loans	1,743.55	-	(109.58)	-	1,633.97
Others	377.71	-	-	-	377.71
Minimum alternate tax credit entitlement	-	-	-	-	-
	<u>2,121.27</u>	<u>-</u>	<u>-109.58</u>	<u>-</u>	<u>2,011.68</u>
Deferred tax liabilities:					
Property, plant and equipment	241.43	-	(17.85)	-	223.58
Investments	77.43	-	14.09	11.62	103.14
Investments in subsidiaries	(100.05)	-	(0.83)	-	(100.88)
DTL on Special Reserve u/s 36(i)(viii)	46.72	-	-	-	46.72
Borrowings	2.98	-	(2.98)	-	(0.00)
	<u>268.51</u>	<u>-</u>	<u>-7.57</u>	<u>11.62</u>	<u>272.56</u>
Net deferred tax assets	<u>1,852.76</u>	<u>-</u>	<u>-102.01</u>	<u>(11.62)</u>	<u>1,739.12</u>

13 INVESTMENT PROPERTY

	Gross Block			Depreciation				Net Block		
	As at 1 April 2022	Additions/ Adjustments	Disposals/ Adjustment	As at 31 March 2023	As at 1 April 2022	For the year	Disposals/ Adjustment	As at 31 March 2023	As at 31 March 2023	As at 31 March 2022
Owned Assets										
Freehold Land	11.82	11.34	-	23.16	-	-	-	-	23.16	11.82
Buildings	322.00	6.31	-	328.31	86.66	1.72	(5.03)	93.41	234.90	235.34
Assets under finance lease										
Leasehold land	24.25	1.01	-	25.26	-	-	-	-	25.26	24.25
Total	<u>358.07</u>	<u>18.66</u>	<u>-</u>	<u>376.73</u>	<u>86.66</u>	<u>1.72</u>	<u>(5.03)</u>	<u>93.41</u>	<u>283.32</u>	<u>271.41</u>

(All amounts are in Rupees crores unless otherwise stated)

	Gross Block			Depreciation			Net Block			
	As at 1 April 2021	Additions/ Adjustments	Disposals/ Adjustment	As at 31 March 2022	As at 1 April 2021	For the year	Disposals/ Adjustment	As at 31 March 2022	As at 31 March 2022	As at 31 March 2021
Owned Assets										
Freehold Land	9.84	1.98	-	11.82	-	-	-	-	11.82	9.84
Buildings	192.75	129.25	-	322.00	17.10	2.73	(66.83)	86.66	235.34	175.65
Assets under finance lease										
Leasehold land	0.02	24.23	-	24.25	-	-	-	-	24.25	0.02
Total	202.61	155.46	-	358.07	17.10	2.73	(66.83)	86.66	271.41	185.51

For details regarding rental income earned from investment property, refer statement of profit and loss

Fair value of investment property as on 31/03/2023 is ₹ 554.37 crore (PY - 31/03/2022 : ₹ 499.81 crore)

Measurement of fair values

i. Fair value hierarchy

The fair value of investment property has been determined by external, independent property valuers, having appropriate recognised professional qualifications and recent experience in the location and category of the property being valued. However, the valuation has been determined by the IFCI Limited internally during the reported period ended March 31, 2023.

The fair value measurement for all of the investment property has been categorised as a Level 3 fair value based on the inputs to the valuation technique used.

ii. Valuation technique

The Company follows direct sale comparison technique. The valuation model considers the value of the subject property by comparing recent sales / listing of similar interest in the properties located in the surrounding area. By analysing sales which qualify as 'arms-length' transactions, between willing buyers and sellers, adjustments would be made for size, location, time, amenities and other relevant factors when comparing such sales price against the subject property. This approach is commonly used to value standard properties when realisable sales evidence is available.

14 PROPERTY, PLANT AND EQUIPMENT

	Gross Block			Depreciation			Net Block			
	As at 1 April 2022	Additions/ Adjustments	Disposals/ Adjustments	As at 31 March 2023	As at 1 April 2022	For the year	Disposals/ Adjustments	As at 31 March 2023	As at 31 March 2023	As at 31 March 2022
Owned Assets										
Freehold Land	97.15	-	11.34	85.81	-	-	-	-	85.81	97.15
Buildings	315.71	19.26	6.31	328.67	(13.77)	15.25	5.03	(3.55)	332.22	329.48
Leasehold Improvement	0.04	-	-	0.04	0.04	-	-	0.04	-	-
Plant & Machinery	8.18	-	-	8.18	2.03	0.59	-	2.62	5.55	6.15
Furniture & Fixtures	5.89	0.00	0.00	5.88	5.49	0.17	0.00	5.66	0.23	0.39
Vehicles	0.36	-	0.09	0.27	0.01	0.04	0.08	(0.03)	0.30	0.35
Office Equipments	2.57	0.27	1.50	1.34	1.82	0.28	1.49	0.61	0.73	0.75
Electrical Installations and Equipments	11.35	0.04	0.00	11.39	10.29	0.37	-	10.66	0.73	1.06
Assets under Lease										
Leasehold Land	240.11	-	1.01	239.10	40.95	5.47	-	46.42	192.68	199.16
Total	681.35	19.57	20.25	680.67	46.86	22.17	6.61	62.43	618.24	634.49

	Gross Block			Depreciation			Net Block			
	As at 1 April 2021	Additions/ Adjustments	Disposals/ Adjustments	As at 31 March 2022	As at 1 April 2021	For the year	Disposals/ Adjustments	As at 31 March 2022	As at 31 March 2022	As at 31 March 2021
Owned Assets										
Freehold Land	99.13	-	1.98	97.15	-	-	-	-	97.15	99.13
Buildings	444.96	-	129.25	315.71	38.95	14.11	66.83	(13.77)	329.48	406.01
Leasehold Improvement	0.04	-	-	0.04	0.04	-	-	0.04	-	-
Plant & Machinery	7.39	0.79	-	8.18	1.43	0.60	-	2.03	6.15	5.96
Furniture & Fixtures	5.88	0.01	0.01	5.89	5.18	0.32	0.00	5.49	0.39	0.70
Vehicles	0.33	0.20	0.17	0.36	0.14	0.03	0.16	0.01	0.35	0.19
Office Equipments	2.71	0.21	0.35	2.57	1.72	0.44	0.34	1.82	0.75	0.99
Electrical Installations and Equipments	11.34	0.01	-	11.35	9.84	0.46	0.00	10.29	1.06	1.51
Assets under Lease										
Leasehold Land	264.34	-	24.23	240.11	37.10	3.85	-	40.95	199.16	227.24
Total	836.13	1.21	155.98	681.35	94.39	19.80	67.34	46.86	634.49	741.73

(All amounts are in Rupees crores unless otherwise stated)

15 INTANGIBLE ASSETS

	Gross Block			As at 31 March 2023	Amortisation			Net Block		
	As at 1 April 2022	Additions/ Adjustments	Disposals/ Adjustments		As at 1 April 2022	For the year	Disposals/ Adjustments	As at 31 March 2023	As at 31 March 2023	As at 31 March 2022
Computer Software	3.05	0.00	-	3.05	2.62	0.17	-	2.79	0.26	0.43
Total	3.05	0.00	-	3.05	2.62	-	-	2.79	0.26	0.43

	Gross Block			As at 31 March 2022	Amortisation			Net Block		
	As at 1 April 2021	Additions/ Adjustments	Disposals/ Adjustments		As at 1 April 2021	For the year	Disposals/ Adjustments	As at 31 March 2022	As at 31 March 2022	As at 31 March 2021
Computer Software	3.02	0.03	-	3.05	2.11	0.51	-	2.62	0.43	0.91
Total	3.02	0.03	-	3.05	2.11	0.51	-	2.62	0.43	0.91

16 OTHER NON-FINANCIAL ASSETS

	As at March 31, 2023	As at March 31, 2022
Capital advances	0.82	0.82
Pre-paid expenses	1.62	0.22
Other Assets	89.67	92.21
Total	92.11	93.25

17 ASSETS HELD FOR SALE

	As at March 31, 2023	As at March 31, 2022
Assistance under development financing (AUF) - Associates	0.04	0.04
Total	0.04	0.04

18 TRADE PAYABLES

	As at March 31, 2023	As at March 31, 2022
Total outstanding dues to MSMEs	-	-
Total outstanding dues of creditors other than MSMEs	62.26	52.85
Total	62.26	52.85

Trade Payables ageing

As at 31 March 2023	Outstanding for following periods from due date of payment				
	Less than 1 year	1-2 Years	2-3 years	More than 3 years	Total
(i) MSME	-	-	-	-	-
(ii) Others	37.47	4.14	1.48	19.17	62.26
(iii) Disputed dues –MSME	-	-	-	-	-
(iv) Disputed dues - Others	-	-	-	-	-
Total					62.26

As at 31 March 2022	Outstanding for following periods from due date of payment				
	Less than 1 year	1-2 Years	2-3 years	More than 3 years	Total
(i) MSME	-	-	-	-	-
(ii) Others	29.72	2.47	2.07	18.59	52.85
(iii) Disputed dues –MSME	-	-	-	-	-
(iv) Disputed dues - Others	-	-	-	-	-
Total					52.85

(All amounts are in Rupees crores unless otherwise stated)

There are no Micro and Small Enterprises, to whom the Company owes dues, which are outstanding for more than 45 days as at all the reporting dates. This information as required to be disclosed under the Micro, Small and Medium Enterprises Development Act, 2006 has been determined to the extent the status of such parties identified on the basis of information available with the Company.

19 DEBT SECURITIES

	As at March 31, 2023	As at March 31, 2022
(A) At Amortised cost		
(i) Bonds		
- Privately Placed Bonds	2,745.37	3,238.65
- Privately Placed Zero Coupon Bonds	327.55	298.43
- Infrastructure Bonds	346.70	321.05
- Privately Placed Bonds issued to Subsidiaries	75.00	75.00
- Less: Interest accrued but not due	(187.66)	(162.01)
(ii) Tax-free Bonds (secured by floating charge on receivables of IFCI Ltd.)		
- held by subsidiary and associate companies	45.00	45.00
- held by others	265.00	265.00
(iii) Public issue of NCDs		
Secured Redeemable Non Convertible Debentures (secured by floating charge on receivables of IFCI Ltd.)		
- held by subsidiary and associate companies	10.00	10.00
- held by others	1,037.58	1,025.28
- Less: Interest accrued but not due	(74.23)	(61.93)
- Others (Bonds/ Debentures etc.)	-	-
Total (A)	4,590.31	5,054.47
(B) Debt securities issued in/outside India		
(i) Debt securities in India	4,590.31	5,054.47
(ii) Debt securities outside India	-	-
Total (B)	4,590.31	5,054.47

Terms of Repayment of Other Bonds

Series	Interest rate	Date of maturity	Amount
Zero Coupon Bonds	9.75%	7-Jul-40	20.79
Zero Coupon Bonds	9.75%	7-Jul-39	22.82
Zero Coupon Bonds	9.75%	7-Jul-38	25.05
Other Bonds	9.90%	5-Nov-37	106.88
Zero Coupon Bonds	9.75%	7-Jul-37	27.49
Zero Coupon Bonds	9.75%	7-Jul-36	30.18
Zero Coupon Bonds	9.75%	7-Jul-35	33.13
Zero Coupon Bonds	9.75%	7-Jul-34	36.35
Zero Coupon Bonds	9.75%	7-Jul-33	39.89
Other Bonds	9.90%	5-Nov-32	106.88
Zero Coupon Bonds	9.75%	7-Jul-32	43.79
Zero Coupon Bonds	9.75%	7-Jul-31	48.07
Other Bonds	9.98%	29-Oct-30	250.00
Other Bonds	9.75%	16-Jul-30	500.00
Other Bonds	9.75%	13-Jul-30	250.00
Other Bonds	9.70%	18-May-30	250.00
Other Bonds	9.70%	4-May-30	250.00
Other Bonds	9.75%	26-Apr-28	350.00
Other Bonds	9.90%	5-Nov-27	106.88
Other Bonds	10.12%	8-Oct-27	19.59
Other Bonds	10.10%	8-Oct-27	5.15
Infra Bonds	8.72%	31-Mar-27	23.11
Infra Bonds	9.16%	15-Feb-27	40.02
Infra Bonds	8.75%	12-Dec-26	10.68
Other Bonds	9.55%	13-Apr-25	225.00
Other Bonds	9.55%	5-Mar-25	200.00
Other Bonds	9.75%	25-Jan-25	200.00
Infra Bonds	8.50%	31-Mar-24	85.23
Total			3,306.96

(All amounts are in Rupees crores unless otherwise stated)

Terms of Repayment of Secured Bonds

Bonds	Rate of Interest (% p.a.)	Date of Maturity	Amount
Tax Free Bonds	8.76%	31-Mar-29	145.00
Public Issue of Bonds*	9.40%	13-Feb-25	325.37
Public Issue of Bonds*	9.90%	1-Dec-24	647.99
Tax Free Bonds	8.39%	31-Mar-24	165.00
Total			1,283.36

* additional interest @ 0.10% p.a. payable to individual investor

20 BORROWINGS (OTHER THAN DEBT SECURITIES)

	As at March 31, 2023	As at March 31, 2022
(A) At Amortised cost		
(i) Term loans		
- from banks and other parties	75.00	610.02
- from other parties		
- from financial institutions	-	-
- from KfW Line	364.25	372.75
(ii) Finance lease obligations	-	-
(iii) Loans repayable on demand		
- from banks	-	-
- from other parties	3.84	-
Total (A)	443.09	982.77
(B) Borrowings (other than Debt Securities) in/outside India		
(i) Borrowings in India	78.84	610.02
(ii) Borrowings outside India	364.25	372.75
Total (B)	443.09	982.77

Terms of Repayment of Term Loans from Banks/ Fis

Repayment Mode	Rate of Interest(% p.a.)	Amount	Date of Maturity	Date of next Instalment	Number of instalments
Quarterly	7.40%	75.00	23-Nov-23	23-May-23	3.00
Total		75.00			

Terms of Repayment of KfW lines of Credit

Name of Lender	Rate of Interest (% p.a.)	Amount(Euros)	Amount	Date of Maturity	Repayment	Date of next Instalment
KFW, Frankfurt	0.75%	7,68,983.12	6.88	31-Dec-26	Half Yearly	30-Jun-23
KFW, Frankfurt	1.25%	13,31,403.98	11.91	31-Dec-29	Half Yearly	30-Jun-23
KFW, Frankfurt	0.75%	9,51,003.00	8.51	30-Jun-30	Half Yearly	30-Jun-23
KFW, Frankfurt	0.75%	10,14,403.19	9.07	31-Dec-30	Half Yearly	30-Jun-23
KFW, Frankfurt	0.75%	16,15,682.26	14.45	30-Jun-31	Half Yearly	30-Jun-23
KFW, Frankfurt	0.75%	18,26,334.71	16.34	30-Jun-32	Half Yearly	30-Jun-23
KFW, Frankfurt	0.75%	20,88,627.25	18.68	31-Dec-33	Half Yearly	30-Jun-23
KFW, Frankfurt	0.75%	29,39,928.33	26.30	30-Jun-34	Half Yearly	30-Jun-23
KFW, Frankfurt	0.75%	38,40,824.51	34.35	31-Dec-34	Half Yearly	30-Jun-23
KFW, Frankfurt	0.75%	44,23,697.38	39.57	31-Dec-36	Half Yearly	30-Jun-23
KFW, Frankfurt	0.75%	1,56,59,847.64	140.07	30-Jun-38	Half Yearly	30-Jun-23
KFW, Frankfurt	0.75%	42,64,174.43	38.14	31-Dec-32	Half Yearly	30-Jun-23
TOTAL		4,07,24,909.79	364.25			

(All amounts are in Rupees crores unless otherwise stated)

21 SUBORDINATED LIABILITIES

	As at March 31, 2023	As at March 31, 2022
(A) At Amortised cost		
(i) Subordinate - Tier II Bonds	923.72	1,102.94
- Less: Interest accrued but not due	(149.05)	(128.28)
Total (A)	774.67	974.66
(B) Subordinated Liabilities in/outside India		
(i) Subordinated Liabilities in India	774.67	974.66
(ii) Subordinated Liabilities outside India	-	-
Total (B)	774.67	974.66

Terms of Repayment of Other Bonds

Series	Interest rate	Date of maturity	Amount
Tier II Bonds	9.98%	5-Oct-37	20.00
Tier II Bonds	9.98%	18-Sep-37	50.00
Tier II Bonds	9.98%	15-Oct-32	10.00
Tier II Bonds	10.75%	31-Oct-26	102.49
Tier II Bonds	10.75%	1-Aug-26	468.55
Tier II Bonds	10.70%	28-Feb-27	123.63
Total			774.67

22 OTHER FINANCIAL LIABILITIES

	As at March 31, 2023	As at March 31, 2022
Interest accrued but not due on bonds and borrowings	696.62	674.14
Unsecured Loan	-	-
Security Deposits	11.84	8.61
Unclaimed Dividend	2.26	5.92
Unpaid Matured Debentures & interest	0.25	0.46
Funds Placed with the Corporation		
(a) Scheduled Cast Credit Guarantee Enhancement Scheme (placed by Govt. of India)	323.21	306.54
(b) PLI scheme	843.74	50.00
(c) Employees Provident Fund	76.74	80.14
Other Liabilities	395.33	354.88
	2,349.99	1,480.69

23 PROVISIONS

	As at March 31, 2023	As at March 31, 2022
Impairment provision on off balance sheet exposure	33.49	32.17
Employee Benefits*	50.19	47.14
Total	83.68	79.31

*includes reversal of provision of ₹ 3.31 cr. on gratuity liability of employees in FY23.

24 OTHER NON-FINANCIAL LIABILITIES

	As at March 31, 2023	As at March 31, 2022
Deferred revenue	-	-
	-	-
	-	-

(All amounts are in Rupees crores unless otherwise stated)

25 EQUITY

	As at March 31, 2023	As at March 31, 2022
Authorised		
4,00,00,00,000 Equity Shares of ₹ 10/- each	4,000.00	4,000.00
	<u>4,000.00</u>	<u>4,000.00</u>
Issued		
2,26,31,75,561 Equity Shares of ₹ 10/- each	2,263.18	2,170.24
	<u>2,263.18</u>	<u>2,170.24</u>
Subscribed		
2,19,72,44,807 Equity Shares of ₹ 10/- each	2,197.24	2,104.31
	<u>2,197.24</u>	<u>2,104.31</u>
Paid up		
2,19,59,28,107 Equity Shares of ₹ 10/- each	2,195.93	2,102.99
	<u>2,195.93</u>	<u>2,102.99</u>

Reconciliation of the number of equity shares and share capital:

The Company had received ₹ 100 crore on September 17, 2022 from Government of India (GOI) towards subscription to the share capital of the Company during the Financial Year 2022-23 as share application money. In this regard, the Committees of Directors had allotted 9,29,36,802 number of equity shares of face value of ₹ 10/- each to GOI on October 27, 2022 @ ₹ 10.76/- per equity share (including security premium of ₹ 0.76/- per equity share).

Further, an amount of ₹ 400 crore was received from GOI on March 07, 2023, towards subscription to the share capital of the Company for the FY 2022-23 as share application money. In this regard, the Committee of Directors had allotted 29,36,85,756 number of equity shares of face value of ₹ 10/- each to the GOI on April 27, 2023 @ ₹ 13.62/- per equity share (including security premium of ₹ 3.62/- per equity share).

Particulars	As at March 31, 2023		As at March 31, 2022	
	Number	Amount	Number	Amount
Equity shares				
Outstanding at beginning of the period	2,10,29,91,305	2,102.99	1,89,59,93,092	1,895.99
Add: Shares issued	9,29,36,802	92.94	20,69,98,213.00	207.00
Outstanding at the end of the period	<u>2,19,59,28,107</u>	<u>2,195.93</u>	<u>2,10,29,91,305</u>	<u>2,102.99</u>
Paid up share capital	<u>2,19,59,28,107</u>	<u>2,195.93</u>	<u>2,10,29,91,305</u>	<u>2,102.99</u>

Terms/ rights attached to equity shares:

The Company has only one class of equity share, i.e. equity shares having face value of ₹ 10 per share entitled to one vote per share.

Shareholding of Promoters

Name of the Promoter	As at March 31, 2023			As at March 31, 2022		
	Number of shares	% of total Shares	% Change during the period	Number of shares	% of total Shares	% Change during the year
President of India	1,45,68,90,872	66.35%	1.49%	1,36,39,54,070	64.86%	3.84%

26 OTHER EQUITY

	As at March 31, 2023	As at March 31, 2022
i Share application money pending allotment		
Opening balance	-	200.00
Less: transfer during the year	400.00	(200.00)
Add: Application money received during the year	-	-
Closing balance	<u>400.00</u>	<u>-</u>
ii Reserve u/s 451C of RBI Act		
Opening balance	875.04	875.04
Closing balance	<u>875.04</u>	<u>875.04</u>

(All amounts are in Rupees crores unless otherwise stated)

26 OTHER EQUITY (Contd.)

	As at March 31, 2023	As at March 31, 2022
iii Impairment Reserve		
Opening balance	34.54	34.54
Add: Transfer from retained earnings	-	-
Closing balance	<u>34.54</u>	<u>34.54</u>
iii Special Reserve under Section 36(1)(viii) of the Income Tax Act, 1961		
Opening balance	136.69	136.69
Closing balance	<u>136.69</u>	<u>136.69</u>
iv Capital Reserve		
Opening balance	0.85	0.85
Closing balance	<u>0.85</u>	<u>0.85</u>
v Securities Premium Reserve		
Opening balance	1,060.69	967.69
Add: Issue of equity shares	7.06	93.00
Closing balance	<u>1,067.75</u>	<u>1,060.69</u>
vi Capital Redemption Reserve		
Opening balance	231.92	231.92
Add: Transfer from retained earnings	-	-
Closing balance	<u>231.92</u>	<u>231.92</u>
vii Debenture Redemption Reserve		
Opening balance	87.58	247.08
Add: Transfer from retained earnings	-	-
Add: Transfer to General reserve	-	(159.50)
Closing balance	<u>87.58</u>	<u>87.58</u>
viii General Reserve		
Opening balance	513.08	353.58
Add: Transfer from Debenture Redemption Reserve	-	159.50
Closing balance	<u>513.08</u>	<u>513.08</u>
ix Deemed equity contribution		
Opening balance	335.82	335.82
Closing balance	<u>335.82</u>	<u>335.82</u>
x Retained Earnings		
Opening balance	(4,520.47)	(2,529.14)
Add: profit/(loss) during the year	(287.58)	(1,991.33)
Less: Transfer to Impairment reserve	-	-
Closing balance	<u>(4,808.06)</u>	<u>(4,520.47)</u>
xi Debt instruments through Other Comprehensive Income		
Opening balance	(2.76)	21.56
Add: Fair value change during the year	(0.50)	(24.34)
Closing balance	<u>(3.26)</u>	<u>(2.76)</u>
xii Equity instruments through Other Comprehensive Income		
Opening balance	(463.88)	(452.89)
Add: Fair value change during the year	(31.26)	(10.99)
Closing balance	<u>(495.14)</u>	<u>(463.88)</u>
xiii Remeasurements of the defined benefit plans		
Opening balance	53.36	53.36
Add: Actuarial gain/loss during the year	-	-
Closing balance	<u>53.36</u>	<u>53.36</u>
Total balance	<u>(1,569.83)</u>	<u>(1,657.52)</u>

(All amounts are in Rupees crores unless otherwise stated)

Reserve u/s 45IC of RBI Act

Pursuant to increase in shareholding of Govt. of India more than 50% of the paid-up Share Capital, the Company has become Government Company u/s 2(45) of the Companies Act, 2013 and the Company being a Government Company u/s 2(45) of the Companies Act, 2013 was exempt from such provisions under RBI Act upto 31/03/2019. Since there is net loss in the current year, no transfer has been made to the Reserve.

Special Reserve under Section 36(1)(viii) of the Income Tax Act, 1961

Section 36(1)(viii) of the Income Tax Act allows financial institutions to transfer 20% of profit from eligible business i.e. net income from long-term industrial financing, to this Reserve and the same is allowed as a deduction while computing taxable income. The Income Tax Act, by an amendment in Finance Act, 1998, has put a condition on maintaining the Reserve created w.e.f FY 1997-98. Any withdrawal would attract tax liability. Upto FY 1996-97, utilisation of the said Reserve created in the earlier year did not attract tax liability and accordingly Deferred Tax Liability (DTL) has been created on the reserve transferred after FY 1997-98.

Capital Reserve

Capital Reserve represents proceeds of forfeited shares

Securities Premium Reserve

Securities premium is used to record the premium received on issue of shares. It is utilised in accordance with the provisions of the Companies Act, 2013.

Capital Redemption Reserve

Capital Redemption Reserve represents amount transferred from surplus in statement of profit and loss towards redemption of preference shares without fresh issue of capital, as was required under section 55 of the Companies Act, 2013.

Debenture Redemption Reserve

Debenture Redemption Reserve has been created in terms of Rule 18(7) of the Companies (Share Capital and Debentures) Rules, 2014 for Non Convertible Debentures issued by IFCI Ltd. through public offer. Later vide Notification GSR-574(E) dated 16/08/19, Ministry of Corporate Affairs (MCA) has notified amended rules for Share Capital and Debentures (Rules 2014), no additional DRR has to be created either for public issue of bonds or for private placements in case of existing bonds and debentures.

General Reserve

General reserve was created through an annual transfer of net income at a specified percentage in accordance with applicable regulations.

Deemed equity contribution

Deemed equity contribution on account of preferential rate borrowings from shareholders.

Retained Earnings

Represents as at date accumulated surplus/(deficit) of the profits earned by the Company.

Debt instruments through Other Comprehensive Income

This comprises changes in the fair value of debt instruments recognised in other comprehensive income and accumulated within equity. The Company transfers amounts from such component of equity to retained earnings when the relevant debt instruments are derecognised.

Equity instruments through Other Comprehensive Income

This comprises changes in the fair value of certain identified equity instruments recognised in other comprehensive income and accumulated within equity.

Remeasurements of the defined benefit plans

Remeasurements of defined benefit liability (asset) comprises actuarial gains and losses and return on plan assets (excluding interest income).

27 INTEREST INCOME

Particulars	For the year ended March 31, 2023		For the year ended March 31, 2022	
	On Financial Assets measured at fair value through other comprehensive income	On Financial Assets measured at Amortised Cost	On Financial Assets measured at fair value through other comprehensive income	On Financial Assets measured at Amortised Cost
Interest on loans	-	269.14	-	517.20
Interest income from investments	26.51	-	75.68	-
Interest on debentures	-	0.01	-	-
Total	26.51	269.15	75.68	517.20

(All amounts are in Rupees crores unless otherwise stated)

28 NET GAIN/ (LOSS) ON FAIR VALUE CHANGES

	For the year ended March 31, 2023	For the year ended March 31, 2022
(A) Net gain/ (loss) on financial instruments at fair value through profit or loss		
- Equity securities	58.23	65.02
- Derivatives	(0.69)	(0.73)
- Security Receipts	(2.44)	7.53
- Preference Shares	41.80	-
- Units of Venture Capital Funds	21.94	13.93
- Units of Mutual Funds	10.28	26.08
(B) Net gain on derecognition of financial instruments at fair value through other comprehensive income	(39.36)	(70.85)
(C) Total Net gain/(loss) on fair value changes	<u>89.76</u>	<u>40.98</u>
Fair value changes :		
- Realised	(5.68)	(55.31)
- Unrealised	95.44	96.29
(D) Total Net gain/(loss) on fair value changes	<u>89.76</u>	<u>40.98</u>

29 OTHER INCOME

	For the year ended March 31, 2023	For the year ended March 31, 2022
Net gain/(loss) on derecognition of property, plant and equipment	-	0.02
Interest from Income Tax Refund	3.77	2.72
Others	7.38	3.93
Total	<u>11.15</u>	<u>6.67</u>

30 FINANCE COSTS

	For the year ended March 31, 2023	For the year ended March 31, 2022
On Financial liabilities measured at amortised cost		
Interest on borrowings	631.30	908.39
Interest on debt securities	-	14.49
Total	<u>631.30</u>	<u>922.88</u>

31 IMPAIRMENT ON FINANCIAL INSTRUMENTS

Particulars	For the year ended March 31, 2023		For the year ended March 31, 2022	
	On Financial Assets measured at fair value through other comprehensive income	On Financial Assets measured at Amortised Cost	On Financial Assets measured at fair value through other comprehensive income	On Financial Assets measured at Amortised Cost
Loans *	-	(79.75)	-	1,423.42
Investments	(0.08)		(50.03)	
Other financial assets	-	0.54	-	(0.07)
Total	<u>(0.08)</u>	<u>(79.21)</u>	<u>(50.03)</u>	<u>1,423.35</u>
		233.84		1388.67

* Includes write off (net) during the year

(All amounts are in Rupees crores unless otherwise stated)

32 EMPLOYEE BENEFIT EXPENSES

	For the year ended March 31, 2023	For the year ended March 31, 2022
Salaries and wages	56.12	59.26
Contribution to provident and others fund	17.00	12.60
Expenses towards post employment benefits	18.25	16.05
Staff welfare expenses	7.90	4.52
Total	99.27	92.43

33 DEPRECIATION AND AMORTISATION

	For the year ended March 31, 2023	For the year ended March 31, 2022
Depreciation of property, plant and equipment	22.35	19.79
Depreciation of investment property	1.72	2.73
Amortisation of intangible assets	-	0.51
Total	24.07	23.03

34 OTHER EXPENSES

	For the year ended March 31, 2023	For the year ended March 31, 2022
Rent	0.51	0.66
Rates and taxes	5.03	4.63
Insurance	0.17	0.34
Repairs and maintenance		
- Buildings	10.29	7.90
- IT	1.99	3.25
- Others	0.17	0.18
Electricity and water charges	4.44	4.12
Security expenses	3.00	2.91
Payment to auditors #	0.32	0.39
Directors fee & expenses	0.17	0.24
Publications and advertisement	0.56	0.57
Consultation and law charges	4.28	6.07
Travelling and conveyance	0.64	0.47
Training and development	0.18	0.09
Postage and telephone	0.46	0.32
Printing and stationery	0.19	0.27
Listing/ Filing/ Custody Fee	1.48	2.06
Library and membership subscription	0.22	0.43
Expenses on CSR Activity	-	-
Impairment loss on non-financial assets/assets held for sale	2.39	83.61
Other miscellaneous expenses	(0.08)	0.02
Total	36.41	118.53

Refer note no 35 for payment to Auditors

35 PAYMENT TO AUDITORS

	For the year ended March 31, 2023	For the year ended March 31, 2022
Audit Fees	0.23	0.28
Certification and other services	0.06	0.08
Reimbursement of Expenses	0.03	0.03
Total	0.32	0.39

(All amounts are in Rupees crores unless otherwise stated)

35.1 DETAILS OF CORPORATE SOCIAL RESPONSIBILITY EXPENDITURE

	<u>For the year ended March 31, 2023</u>	<u>For the year ended March 31, 2022</u>
a) Gross amount required to be spent by the company for respective financial year	0.00	0.00
b) Construction/acquisition of any assets	-	-
c) Yet to be paid in cash	-	-
d) Amount spent during the period -		
- Development of Human Capital	0.54	0.02
- Development of Rural areas & sustainable development activities		
- Promotion of sports		
- Other welfare activities	0.11	0.00
- Healthcare and sanitation	0.00	0.00
- Admin & other expenses	0.00	0.00
- Water Conservation and Sanitation	0.06	0.2
Total (d)	<u>0.71</u>	<u>0.22</u>
- Shortfall for current year is NIL		
- Shortfall for previous years is NIL		
- Reason for shortfall - Projects could not take off due to Covid 19 Pandemic.		
- where a provision is made with respect to a liability incurred by entering into a contractual obligation - Nil		

35.2 CONTINGENT LIABILITIES AND COMMITMENTS

	<u>As at March 31, 2023</u>	<u>As at March 31, 2022</u>
A. Contingent Liabilities #		
(i) Claims not acknowledged as debts	110.39	108.93
(ii) Guarantees excluding financial guarantees	3.22	3.26
(iii) Tax Matters :		
Income Tax *	-	-
Service tax / GST	-	-
Total	<u>113.61</u>	<u>112.19</u>

Considering the current status of the pending litigation cases, no material financial impact is expected on the financial statements as on March 31, 2023

B. Commitments		
(i) Estimated amount of contract (including lease contract) remaining to be executed on capital account (net of advances)	-	0.90
(ii) Undrawn Commitments	15.14	15.14
Total	<u>15.14</u>	<u>16.03</u>
C. Contingent assets	Nil	Nil

35.3 TAX EXPENSE

	<u>For the year ended March 31, 2023</u>	<u>For the year ended March 31, 2022</u>
A. Amounts recognised in profit or loss		
Current tax (a)		
Current tax expense	-	-
Current tax expense/ (benefit) pertaining to earlier years	-	-
Sub-total (a)	-	-
Deferred tax (b)		
Deferred tax expense/ (credit)	102.01	206.24
Sub-total (c)	<u>102.01</u>	<u>206.24</u>
Tax expense (a)+(b)	<u>102.01</u>	<u>206.24</u>

(All amounts are in Rupees crores unless otherwise stated)

B. Reconciliation of effective tax rate

	Year ended March 31, 2023		Year ended March 31, 2022	
	%	Amount	%	Amount
Profit/(Loss) before tax		(185.57)		(1,785.10)
Tax using the Company's domestic tax rate of 34.944%	34.94%	(64.85)	34.94%	(623.78)
Effect of:				
Tax exempt income	0.00%	-	0.00%	-
Non-deductible expenses	-1.90%	3.53	0.10%	(1.72)
Changes in estimates related to prior years for current tax	0.00%	-	0.00%	-
Current year depreciation for which no deferred tax asset was recognised	3.69%	(6.84)	0.36%	(6.35)
Others	-91.70%	170.17	-46.95%	838.09
Effective tax rate/ tax expense	-54.97%	102.01	-11.55%	206.24

- 36** Certain balances appearing under trade receivables and payables are subject to confirmation.
- 37** The Company has received ₹ 100 crore on September 17, 2022 from the Government of India towards subscription to the share capital during the Financial Year 2022-23 as share application money. In this regard, during the period under report the Company had made preferential allotment of 9,29,36,802 number of equity shares of face value of ₹ 10/- each to the Government of India on October 27, 2022 @ ₹ 10.76/- per equity share (including security premium of ₹ 0.76/- per equity share). Further, an amount of ₹ 400 crore was received from GOI on March 07, 2023, towards subscription to the share capital of the Company for the FY 2022-23 as share application money. In this regard, the Committee of Directors had allotted 29,36,85,756 number of equity shares of face value of ₹ 10/- each to the GOI on April 27, 2023 @ ₹ 13.62/- per equity share (including security premium of ₹ 3.62/- per equity share).
- 38** The Company is consistently following the policy of provision on loan assets on the basis of Ind AS norms vs IRAC norms, whichever is higher. As on March 31, 2023, Impairment allowance under Ind AS 109 is higher than RBI Prudential (IRACP) Norms (including standard assets provisioning). Accordingly the company has provided for the amount as per Ind AS in the books of accounts as on March 31, 2023. The existing impairment reserve of ₹ 34.54 crores created upto March 31, 2023 has not been reversed. Though ECL on Loan Assets is computed on portfolio basis, however full impairment allowance has been made on loan accounts declared as fraud as per RBI norms.
- 39** The Company has changed its accounting policy whereby interest income on stage 3 assets (except on assets which are standard under IRAC norms) shall not be recognized in books of accounts with effect from 01st April 2021. Accordingly interest income is lower by ₹ 209.50 crore (net of ECL) for the financial year. The company has sought clarification from RBI in this regard and their reply is awaited.
- 40** The global economy has subsumed the impact of Covid-19 and is gradually recovering. The company does not envisage any major disruptions and impact on its operations moving forward.
- 41** The valuation of Investments in subsidiary companies has been considered on the basis of financial statements of the subsidiaries for the period ended 31st December 2022, instead of 31st March 2023. There is no material impact of this on the financial statements of the company.
- 42** In the context of reporting business/geographical segment as required by Ind AS 108 - "Operating Segments", the Company operations comprise of only one business segment of financing . Hence, there is no reportable segment as per Ind AS 108.
- 42.1** On all the secured bonds and debentures issued by the Company and outstanding as on 31st March 2023, 100% security cover has been maintained against principal and interest, by way of floating charge on book debts/receivables of the Company .
- 42.2** These financial statements have been prepared as per Schedule III Division III of the Companies Act, 2013 which has been notified by the Ministry of Corporate Affairs and published in the official Gazette on 11th October 2018. Any application guidance/ clarifications/ directions issued by RBI or other regulators will be implemented as and when they are issued/ applicable.
- 43** IFCI is carrying the investment in subsidiary companies at cost net of impairment loss (if any) and opted for one time exemption under IndAS 101 for deemed cost being the carrying value of investment as at transition date i.e. April 1, 2017. As on March 31, 2023, the Company had investment in 27,91,54,700 no. of Equity shares in its subsidiary, IFCI Factors Ltd. (IFL) and 3,93,63,809 no. of Equity shares in its subsidiary, IFCI Financial Services Ltd. (IFIN). The company got the shares of IFL & IFIN fair valued internally, per which, the fair value of investments in shares of IFL was determined at ₹ 21.77 crore and the fair value of investments in shares of IFIN was determined at ₹ 62.86 crore, using the generally accepted valuation methodologies against breakup value, in line with Indian Accounting Standards and accordingly, the resultant impairment loss has been charged in the Profit & Loss Account.
- 43.1** The company has Deferred Tax Asset (Net) of ₹ 1739.12 crore as on March 31, 2023. The company has appointed a management consultant for formulation of revival plan of the company. The consultant's report has been shared with the administrative ministry and the revival plan is under active consideration of the Government of India. The government has already infused the share capital of ₹ 100 crore in FY 2021-22 and ₹ 500 crore in FY 2022-23 in IFCI to support the operations of the company. Thus, the management is confident of availability of sufficient income in future to offset deferred tax assets available with the company.
- 44** Uses of Funds
- No funds are borrowed from banks and financial institutions during the year.
- 44.1** Change due to revaluation
- During the year the company has not revalued its Property Plant and Equipment (PPE) and intangible assets
- 44.2** Other additional regulatory disclosures as required under Schedule III
- a. Loans and advances
- The company has not granted any loans and advances in the nature of loans to promoters, directors, Key Managerial Personnel (KMPs) and the related parties, repayable on demand and where terms or period of repayment are not defined.

(All amounts are in Rupees crores unless otherwise stated)

- b. Ageing Analysis of Capital Work in Progress
There is no Capital work in progress in the current year as well as preceeding financial year.
- c. Ageing Analysis of Intangible Assets under Development
There is no Intangible Assets under Development in the current year as well as preceeding financial year.
- d. Benami Property:
No proceedings have been initiated or pending against the company for holding any Benami property under the Benami Transaction (Prohibition) Act, 1988 (45 of 1988) and rules made thereunder.
- e. Borrowing against security of Current Assets
The company has no borrowings from bank or financial institutions against security of current assets.
- f. Wilful Defaulter:
The company has not been declared as wilful defaulter by any bank or financial institution or any other lender during the year.
- g. Relationship with Struck off company:
The company has no transaction with companies struck off under section 248 of the Companies Act, 2013 or section 560 of Companies Act, 1956.
- h. Registration of Charges or satisfaction with Registrar of Companies (ROC)
There is no charge or satisfaction yet to be registered with ROC beyond the Statutory period.
- i. Companies with number of Layer of Companies:
Company being a NBFC, clause(87) of section 2 of the Act is not applicable.
- j. Scheme of arrangement
During the year there is no Scheme of Arrangements has been approved by the Competent Authority in terms of sections 230 to 237 of the Companies Act, 2013.
- k. Utilization of borrowed funds:
(i) The company has not advanced or loaned or invested any funds to any other person(s) or entity(ies), with the understanding that the intermediary shall directly or indirectly lend or invest in other persons or entities identified in any manner whatsoever by or on behalf of the company (ultimate beneficiaries) or provide any guarantee, security or the like to or on behalf of the Ultimate Beneficiaries.
(ii) The company has not received any funds from any other person(s) or entity(ies) including foreign entities, with the understanding that the intermediary shall directly or indirectly lend or invest in other persons or entities identified in any manner whatsoever by or on behalf of the company (ultimate beneficiaries) or provide any guarantee, security or the like to or on behalf of the Ultimate Beneficiaries.
- l. Undisclosed Income:
During the year the Company has not disclosed any income in terms of any transaction not recorded in the books of accounts that has been surrendered or disclosed as income during the year in the tax assessments under the Income Tax Act, 1961 (such as, search or survey or any other relevant provisions of the Income Tax Act, 1961), unless there is immunity for disclosure under any scheme.
- m. Details of Crypto Currency or Virtual Currency:
The company has not traded in Crypto Currency or Virtual Currency during the financial year.

45 EMPLOYEE BENEFITS

The Company operates the following post-employment plans -

i. Defined contribution plan

The Company makes monthly contribution towards pension which is a defined contribution plan. The Company has no obligations other than to make the specified contributions. The contributions are charged to the Statement of Profit and Loss as they accrue. The amount recognised as expense towards such contribution are as follows:

	<u>For the year ended March 31, 2023</u>	<u>For the year ended March 31, 2022</u>
Contribution to Pension Fund	0.01	0.01

ii. Defined benefit plan

A. Gratuity

The Company has a defined benefit gratuity plan in India, governed by the IFCI Gratuity Regulations, 1968. This plan entitles an employee, a sum equal to one month's pay plus dearness allowance for each completed year of service in IFCI or part thereof in excess of six months, subject to a maximum of twenty months pay plus dearness allowance or Rupees Eighteen Lakh whichever is less, for first twenty years of service.. The scheme is fully funded with Life Insurance Corporation of India (LIC). This defined benefit plan expose the Company to actuarial risks, such as longevity risk, currency risk, interest rate risk and market (investment) risk.

The most recent actuarial valuation of plan assets and the present value of the defined benefit obligation for gratuity were carried out as at 31 March 2023. The present value of the defined benefit obligations and the related current service cost and past service cost, were measured using the Projected Unit Credit Method.

Based on the actuarial valuation obtained in this respect, the following table sets out the status of the gratuity plan and the amounts recognised in the Company's financial statements as at balance sheet date:

	<u>As at March 31, 2023</u>	<u>As at March 31, 2022</u>
Net defined benefit liability	(3.31)	(1.03)

(All amounts are in Rupees crores unless otherwise stated)

(a) Funding

The scheme is fully funded with Life Insurance Corporation of India (LIC). The funding requirements are based on the gratuity fund's actuarial measurement framework set out in the funding policies of the plan. The funding of the plan is based on a separate actuarial valuation for funding purposes for which the assumptions may differ from the assumptions set out in Section D below. Employees do not contribute to the plan.

Expected contributions to gratuity plan for the year ending 31 March 2021 is ₹ 1.10 crore.

(b) Reconciliation of the net defined benefit (asset) / liability

The following table shows a reconciliation from the opening balances to the closing balances for net defined benefit (asset) liability and its components:

	As at March 31, 2023			As at March 31, 2022		
	Defined benefit obligation	Fair value of plan assets	Net defined benefit(asset)/ liability	Defined benefit obligation	Fair value of plan assets	Net defined benefit(asset)/ liability
Balance at the beginning of the year	24.90	25.93	(1.03)	29.10	30.36	(1.26)
Current service cost	1.36	-	1.36	1.48	-	1.48
Past service cost including curtailment Gains/Losses	-	-	-	-	-	-
Interest cost (income)	1.82	(1.89)	(0.08)	1.95	(2.03)	(0.08)
	<u>3.18</u>	<u>(1.89)</u>	<u>1.29</u>	<u>3.43</u>	<u>(2.03)</u>	<u>1.40</u>
Remeasurements loss (gain)						
- Actuarial loss (gain) arising from:						
- demographic assumptions	-	-	-	-	-	-
- financial assumptions	-	-	-	-	(0.27)	(0.27)
- experience adjustment	(1.48)	-	(1.48)	(1.19)	-	(1.19)
- on plan assets	-	0.05	0.05	-	0.29	0.29
	<u>(1.48)</u>	<u>0.05</u>	<u>(1.43)</u>	<u>(1.19)</u>	<u>0.02</u>	<u>(1.17)</u>
Contributions paid by the employer	-	-	-	-	-	-
Benefits paid	(3.73)	(1.59)	(2.14)	(6.44)	(6.44)	-
	<u>(3.73)</u>	<u>(1.59)</u>	<u>(2.14)</u>	<u>(6.44)</u>	<u>(6.44)</u>	<u>-</u>
Balance at the end of the year	<u><u>22.88</u></u>	<u><u>26.18</u></u>	<u><u>(3.31)</u></u>	<u><u>24.90</u></u>	<u><u>25.93</u></u>	<u><u>(1.03)</u></u>

(c) Plan assets

	As at March 31, 2023	As at March 31, 2022
Investment with Life insurance Corporation	100%	100%

On an annual basis, an asset-liability matching study is done by the Company whereby the Company contributes the net increase in the actuarial liability to the plan manager (insurer) in order to manage the liability risk.

(d) Actuarial assumptions

Principal actuarial assumptions at the reporting date (expressed as weighted averages):

	As at March 31, 2023	As at March 31, 2022
Discount rate	7.37%	7.30%
Future salary growth	6.00%	6.00%
Withdrawal rate:		
Up to 30 years	1.00%	1.00%
From 31 to 44 years	1.00%	1.00%
Above 44 years	1.00%	1.00%
Retirement Age (in year)	60	60
Mortality	IALM (2012-14)	IALM (2012-14)

(All amounts are in Rupees crores unless otherwise stated)

(e) Sensitivity analysis of significant assumptions

The following table present a sensitivity analysis to one of the relevant actuarial assumption, holding other assumptions constant, showing how the defined benefit obligation would have been affected by changes in the relevant actuarial assumptions that were reasonably possible at the reporting date.

	As at March 31, 2023		As at March 31, 2022	
	Increase	Decrease	Increase	Decrease
	Discount rate (0.50% movement)	(1.02)	1.09	(1.05)
Future salary growth (0.50% movement)	1.09	(1.02)	1.14	(1.07)

Although the analysis does not take account of the full distribution of cash flows expected under the plan, it does provide an approximation of the sensitivity of the assumptions shown.

Sensitivities due to mortality and withdrawals are not material and hence impact of change due to these not calculated.

(f) Expected maturity analysis of the defined benefit plans in future years

	As at March 31, 2023	As at March 31, 2022
0 to 1 Year	3.11	3.40
1 to 2 Year	3.09	2.63
2 to 3 Year	0.84	2.85
3 to 4 Year	0.72	1.00
4 to 5 Year	1.94	0.67
5 to 6 Year	0.66	1.81
6 Year onwards	12.53	12.54
Total	22.88	24.90

As at 31 March 2023, the weighted-average duration of the defined benefit obligation was 12.69 years (31 March 2022: 13.11 years).

(g) Description of Risk Exposures

Valuations are based on certain assumptions, which are dynamic in nature and vary over time. As such company is exposed to various risks as follow -

Salary Increases : Actual salary increases will increase the Plan's liability. Increase in salary increase rate assumption in future valuations will also increase the liability.

Investment Risk : If Plan is funded then assets liabilities mismatch & actual investment return on assets lower than the discount rate assumed at the last valuation date can impact the liability.

Discount Rate : Reduction in discount rate in subsequent valuations can increase the plan's liability.

Mortality & disability : Actual deaths & disability cases proving lower or higher than assumed in the valuation can impact the liabilities.

Withdrawals : Actual withdrawals proving higher or lower than assumed withdrawals and change of withdrawal rates at subsequent valuations can impact Plan's liability.

B. Post Retirement Medical Benefit

IFCI is extending post-retirement medical benefits to the employees and eligible dependent family members after their retirement. As per the scheme, employees who are members of Voluntary Welfare Scheme (VWS) are eligible for reimbursement of medical expenses after retirement. The benefits under the scheme are extended to the retired employees, his/her spouse and dependent children and entitlement for reimbursement, although within the ceilings and is based upon the Grade in which an employee retires, subject to the condition that spouse of the concerned employee is not availing of any medical benefits from his/her employer, if any. Reimbursement of the medical bills is made at the rates applicable to the employees at the center at which the employee resides after retirement as per the rates circulated by IFCI for its working employees time to time.

Based on the actuarial valuation obtained in this respect, the following table sets out the status of the Medical Benefit plan and the amounts recognised in the Company's financial statements as at balance sheet date:

	As at March 31, 2023	As at March 31, 2022
Net defined benefit liability	32.11	29.82

(a) Reconciliation of the net defined benefit (asset) / liability

The following table shows a reconciliation from the opening balances to the closing balances for net defined benefit (asset) liability and its components:

	Defined benefit obligation	
	As at March 31, 2023	As at March 31, 2022
	Balance at the beginning of the year	29.82
Current service cost	0.10	0.10
Past service cost including curtailment Gains/Losses	-	-
Interest cost (income)	2.18	2.00
	2.28	2.10

(All amounts are in Rupees crores unless otherwise stated)

(Contd.)

	Defined benefit obligation	
	As at March 31, 2023	As at March 31, 2022
Remeasurements loss (gain)		
- Actuarial loss (gain) arising from:		
- demographic assumptions	-	-
- financial assumptions	-	-
- experience adjustment	0.42	(1.15)
	0.42	(1.15)
Benefits paid	(0.40)	(1.05)
	(0.40)	(1.05)
Balance at the end of the year	32.11	29.82

Expected contributions to the plan for the year ending 31 March 2023 is ₹ 0.30 crore.

(b) Plan assets

There were no plan assets with the Company w.r.t said post retirement medical benefit plan

(c) Actuarial assumptions

Principal actuarial assumptions at the reporting date (expressed as weighted averages):

	As at March 31, 2023	As at March 31, 2022
Discount rate	7.37%	7.30%
Future medical cost increase	3.00%	3.00%
Withdrawal rate:		
Up to 30 years	1.00%	1.00%
From 31 to 44 years	1.00%	1.00%
Above 44 years	1.00%	1.00%
Retirement Age (in year)	60	60
Mortality	IALM (2012-14)	IALM (2012-14)

(d) Sensitivity analysis of significant assumptions

The following table present a sensitivity analysis to one of the relevant actuarial assumption, holding other assumptions constant, showing how the defined benefit obligation would have been affected by changes in the relevant actuarial assumptions that were reasonably possible at the reporting date.

	As at March 31, 2023		As at March 31, 2022	
	Increase	Decrease	Increase	Decrease
Discount rate (0.50% movement)	(1.11)	1.11	(1.10)	1.09

Although the analysis does not take account of the full distribution of cash flows expected under the plan, it does provide an approximation of the sensitivity of the assumptions shown.

Sensitivities as to rate of inflation, rate of increase of pensions in payment, rate of increase of pensions before retirement & life expectancy are not applicable.

(e) Expected maturity analysis of the defined benefit plans in future years

	As at March 31, 2023	As at March 31, 2022
0 to 1 Year	2.59	2.41
1 to 2 Year	1.99	1.85
2 to 3 Year	2.00	1.86
3 to 4 Year	1.77	1.64
4 to 5 Year	1.89	1.75
5 to 6 Year	1.47	1.37
6 Year onwards	20.40	18.95
Total	32.11	29.82

As at 31 March 2023, the weighted-average duration of the defined benefit obligation was 7.83 years (31 March 2022: 7.76 years).

(All amounts are in Rupees crores unless otherwise stated)

(f) Description of Risk Exposures

Valuations are based on certain assumptions, which are dynamic in nature and vary over time. As such company is exposed to various risks as follow -

Medical Cost Increase - increase in actual medical cost per retiree will increase the Plan's liability. Increase in medical Cost per Retiree rate assumption will also increase the liability.

Investment Risk - If Plan is funded then assets liabilities mismatch & actual investment return on assets lower than the discount rate assumed at the last valuation date can impact the liability.

Discount Rate : Reduction in discount rate in subsequent valuations can increase the plan's liability.

Mortality & disability : Actual deaths & disability cases proving lower or higher than assumed in the valuation can impact the liabilities.

Withdrawals : Actual withdrawals proving higher or lower than assumed withdrawals and change of withdrawal rates at subsequent valuations can impact Plan's liability.

C. Provident Fund

The Company has a defined benefit provident fund, governed by the IFCI Employees' Provident Fund Regulations. Monthly contributions to the Provident Fund is being charged against revenue. IFCI has been paying interest on the provident fund balance at the rate notified by the Employees' Provident Fund Organization (EPFO) for the relevant year. The Provident Fund is administered through duly constituted and approved administrators. The Committee of Administrators of IFCI Employees' Provident Fund has approved earmarking of specific investments against the PF liability in the current financial year. For the purpose, investments have been earmarked towards PF liability in line with the notification issued by Ministry of Labour & Employment notifying the pattern of investment for EPFO and EPF exempted establishments.

Based on the actuarial valuation obtained in this respect, the following table sets out the status of the provident fund plan and the amounts recognised in the Company's financial statements as at balance sheet date:

	As at March 31, 2023	As at March 31, 2022
Net defined benefit liability	(9.90)	(9.81)

(a) Funding

During the Financial year 2018-19, the Company has earmarked some of its investments in government securities, mutual funds against Provident fund liability.

Expected contributions to provident fund plan for the year ending 31 March 2023 is ₹ 1.07 crore.

(b) Reconciliation of the net defined benefit (asset) / liability

The following table shows a reconciliation from the opening balances to the closing balances for net defined benefit (asset) liability and its components:

	As at March 31, 2023			As at March 31, 2022		
	Defined benefit obligation	Fair value of plan assets	Net defined benefit(asset)/ liability	Defined benefit obligation	Fair value of plan assets	Net defined benefit(asset)/ liability
Balance at the beginning of the year	82.40	92.22	(9.81)	82.87	94.02	(11.15)
Interest cost/(income)	2.93	-	2.93	5.22	-	5.22
Current service cost	1.03	-	1.03	1.19	-	1.19
	<u>3.96</u>	<u>-</u>	<u>3.96</u>	<u>6.41</u>	<u>-</u>	<u>6.41</u>
Remeasurements loss (gain)						
- Actuarial loss (gain) arising from:						
- demographic assumptions	-	-	-	-	-	-
- financial assumptions	-	-	-	-	-	-
- experience adjustment	-	-	-	1.69	-	1.69
- on plan assets	-	1.03	(1.03)	-	4.83	(4.83)
	<u>-</u>	<u>1.03</u>	<u>(1.03)</u>	<u>1.69</u>	<u>4.83</u>	<u>(3.14)</u>
Contributions paid by the employee	-	-	-	6.59	6.59	-
Benefits paid	-	-	-	(15.16)	(15.16)	-
Employer contribution	-	3.01	(3.01)	-	1.19	(1.19)
Settlements/transfers	-	-	-	-	0.75	(0.75)
	<u>-</u>	<u>3.01</u>	<u>(3.01)</u>	<u>(8.57)</u>	<u>(6.64)</u>	<u>(1.94)</u>
Balance at the end of the year	<u><u>86.36</u></u>	<u><u>96.26</u></u>	<u><u>(9.90)</u></u>	<u><u>82.40</u></u>	<u><u>92.22</u></u>	<u><u>(9.81)</u></u>

(All amounts are in Rupees crores unless otherwise stated)

(c) **Plan assets**

	<u>As at March 31, 2023</u>	<u>As at March 31, 2022</u>
Investment in earmarked securities	100%	100%

On an annual basis, an asset-liability matching study is done by the Company whereby the Company contributes the net increase in the actuarial liability to a pool which in turn make investments in order to manage the liability risk.

(d) **Actuarial assumptions**

Principal actuarial assumptions at the reporting date (expressed as weighted averages):

	<u>As at March 31, 2023</u>	<u>As at March 31, 2022</u>
Discount rate	7.37%	7.30%
Expected statutory interest rate on the ledger balance	8.15%	8.10%
Expected year/Current short fall in interest earnings on the fund	0.30%	0.30%
Mortality	IALM (2012-14)	IALM (2012-14)
Disability	None	None
Withdrawal Rate (Age related)		
Up to 30 Years	1.00%	1.00%
Between 31 - 44 Years	1.00%	1.00%
Above 44 Years	1.00%	1.00%
Normal Retirement Age	60	60

(e) **Sensitivity analysis of significant assumptions**

The following table present a sensitivity analysis to one of the relevant actuarial assumption, holding other assumptions constant, showing how the defined benefit obligation would have been affected by changes in the relevant actuarial assumptions that were reasonably possible at the reporting date.

	<u>As at March 31, 2023</u>		<u>As at March 31, 2022</u>	
	<u>Increase</u>	<u>Decrease</u>	<u>Increase</u>	<u>Decrease</u>
Discount rate (0.50% movement)	(0.08)	0.09	(0.06)	0.07

Although the analysis does not take account of the full distribution of cash flows expected under the plan, it does provide an approximation of the sensitivity of the assumptions shown.

Sensitivities as to rate of inflation, rate of increase of pensions in payment, rate of increase of pensions before retirement & life expectancy are not applicable.

(f) **Expected maturity analysis of the defined benefit plans in future years**

	<u>As at March 31, 2023</u>	<u>As at March 31, 2022</u>
1 year	11.72	10.55
Between 2-5 years	22.22	20.13
Between 5-10 years	14.21	20.96
Over 10 years	31.71	30.76
Total	<u>79.86</u>	<u>82.40</u>

As at 31 March 2023, the weighted-average duration of the defined benefit obligation was 12.69 years (31 March 2022: 13.11 years).

(g) **Description of Risk Exposures**

Valuations are based on certain assumptions, which are dynamic in nature and vary over time. As such company is exposed to various risks as follow -

Investment Risk : If Plan is funded then assets liabilities mismatch & actual investment return on assets lower than the discount rate assumed at the last valuation date can impact the liability.

Discount Rate : Reduction in discount rate in subsequent valuations can increase the plan's liability.

Mortality & disability : Actual deaths & disability cases proving lower or higher than assumed in the valuation can impact the liabilities.

Withdrawals : Actual withdrawals proving higher or lower than assumed withdrawals and change of withdrawal rates at subsequent valuations can impact Plan's liability.

iii. **Other long-term employment benefits**

The Company provides leave encashment benefits and leave fair concession to the employees of the Company which can be carried forward to future years. Amount recognised in the Statement of Profit and Loss for compensated absences is as under-

	<u>For the year ended March 31, 2023</u>	<u>For the year ended March 31, 2022</u>
Amount recognised in Statement of Profit and Loss		
Leave encashment	0.70	0.48
Leave fair concession	4.12	0.04
Medical benefits	1.97	2.13

(All amounts are in Rupees crores unless otherwise stated)

46 MATURITY ANALYSIS OF ASSETS AND LIABILITIES

The table below shows an analysis of assets and liabilities analysed according to when they are expected to be recovered or settled.

	As at March 31, 2023			As at March 31, 2022		
	Within 12 months	After 12 months	Total	Within 12 months	After 12 months	Total
I. ASSETS						
(1) Financial Assets						
(a) Cash and cash equivalents	110.38	-	110.38	112.43	-	112.43
(b) Bank Balance other than (a) above	1,891.89	-	1,891.89	648.37	-	648.37
(c) Derivative financial instruments	14.83	-	14.83	2.02	-	2.02
(d) Receivables	38.32	-	38.32	30.52	-	30.52
(e) Loans	63.85	1,735.34	1,799.19	147.97	2,234.62	2,382.59
(f) Investments	399.06	619.91	1,018.97	983.40	700.20	1,683.60
(g) Other Financial assets	4.38	29.49	33.87	19.55	30.38	49.93
Total financial assets	2,522.71	2,384.74	4,907.45	1,944.26	2,965.20	4,909.46
(2) Non-financial Assets						
(a) Investment in subsidiaries	-	1,257.70	1,257.70	-	1,260.09	1,260.09
(b) Equity accounted investees	-	-	-	-	-	-
(c) Current tax assets (Net)	-	31.86	31.86	48.28	-	48.28
(d) Deferred tax Assets (Net)	-	1,739.12	1,739.12	-	1,852.75	1,852.75
(e) Investment Property	-	283.32	283.32	-	271.41	271.41
(f) Property, Plant and Equipment	-	618.24	618.24	-	634.49	634.49
(g) Capital work-in-progress	-	-	-	-	-	-
(h) Other Intangible assets	-	0.26	0.26	-	0.43	0.43
(i) Other non-financial assets	1.62	90.49	92.11	0.22	93.03	93.25
Total non-financial assets	1.62	4,020.99	4,022.61	48.50	4,112.20	4,160.70
Assets held for sale	0.04	-	0.04	0.04	-	0.04
Total assets	2,524.37	6,405.73	8,930.10	1,992.80	7,077.40	9,070.20
II. LIABILITIES AND EQUITY						
LIABILITIES						
(1) Financial Liabilities						
(I) Trade Payables						
(i) total outstanding dues of micro enterprises and small enterprises	-	-	-	-	-	-
(ii) total outstanding dues of creditors other than micro enterprises and small enterprises	62.26	-	62.26	52.85	-	52.85
(b) Debt Securities	250.23	4,340.08	4,590.31	293.29	4,761.18	5,054.47
(c) Borrowings (Other than Debt Securities)	106.62	336.47	443.09	523.32	459.45	982.77
(d) Subordinated Liabilities	-	774.67	774.67	100.00	874.66	974.66
(e) Other financial liabilities	1,223.90	1,126.09	2,349.99	524.61	956.08	1,480.69
Total financial liabilities	1,643.01	6,577.31	8,220.32	1,494.07	7,051.37	8,545.44
(2) Non-Financial Liabilities						
(a) Provisions	2.49	81.19	83.68	2.41	76.90	79.31
(b) Other non-financial liabilities	0.43	(0.43)	-	-	-	-
Total non-financial liabilities	2.92	80.76	83.68	2.41	76.90	79.31
Total Liabilities	1,645.93	6,658.07	8,304.00	1,496.48	7,128.27	8,624.75
Net	878.44	(252.34)	626.10	496.32	(50.87)	445.45

(All amounts are in Rupees crores unless otherwise stated)

47 RELATED PARTY DISCLOSURE

i. Name of the related party and nature of relationship:-

A. Nature of Relationship	Name of the Related Party
Subsidiaries	IFCI Financial Services Ltd. (IFIN) IFCI Venture Capital Funds Ltd. (IVCF) IFCI Infrastructure Development Ltd. (IIDL) IFCI Factors Ltd. (IFL) MPCON Ltd. Stock Holding Corporation of India Ltd. IFIN Commodities Ltd. (indirect control through IFIN) IFIN Credit Ltd. (indirect control through IFIN) IFIN Securities Finance Limited (indirect control through IFIN) IIDL Realtors Pvt. Ltd. (indirect control through IIDL) SHCIL Services Ltd. (indirect control through SHCIL) Stockholding Document Management Services Limited (indirect control through SHCIL) Stock Holding Securities IFCI Limited (SSIL)
Associates *	IFCI Social Foundation Institute of leadership development Associates held for sale - Athena Chattisgarh Power Pvt. Ltd. - Gati Infrastructure Bhasmey Power Pvt. Ltd. - KITCO Ltd. - Nagai Power Pvt. Ltd. - Shiga Energy Private Ltd. - Vadraj Cements Ltd. - Vadraj Energy (Gujarat) Ltd.
Joint venture	IFCI Sycamore Capital Advisors Pvt. Ltd. (under voluntary liquidation)
Trust incorporated for CSR activity	IFCI Social Foundation
Key Managerial Personnel	Shri Manoj Mittal - Managing Director & Chief Executive Officer (w.e.f 12 June 2021) Shri Sunil Kumar Bansal, Dy.Managing Director (upto 13 Sep. 2022) Shri. Prasoon - Chief Financial Officer (w.e.f 16 Sep. 2021) Ms. Priyanka Sharma - Company Secretary (w.e.f. 16 Sep. 2021) Shri Mukesh Kumar Bansal (w.e.f. 02 Feb 2023) Shri Kartikeya Misra (w.e.f. 02 Feb 2023) Prof. Narayanaswamy Balakrishnan (w.e.f. 30 October 2017) Prof. Arvind Sahay (w.e.f. 30 October 2017) Shri Surendra Behera (w.e.f. 09 Nov 2022) Dr. Bhushan Kumar Sinha (upto 06 Jan.23) Ms. Anindita Sinharay (upto 06 Jan. 2023) Shri Arvind Kumar Jain (w.e.f 09 Nov 2022)
Entities under the control of same government	The Company is a Central Public Sector Undertaking (CPSU) controlled directly or indirectly by Central Government. Pursuant to paragraph 25 and 26 of Ind AS 24, entities over which the same government has control or joint control of, or significant influence, then the reporting entity and other entities shall be regarded as related parties. The Company has applied the exemption available for government related entities and have made limited disclosures in the standalone financial statements.

* The accounts of Associates have not been consolidated in the Consolidated Financial Statements for the year ending March 31, 2023. However, the names of the Associates have been disclosed in the related party for meeting the Ind AS requirements.

(All amounts are in Rupees crores unless otherwise stated)

ii. Related party transactions during the year and balance receivable from and payable to related parties as at the balance sheet date:-

Name of related party	Nature of transaction	For the year ended 31 March 2023	For the year ended 31 March 2022
A. Subsidiaries and Associates			
IFCI Financial Services Ltd.	(i) Rent & Maintenance received	1.03	1.04
	(ii) Brokerage/ Professional fee paid	0.05	0.30
	(iii) Depository Services	-	0.01
	(iv) Salaries/ Other Estt. Exp. paid by IFCI for employees posted by IFCI, recovered / recoverable from them	0.23	0.40
	(v) Salary paid/ payable for employees of IFIN, posted on deputation in IFCI	0.11	0.10
IFCI Venture Capital Fund Ltd.	(i) Rent & Maintenance received	1.65	1.65
	(ii) Professional fee received	0.18	0.19
	(iii) Interest paid/payable by IFCI	1.78	1.63
	(iv) Salaries/ Other Estt. Exp. paid by IFCI for employees posted by IFCI, recovered/ recoverable from them	0.67	-
	(v) Salary paid/ payable for employees of IVCF, posted on deputation in IFCI	0.18	-
IFCI Infrastructure Development Ltd.	(i) Dividend Received	-	-
	(ii) Rent & Maintenance received	0.59	1.00
	(iii) Rent & Maintenance paid	-	-
	(iv) Interest paid/ payable by IFCI	8.95	8.95
	(v) Salaries/ Other Estt. Exp. paid by IFCI for employees posted by IFCI, recovered/ recoverable from them	0.55	0.51
	(vi) Salary paid/ payable for employees of IIDL, posted on deputation in IFCI	-	0.10
IFCI Factors Ltd.	(i) Rent & Maintenance received	1.52	2.84
	(ii) Professional fee received	0.06	0.06
	(iii) Salaries/ Other Estt. Exp. paid by IFCI for employees posted by IFCI, recovered/ recoverable from them	0.37	0.47
	(iv) Salary paid/ payable for employees of IFCI Factors, posted on deputation in IFCI	0.27	-
Stock Holding Corporation of India Ltd.	(i) Rent & Maintenance received by IFCI	2.59	2.46
	(ii) Interest paid/ payable by IFCI	2.10	2.10
	(iii) Dividend Received	37.41	30.05
	(iv) Brokerage/ Professional fee paid	0.01	-
	(v) Sitting Fees Received	0.14	0.14
MPCON	(i) Dividend Received	0.93	0.08
	(ii) Brokerage/ Professional fee paid	1.86	0.52
	(iii) Rent received	-	-
	(iv) Salaries/ Other Estt. Exp. paid by IFCI for employees posted by IFCI, recovered/ recoverable from them	0.51	0.48
Stockholding Document Management Services Ltd	(i) Brokerage/ Professional fee paid	0.01	0.01
	(ii) Sitting Fees Received	0.03	-
Stockholding Services Ltd	(i) Sitting Fees Received	0.01	-
	(ii) Advisory & Appraisal Fee received	-	-
Stockholding Securities IFSC Ltd	(i) Sitting Fees Received	0.05	-
	(ii) Advisory & Appraisal Fee received	-	-
KITCO	(i) Sitting Fees Received	0.01	-
IFCI Social Foundation Trust	(i) Contribution for CSR activities	-	-
	(ii) Salaries/ Other Estt. Exp. recovered/ recoverable for employees deputed by IFCI	-	-

(All amounts are in Rupees crores unless otherwise stated)

(Contd.)

Name of related party	Nature of transaction	For the year ended 31 March 2023	For the year ended 31 March 2022
B. Entities under the control of same government			
CEGSSC, GOI	Agency Commission - Credit Guarantee Fund For SC/ST	0.38	0.05
Ministry Of Electronics & Information Technology, GOI	Commission - M Sips	5.05	3.86
Ministry Of Electronics & Information Technology, GOI	Scheme Management Fees -PLI Electronics	3.19	2.00
Ministry Of Electronics & Information Technology, GOI	Agency Fees SPECS	1.98	3.75
Ministry of Chemical & Fertilizer - Department of Pharmaceuticals, GOI	Scheme Management Fee-PLI-Bulk Drugs	1.39	1.66
Ministry of Chemical & Fertilizer - Department of Pharmaceuticals, GOI	Scheme Management Fee-PLI-Medical Devices	2.20	2.00
Ministry of Chemical & Fertilizer - Department of Pharmaceuticals, GOI	Scheme Management Fee-PLI-Bulk Drugs Parks	1.90	1.90
Ministry of Chemical & Fertilizer - Department of Pharmaceuticals, GOI	Scheme Management Fee-PLI-Medical Devices Parks	0.76	0.76
Ministry of Food Processing Industries, GOI	Monitoring Agency Fees	3.39	7.80
Ministry Of Electronics & Information Technology, GOI	Scheme Management Fees -IT Hardware	0.55	3.50
Ministry Of Electronics & Information Technology, GOI	Scheme Management Fees -PLI White Goods	3.00	1.00
Ministry Of Electronics & Information Technology, GOI	Scheme Management Fees -PLI Auto Scheme	2.00	4.00
Ministry Of Electronics & Information Technology, GOI	Scheme Management Fees -PLI ACC Scheme	1.10	0.20
Ministry Of Electronics & Information Technology, GOI	Scheme Management Fees -PLI Textile	5.58	0.42
India Semiconductor Mission	Scheme Management Fees - Semiconductor Fabs Scheme	3.25	-
India Semiconductor Mission	Scheme Management Fees - Display Fabs Scheme	1.00	-
India Semiconductor Mission	Scheme Management Fees - Compound Semiconductor/ATMP/OSAT Scheme	1.38	-
Ministry of Civil Aviation (MOCA)	Scheme Management Fee - Drones and Drone Components	1.40	-
Ministry of Heavy Industries	Scheme Management Fee - FAME II	4.22	-
Deptt for Promotion of Industry & Internal Trade	Scheme Management Fee - PLI Toys	1.00	-
SDF, Ministry Of Consumer Affairs, Food & Public Distribution, GOI	Agency Commission - Sugar Development Fund	9.64	9.15
Steel Authority of India Ltd.	Advisory & Appraisal Fee received	0.06	0.06
Central Government	Interest Income on G Sec	33.13	33.13
State Bank Of India	Rental Income	3.37	1.69
Registrar Of Companies	Rental Income	2.61	2.85
Grid Controller of India Ltd. (earlier POSCO)	Rental Income	6.66	6.27
SBI Life Insurance	Rental Income	0.25	0.25
United India Insurance	Rental Income	0.26	0.26
Canara Bank	Rental Income	0.41	0.39
National Pension System Trust	Rental Income	3.44	2.21
C. Compensation of key managerial personnel			
Short-term employee benefits		1.74	1.58
Post-employment defined benefit		-	-
Compensated absences		0.08	0.11
Share-based payments		-	-
Termination benefits		0.02	0.19
Sitting fees		0.11	0.18

(All amounts are in Rupees crores unless otherwise stated)

D. Outstanding balances of related party

	<u>As at March 31, 2023</u>	<u>As at March 31, 2022</u>
IFCI Venture Capital Fund Ltd.		
- Bonds issued by IFCI	10.00	10.00
- Loans given by IFCI	-	-
IFCI Infrastructure Development Ltd.		
- Bonds issued by IFCI	95.00	95.00
- Bonds/debenture subscribed by IFCI	-	-
IIDL Realtors Pvt. Ltd.	-	-
IFCI Factors Ltd.		
- Bonds/debenture subscribed by IFCI	-	-
Stock Holding Corporation of India Ltd.		
- Bonds issued by IFCI	25.00	25.00
SHCIL Services Ltd.	-	-
Stockholding Document Management Services Limited	-	-
Stock Holding Securities IFCI Limited	-	-
IFCI Financial Services Ltd. (IFIN)	-	-
IFIN Securities Finance Ltd		
- receivable outstanding	-	-
IFIN Commodities Ltd.	-	-
IFIN Credit Ltd.	-	-
MPCON Ltd.	-	-

Terms and conditions

All transactions with these related parties are priced on an arm's length basis.

48 LEASES

A. Lease as lessee

The leases typically run for a period of 11 months, with an option to renew the lease after that period. Lease payments are renegotiated on regular intervals to reflect market rentals.

	<u>For the year ended March 31, 2023</u>	<u>For the year ended March 31, 2022</u>
i. Future minimum lease payments		
At year end, the future minimum lease payments to be made under cancellable operating leases are as follows:		
(a) Not later than one year	0.23	0.25
(b) Later than one year but not later than five years	-	-
(c) Later than five years	-	-
ii. Amounts charged in profit or loss	0.51	0.66

B. Lease as lessor

The Company leases out its building (classified as investment property) on operating lease basis. The leases typically run for a period of 11 months - 7 years, with an option to renew the lease after that period. Lease payments are renegotiated on regular intervals to reflect market rentals.

	<u>For the year ended March 31, 2023</u>	<u>For the year ended March 31, 2022</u>
i. Future minimum lease payments		
At year end, the future minimum lease payments to be made under non-cancellable operating leases are as follows:		
(a) Not later than one year	36.22	33.09
(b) Later than one year but not later than five years	69.97	39.00
(c) Later than five years	22.17	12.19
ii. Amounts recognised in profit or loss	38.28	35.74

(All amounts are in Rupees crores unless otherwise stated)

49 EARNINGS PER SHARE (EPS)

	Units	As at March 31, 2023	As at March 31, 2022
i			
(a) Profit Computation for Equity shareholders			
Net profit as per Statement of Profit & Loss	₹	(287.58)	(1,991.33)
Less: Preference Dividend	₹	-	-
Net profit for Equity Shareholders	₹	(287.58)	(1,991.33)
(b) Weighted Average Number of Equity Shares outstanding	Nos	2,195,928,107	2,102,991,305
ii			
(a) Profit Computation for Equity shareholders (including potential shareholders)			
Net profit as per Statement of Profit & Loss	₹	(287.58)	(1,991.33)
Less: Preference dividend	₹	-	-
Net profit for equity shareholders (including potential shareholders)	₹	(287.58)	(1,991.33)
(b) Weighted Average Number of Equity Shares outstanding *	Nos	2,195,928,107	2,102,991,305
Earnings Per Share (Weighted Average)			
Basic	₹	(1.31)	(9.47)
Diluted	₹	(1.31)	(9.47)

50 OPERATING SEGMENTS

The Board of the Company has been identified as the Chief Operating Decision Maker (CODM) as defined by Ind AS 108, "Operating Segments." The Company's operating segments are established in the manner consistent with the components of the Company that are evaluated regularly by the Chief Operating Decision Maker as defined in 'Ind AS 108 - Operating Segments.' The Company is engaged primarily in the business of financing and there are no separate reportable segments as per Ind AS 108.

a. Information about products and services:

The company deals in only one product i.e. granted loans to corporate customers. Hence, no separate disclosure is required.

b. Information about geographical areas:

The entire sales of the Company are made to customers which are domiciled in India. Also, all the assets of the Company are located in India.

c. Information about major customers (from external customers):

The Company does not earn revenues from the customers which amount to 10 per cent or more of Company's revenues

51 TRANSFERS OF FINANCIAL ASSETS

In the ordinary course of business, the Company enters into transactions that result in the transfer of loans and advances given to customers. In accordance with the accounting policy set out in Note 2, the transferred financial assets continue to be recognised in their entirety or to the extent of the Company's continuing involvement, or are derecognised in their entirety.

The Company transfers financial assets that are not derecognised in their entirety are primarily through the sale of NPA loans to asset reconstruction companies (ARCs).

A. Transferred financial assets that are not derecognised in their entirety

Sale of NPA loans to asset reconstruction companies (ARCs)

Sale of NPA loans to asset reconstruction companies (ARCs) are transactions in which the Company sells loan and advances to an unconsolidated special vehicle and simultaneously purchases the majority portion of security receipts issued by said vehicle. The security receipts are collateralised by the loans purchased by the vehicle and hence the cash flow of the security receipts is dependent on the recovery of purchased loans.

The Company continues to recognise that part of the loans in their entirety against which security receipts have been subscribed by the Company because it retains substantially all of the risks and rewards of ownership w.r.t that part of the transferred loan. The part of loan transferred against which cash consideration is received is derecognised.

The following table sets out the carrying amounts and fair values of one financial asset transferred that is not derecognised in entirety and associated liabilities.

	Carrying amount		Fair value		Net position
	Assets - Loans	Liabilities - Borrowings	Assets - Loans	Liabilities - Borrowings	
Sale of NPA loans to asset reconstruction companies (ARCs)					
As at 31 March 2023	61.30	-	217.40	-	217.40
As at 31 March 2022	49.64	-	150.94	-	150.94

B. Transferred financial assets that are derecognised in their entirety

Sale of NPA loans to asset reconstruction companies (ARCs)

The Company has taken derecognition exemption and de-recognise the loans in their entirety against which security receipts have been subscribed by the Company. The Company has classified said investment in security receipts subsequently measured at fair value through profit and loss.

During the year the Company has recognised a fair value gain/(loss) of ₹ 89.77 crore (₹ 40.98 crore in 2021-22). The fair value gain/(loss) on the security receipts as on 31 March 2023 is ₹ -2.43 crore (31 March 2022 - ₹ -36.83 crore)

The following table sets out the details of the assets that represents the Company's continuing involvement with the transferred assets that are derecognised in their entirety.

(All amounts are in Rupees crores unless otherwise stated)

B. Valuation framework

The respective operational department performs the valuation of financial assets and liabilities required for financial reporting purposes, either externally or internally for every quarterly reporting period. Specific controls for valuation includes verification of observable pricing, review of significant unobservable inputs and valuation adjustments.

The Company measures fair values using the following fair value hierarchy, which reflects the significance of the inputs used in making the measurements.

Level 1: Inputs that are quoted market prices (unadjusted) in active markets for identical assets or liabilities.

Level 2 : The fair value of financial instruments that are not traded in active markets is determined using valuation techniques which maximize the use of observable market data either directly or indirectly, such as quoted prices for similar assets and liabilities in active markets, for substantially the full term of the financial instrument but do not qualify as Level 1 inputs. If all significant inputs required to fair value an instrument are observable the instrument is included in level 2.

Level 3 : If one or more of the significant inputs is not based in observable market data, the instruments is included in level 3. That is, Level 3 inputs incorporate market participants' assumptions about risk and the risk premium required by market participants in order to bear that risk. It develops Level 3 inputs based on the best information available in the circumstances.

The objective of valuation techniques is to arrive at a fair value measurement that reflects the price that would be received to sell the asset or paid to transfer the liability in an orderly transaction between market participants at the measurement date.

The valuation techniques used in measuring Level 2 and Level 3 fair values for financial instruments measured at fair value in the balance sheet, as well as the significant unobservable inputs used.

C. Fair value hierarchy

This section explains the judgements and estimates made in determining the fair values of the financial instruments that are:

Financial assets and liabilities measured at fair value - recurring fair value measurements

As at 31 March 2023	Level 1	Level 2	Level 3	Total
Financial assets:				
Derivative financial instruments	-	14.83	-	14.83
Investments	192.73	228.31	597.93	1,018.97
	<u>192.73</u>	<u>243.14</u>	<u>597.93</u>	<u>1,033.80</u>
Financial liabilities:				
Derivative financial instruments	-	-	-	-
	<u>-</u>	<u>-</u>	<u>-</u>	<u>-</u>

Assets and liabilities which are measured at amortised cost for which fair values are disclosed

As at 31 March 2023	Amortised cost	Level 1	Level 2	Level 3	Total
Financial assets:					
Loans	1,799.19	-	-	1,799.19	1,799.19
	<u>1,799.19</u>	<u>-</u>	<u>-</u>	<u>1,799.19</u>	<u>1,799.19</u>
Financial liabilities:					
Debt securities	4,590.31	-	-	4,590.31	4,590.31
Borrowings (other than debt securities)	443.09	-	443.09	-	443.09
Subordinated liabilities	774.67	-	-	774.67	774.67
	<u>5,808.07</u>	<u>-</u>	<u>443.09</u>	<u>5,364.98</u>	<u>5,808.07</u>

Financial assets and liabilities measured at fair value - recurring fair value measurements

As at 31 March 2022	Level 1	Level 2	Level 3	Total
Financial assets:				
Derivative financial instruments	-	2.02	-	2.02
Investments	777.40	305.02	601.18	1,683.60
	<u>777.40</u>	<u>307.04</u>	<u>601.18</u>	<u>1,685.62</u>
Financial liabilities:				
Derivative financial instruments	-	-	-	-
	<u>-</u>	<u>-</u>	<u>-</u>	<u>-</u>

(All amounts are in Rupees crores unless otherwise stated)

Assets and liabilities which are measured at amortised cost for which fair values are disclosed

As at 31 March 2022	Amortised cost	Level 1	Level 2	Level 3	Total
Financial assets:					
Loans	2,382.59	-	-	2,382.59	2,382.59
Investments	-	-	-	-	-
	<u>2,382.59</u>	<u>-</u>	<u>-</u>	<u>2,382.59</u>	<u>2,382.59</u>
Financial liabilities:					
Debt securities	5,054.47	-	-	5,054.47	5,054.47
Borrowings (other than debt securities)	982.77	-	982.77	-	982.77
Subordinated liabilities	974.66	-	-	974.66	974.66
	<u>7,011.90</u>	<u>-</u>	<u>982.77</u>	<u>6,029.13</u>	<u>7,011.90</u>

Financial instruments valued at carrying value

The respective carrying values of certain on-balance sheet financial instruments approximated their fair value. These financial instruments include cash in hand, balances with other banks, trade receivables, trade payables and certain other financial assets and liabilities. Carrying values were assumed to approximate fair values for these financial instruments as they are short-term in nature and their recorded amounts approximate fair values or are receivable or payable on demand.

Financial instruments measured at fair value and fair value of financial instruments carried at amortised cost

Type	Valuation technique	Significant unobservable input
Unquoted equity securities	Net asset value/Company comparable method/ Discounted cash flow	Weighted average cost of capital/Discount rate
Preference shares	Net asset value/Company comparable method/ Discounted cash flow	Future cash flows, discount rates
Loans	Discounted cash flow	Future cash flows, discount rates
Debt securities	Discounted cash flow	Future cash flows, discount rates
Borrowings (other than debt securities)	Discounted cash flow	Future cash flows, discount rates
Subordinated liabilities	Discounted cash flow	Future cash flows, discount rates

ii) **Level 3 fair values**

Reconciliation of Level 3 fair values

The following table shows a reconciliation from the opening balances to the closing balances for Level 3 fair values:

Particulars	Preference shares at fair value through profit and loss	Equity shares at fair value through other comprehensive income	Equity shares at fair value through other profit and loss
Balance as at 1 April 2022	4.86	-	596.32
Total gain or losses:			
- in profit or loss	-	-	(106.70)
- in OCI	-	-	-
Purchases	-	-	-
Settlement	(0.91)	-	104.36
Transfer to Level 3	-	-	-
Balance as at 31 March 2023	<u>3.95</u>	<u>-</u>	<u>593.98</u>

Total gain or losses for the year in the above table are presented in the statement of profit or loss and OCI as follows :

Particulars	Preference shares at fair value through profit and loss	Equity shares at fair value through other comprehensive income	Equity shares at fair value through other profit and loss
Total gain or losses recognised in profit or loss :			
- Net fair value change from financial instruments carried at fair value	-	-	(106.70)
Total gain or losses recognised in OCI :			
- Fair value reserve (equity instruments) - net change in fair value	-	-	-
Profit or loss - attributable to the change in unrealised gain and losses relating to assets and liabilities held at the end of the year:			
- Net fair value change from financial instruments carried at fair value	0.91	-	(211.06)

(All amounts are in Rupees crores unless otherwise stated)

Particulars	Preference shares at fair value through profit and loss	Equity shares at fair value through other profit and loss
Balance as at 1 April 2021	4.87	586.67
Total gain or losses:		
- in profit or loss	-	(30.83)
Purchases	-	-
Settlement	(0.01)	40.48
Balance as at 31 March 2022	4.86	596.32

Total gain or losses for the year in the above table are presented in the statement of profit or loss and OCI as follows :

Particulars	Preference shares at fair value through profit and loss	Equity shares at fair value through other profit and loss
Total gain or losses recognised in profit or loss :		
- Net fair value change from financial instruments carried at fair value	-	(30.83)
Profit or loss - attributable to the change in unrealised gain and losses relating to assets and liabilities held at the end of the year:		
- Net fair value change from financial instruments carried at fair value	0.01	(71.31)

53 FINANCIAL RISK MANAGEMENT

The company's activities are primarily subjected to credit risk, market risk and operational risk for managing risk management committee exists. The function of the committee is to identify, monitor, manage and mitigate these risks. The company also makes sure that it adheres to internal policies and procedures, complies with the regulatory guidelines and maintains sufficient loan documentation.

With regards to its lending activity, the company has established various limits and restrictions to manage the risks. There are various reports which are prepared and presented to senior management by the risk management committee at regular intervals and on ad-hoc basis which helps in risk monitoring. The company has also set-up procedures to mitigate the risks in case of any breach.

A. Risk management framework

The Company's Board of Directors have overall responsibility for the establishment and oversight of the risk management framework. The board of directors have established the Risk Management and Asset Liability Management Committee of the Directors (RALMCD) which is responsible for developing and monitoring the Company's integrated risk management policies. The RALMCD is assisted in its oversight role by the Risk and Asset Liability Management Committee of Executives (RALMCE). The Integrated Risk Management Department undertakes regular reviews of risk management controls and procedures, the results of which are reported to the RALMCE on monthly basis.

B. Credit risk

Credit risk arises from loans and advances, cash and cash equivalents, investment in debt securities and deposits with banks and financial institutions and any other financial assets.

Credit risk is the risk of financial loss to the Company if a customer or counterparty to a financial instrument fails to meet its contractual obligations, and arises principally from the Company's loans and advances to customers, trade receivables from customers; loans and investments in debt securities.

a) Credit risk management

The Company's exposure to credit risk is influenced mainly by the individual characteristics of each customer/obligor. However, management also considers the factors that may influence the credit risk of its customer base, including the default risk associated with the industry, business specific risk, management risk, transition specific risk and project related risks.

A financial asset is considered 'credit-impaired' when one or more events that have a detrimental impact on the estimated future cash flows of the financial asset have occurred. Evidence that a financial asset is credit-impaired includes the following observable data:

- Significant financial difficulty of the issuer or the borrower
- A breach of contract, such as default
- The lender(s) of the borrower, for economic or contractual reasons relating to the borrower's financial difficulty, having granted to the borrower concession(s) that the lender(s) would not otherwise consider
- It is becoming probable that the borrower will enter bankruptcy or other financial reorganisation
- The disappearance of the active market for that financial asset because of financial difficulties
- Purchase or origination of a financial asset at a deep discount that reflects the incurred credit loss

The risk management committee has established a credit policy under which each new customer is analyzed individually for credit worthiness before the Company's standard payment and delivery terms and conditions are offered. The Company's review includes minimum finalised internal rating, external ratings, if they are available, background verification, financial statements, income tax returns, credit agency information, industry information, etc. Credit limits have been established for each customer and reviewed periodically and modifications are done, as and when required. Any loan exceeding prescribed limits require approval from the respective competent authority.

b) Probability of default (PD)

The Probability of Default (PD) defines the probability that the borrower will default on its obligations in the future. Ind AS 109 requires the use of separate PD for a 12 month duration and lifetime duration based on the stage allocation of the borrower. A PD used for Ind AS 109 should reflect the institution's view of the future and should be unbiased (i.e. it should not include any conservatism or optimism).

To arrive at historical probability of default, transition matrix approach has been applied using IFCI internal obligor ratings.

(All amounts are in Rupees crores unless otherwise stated)

c) Definition of default

Default' has not been defined under Ind AS. An entity shall apply a default definition that is consistent with the definition used for internal credit risk management purposes and consider qualitative indicators when appropriate. A loan is considered as defaulted and therefore Stage-3 (credit impaired) for ECL calculations in the following cases:

- On deterioration of the IFCI internal combined ratings of the borrower to CR-9 or CR-10 (Comparison to be done between origination rating and current rating).
- On asset being classified as NPA as per RBI prudential norms
- On restructuring of assets with impairment in loan value
- On asset being more than 90 days past dues.

d) Exposure at default (EAD)

The exposure at default (EAD) represents the gross carrying amount of the financial instruments which is subject to the impairment calculation.

e) Loss given default (LGD)

LGD is an estimate of the loss from the transaction given that a default occurs. The LGD component of ECL is independent of deterioration of asset quality, and thus applied uniformly across various stages. With respect to loan portfolio, NPA accounts which have originated in past 7 years and have been closed, along with NPA accounts ageing more than 5 years (assumed as closed), have been considered for LGD computation.

f) Significant increase in credit risk

At each reporting date, an entity shall assess whether the credit risk on a financial instrument has increased significantly since initial recognition. When making the assessment, an entity shall use the change in the risk of the default occurring over the expected life of the financial instrument instead of the change in the amount of expected credit loss. To make that assessment, an entity shall compare the risk of a default occurring on the financial instrument as at the reporting date with the risk of a default occurring on the financial instrument as at the date of initial recognition and consider reasonable and supportable information, that is available without undue cost or effort, that is indicative of significant increases in credit risk since initial recognition. An entity may assume that the credit risk on a financial instrument has not increased significantly since initial recognition if the financial instrument is determined to have low credit risk at the reporting date.

For the assessment of the SICR for the loans and advances, the following conditions have been considered:

- Deterioration of the IFCI internal combined ratings of the borrowers by 3 rating grades. (Comparison to be done between origination rating and current rating).
- Deterioration of the ratings of the borrowers from the investment grade to the sub-investment grade.
- On restructuring of assets without impairment in loan value
- On asset overdue beyond 60 days past dues

g) Provision for expected credit losses

The following tables sets out information about the overdue status of loans and advances, loan commitments, financial guarantees, trades receivables and other financial assets to customers in Stages 1, 2 and 3.

	As at March 31, 2023				
	Stage 1	Stage 2	Stage 3	POCI	Total
Loans and advances at amortised cost					
Grade 1-6 : Low-fair risk	79.36	-	-	-	79.36
Grade 7-8 : higher risk	-	100.46	-	-	100.46
Grade 9-10 : Loss	-	-	4,490.79	-	4,490.79
	<u>79.36</u>	<u>100.46</u>	<u>4,490.79</u>	<u>-</u>	<u>4,670.61</u>
Loss allowance	(2.65)	(17.23)	(3,488.22)	-	(3,508.10)
Carrying value	<u>76.71</u>	<u>83.23</u>	<u>1,002.57</u>	<u>-</u>	<u>1,162.51</u>

	As at March 31, 2023				
	Stage 1	Stage 2	Stage 3	POCI	Total
Loans and advances at amortised cost-Greenfield					
Rating - 1 to 6	209.32	-	-	-	209.32
Rating - 7 to 8	-	-	-	-	-
Rating - 9 to 10	-	-	1,561.74	-	1,561.74
	<u>209.32</u>	<u>-</u>	<u>1,561.74</u>	<u>-</u>	<u>1,771.06</u>
Loss allowance	(11.92)	-	(1,122.34)	-	(1,134.26)
Carrying value	<u>197.40</u>	<u>-</u>	<u>439.40</u>	<u>-</u>	<u>636.80</u>

(All amounts are in Rupees crores unless otherwise stated)

Trade receivables at amortised cost

	Lifetime	Credit Impaired	Total
Less than 6 months	30.81	-	30.81
More than 6 months less than 1 year	4.07	0.20	4.27
More than 1 year less than 2years	2.41	0.12	2.53
More Than 2 years less than 3 years	1.03	0.05	1.08
Above 3 years	-	1.50	1.50
	38.32	1.87	40.19
Loss allowance	-	(1.87)	(1.87)
Carrying value	38.32	-	38.32

Other financial assets at amortised cost

	Lifetime	Credit Impaired	Total
Less than 6 months	33.15	-	33.15
More than 6 months less than 1 year	0.67	-	0.67
More than 1 year less than 2years	0.01	-	0.01
More Than 2 years less than 3 years	0.04	0.04	0.08
Above 3 years	-	70.33	70.33
	(33.87)	70.37	104.24
Loss allowance	-	(70.37)	(70.37)
Carrying value	33.87	-	33.87

Investment in debt securities at FVTOCI

	Stage-1	Stage-2	Stage-3	Total
BBB - to AAA	23.59	-	-	23.59
BB- to BB+	-	-	-	-
B- to B+	-	-	-	-
C to CCC+	-	-	-	-
D	-	-	0.00	-
	23.59	-	-	23.59
Loss allowance	(0.02)	-	-	(0.02)
Amortised cost	23.57	-	-	23.57
Fair value	20.68	-	-	20.68

As at March 31, 2023

	Stage 1	Stage 2	Stage 3	POCI	Total
Loan commitments & Financial Guarantee Contracts-Greenfield					
Grade 1-6 : Low-fair risk	5.71	-	-	-	5.71
Grade 7-8 : higher risk	7.57	-	-	-	7.57
Grade 9-10 : Loss	-	-	-	-	-
	13.28	-	-	-	13.28
Loss allowance	(0.59)	-	-	-	(0.59)
Carrying value	12.69	-	-	-	12.69
Loan commitments & Financial Guarantee Contracts-Others					
Grade 1-6 : Low-fair risk	-	-	-	-	-
Grade 7-8 : higher risk	-	-	-	-	-
Grade 9-10 : Loss	45.81	-	-	-	45.81
	45.81	-	-	-	45.81
Loss allowance	(32.89)	-	-	-	(32.89)
Carrying value	12.92	-	-	-	12.92

(All amounts are in Rupees crores unless otherwise stated)

	As at March 31, 2022				
	Stage 1	Stage 2	Stage 3	POCI	Total
Loans and advances at amortised cost					
Grade 1-6 : Low-fair risk	131.17	-	-	-	131.17
Grade 7-8 : higher risk	-	220.50	-	-	220.50
Grade 9-10 : Loss	-	-	5,101.47	-	5,101.47
	<u>131.17</u>	<u>220.50</u>	<u>5,101.47</u>	<u>-</u>	<u>5,453.14</u>
Loss allowance	(4.28)	(39.36)	(3,722.47)	-	(3,766.10)
Carrying value	<u>126.89</u>	<u>181.14</u>	<u>1,379.00</u>	<u>-</u>	<u>1,687.03</u>

	As at March 31, 2022				
	Stage 1	Stage 2	Stage 3	POCI	Total
Loans and advances at amortised cost-Greenfield					
Rating -1 to 6	35.00	-	-	-	35.00
Rating - 7 to 8	-	184.81	-	-	184.81
Rating - 9 to 10	-	-	1,666.96	-	1,666.96
	<u>35.00</u>	<u>184.81</u>	<u>1,666.96</u>	<u>-</u>	<u>1,886.76</u>
Loss allowance	(0.78)	(70.55)	(1,119.87)	-	(1,191.20)
Carrying value	<u>34.22</u>	<u>114.26</u>	<u>547.08</u>	<u>-</u>	<u>695.56</u>

Trade receivables at amortised cost

	Lifetime	Credit Impaired	Total
Less than 6 months	24.91	-	24.91
More than 6 months less than 1 year	2.88	0.13	3.01
More than 1 year less than 2years	1.59	0.07	1.66
More Than 2 years less than 3 years	1.14	0.05	1.19
Above 3 years	-	1.08	1.08
	<u>30.52</u>	<u>1.33</u>	<u>31.85</u>
Loss allowance	-	(1.33)	(1.33)
Carrying value	<u>30.52</u>	<u>-</u>	<u>30.52</u>

Other financial assets at amortised cost

	Lifetime	Credit Impaired	Total
Less than 6 months	49.58	-	49.58
More than 6 months less than 1 year	0.01	-	0.01
More than 1 year less than 2years	0.05	-	0.05
More Than 2 years less than 3 years	0.30	0.01	0.31
Above 3 years	-	70.39	70.39
	<u>49.93</u>	<u>70.41</u>	<u>120.34</u>
Loss allowance	-	(70.41)	(70.41)
Carrying value	<u>49.93</u>	<u>-</u>	<u>49.93</u>

Investment in debt securities at FVTOCI

	Stage-1	Stage-2	Stage-3	Total
BBB - to AAA	631.93	-	-	631.93
BB- to BB+	-	-	-	-
B- to B+	-	-	-	-
C to CCC+	-	-	-	-
D	-	-	0.00	-
	<u>631.93</u>	<u>-</u>	<u>-</u>	<u>631.93</u>
Loss allowance	(0.10)	-	-	(0.10)
Amortised cost	<u>631.83</u>	<u>-</u>	<u>-</u>	<u>631.83</u>
Fair value	<u>627.09</u>	<u>-</u>	<u>-</u>	<u>627.09</u>

(All amounts are in Rupees crores unless otherwise stated)

	As at March 31, 2022				
	Stage 1	Stage 2	Stage 3	POCI	Total
<u>Loan commitments & Financial Guarantee Contracts-Greenfield</u>					
Grade 1-6 : Low-fair risk	5.71	-	-	-	5.71
Grade 7-8 : higher risk	7.57	-	-	-	7.57
Grade 9-10 : Loss	-	-	-	-	-
	<u>13.28</u>	<u>-</u>	<u>-</u>	<u>-</u>	<u>13.28</u>
Loss allowance	(1.01)	-	-	-	(1.01)
Carrying value	<u>12.26</u>	<u>-</u>	<u>-</u>	<u>-</u>	<u>12.26</u>
<u>Loan commitments & Financial Guarantee Contracts-Others</u>					
Grade 1-6 : Low-fair risk	17.15	-	-	-	17.15
Grade 7-8 : higher risk	-	-	-	-	-
Grade 9-10 : Loss	45.81	-	-	-	45.81
	<u>62.96</u>	<u>-</u>	<u>-</u>	<u>-</u>	<u>62.96</u>
Loss allowance	(31.16)	-	-	-	(31.16)
Carrying value	<u>31.80</u>	<u>-</u>	<u>-</u>	<u>-</u>	<u>31.80</u>

- h) **Movements in the allowance for impairment in respect of loans, Investment in debt securities, trade receivables and other financial assets**
The movement in the allowance for impairment in respect of asset on finance, trade receivables and other financial assets is as follows:

Loans and advances at amortised cost

Reconciliation of loss allowance	Loss allowance measured at 12 month expected losses	Loss allowance measured at life-time expected losses		Total
		Financial assets for which credit risk has increased significantly and not credit-impaired	Financial assets for which credit risk has increased significantly and credit-impaired	
Loss allowance on 31 March 2021	32.32	114.01	4,833.02	4,979.35
Transfer to Stage 1	0.00	-	-	-
Transfer to Stage 2	(0.78)	0.78	-	0.00
Transfer to Stage 3	-	28.08	28.09	56.17
Net remeasurement of loss allowance	6.34	(59.39)	315.01	261.96
New financial assets originated or purchased	0.00	-	0.00	-
Financial assets that have been derecognised	(2.44)	(44.12)	(327.45)	(374.01)
Write offs	-	-	(1,126.20)	(1,126.20)
Unwind of discount	-	-	-	-
Changes in risk parameters	-	-	-	-
Loss allowance on 31 March 2022	35.44	39.36	3,722.47	3,797.26
Transfer to Stage 1	0.00	-	-	-
Transfer to Stage 2	-	-	(9.79)	(9.79)
Transfer to Stage 3	-	-	-	-
Net remeasurement of loss allowance	0.98	-6.41	199.65	194.22
New financial assets originated or purchased	0.00	0.00	0.00	-
Financial assets that have been derecognised	(0.30)	(15.70)	(172.39)	(188.39)
Write offs	-	-	(251.70)	(251.70)
Unwind of discount	-	-	-	-
Changes in risk parameters	-	-	-	-
Loss allowance on 31 March 2023	36.12	17.25	3,488.24	3,541.60

The contractual amount outstanding on loans and advances measured at amortised cost that were written off during the year ended 31 March 2022 and are still subject to enforcement activity.

(All amounts are in Rupees crores unless otherwise stated)

Loans and advances at amortised cost- Greenfield

Reconciliation of loss allowance	Loss allowance measured at life-time expected losses			Total
	Loss allowance measured at 12 month expected losses	Financial assets for which credit risk has increased significantly and not credit-impaired	Financial assets for which credit risk has increased significantly and credit-impaired	
Loss allowance on 31 March 2021	16.21	0.00	1,261.27	1,277.48
Transfer to Stage 1	-	-	-	-
Transfer to Stage 2	(2.55)	2.55	-	-
Transfer to Stage 3	-	-	-	-
Net remeasurement of loss allowance	(4.18)	68.00	250.68	314.50
New financial assets originated or purchased	-	-	-	-
Financial assets that have been derecognised	(7.69)	-	(129.59)	(137.29)
Write offs	-	-	(262.48)	(262.48)
Unwind of discount	-	-	-	-
Changes in risk parameters	-	-	-	-
Loss allowance on 31 March 2022	1.80	70.55	1,119.87	1,192.22
Transfer to Stage 1	10.92	(70.55)	-	(59.63)
Transfer to Stage 2	-	-	-	-
Transfer to Stage 3	-	-	-	-
Net remeasurement of loss allowance	(0.78)	0.00	13.52	12.74
New financial assets originated or purchased	-	-	-	-
Financial assets that have been derecognised	-	-	(11.05)	(11.05)
Write offs	-	-	-	-
Unwind of discount	-	-	-	-
Changes in risk parameters	-	-	-	-
Loss allowance on 31 March 2023	11.9373	(0.00)	1,122.34	1,134.28

Investment in Debt securities at FVTOCI

Reconciliation of loss allowance	Loss allowance measured at life-time expected losses			Total
	Loss allowance measured at 12 month expected losses	Financial assets for which credit risk has increased significantly and not credit-impaired	Financial assets for which credit risk has increased significantly and credit-impaired	
Loss allowance on 31 March 2021	0.09	-	50.03	50.12
Transfer to Stage 1	-	-	-	-
Transfer to Stage 2	-	-	-	-
Transfer to Stage 3	-	-	-	-
Net remeasurement of loss allowance	0.01	-	-	0.01
New financial assets originated or purchased	-	-	-	-
Financial assets that have been derecognised	-	-	(50.02)	(50.02)
Write offs	-	-	-	-
Unwind of discount	-	-	-	-
Changes in risk parameters	-	-	-	-
Loss allowance on 31 March 2022	0.10	-	0.01	0.11
Transfer to Stage 1	-	-	-	-
Transfer to Stage 2	-	-	-	-
Transfer to Stage 3	-	-	-	-
Net remeasurement of loss allowance	(0.03)	-	-	(0.03)
New financial assets originated or purchased	-	-	-	-
Financial assets that have been derecognised	-	-	-	-
Write offs	-	-	-	-
Unwind of discount	-	-	-	-
Changes in risk parameters	-	-	-	-
Loss allowance on 31 March 2023	0.07	-	0.01	0.08

(All amounts are in Rupees crores unless otherwise stated)

i) Collateral held and other credit enhancements

Collateral securing each individual loan may not be adequate in relation to the value of the loan. All borrowers must meet the Company's internal credit assessment procedures, regardless of whether the loan is secured. In addition to the collateral stated above, the Company holds other types of collateral such as second charges and floating charges for which specific values are generally not available. The company has internal policies on the acceptability of specific classes of collateral or credit risk mitigation. The principal collateral types for loans and advances are:

- 1 Mortgage of Immovable properties
- 2 Hypothecation of Movable property
- 3 Bank and Government Guarantees
- 4 Pledge of instruments through which promoter's contribution is infused in the project
- 5 Pledge of Promoter Shareholding
- 6 Corporate and Personal Guarantees of Promoters

j) Concentration of risk

The Company monitors Company's credit risk by sector and by geographic location. An analysis of Company's credit risk from loans and advances is shown below.

Loans and advances to customers

	As at March 31, 2023	As at March 31, 2022
Carrying amount		
Concentration by sector		
Corporate:		
Construction Industry	66.96	150.72
Diversified	749.54	750.82
Diversified Infrastructure	571.99	577.20
Iron and Steel	179.05	253.79
Misc. Manufacturing And Other Industries	219.85	249.94
Miscellaneous Food Products	229.93	236.69
Miscellaneous Services	341.27	304.35
Motor Vehicles And Parts	124.13	128.21
NBFC	168.73	168.73
Others	985.76	1,094.78
Power Generation	1263.15	1,328.03
Real Estate	364.45	510.12
Road Construction	759.17	993.16
Ship Building And Repairs	51.25	170.10
Steel Products	126.80	247.56
Textile Products	20.52	20.94
Total	6,223	7,185
Concentration by location		
India	6,223	7,185

Concentration by location for loans and advances is based on the customer's country of domicile.

* Loan amount excludes interest accrued but not due and Stage -3 Income

k) Modified / Restructured loans

When the Company grants concession, for economic or legal reasons related to a borrower's financial difficulties, for other than an insignificant period of time, the related loan is classified as a Troubled Debt Restructuring (TDR). Concessions could include a reduction in the interest rate below current market rates, payment extensions, forgiveness of principal, forbearance or other actions intended to maximize collection. Loans, for which the terms have been modified, and for which the borrower is experiencing financial difficulties, are considered TDRs.

From a risk management point of view, once an asset is forborne or modified, the Company's special department for distressed assets continues to monitor the exposure until it is completely and ultimately derecognised.

A loan that is renegotiated is derecognised if the existing agreement is cancelled and a new agreement is made on substantially different terms or if the terms of the existing agreement are modified such that the renegotiated loan is a substantially different instrument.

Where the renegotiation of such loans are not derecognised, impairment continues to be assessed for significant increases in credit risk compared to the initial origination credit risk rating.

The are were no modified assets which were forborne during the period and accordingly no loss were suffered by the Company.

l) Governance Framework

As required by the RBI Notification no. "DOR (NBFC).CC.PD.No.109/22.10.106/2019-20 dated 13th March 2020, where provision requirement as per extant RBI norms is higher than ECL as computed under IndAS, the provision as per RBI norms shall be adopted, on portfolio basis. Further, in accordance with RBI Guidelines, where impairment allowance under Ind AS 109 is lower than the provisioning required under IRACP (including standard asset provisioning), the difference shall be appropriated from the net profit or loss after tax to a separate 'Impairment Reserve'.

C. Liquidity risk

Liquidity risk is the potential inability to meet the institution's liabilities as they become due. From IFCI perspective, it basically originates from the mismatches in the maturity pattern of assets and liabilities. Analysis of liquidity risk involves the measurement of not only the liquidity position of the

(All amounts are in Rupees crores unless otherwise stated)

institution on an ongoing basis but also examining how funding requirements are likely to be affected under sever but plausible scenarios. Net funding requirements are determined by analysing the institution's future cash flows based on assumptions of the future behaviour of assets and liabilities that are classified into specified time buckets, utilizing the maturity ladder approach and then calculating the cumulative net flows over the time frame for liquidity assessment.

For the present, for measuring and managing net funding requirements, the use of maturity ladder and calculation of cumulative surplus or deficit of funds at selected maturity dates is being utilized as a standard tool.

The ALM format prescribed by RBI in this regard is being utilized for measuring cash flow mismatches in different time bands. The cash flows are placed in different time bands based on projected future behaviour of assets, liabilities and off-balance sheet items. Apart from the above cash flows, the institution would also track the impact of prepayments of loans, premature closure of liabilities and exercise of options built in certain instruments which offer put/call options after specified times. Thus, cash outflows can be ranked by the date on which liabilities fall due, the earliest date a liability holder could exercise an early repayment option or the earliest date contingencies could be crystallized.

The company has initiated an exercise to identify its High Quality Liquid Investments and compute Liquidity Coverage Ratio.

In addition, the Company maintains the following lines of credit:

- ₹ 128.3 crore overdraft facility that is secured. Interest would be payable between 7.75 percent and 8.21 percent.
- ₹ 130 crore facility that is unsecured and can be drawn down to meet short-term financing needs. Interest would be payable at a rate of 9.57 percent (weighted average rate)

Exposure to liquidity risk

The following are the remaining contractual maturities of financial liabilities at the reporting date. The amount are gross and undiscounted, and excludes contractual interest payments and exclude the impact of netting agreements.

As at 31 March 2023	Contractual cash flows									
	Carrying amount	Gross nominal inflow/ (outflow)	1 day to 30 days	1-2 months	2-3 months	3-6 months	6 months- 1 year	1-3 year	3-5 year	More than 5 years
Non - derivative financial liabilities										
Borrowings	443.09	439.26	-	25.00	15.81	25.00	40.81	63.26	61.55	207.83
Debt securities issued	4,590.31	4,051.33	-	-	-	-	250.23	936.09	900.09	1,964.93
Subordinated liabilities	774.67	1,313.30	-	-	-	-	-	662.27	-	651.04
Derivative financial liabilities										
Trading										
- Outflow										
- Inflow										
Risk management:										
- Outflow										
- Inflow	14.83	14.83	14.83							
Non-derivative financial assets										
Loans and advances	1,799.19	6,223.16	2.54	3.54	17.78	14.91	25.08	90.34	63.43	6,005.54
Investment securities	1,018.97	3,652.77	358.58	-	39.24	0.62	0.62	2.48	6.86	3,244.37

As at 31 March 2022	Contractual cash flows									
	Carrying amount	Gross nominal inflow/ (outflow)	1 day to 30 days	1-2 months	2-3 months	3-6 months	6 months- 1 year	1-3 year	3-5 year	More than 5 years
Non - derivative financial liabilities										
Borrowings	982.77	991.50	-	25.00	71.13	281.25	145.94	184.55	59.57	224.06
Debt securities issued	5,054.47	5,054.17	-	-	2.80	53.20	237.29	1,823.59	275.69	2,661.60
Subordinated liabilities	974.66	974.67	-	-	-	100.00	-	100.00	694.67	80.00
Derivative financial liabilities										
Trading										
- Outflow										
- Inflow										
Risk management:										
- Outflow										
- Inflow	2.02	-	-							
Non-derivative financial assets										
Loans and advances	2,382.59	7,185.10	4.65	6.73	22.67	40.76	73.16	155.39	79.34	6,802.40
Investment securities	1,683.60	4,328.52	594.11	298.89	-	89.78	0.62	41.72	3.72	3,299.68

(All amounts are in Rupees crores unless otherwise stated)

Contractual cash flows	As at March 31, 2023	As at March 31, 2022
Other financial assets		
- within 12 months	4.38	19.55
- after 12 months	29.49	30.38
Gross nominal inflow/(outflow)	<u>33.87</u>	<u>49.93</u>
Other financial liabilities		
- within 12 months	1,223.90	524.61
- after 12 months	1,126.09	956.08
Gross nominal inflow/(outflow)	<u>(2,349.99)</u>	<u>(1,480.69)</u>

The inflows/(outflows) disclosed in the above table represents contractual undiscounted cash flows relating to derivative financial liabilities held for risk management purposes and which are not usually closed out before contract maturity. The disclosure shows net cash flow amounts for derivatives that are net cash settled and gross cash inflow and outflow amounts for derivatives that have simultaneous gross settlement.

The interest payments on variable interest rate loans in the table above reflect market forward interest rates at the reporting date and these amounts may change as market interest rates change. The future cash flows on contingent consideration and derivative instruments may be different from the amount in the above table as interest rates and exchange rates or the relevant conditions underlying the contingency change. Except for these financial liabilities, it is not expected that cash flows included in the maturity analysis could occur significantly earlier, or at significantly different amounts.

The table below shows the contractual expiry by maturity of the Company's contingent liabilities and commitments. Each undrawn loan commitment is included in the time band containing the earliest date it can be drawn down.

	On demand	1 day to 30 days	1-2 months	2-3 months	3-6 months	6 months - 1 year	1-3 year	3-5 year	More than 5 years	Total
As at 31 March 2023										
Other undrawn commitments to lend	15.14	-	-	-	-	-	-	-	-	15.14
As at 31 March 2022										
Other undrawn commitments to lend	15.14	-	-	-	-	-	-	-	-	15.14

D. Market risk

Market the risk that the fair value or future cash flows of financial instruments will fluctuate due to changes in market variables such as interest rates, foreign exchange rates and equity prices. In line with regulatory guidelines, the Company classifies exposures to market risk into either Current or Long term portfolios and manages each of those portfolios separately.

The market risk management framework in IFCI comprises risk identification, setting up of limits & triggers, risk measurement, risk monitoring, risk reporting and taking corrective actions where necessitated. It is pertinent to highlight that the details pertaining to threshold investment grade rating, investment limits, approval authority, control mechanism including stop-loss triggers, compliances required, etc. for different treasury products including equity trading have been clearly outlined in the extant Treasury & Investment Policy of IFCI.

(a) Market risk - trading portfolios

The Company does not have any trading portfolios.

(b) Market risk - Non-trading portfolios

(i) Currency risk

The Company is exposed to currency risk to the extent that there is a mismatch between the currencies in which borrowings are denominated and the respective functional currencies of Company. The functional currency for the company is ₹ The currency in which these transactions are primarily denominated is EURO.

Currency risks related to the principal amounts of the Company's EURO bank loans, have been fully hedged using forward contracts that mature on the same dates as the loans are due for repayment.

Generally, borrowings are denominated in currencies that match the cash flows generated by the underlying operations of the Company – primarily ₹ In addition, interest on borrowings is denominated in the currency of the borrowing. This provides an economic hedge without derivatives being entered into and therefore hedge accounting is not applied in these circumstances.

In respect of other monetary assets and liabilities denominated in foreign currencies, the Company's policy is to ensure that its net exposure is kept to an acceptable level by buying or selling foreign currencies at spot rates when necessary to address short-term imbalances.

Exposure to currency risk

The summary quantitative data about the Company's exposure to currency risk as reported to the management is as follows:

Particulars	March 31, 2023		March 31, 2022	
	INR	EURO	INR	EURO
Borrowings	364.25	4.07	372.75	4.43
Net exposure in respect of recognised assets and liabilities	<u>364.25</u>	<u>4.07</u>	<u>372.75</u>	<u>4.43</u>

(All amounts are in Rupees crores unless otherwise stated)

Sensitivity analysis

A reasonably possible strengthening (weakening) of ₹ and EURO against all currencies at 31 March would have affected the measurement of financial instruments denominated in foreign currency and affected equity and profit or loss by the amounts shown below. This analysis assumes that all other variables, in particular interest rates, remain constant and ignores any impact of forecast sales and purchases.

	Profit or loss		Equity, net of tax	
	Strengthening	Weakening	Strengthening	Weakening
31 March 2023				
EURO (10% movement)	36.43	(37.28)	23.70	(24.25)
31 March 2022				
EURO (10% movement)	37.28	(42.48)	24.25	(27.64)

(ii) Interest rate risk

The Company makes attempts to minimize the gap between floating rate liabilities and floating rate assets, in order to minimize interest rate risk. This is achieved by way of borrowings at a floating rate and lending at rates linked to IFCI benchmark rate, which in turn is linked to, among others, its cost of borrowings. Further, analysis of impact of change in market rates of interest is carried out on a periodic basis, to understand impact on Net Interest Income of IFCI and Market Value of Equity of IFCI. In line with extant regulatory guidelines, Interest rate Sensitivity statement is prepared on a monthly basis and analysed to understand gaps in various time buckets.

Exposure to interest rate risk

The interest rate profile of the Company's interest-bearing financial instruments as reported to the management is as follows:

Particulars	As at	As at
	March 31, 2023	March 31, 2022
Fixed rate instruments		
Financial assets	-	-
Financial liabilities	5,364.98	6,029.13
Variable rate instruments		
Financial assets	1,799.19	2,382.59
Financial liabilities	443.09	982.77

Fair value sensitivity analysis for fixed rate instruments

A reasonably possible change of 100 basis points in interest rate at the reporting date would have no impact in statement of profit and loss. This would have an impact on the fair value at the reporting dates. This analysis assumes that all other variables, in particular foreign currency exchange rates, remain constant.

Cash flow sensitivity analysis for variable rate instruments

A reasonably possible change of 100 basis points in interest rate at the reporting date would have increased or decreased equity and profit or loss by the amounts shown below. This analysis assumes that all other variables, in particular foreign currency exchange rates, remain constant.

	Profit or loss		Equity, net of tax	
	100 bp increase	100 bp decrease	100 bp increase	100 bp decrease
31 March 2023				
Variable rate instruments	4.43	(4.43)	2.88	(2.88)
Cash flow sensitivity (net)				
31 March 2022				
Variable rate instruments	9.83	(9.83)	6.39	(6.39)
Cash flow sensitivity (net)				

(iii) Equity price risk

Equity price risk is the risk that the fair value of equities declines as a result of changes in the level of equity indices and market price of individual stocks. The non-trading equity price risk exposure arises from equity securities classified at Fair Value. The equity price risk same is more applicable to securities held for the purpose of trading. As the Company focuses on long term investments and current investments are kept low (investments held for trading purposes), IFCI may not be exposed to significant equity price risk.

54 CAPITAL MANAGEMENT

The basic approach of capital adequacy framework is that, a financial institution should have sufficient capital to absorb shocks on account of any unexpected losses arising from the risks in its business.

As per RBI guidelines, IFCI as a Government owned NBFC-ND-SI is required to maintain a minimum capital to risk weighted asset ratio. Capital management entails optimal utilization of scarce capital to meet extant regulatory capital requirements. IFCI has put in place an appropriate Risk Appetite framework and computes its capital requirements and adequacy as per extant regulatory guidelines.

(All amounts are in Rupees crores unless otherwise stated)

i. Regulatory capital

The Company's regulatory capital consists of the sum of the following elements :

- Common equity Tier 1 (CET1) capital, which includes ordinary share capital, related share premiums, retained earnings and reserves after adjustment for dividend declared and deduction for goodwill, intangible assets and other regulatory adjustments relating to items that are not included in equity but are treated differently for capital adequacy purposes.
- Tier 2 capital, which includes preference shares, qualifying subordinated liabilities and any excess of impairment over expected losses.

	As at March 31, 2023	As at March 31, 2022
Common equity Tier 1 (CET1) capital	(2,596.49)	(2,874.44)
Tier 2 capital instruments	14.57	5.06
Total regulatory capital	(2,581.92)	(2,869.38)
Risk weighted assets	3,653.84	4,424.67
CRAR (%)	-70.66%	-64.96%
CRAR -Tier I Capital (%)	-71.06%	0.11%
CRAR -Tier II Capital (%)	0.40%	-64.85%

For the purpose of calculation of Net Owned Funds, DTA has been considered net of MAT credit entitlement.

* As required by the RBI Notification no. "DOR (NBFC).CC.PD.No.109/22.10.106/2019-20 dated 13th March 2020 in respect of Implementation of Indian Accounting Standard(IndAS) in NBFC, the company has appropriated the difference between the impairment allowance under Ind AS 109 and the provisioning required under RBI Prudential (IRACP) Norms (including standard assets provisioning), a sum of ₹ 34.54 crore has been taken to "Impairment Reserve".

ii. Capital allocation

The amount of capital allocated to each operation or activity is undertaken with the objective of minimisation of return on the risk adjusted capital. Allocation of capital is to various lines of business basis annual business plan drawn at the beginning of the year. Various consideration for allocating capital include synergies with existing operations and activities, availability of management and other resources, and benefit of the activity with the company's long term strategic objectives.

55 The following additional information is disclosed in terms of RBI Circulars applicable to Non-Banking Financial Companies. Ind AS adjustments have not been made in these disclosures unless specifically stated :

(i) The company is registered with Securities and Exchange Board of India as debenture trustee having registration code i.e. "IND000000002".

(ii) "There are no penalties imposed by RBI and other regulator during the year ended March 31, 2023. However, the Stock Exchanges had been imposing fines for non-compliance with the provisions of the SEBI (Listing Obligations & Disclosure Requirements) Regulations 2015, relating to composition of the Board of Directors and Committees namely Audit Committee, Nomination and Remuneration Committee, Stakeholders' Relationship Committee and Risk Management Committee, in the absence of Independent Directors on the Board of IFCI.

In response to the fines levied by the Stock Exchanges, it was submitted that being a Government Company, the power to appoint Independent Directors on the Board of IFCI Limited, vests with the Department of Financial Services, being the Administrative Ministry in charge. Once the Independent Directors are appointed, the Committees will be reconstituted as per the applicable regulatory provisions and the Stock Exchanges were requested not to impose fine or to take any action on the Company.

Considering our submissions, BSE had waived the fines imposed for the above said non-compliances for the period ended upto December 31, 2020, except for an amount of ₹ 1,82,000 for Regulation 20 w.r.t. composition of Stakeholders' Relationship Committee for the period ended June 30, 2020. No corresponding waiver has been granted by NSE yet. However, NSE had replied that waiver application can be placed only after the Company complies with the corresponding Regulations of SEBI Listing Regulations and advised IFCI to first appoint Directors as required to comply with applicable Regulations and subsequently apply for the waiver application.

As on date, the total consolidated outstanding fines imposed by the Stock Exchanges is ₹ 3,47,47,740/-(inclusive of applicable taxes) for the quarters ended September 2018 to March 2023."

(iii) Ratings assigned by credit rating agencies and migration of ratings during the year ended 31 March, 2023 are as under:

Long Term (Bonds/NCDs/Term Loans)

Ratings by	March 31, 2023	March 31, 2022
ICRA	ICRA B+ w.e.f 17/08/2022	ICRA B+ w.e.f 26/11/2021
CARE	CARE BB w.e.f 06/07/2022	CARE BB w.e.f 13/08/2021
Brickwork	BWR B+ w.e.f 04/10/2022	BWR BB w.e.f 24/08/2021

Short Term (Commercial Paper/Short term borrowings)

Ratings by	March 31, 2023	March 31, 2022
ICRA	ICRA A4 w.e.f 17/08/2022	ICRA A4 w.e.f 26/11/2021
Brickwork	BWR A4 w.e.f 04/10/2022	BWR A4+ w.e.f 24/08/2021

(All amounts are in Rupees crores unless otherwise stated)

For Structured Secured NCD

Ratings by	March 31, 2023	March 31, 2022
CARE	Withdrawn*	CARE BB+ w.e.f. 13/08/2021
Brickwork	Withdrawn*	BWR BB+ w.e.f. 24/08/2021

Subordinate Bonds

Ratings by	March 31, 2023	March 31, 2022
ICRA	ICRA B+ w.e.f. 17/08/2022	ICRA B+ w.e.f. 26/11/2021
CARE	CARE BB w.e.f. 06/07/2022	CARE BB w.e.f. 24/08/2021
Brickwork	BWR B+ w.e.f. 04/10/2022	BWR BB w.e.f. 13/08/2021

(iv) Disclosures relating to Customer Complaints

Particulars	March 31, 2023	March 31, 2022
a) No. of complaints pending at the beginning of the period	-	-
b) No. of complaints received during the period	8,648	1,830
c) No. of complaints redressed during the period	8,648	1,830
d) No. of complaints pending at the end of the period	-	-

(v) Capital to Risk Assets Ratio (CRAR)

Particulars	March 31, 2023	March 31, 2022
(a) Capital to Risk Assets Ratio (CRAR)	-70.66%	-64.85%
(i) Core CRAR	-71.06%	-64.96%
(ii) Supplementary CRAR	0.40%	0.11%
(b) Subordinated debt raised, outstanding as Tier II Capital (₹ crore)	0.00	0.00
(c) Risk-weighted assets (₹ crore):		
(i) On-Balance Sheet Items	3,535.33	4,288.88
(ii) Off-Balance Sheet Items	118.51	135.79

(vi) Loans and advances availed, inclusive of interest accrued thereon but not paid

Particulars	As on 31/03/2023		As on 31/03/2022	
	Outstanding	Overdue	Outstanding	Overdue
(a) Debentures:				
(i) Secured	1,283.35	-	1,283.35	-
(ii) Unsecured	-	-	-	-
(b) Deferred Credits	-	-	-	-
(c) Term Loans	75.00	-	618.55	-
(d) Inter Corporate loans & borrowing	-	-	-	-
(e) CBLO/ Commercial Paper	3.85	-	-	-
(f) Other Loans (incl. FC Loan)	364.25	-	372.75	-
(g) Funds placed with IFCI	-	-	-	-
(h) Bonds	4,081.62	-	4,745.79	-

The Company has not defaulted in repayment of dues to any financial institution or bank or bond/ debenture holders.

(vii) Investor group wise classification of all investments (Current & Long Term) in shares and securities (both Quoted & Unquoted)

Category	March 31, 2023		March 31, 2022	
	Market/Break-up/ Fair Value/ NAV	Book Value (Cost)	Market/Break-up/ Fair Value/ NAV	Book Value
Related Parties				
(a) Subsidiaries	3,941.68	1,546.41	3,734.66	1,546.41
(b) Companies in same group	7.41	0.04	8.42	0.04
(c) Joint Venture	-	0.01	-	0.01
(d) Other than Related Parties	1,327.37	2,106.30	1,923.14	2,782.38
Total	5,276.46	3,652.76	5,666.22	4,328.84

(All amounts are in Rupees crores unless otherwise stated)

(viii) Details of investment and movement in provision :

Particulars	March 31, 2023	March 31, 2022
A) Value of Investment in India		
Provisions for Depreciation		
Net Value of Investments		
B) Movement of provisions held towards depreciation on investments		N.A. (Under Ind AS, investments have to be fair valued, hence not applicable)
(i) Opening balance		
(ii) Add : Provisions made during the year		
(iii) Less : Write-off / write-back of excess provisions during the year		
(iv) Closing balance		

(ix) Particulars	March 31, 2023	March 31, 2022
Leased Assets and stock on hire and other assets counting towards Loan activities	-	-

(x) Borrower group-wise classification of assets financed:

Category	March 31, 2023	March 31, 2022
1 Related Parties		
(a) Subsidiaries	-	-
(b) Companies in same group	-	-
2 Other than Related Parties	1,972.70	2,726.62
Total	1,972.70	2,726.62

Amount is net of provision against non-performing and standard restructured assets

(xi) Details of Single Borrower Limit - exceeded by the NBFC on the basis of Gross Exposure

Concern Name	March 31, 2023						March 31, 2022					
	Loan Total Outstanding (₹ Crore)	% of Owned Fund	Investment Outstanding (₹ Crore)	% of Owned Fund	Total Exposure (₹ Crore)	% of OF	Loan Total Outstanding (₹ Crore)	% of Owned Fund	Investment Outstanding (₹ Crore)	% of Owned Fund	Total Exposure (₹ Crore)	% of OF
PIONEER GAS POWER LIMITED (PGPL)	434.73	124	0.00	0	434.73	124%	383.64	109	0.00	0	394.73	112%
VIDEOCON INDUSTRIES LTD	367.19	104	0.00	0	367.19	104%	298.72	85	5.91	2	304.63	87%
JAIPRAKASH ASSOCIATES LIMITED	242.23	69	0.00	0	242.23	69%	0.00	0	208.10	59	208.10	59%
COASTAL ENERGEN PRIVATE LTD	184.81	53	0.00	0	184.81	53%	92.71	26	0.00	0	190.53	54%
SHIGA ENERGY PRIVATE LIMITED	186.46	53	0.00	0	186.46	53%	176.51	50	0.00	0	176.51	50%
HPCL MITTAL ENERGY LTD	168.73	48	0.00	0	168.73	48%	166.04	47	0.00	0	166.04	47%
KISHANGARH GULABPURA TOLLWAY LIMITED	151.60	43	0.00	0	151.60	43%	150.12	43	150.94	43	150.94	43%
HINDUSTAN CONSTRUCTION CO. LTD	150.12	43	0.00	0	150.12	43%	147.21	42	0.00	0	147.21	42%
SUPERTECH LIMITED	147.21	42	0.00	0	147.21	42%	145.00	41	0.00	0	145.00	41%
EMC LTD.	142.21	40	0.00	0	142.21	40%	135.81	39	0.00	0	135.81	39%
SREI INFRASTRUCTURE FINANCE LIMITED (SIFL)	135.81	39	0.00	0	135.81	39%	135.05	38	0.00	0	135.05	38%
BARWA ADDA EXPRESSWAY LIMITED	126.58	36	0.00	0	126.58	36%	125.00	36	0.00	0	125.00	36%
MADHUCON INFRA LTD. (MIL)	125.00	36	0.00	0	125.00	36%	124.99	36	0.00	0	124.99	36%
EARC TRUST -SC 285 ADHUNIK POWER	123.22	35	123.22	35	123.22	35%	0.00	0	0.00	0	0.00	0%
JAYPEE INFRATECH LIMITED	120.77	34	0.00	0	120.77	34%	91.00	26	0.00	0	117.92	34%
RELIANCE NAVAL AND ENGINEERING LIMITED	91.00	26	0.00	0	117.92	34%	114.77	33	0.00	0	114.77	33%
PAN INDIA NETWORK LIMITED	114.77	33	0.00	0	114.77	33%	113.91	32	0.00	0	113.91	32%
SEYA INDUSTRIES LIMITED	113.91	32	0.00	0	113.91	32%						
GRAN ELECTRONICS PRIVATE LIMITED												
RELIANCE COMMUNICATIONS LTD												
UTTAM GALVA METALLICS LIMITED												
IVRCL INDORE GUJARAT TOLLWAYS LIMITED												
IVRCL CHENGAPALLI TOLLWAYS LIMITED												
GUJARAT STATE PETROLEUM CORPORATION												
BS LIMITED												
FUTURE BRANDS LIMITED												
SHIV VANI OIL AND GAS EXPLORATION LTD												
RELIANCE MARINE AND OFFSHORE LTD												

(All amounts are in Rupees crores unless otherwise stated)

(Contd.)

Concern Name	March 31, 2023						March 31, 2022					
	Loan Total Outstanding (₹ Crore)	% of Owned Fund	Investment Outstanding (₹ Crore)	% of Owned Fund	Total Exposure (₹ Crore)	% of OF	Loan Total Outstanding (₹ Crore)	% of Owned Fund	Investment Outstanding (₹ Crore)	% of Owned Fund	Total Exposure (₹ Crore)	% of OF
ANIL LIMITED							113.58	32	0.00	0	113.58	32%
CLEARING CORPORATION OF INDIA LTD							0.00	0	121.60	35	122.00	35%
EARC TRUST SC 242 - LUXORA INFRASTRUCTURE							0.00	0	107.31	30	107.31	30%
MARUTI CLEAN COAL & POWER LIMITED							103.52	29	0.00	0	103.52	29%
IL&FS ENERGY DEVELOPMENT COMPANY LIMITED							100.00	28	0.00	0	100.00	28%
AMTEK AUTO LTD.							96.30	27	0.71	0	97.01	28%
BILTECH BUILDING ELEMENTS LIMITED							94.84	27	0.00	0	94.84	27%
KWALITY LIMITED							93.80	27	0.00	0	93.80	27%
KUNDLI MANESAR EXPRESSWAY LTD							92.09	26	0.00	0	93.50	27%
LIZ TRADERS AND AGENT'S PRIVATE LIMITED							91.41	26	0.00	0	91.41	26%
UFLEX LTD							88.73	25	0.00	0	88.73	25%
NORTH EASTERN DEV. FIN. CORPN. LTD							0.00	0	86.62	25	87.00	25%
SURANA INDUSTRIES LTD.							83.51	24	0.00	0	83.51	24%
KHED SINNAR EXPRESSWAY LIMITED							78.21	22	0.00	0	78.21	22%
C&C PROJECTS LIMITED							75.90	22	0.00	0	75.90	22%
ASIAN COLOUR COATED ISPAT LIMITED							72.14	20	0.00	0	72.14	20%
GUJARAT STATE INVESTMENTS LIMITED (SERIES 4 DEBENTURE) [9.45] 28-SEP-22							0.00	0	71.35	20	71.35	20%
VCF FOR SCS-IFCI VENTURE CAPITAL FUNDS LTD							0.00	0	74.97	21	74.97	21%
SHIRPUR GOLD REFINERY LIMITED							65.00	18	0.00	0	65.00	18%
KALPATARU LIMITED							60.00	17	0.00	0	60.00	17%
ARCOTECH LIMITED							59.21	17	0.00	0	59.21	17%
EXACT DEVELOPERS & PROMOTERS PRIVATE LIMITED							53.00	15	0.00	0	59.00	17%
ANSAL HOUSING & CONSTRUCTION LTD							57.57	16	0.00	0	58.33	17%
RAINBOW PAPERS LIMITED							52.86	15	0.00	0	52.86	15%
HEERA CONSTRUCTION COMPANY PVT. LTD.							48.25	14	0.00	0	48.25	14%

*For the computation of single borrower limit, "Tier I Capital" is considered as at the end of immediate preceding previous year. As on March 31, 2022 "Tier I Capital" of IFCI stood at (-) ₹ 2,874 crore, hence there are breaches in single borrower limits.

(xii) Details of Group Borrower Limit - exceeded by the NBFC on the basis of Gross Exposure

Group Name	March 31, 2023						March 31, 2022					
	Loan Total Outstanding (₹ Crore)	% of Owned Fund	Investment Outstanding (₹ Crore)	% of Owned Fund	Total Exposure (₹ Crore)	% of OF	Loan Total Outstanding (₹ Crore)	% of Owned Fund	Investment Outstanding (₹ Crore)	% of Owned Fund	Total Exposure (₹ Crore)	% of OF
JAIPRAKASH							545.76	155.10	-	-	545.76	155.10
VIDEOCON							530.54	150.77	-	-	530.54	150.77
ANIL DHIRUBHAI AMBANI GROUP							399.37	113.49	-	-	399.37	113.49
IL&FS							381.58	108.44	-	-	381.58	108.44
ESSEL							315.99	89.80	-	-	317.40	90.20
EARC							-	-	286.75	81.49	286.75	81.49
IVRCL							249.99	71.04	-	-	249.99	71.04
MADHUCON							164.90	46.86	-	-	164.90	46.86
FUTURE							123.85	35.20	-	-	123.85	35.20
FLEX							131.45	37.35	-	-	131.45	37.35
AMTEK GROUP							128.12	36.41	0.71	0.20	128.83	36.61
SHIV VANI							114.86	32.64	-	-	114.86	32.64

*For the computation of group borrower limit, "Tier I Capital" is considered as at the end of immediate preceding previous year. As on March 31, 2022 "Tier I Capital" of IFCI stood at (-) ₹ 2,874 crore, hence there are breaches in group borrower limits.

(All amounts are in Rupees crores unless otherwise stated)

(xiii) Concentration of Advances

	March 31, 2023	March 31, 2022
Total Advances to top twenty largest borrowers / customers	3,913.25	3,754.58
Percentage of Advances to twenty largest borrowers / customers to Total Exposure of the NBFC on borrowers / customers	33.74%	22.95%

*for the computation of percentage, total exposure as at the end of immediate preceding previous year is considered.

(xiv) Concentration of Exposures

	March 31, 2023	March 31, 2022
Total Exposure to top twenty largest borrowers / customers	4,020.39	4,197.78
Percentage of Exposures to top twenty largest borrowers / customers to Total Exposure of the NBFC on borrowers / customers	34.67%	25.65%

*for the computation of percentage, total exposure as at the end of immediate preceding previous year is considered.

(xv) Concentration of NPAs

	March 31, 2023	March 31, 2022
Total Exposure to top Four NPA Accounts	1499.82(12.93%)	1501.27(9.17%)

*for the computation of percentage, total exposure as at the end of immediate preceding previous year is considered.

(xvi) Status of Non-Performing Assets

Particulars	March 31, 2023	March 31, 2022
1 Gross Non-Performing Assets		
(a) Related Parties	-	-
(b) Other than Related parties	5749.06	6,514.89
2 Net Non-Performing Assets		
(a) Related Parties	-	-
(b) Other than Related parties	1499.18	2,057.99
Assets acquired in satisfaction of debt	17.50	-

(xvii) Movement of NPA :

Particulars	March 31, 2023	March 31, 2022
(i) Net NPAs to Net Advances (%)	76.00%	75.43%
(ii) Movement of NPAs (Gross)		
(a) Opening balance	6514.90	7,801.01
(b) Additions during the year	34.91	379.38
(c) Reductions during the year	800.75	1,665.49
(i) Upgradation	0	0.00
(ii) Recoveries (excluding recoveries made from upgraded accounts)	536.88	803.99
(iii) Technical/Prudentail Write offs	145.03	595.54
(iv) Write off other than those under (iii) above	118.84	265.96
(d) Closing balance	5,749.06	6,514.90
(iii) Movement of Net NPAs		
(a) Opening balance	2057.99	2,816.73
(b) Additions during the year	0.00	323.89
(c) Reductions during the year	558.81	1,082.63
(d) Closing balance	1499.18	2,057.99
(iv) Movement of provisions for NPAs (excluding provisions on standard assets)		
(a) Opening balance	4,456.91	4,984.30
(b) Provisions made during the year	409.72	595.03
(c) Write-off / write-back of excess provisions	616.75	1,122.42
(d) Closing Balance	4,249.88	4,456.91

(All amounts are in Rupees crores unless otherwise stated)

NPA Recovery

	<u>Total (₹ Crores)</u>	<u>Total (₹ Crores)</u>
Recovery as per NPA ledger movement (A)	536.88	803.99
Memo Recovery (B)	195.70	390.76
Recovery from cases which were standard during the FY but NPA as on closing	0.00	71.19
Closing Balance as at March 31	732.58*	1123.56**

* includes recovery of ₹ 92.34 crore in form of SR

** ₹ 161.10 crore was additionally recovered from sale of SRs in the case of EARC Trust SC -241 – Tilaknagar Industries Ltd.

Movement of Technical Write offs

Particulars	March 31, 2023	March 31, 2022
Opening balance of Technical/Prudential Write off as at April 01	5,370.69	4,863.62
Add: Technical/Prudential write offs during the year	118.86	595.54
Less: Reduction on account of recovery/account close	160.23	88.47
Closing balance as at March 31	5,329.32	5,370.69

xviii) Sector-Wise NPA

Sector	% of NPAs to Total Advances	
	March 31, 2023	March 31, 2022
1 Agriculture and Allied Activities	-	-
2 MSME	-	-
3 Corporate Borrowers	92.39%	90.67%
4 Services	-	-
5 Unsecured Personal Loans	-	-
6 Auto Loans	-	-
7 Other personal loans	-	-

(xix) Provisions and contingencies made during the year

Break up of Provisions and Contingencies	March 31, 2023	March 31, 2022
Provisions for depreciation on Investment	0	0
Provision towards NPA	-207.02	-527.4
Provision made towards Income tax	-	-
Provision for Standard Assets	-2.42	-17.76
Provision against trade receivables and other advances	0	0

(xx) Exposure to Real Estate Sector

Category	March 31, 2023	March 31, 2022
a) Direct Exposure		
(i) Residential Mortgages- Lending fully secured by mortgages on residential property that is or will be occupied by the borrower or that is rented (Individual housing loans up to ₹ 15 lakh may be shown separately)	-	-
(ii) Commercial Real Estate- Lending secured by mortgages on commercial real estate (office building, retail space, multipurpose commercial premises, multi-family residential buildings, multi-tenanted commercial premises, industrial or warehouse space, hotels, land acquisition, development and construction, etc.). Exposure would also include non-fund based (NFB) limits	364.45	520.60
(iii) Investments in Mortgage Backed Securities (MBS) and other securitised exposures:	-	-
b) Indirect Exposure		
Fund based and non-fund based exposures on National Housing Bank (NHB) and Housing Finance Companies (HFCs).	-	-

(All amounts are in Rupees crores unless otherwise stated)

(xxi) Exposure to Capital Market

Particulars	March 31, 2023	March 31, 2022
(i) direct investment in equity shares, convertible bonds, convertible debentures and units of equity-oriented mutual funds the corpus of which is not exclusively invested in corporate debt;	2745.55	2822.83
(ii) advances against shares / bonds / debentures or other securities or on clean basis to individuals for investment in shares (including IPOs / ESOPs), convertible bonds, convertible debentures, and units of equity-oriented mutual funds;	0.00	-
(iii) advances for any other purposes where shares or convertible bonds or convertible debentures or units of equity oriented mutual funds are taken as primary security;	484.97	485.12
(iv) advances for any other purposes to the extent secured by the collateral security of shares or convertible bonds or convertible debentures or units of equity oriented mutual funds i.e. where the primary security other than shares / convertible bonds/ convertible debentures / units of equity oriented mutual funds does not fully cover the advances;	0.00	0.00
(v) secured and unsecured advances to stockbrokers and guarantees issued on behalf of stockbrokers and market makers;	0.00	0.00
(vi) loans sanctioned to corporates against the security of shares / bonds / debentures or other securities or on clean basis for meeting promoter's contribution to the equity of new companies in anticipation of raising resources;	-	-
(vii) bridge loans to companies against expected equity flows / issues;	50.11	50.11
(viii) Underwriting commitments taken up by the NBFCs in respect of primary issue of shares or convertible bonds or convertible debentures or units if equity oriented mutual funds;	-	-
(ix) Financing to stockbrokers for margin trading		
(x) All exposures to Alternate Investment Funds:		
(i) Category I	104.71	104.45
(ii) Category II		
(iii) Category III		
Total Exposure to Capital Market	3,385.34	3,412.40

(xxii) Assets sold to Securitization Company/ Reconstruction Company (SC/ RC):

Particulars	March 31, 2023	March 31, 2022
1 Number of Accounts	3	5**
2 Aggregate outstanding of accounts sold to SC/ RC	319.02	679.18
3 Aggregate consideration	189.64*	288.57
4 Additional consideration realized in respect of accounts transferred in earlier years	73.89	96.26
5 Aggregate gain/ (loss) over net book value	189.64*	75.58

* includes SR recovery of ₹ 92.34 cr

**Includes sale of one Security Receipt.

Particulars	March 31, 2023	March 31, 2022
Assignment transactions undertaken	-	-

(xxiv) Details of Non-performing financial assets purchased:

Particulars	March 31, 2023	March 31, 2022
Number of accounts purchased during the year	-	-
Aggregate Outstanding (₹ crore)	-	-
Of the above number of accounts restructured during the year	-	-
Aggregate Outstanding (₹ crore)	-	-

(xxv) Non-performing financial assets sold to other than SC/RC

Particulars	March 31, 2023	March 31, 2022
Non-performing financial assets sold to other than SC/RC	-	-

Particulars	March 31, 2023	March 31, 2022
Exchange traded interest rate (IR) derivatives	-	-

Particulars	March 31, 2023	March 31, 2022
Details of Forward rate agreement/ interest rate swap	-	-

(All amounts are in Rupees crores unless otherwise stated)

(xxviii) Quantitative Disclosures:

Particulars	March 31, 2023	March 31, 2022
(i) Currency Derivatives - Hedging Marked to Market Position	364.20	370.57
a) Assets	13.08	-0.94
b) Liability	-5.32	-0.02
(ii) Interest Rate Derivatives	-	-

(xxix) Disclosures on Flexible Structuring of Existing Loans

Financial Year	No. of Borrowers taken up for Flexible Structuring	Amount of Loans Taken up for flexible Structuring		Exposure weighted average duration of Loans taken up for Flexible Structuring	
		Classified as Standard	Classified As NPA	Before Applying Flexible Structure	After Applying Flexible Structuring
(i) FY 2022-23	-	-	-	-	-
(ii) FY 2021-22	-	-	-	-	-

(xxx) Disclosures on Change in Ownership of Projects under Implementation (Accounts which are currently under the stand-still period).

Particulars	Amount Outstanding as on the reporting date		
	Classified as Standard	Classified as Standard Restructured	Classified as NPA
No. of Project Loan Accounts where Banks have decided to effect change in ownership	-	-	-

(xxxi) Disclosures on the Scheme for Sustainable Structuring of Stressed Assets (S4A) as on 31st March, 2023

	No. of Accounts where S4A has been applied	Aggregate amount outstanding	Amount Outstanding		Provision Held
			In Part A	In Part B	
FY 2022-23					
(i) Classified as Standard	0	0	0	0	0.00
(ii) Classified as NPA	0	0	0	0	0.00
FY 2021-22					
(i) Classified as Standard	0	0	0	0	0.00
(ii) Classified as NPA	2	97.92	51.4	46.52	78.45

(xxxiii) Disclosures on Change in Ownership outside SDR Scheme (accounts which are currently under the stand-still period)

Financial Year	No. of Accounts where banks have decided to effect change in ownership	Amount outstanding as on the reporting date		Amount Outstanding as on the reporting date with respect to accounts where conversion of debt to equity / invocation of pledge of equity shares is pending		Amount Outstanding as on the reporting date with respect to accounts where conversion of debt to equity/ invocation of pledge of equity shares has taken place		Amount Outstanding as on the reporting date with respect to accounts where change in ownership is envisaged by issuance of fresh shares or sale of promoters equity	
		Classified as Standard	Classified as NPA	Classified as Standard	Classified as NPA	Classified as Standard	Classified as NPA	Classified as Standard	Classified as NPA
FY2022-23	-	-	-	-	-	-	-	-	-
FY2021-22	-	-	-	-	-	-	-	-	-

(xxxiii) Disclosures on Strategic Debt Restructuring Scheme (Accounts which are currently under the stand-still period)

Financial Year	No. of Accounts where SDR has been invoked	Amount outstanding as on the reporting date		Amount Outstanding as on the reporting date with respect to accounts where conversion of debt to equity is pending		Amount Outstanding as on the reporting date with respect to accounts where conversion of debt to equity has taken place	
		Classified as Standard	Classified as NPA	Classified as Standard	Classified as NPA	Classified as Standard	Classified as NPA
FY2022-23	-	-	-	-	-	-	-
FY2021-22	-	-	-	-	-	-	-

(All amounts are in Rupees crores unless otherwise stated)

(xxxiv) Maturity Pattern of assets and liabilities:

As at 31 March 2023

Particulars	1 day to 30 days	1 month to 2 months	2 months to 3 months	3 months to 6 months	6 months to 1 year	1 to 3 years	3 to 5 years	Over 5 years	Total
LIABILITIES									
Borrowing from Banks	-	25.00	15.81	25.00	40.81	63.26	61.55	207.83	439.26
Market borrowings	-	-	-	-	250.23	1,598.35	900.09	2,615.96	5,364.63
TOTAL	-	25.00	15.81	25.00	291.04	1,661.61	961.64	2,823.79	5,803.89
ASSETS									
Advances	2.54	3.54	17.78	14.91	25.08	90.34	63.43	6,005.54	6,223.16
Investments	358.58	-	39.24	0.62	0.62	2.48	6.86	3,244.37	3,652.77
TOTAL	361.12	3.54	57.02	15.53	25.70	92.82	70.29	9,249.91	9,875.93

As at 31 March 2022

Particulars	1 day to 30 days	1 month to 2 months	2 months to 3 months	3 months to 6 months	6 months to 1 year	1 to 3 years	3 to 5 years	Over 5 years	Total
LIABILITIES									
Borrowing from Banks	-	25.00	71.13	281.25	145.94	184.55	59.57	224.06	991.50
Market borrowings	-	-	2.80	153.20	237.29	1,923.59	970.36	2,741.60	6,028.84
TOTAL	-	25.00	73.93	434.45	383.23	2,108.14	1,029.93	2,965.66	7,020.34
ASSETS									
Advances	4.65	6.73	22.67	40.76	73.16	155.39	79.34	6,802.40	7,185.10
Investments	594.11	298.89	-	89.78	0.62	41.72	3.72	3,299.68	4,328.52
TOTAL	598.76	305.62	22.67	130.54	73.78	197.11	83.06	10,102.08	11,513.62

(All amounts are in Rupees crores unless otherwise stated)

Sl. No.	Type of Restructuring Asset Classification	Under CDR Mechanism				Others				Total			
		Standard	Sub-Standard	Doubtful	Loss	Standard	Sub-Standard	Doubtful	Loss	Standard	Sub-Standard	Doubtful	Loss
1	Restructured Accounts as on April, 1 of the FY (opening figures)**			2	-	2	1	13	2	16	15	2	18
	Amount outstanding			147.21	-	147.21	11.66	1,072.53	38.26	1122.45	1,219.74	38.26	1,269.66
	Provision thereon			136.00	-	136.00	1.63	742.70	38.26	782.59	878.70	38.26	918.59
2	Fresh restructuring during the year #			-	-	-	-	-	-	-	-	-	-
	No. of borrowers			-	-	-	-	-	-	-	-	-	-
	Amount outstanding			-	-	-	-	-	-	-	-	-	-
	Provision thereon			-	-	-	-	-	-	-	-	-	-
3	Upgradations to restructured standard category during the FY*			-	-	-	-	-	-	-	-	-	-
	No. of borrowers			-	-	-	-	-	-	-	-	-	-
	Amount outstanding			-	-	-	-	-	-	-	-	-	-
	Provision thereon			-	-	-	-	-	-	-	-	-	-
4	Restructured standard advances which cease to attract higher provisioning and / or additional risk weight at the end of the FY and hence need not be shown as restructured standard advances at the beginning of the next FY			-	-	-	-	-	-	-	-	-	-
	No. of borrowers			-	-	-	-	-	-	-	-	-	-
	Amount outstanding			-	-	-	-	-	-	-	-	-	-
	Provision thereon			-	-	-	-	-	-	-	-	-	-
5	Downgradations of restructured accounts during the FY *			-	-	-	-	-	-	-	-	-	-
	No. of borrowers			-	-	-	-	-	-	-	-	-	-
	Amount outstanding			-	-	-	-	-	-	-	-	-	-
	Provision thereon			-	-	-	-	-	-	-	-	-	-
6	Write-offs of restructured accounts during the FY			-	-	-	-	-	-	-	-	-	-
	No. of borrowers			-	-	-	-	-	-	-	-	-	-
	Amount outstanding			-	-	-	-	-	-	-	-	-	-
	Provision thereon			-	-	-	-	-	-	-	-	-	-
7	ACCOUNTS CLOSED DURING THE YEAR			-	-	-	-	-	-	-	-	-	-
	No. of borrowers			-	-	-	1.00	3	-	4	0	3	4
	Amount outstanding			-	-	-	11.66	103.81	115.47	115.47	0.00	103.81	0.00
	Provision thereon			-	-	-	1.63	66.91	68.54	68.54	0.00	66.91	0.00
8	Restructured Accounts as on March, 31 of the FY (closing figures)			2	-	2	-	10	2	12	12	2	14
	Amount outstanding			28.36	-	28.36	-	945.16	38.26	983.42	0	973.52	38.26
	Provision thereon			17.14	-	17.14	-	722.44	38.26	760.70	0	739.58	38.26
													777.84

(All amounts are in Rupees crores unless otherwise stated)

(xxxvi) ECL -Disclosure in to Notes for Financial Statements IFCI Limited

As required by the RBI Notification no. "DOR (NBFC).CC.PD.No.109/22.10.106/2019-20 dated 13th March 2020 in respect of Implementation of Indian Accounting Standard(IndAS) in NBFC, the company has appropriated the difference between the impairment allowance under Ind AS 109 and the provisioning required under RBI Prudential (IRACP) Norms (including standard assets provisioning), a sum of ₹ 34.54 crore has been taken to "Impairment Reserve".

As on 31/03/2023

Asset Classification as per RBI Norms	Asset classification as per Ind AS 109	Gross Carrying Amount as per Ind AS	Loss Allowances (Provisions) as required under Ind AS 109	Net Carrying Amount	Provisions required as per IRACP norms	Difference between Ind AS 109 provisions and IRACP norms
(1)	(2)	(3)	(4)	(5)=(3)-(4)	(6)	(7) = (4)-(6)
Performing Assets						
Standard	Stage 1	286.97	14.57	272.40	1.15	13.42
	Stage 2	100.46	17.24	83.22	0.40	16.84
	Stage 3	86.09	61.81	24.28	0.34	61.47
Subtotal		<u>473.52</u>	<u>93.62</u>	<u>379.90</u>	<u>1.89</u>	<u>91.72</u>
Non-Performing Assets (NPA)						
Substandard	Stage 3	-	-	-	-	-
Doubtful - up to 1 year	Stage 3	118.52	85.10	33.42	36.92	48.18
1 to 3 years	Stage 3	1,036.89	792.07	244.82	563.98	228.09
More than 3 years	Stage 3	4,450.49	3,411.26	1,039.24	3,505.83	(94.57)
Subtotal for doubtful		<u>5,605.91</u>	<u>4,288.43</u>	<u>1,317.48</u>	<u>4,106.72</u>	<u>181.70</u>
Loss	Stage 3	143.15	104.23	38.92	143.15	(38.92)
Subtotal for NPA		<u>5,749.06</u>	<u>4,392.66</u>	<u>1,356.40</u>	<u>4,249.88</u>	<u>142.78</u>
Total		<u>6,222.58</u>	<u>4,486.28</u>	<u>1,736.30</u>	<u>4,251.77</u>	<u>234.51</u>
Other items such as guarantees, loan commitments, etc. which are in the scope of Ind AS 109 but not covered under current Income Recognition, Asset Classification and Provisioning (IRACP) norms	Stage 1	59.09	33.48	-	-	33.48
	Stage 2	-	-	-	-	-
	Stage 3	217.40	156.09	61.31	-	156.09
Accrued Income (Stage 1)	Stage 1	1.72	-	1.72	-	-
	Stage 1	288.69	14.57	274.12	1.15	13.42
	Stage 2	100.46	17.24	83.22	0.40	16.84
	Stage 3	6,052.55	4,610.57	1,441.98	4,250.22	360.35
Total		<u>6,441.70</u>	<u>4,642.37</u>	<u>1,799.33</u>	<u>4,251.77</u>	<u>390.60</u>

(xxxvii) DISCLOSURES IN ACCORDANCE WITH GUIDELINES ON LIQUIDITY RISK MANAGEMENT FRAMEWORK AND LIQUIDITY COVERAGE RATIO AS PER RBI'S MASTER DIRECTION- NON -BANKING FINANCIAL COMPANY- SYSTEMICALLY IMPORTANT NON - DEPOSIT TAKING COMPANY AND DEPOSIT TAKING COMPANY (RESERVE BANK) DIRECTIONS,2016.

(i) Funding Concentration based on Significant Counterparty(both deposits & borrowings)

S. No.	No. of Significant Counterparties	Amount (₹ in Crore)	% of Total Deposits
1	22	2,643.95	45.52%

(ii) Top 20 Large Deposits

S. No.	Counterparty	Amount (₹ in Crore)	% of Total Deposits
NIL			

(All amounts are in Rupees crores unless otherwise stated)

(iii) **Top 20 Borrowings**

S. No.	Name of the Lender / Investor	Amount (₹ in Crore)	% of Total Borrowings
1	KfW LIABILITY	364.25	6.27%
2	THE SOUTH CANARA DISTRICT CENTRAL COOPERATIVE BANK LTD	230.55	3.97%
3	TRUSTEES GEB'S C P FUND	202.15	3.48%
4	FOOD CORPORATION OF INDIA CPF TRUST	161.7	2.78%
5	THE MUMBAI DISTRICT CENTRAL CO-OP BANK LTD	147	2.53%
6	INDIAN OIL CORPORATION LTD (REFINERIES DIVISION) EMPLOYEES PROVIDENT FUND	126.9	2.18%
7	KSRTC EMPLOYEES CONTRIBUTORY PROVIDENT FUND TRUST	123.9	2.13%
8	A P S R T C EMPLOYEES PROVIDENT FUND TRUST	120.5	2.07%
9	PUNJAB NATIONAL BANK	119	2.05%
10	STATE BANK OF INDIA	115	1.98%
11	POWERGRID EMPLOYEE PROVIDENT FUND TRUST	103.83	1.79%
12	IFCI INFRASTRUCTURE DEVELOPMENT LIMITED	95	1.64%
13	BANGIYA GRAMIN VIKASH BANK	93.3	1.61%
14	NEYVELI LIGNITE CORPORATION EMPLOYEES PROVIDENT FUND TRUST	81.64	1.41%
15	RAMAKRISHNA MISSION	81.93	1.41%
16	BOARD OF TRUSTEES M .S. R.T.C. CPF	77.9	1.34%
17	AXIS BANK LIMITED	77	1.33%
18	HINDUSTAN STEEL LIMITED CONTRIBUTORY PROVIDENT FUND ROURKELA	74.8	1.29%
19	THE THANE DIST CENTRAL CO OP BANK LTD	65	1.12%
20	GWSSB -ECPF TRUST	63	1.08%
21	IOCL EMPLOYEES PRMB FUND	60	1.03%
22	PROVIDENT FUND OF RELIANCE INFRASTRUCTURE LIMITED	59.6	1.03%
	Total	2,643.95	45.52%

(iv) **Funding Concentration based on significant instrument/ product**

S. No.	Name of the Instrument / product	Amount (₹ in Crore)	% of Total Liabilities*
1	Private Placement Bonds	2,979.40	51.30%
2	Public NCDs	973.35	16.76%
3	Subordinate Bonds	774.67	13.34%
4	Foreign Currency Liability	364.25	6.27%
5	Zero Coupon Bonds	327.55	5.64%
6	Tax Free Bonds	310.00	5.34%
7	Term Loan	75.00	1.29%
8	CBLO Borrowing	3.85	0.07%
	Grand Total	5,808.07	100.00%

*% calculated on outstanding principal liability as on March 31, 2023

(v) **Stock Ratios**

Sl. No.	Particular	Ratio	Limit
1	Short-Term Liabilities / total Assets *	18.43%	Not exceeding 30%
2	Short-Term Liabilities / Long term assets*	25.69%	Not exceeding 40%
3	Commercial Paper / total Assets **	-	Not exceeding 10%
4	NCDs having original maturity of less than 1 year / total assets #	-	Not exceeding 10%
5	Long term(> 1 yr) assets/ total assets *	71.73%	Not exceeding 85%
6	Short-Term Liabilities / total Liabilities *	19.82%	Not exceeding 30%

* Ratios calculated as per Ind As Balances

** No o/s Commercial Paper

No NCDs was issued having original maturity of less than 1 year

(All amounts are in Rupees crores unless otherwise stated)

Liquidity Coverage Ratio

Particulars	For period ended 31.03.2023		For period ended 31.12.2022		For period ended 30.09.2022		For period ended 30.06.2022	
	Unweighted Amount	Weighted Amount	Unweighted Amount	Weighted Amount	Unweighted Amount	Weighted Amount	Unweighted Amount	Weighted Amount
HIGH QUALITY LIQUID ASSET								
Total High Quality Liquidity Asset (HQLA)	16,269	7,014	15,943	10,193	45978	29902	45658	35388
CASH OUTFLOW								
Outflow related to derivative exposure and other collateral requirement	-	-	-	-	-	-	-	-
Other Contractual funding obligation	5,660	6,509	2,032	2,337	10175	10175	27608	27608
Other Contingent funding obligation	-	-	-	-	-	-	-	-
Total Cash Outflows (1+2+3+4)	5,660	6,509	2,032	2,337	10175	10175	27608	27608
CASH INFLOW								
Inflows from fully performing exposures	721	541	736	552	867	867	1242	1242
Lines of credit - Credit or liquidity facilities or other contingent funding	-	-	-	-	0	0	0	0
Other Cash Inflow	2,651	1,988	5,000	3,750	5030	2515	11630	5815
Total Cash Inflow	3,372	2,529	5,736	4,302	5897	3382	8274	7057
TOTAL HQLA		7,014		10,193		29902		35388
Net Cash Inflows		3,980		-1,965		6793		20551
25% of Total Cash Outflow		1,627		584		2544		6902
Liquidity Coverage ratio		176		1,745		440		172

Your company has taken several prudent steps to ensure ample liquidity. The prominent drivers of the LCR are the outflows on account of debt servicing and inflows on account of standard repayments and NPA recovery. The surplus funds available are majorly deployed in liquid mutual funds, government securities(G-Sec/Treasury Bills), commercial papers and other money market instruments as per the Board approved policy. Its an endeavour of your company to maintain LCR comfortable and within the stipulated norms.

xxxviii) Sector wise exposure

Sectors	2022-23			2021-22		
	Total Exposure (includes on balance sheet and off balance sheet exposure) (₹ Cr)	Gross NPA (₹ Cr)	Percentage of Gross NPA to total exposure in that sector	Total Exposure (includes on balance sheet and off balance sheet exposure) ₹ CR	Gross NPAs ₹ Crore	Percentage of Gross NPAs to total exposure in that sector
2. Industry						
a. Mining & Quarrying (incl. Coal)	214.81	114.81	53.45	214.81	114.81	53.45
b. Food Processing	286.81	280.18	97.69	312.34	305.72	97.88
c. Beverage & Tobacco	8.57	0.00	0.00	35.03	19.14	54.65
d. Textiles	122.17	65.30	53.45	159.74	67.21	42.07
g. Paper & Paper Products	53.42	52.91	99.04	53.42	52.91	99.04
h. Petroleum, Coal Products & Nuclear Products	80.48	0	0.00	80.48	0.00	0.00
i. Chemicals & Chemical Products	145.06	143.57	98.98	144.69	143.21	98.98
j. Rubber, Plastic & their Products	79.37	0.24	0.30	100.16	0.24	0.24
l. Cement & Cement Products	75.58	0.05	0.07	75.58	0.05	0.07
m. Basic Metal & Metal Product	465.19	327.27	70.35	671.03	522.76	77.90
n. All Engineering	591.01	570.82	96.58	640.35	620.16	96.85
o. Vehicles, Vehicle Parts & Transport Equipment	146.56	124.15	84.71	162.46	128.23	78.93
p. Gems & Jewellery	65.69	65.69	100.00	65.69	65.69	100.00
q. Construction	661.93	596.40	90.10	667.69	588.77	88.18
r. 1.1 Electricity Generation	1715.87	1133.54	66.06	1806.66	1176.77	65.14
r. 1.4 Solar Renewal Energy	25.00	0	0.00	35.00	0.00	0.00
r. 1.5 Others	12.83	12.73	99.22	12.84	12.74	99.22
r. 2 Telecommunications	403.29	135.10	33.50	465.25	135.10	29.04
r. 3 Roads	761.43	475.87	62.50	994.00	701.97	70.62
r. 8 Other Infrastructure	990.90	546.59	55.16	1114.96	670.65	60.15
s. Other Industries	3036.05	1103.83	36.36	3785.61	1188.77	31.40
Grand Total	9942.00	5749.06	57.83	11597.79	6514.89	56.17

(All amounts are in Rupees crores unless otherwise stated)

Sectors	2022-23			2021-22		
	Total Exposure (includes on balance sheet and off balance sheet exposure (₹ Cr)	Gross NPA (₹ Cr)	Percentage of Gross NPA to total exposure in that sector	Total Exposure (includes on balance sheet and off balance sheet exposure ₹ CR	Gross NPAs ₹ Crore	Percentage of Gross NPAs to total exposure in that sector
All sub-sector shall be available for flagging (sub-sector should represent the operating segment of the flagship company of the group/ company whose shares are being pledged).	7.51	0	0	12.27	0.00	0
Associate Company	83.16	0	0	83.16	0.00	0
Banks	43.58	0	0	44.04	0.00	0
Basket of loans & investments	0.33	0.33	100	0.83	0.83	100.00
Brokers & other Capital Market Participants	72.93	0	0	74.18		0.00
Building Materials	97.49	95.75	98.21	108.66	95.75	88.12
Business Services	32.93	32.67	99.21	33.27	33.01	99.22
Commercial & Residential real estate	491.55	364.45	74.14	647.72	420.83	64.97
Government Securities	42.08		0.00	575.48	0.00	0.00
Diversified Corporate				4.44	0.00	0.00
Holding Company				20.19		0.00
Holding company-Tourism & Related Activity (Other than under Infrastructure)	90.94	90.94	100.00	91.41	91.41	100.00
Hotels (non-infra)	56.80	30.72	54.08	56.80	30.72	54.08
IT Services	53.79	36.79	68.40	53.79	36.79	68.40
Media & Entertainment	145.00	145.00	100.00	145.00	145.00	100.00
Misc. Other Products	10.12	1.20	11.86	40.27	15.05	37.38
Miscellaneous Services	1.00		0.00	1.00	0.00	0.00
Mutual Funds	263.56		0.00	121.08		0.00
NBFC	291.94	169.25	57.97	361.17	169.25	46.86
Non-ferrous metals	113.72	59.26	52.11	113.72	59.26	52.11
Printing, Publishing And Allied Indus.	0.00	0.00	100.00	0.00	0.00	100.00
Retail Brand Chain	86.84	77.45	89.19	100.24	90.84	90.63
Subsidiary Company	1036.16		0.00	1053.31		0.00
Tourism & Related Activity (Other than under Infrastructure)	14.62	0.04	0.26	43.03	0.04	0.09
Venture Capital fund			0.00	0.59	0.00	0.00
Wholesale Trading	0.00	0.00	0.00	0.00	0.00	0.00
Grand Total	3036.05	1103.83	36.36	3785.62	1188.77	31.40

Note:

- The disclosures as above shall be based on the sector wise and industry wise bank credit(SIBC) return submitted by scheduled commercial banks to the reserve Bank of and published by Reserve Bank as " Sectoral Deployment of Bank Credit"
- In the disclosures as above, if within a sector, exposure to a specific subsector/industry is more than 10 percent of Tier 1 capital of a NBFC, the same shall be disclosed separately within that sector, Further, within a sector, if exposure to specific sub sector/industry is less than 10 percent of Tier 1 capital, such exposures shall be clubbed and disclosed as "Others" within that sector

(xxxix) Intra Group Exposures

Particulars	FY22-23	FY21-22
Total amount of intra group exposures	1546.45	1563.60
Total amount of top 20 intra group exposures	1546.45	1563.60
Total Intra group exposure as percentage of total exposure	13.33%	9.56%

(All amounts are in Rupees crores unless otherwise stated)

(xl) Related Party Disclosure

Related Party	Subsidiaries		Associates/ Joint ventures		Key Management Personnel		Relatives of Key Management Personnel		Others		Total	
	Current year	Previous year	Current year	Previous year	Current year	Previous year	Current year	Previous year	Current year	Previous year	Current year	Previous year
Borrowings	130.00	130.00	-	-	-	-	-	-	-	-	130.00	130.00
Deposits	-	-	-	-	-	-	-	-	-	-	-	-
Placement of deposits	-	-	-	-	-	-	-	-	-	-	-	-
Advances	-	-	-	-	1.18	1.22	-	-	-	-	1.18	1.22
Investments	1,546.41	1,546.41	0.04	0.04	-	-	-	-	-	-	1,546.45	1,546.45
Purchase of fixed/other assets	-	-	-	-	-	-	-	-	-	-	-	-
Sale of fixed/ other assets	-	-	-	-	-	-	-	-	-	-	-	-
Interest paid *	11.05	11.05	-	-	-	-	-	-	-	-	11.05	11.05
Interest received	-	-	-	-	-	-	-	-	-	-	-	-
Others	-	-	-	-	-	-	-	-	-	-	-	-

* excluding cumulative interest

10.77

8.98

For other transactions please refer note no. 47

(xli) Breach of Covnants

There were no instances of default or breaches of covenant in respect of loan availed or debt securities issued during the financial years ended March 31, 2023.

(xlii) Divergence in Asset Classification and Provisioning

The RBI has neither assessed any additional provisioning requirements in excess of 5 percent of the reported profits before tax and impairment loss on financial instruments for the financial year ended March 31, 2022, nor identified any additional Gross NPAs in excess of 5% of the reported Gross NPAs for the said period.

(xliii) Disclosure of complaints

Summary of complaints received by Resources Department from customers and from the office of Ombudsman

Sr. No.	Particulars	FY 2022-23 Current year	FY 2021-22 Previous Year
Complaints received by NBFC from its customers			
1	Number of complaints pending at beginning of the year	0	0
2	Number of complaints received during the year*	8379	1830
3	Number of complaints disposed during the year	8379	1830
3.1	Of which, Number of complaints rejected by the NBFC	0	0
4	Number of complaints pending at the end of the year	0	0
Maintainable complaints received by the NBFC from Office of Ombudsman			
5	Number of Maintainable complaints received by the NBFC from Office of Ombudsman	10	7
5.1	Of 5, number of complaints resolved in favour of the NBFC by office of Ombudsman	9	7
5.2	Of 5, number of complaints resolved through conciliation /mediation/advisories issued by office of Ombudsman	1	0
5.3	Of 5, number of complaints resolved after passing of Awards by office of Ombudsman against the NBFC	0	0
6	Number of Awards unimplemented within the stipulated time (other than those appealed)	0	0

*including 8 & 11 complaints received from RBI during FY 23 & FY22 respectively pertaining to resources department

(All amounts are in Rupees crores unless otherwise stated)

Grounds of Complaints (i.e. complaints relating to)	Number of complaints pending at beginning of the year	Number of complaints received during the year	% increase/decrease in the Number of complaints received over the previous year	Number of complaints pending at the end of the year	Of 5, number of complaints pending beyond 30 days.
1	2	3	4	5	6
Current year FY 2022-23					
Ground 1 Non -receipt of Allotment Advise/ Bond Certificate	0	0	0	0	0
Ground 2 Non -receipt of Interest/Redemption/Buyback Amount	0	8379	357.87	0	0
Ground 3 Non receipt of dividend	0	258	-41.63	0	0
Ground 4 others	0	11	-47.61		
Ground 5					
Others					
Total	0	8648	277.14	0	0
Previous year 2021-22					
Ground 1 Non -receipt of Allotment Advise/ Bond Certificate	0	0	0	0	
Ground 2 Non -receipt of Interest/Redemption/Buyback Amount	0	1830	-10.47	0	0
Ground 3 Non receipt of dividend	0	442	33.13	0	0
Ground 4 others	0	21	10.52		
Ground 5					
Others					
Total	0	2293	-4.08	0	0

56 Open interest in the Currency Futures/Forwards as at 31/03/2023

Position (as at 31/03/2023)

Particulars	Value Date	Counter party	Number of Units Involved (EUR & USD)
1 EUR/INR	28 April 2023	Indusind Bank	4,07,19,000.00

57 Foreign Currency exposure that is not hedged by derivative instrument or otherwise is USD 0.001 million (Previous Year ended March 2022: USD0.001 million) and EUR -0.01 million (Previous Year ended March 2022: EUR 2502 million) equivalent to ₹ 0.08 crore (Previous Year ended March 2022: ₹ 2.10 crore).

58 Details of securities sold and purchased under Repos and Reverse Repos Transactions:

Particulars	Maximum O/s during the period	Daily Average O/s during the period	O/s as on March 31, 2023
Securities sold under Repo:			
1 Govt. Securities	-	-	-
2 Corporate Bonds	-	-	-
Securities purchased under reverse repo:			
1 Govt. Securities	-	-	-
2 Corporate Bonds	-	-	-

Maximum & average outstanding is based on face value of securities.

59 Previous year figures have been re-grouped/ re-arranged/ restated wherever necessary, to conform to current period's presentation.

In terms of our Report of even date

As per our report of even date attached

For **M.K. AGGARWAL & CO**
Chartered Accountants
ICAI Firm registration No.: 01411N

CA ATUL AGGARWAL
Partner
Membership No.: 099374

Place: New Delhi
Dated: 25 May 2023

For and on behalf of the Board of Directors of **IFCI Limited**

MANOJ MITTAL
Managing Director &
Chief Executive Officer
DIN 01400076

PRASOON
Chief General Manager &
Chief Financial Officer

PROF. ARVIND SAHAY
Director
DIN 03218334

PRIYANKA SHARMA
Company Secretary

INDEPENDENT AUDITOR'S REPORT

To the Members of IFCI Limited

Report on the Audit of Consolidated Financial Statements

Opinion

We have audited the accompanying Consolidated Financial Statements of **IFCI Limited** (hereinafter referred to as "Company") and its subsidiaries (the company and its subsidiaries together referred to as "the Group"), which comprises the consolidated balance sheet as at March 31, 2023, the consolidated statement of profit and loss (including Other Comprehensive Income), the consolidated cash flow statement and the consolidated statement of changes in equity for the year then ended and notes to the consolidated financial statements, including a summary of significant accounting policies and other explanatory information (hereinafter referred to as "the Consolidated Financial Statements").

In our opinion and to the best of our information and according to the explanations given to us, the aforesaid consolidated financial statements give the information required by the Companies Act 2013 (hereinafter referred to as "the Act") in the manner so required and give a true and fair view in conformity with the Indian Accounting Standards prescribed under section 133 of the Act read with the Companies (Indian Accounting Standards) Rules, 2015, as amended ("Ind AS") and other accounting principles generally accepted in India, of the state of affairs of the Group as at 31st March, 2023, and their Consolidated Loss, their consolidated total comprehensive income, their consolidated cash flows and their consolidated changes in equity for the year ended on that date.

Basis for Opinion

We conducted our audit in accordance with the Standards on Auditing (SA's) specified under Section 143(10) of the Companies Act, 2013 ("the Act"). Our responsibilities under those Standards are further described in "Auditor's Responsibilities for the Audit of Consolidated Financial Statements" section of our report. We are independent of the Group in accordance with the Code of Ethics issued by the Institute of Chartered Accountants of India ("the ICAI") together with the ethical requirements that are relevant to our audit of the consolidated financial statements under the provisions of the Act and rules made there under, and we have fulfilled our other ethical responsibilities in accordance with these requirements and the ICAI's Code of Ethics. We believe that the audit evidences obtained by us is sufficient and appropriate to provide a basis for our opinion on the consolidated financial statements.

1. Emphasis of Matter

A. Emphasis of Matter -IFCI Limited

- We draw attention to **Note No. 40 (iii)** of the financial statements regarding change in accounting policy towards de-recognition of interest income on Stage 3 assets. Accordingly, the interest income is lower by ₹ 209.50 Crores (net of ECL) for the reporting period.
- We draw attention to **Note No. 40 (vi)** where the Capital Risk Adequacy Ratio (CRAR) stands at (-) 70.66% as on 31.03.2023, below the RBI stipulated guideline vide circular dated 31st May, 2018 (RBI/2017-18/181 DNBR (PD) CC.No.092/03.10.001/2017-18).
- In a certain case, it was observed that one party has appointed the company as its advisor/consultant for assisting and preparation of their proposal under SDF (Sugar Development Fund) scheme of Government of India (GOI). However, company is also acting as nodal agency/agent of government for independently carrying

out various due diligence procedures on application received by nodal ministry under SDF Scheme. Notwithstanding express approval from GOI, the action of assisting/coaching an applicant into preparation of documents/project reports on commercial terms, and simultaneously conducting due diligence on behalf of GOI, severely undermines the creditability of the proposals appraised by the company, and comprises the independent position of the company.

- The company has informed us vide letter dt. 01.11.2022 received from nodal ministry that case specific data for SDF (Sugar Development Fund) Scheme may not be shared with auditors. Accordingly, same is not reviewed by us.
- The company has informed us that as per communication received from nodal ministry towards PLI (Production Linked Incentive) schemes, files and documents shall not be made available to the auditors, hence we have not reviewed the same.

B. Emphasis of Matter-M/s Stock Holding Corporation of India Limited

We draw attention to:

- Note No. 43** of the Consolidated Financial Statements related to the outcome of continuing litigation with a Bank, pending adjudication of the matter by the Honorable Supreme Court. As per the legal opinion obtained by the Management, the company is hopeful for recovery of FDRs kept as security deposit with Honorable Kolkata High Court and Honorable Supreme Court no provision has been recognized in the Statement of Profit and Loss.
- With reference to the Consolidated Financial Statements of M/s Stock Holding Corporation of India Limited related to non-receipt of certain Direct confirmation of balances from trade payables, trade receivables, loans and advances, other current liabilities and other current assets.

B.1 Emphasis of Matter - M/s Stock holding Document Management Services Limited

In respect of Subsidiary "Stock holding Document Management Services Limited" the statutory auditors has given following matter of emphasis:

- We draw attention to **Note 45** of the Consolidated Financial Statements regarding Company's liability to the third parties due to the fire occurred at Company's Premises.

C. Emphasis of Matter in case of M/s MPCON Limited

- We draw attention to Note 37 of the consolidated financial statements, which describe the uncertainty, related to the outcome of the Profit/Loss, suit filed against the company.
- A sum of ₹ 63,66,745/- related some entries of taxes, advances and exp. provisions are directly adjusted from the reserve and surplus.
- It is observed that as on 31.03.2023 the Sundry Debtors of ₹ 8,84,24,463/- were reported in balance sheet. The ageing of the sundry debtors is tabled below:-

₹ In Lakh

Dept.	Total	Up To 6 Mth	>6 Mth to 1 Yr	>1 Yrs to 3 Yrs	> 3 Yrs	>3-5 Yrs	>5-7 Yrs	>7-10 Yrs	>10
AKS	314	-	-	33	-	248	32	-	1
RAIPUR	179	-	-	9	-	87	75	8	-
GWL	66	-	-	3	-	7	27	29	-
JBP	60	-	-	-	-	22	29	9	-
AB	53	-	-	-	-	-	-	53	-
SG	53	-	-	-	-	-	53	-	-
SBJ	49	-	-	-	-	7	-	41	-
RKS	35	-	-	-	-	35	-	-	-
SBJ	17	-	-	-	-	-	17	-	-
KKA	15	-	-	0	-	15	-	-	-
PKS	14	-	-	1	-	13	-	-	-
IND	13	-	-	-	-	13	-	-	-
MSK	13	-	-	-	-	13	-	-	-
AJ	2	-	-	2	-	-	-	-	-
CSU	1	-	-	-	-	-	-	1	-
Bhopal	0	0	0	-	-	-	-	-	-
Total	884	0	0	48	-	461	232	142	1

Turnover for the current financial year is ₹ 17883 Lakh and said revenue recovered approx. 100% as billed in same financial year. The debtor balances of ₹ 884 Lakh pertains to the period prior to the current financial year. ₹ 150 Lakh are provided for Bad & Doubtful Debts in current financial year against the total debtor balances on adhoc basis.

There is no pre-defined system to call the balance confirmation form the debtors and the debtor balances are not getting validated on regular basis by the customers of the company.

All these are debtors are operational liability for the customers. These are not admissible in to the court of law for recovery due to the provisions of the Limitation Act 1963. Management obtained legal opinion on limitation period for same and learned counsel has confirmed that 3 years as the admissible period under limitation 1963 Act for debtor balances.

Now management is to appoint the independent professional expert to get the status of the admissibility of the EACH DEBTOR BALANCE with respect to the provisions of the Limitation Act.

Further recommend to provide for the provision for bad debts for each debtors balances ageing more than 3 years. The impact of the said provisions shall be taken into account by reversing the specifically related liability for these recoverable balances. Same is tabled in separate paragraph.

- It is observed that as on 31.03.2023 the Trade Payables of ₹ 463.34 Lakh standing in balance sheet for more than three years. These Trade Payables are directly related to the sundry debtors of ₹ 835.75 Lakh. These payable balances are dependent on recoverable balances. The net position of these payable & recoverable balances are tabled below;

₹ In Lakh

Particulars	Ageing - More than 3 Years
Sundry Debtors	835.75
Trade Payables	463.34
Net Position	372.41

- The company is having long outstanding amount in various heads as Advances from Customers, Deposits, Sundry Debtors and Sundry Creditors. All these are subjects to balance confirmation/verification. (As on 31 Mar 2023 the recoverable balances ageing 3 years & more are ₹ 96.98 Lakh as security deposits & ₹ 53.09 Lakh as Advance to Vendors/parties.)
- The internal audit system is in place. Internal Audit reports are submitted on a quarterly basis. 4 internal audit reports were reviewed and recommending for the detailed check on Financial Controls with the detailed analysis here. The internal audit system should focusing more on areas, which are critical for business.
- Assets of the company are being verified and certified by management on regular basis. Same needs to verify by the independent professional on priority basis with the marking and tagging according to the class of the assets.
- Company is not having predefined system to identify and monitor the MSME suppliers & service providers.

D. Emphasis of Matter - M/s IFCI Venture Capital Funds Limited

- We draw attention to **Note 47C** of the consolidated financial statements, regarding changed in accounting policy towards de-recognition of interest income on Stage 3 assets. Accordingly, the interest income is lower by ₹ 11.60 Crores. Net profit of the year is lower by ₹ 5.17 Crores (net of ECL & deferred tax).

E. Emphasis of Matter - M/s IFCI Factors Limited

1. The company books are reflecting ₹ 86.38 Crores as deferred tax assets which is not in consonance with Ind-As 12 and prudence concept which required that deferred tax assets is to be recognized only for all deductible temporary difference to the extent that it is probable that taxable profit will be available against which the deductible temporary difference can be utilized.
2. The major portion i.e. 97% of the company's loan assets has become Non-Performing Assets (NPA). Further, as informed by the management, the company has not sanctioned/dispensed any fresh loan during last year. This shows the company do not have any running business model as of date. These events or conditions indicate that a material uncertainty exists that may cast doubt on the company's ability to continue as going concern.

F. Emphasis of Matter - M/s IFCI Infrastructure Development Limited

1. We draw attention to **Note No 47B(g)** of the financial statements regarding inventory consisting of Land on lease cum sale basis amounting to ₹ 12.77 Crores in respect of Financial City Bengaluru which was under Lease for 12 years and lease agreement of the same has been expired on 30.09.2022. The request letter to renew such lease agreement is submitted to KIADB and renewal of the same.

Consolidated Opinion is not modified in respect of aforesaid matters.

2. Key Audit Matters reported in main report

Key audit matters are those matters that, in our professional judgment, were of most significance in our audit of the consolidated financial statements of the current period. These matters were addressed in the context of our audit of the consolidated financial statements as a whole, and in forming our opinion thereon, and we do not provide a separate opinion on these matters. We have determined the matters described below to be the key audit matters to be communicated in our report.

S. No.	Key Audit Matters	How our matter was addressed in the audit
1.	<p>Impairment of Loan Assets – Expected Credit Loss (ECL) [Refer Note No.56 to the Consolidated Financial Statements read with accounting policy No. F(b)] The most significant areas where we identified greater levels of management judgment are:</p> <ul style="list-style-type: none"> • ECL model–Impairment loss measurement requires use of statistical models to estimate the Probabilities of Default (PD), Loss Given Default (LGD) and Exposure at Default (EAD). These models are key driver to measure ECL. 	<p>Our Audit Procedure includes: We have obtained an understanding of the guidelines as specified in Ind AS 109 “Financial Instruments”, various regulatory updates and the Company’s internal instructions and procedures in respect of the expected credit loss and adopted the following audit procedures:</p> <ol style="list-style-type: none"> 1. Evaluation and understanding of the key internal control mechanisms with respect to the loan assets, assessment of the loan

S. No.	Key Audit Matters	How our matter was addressed in the audit
	<ul style="list-style-type: none"> • Individually assessed classification of various Stages – the carrying value of loans and advances to borrowers may be materially misstated if individual impairments are not appropriately identified and estimated. <p>The effect of these matters is that, as part of our risk assessment, we determined that the value of ECL has a high degree of estimation uncertainty, with a potential range of reasonable outcomes greater than our materiality for the financial statements as a whole. In the event of any improper application of assumptions, the carrying value of loan assets could be materially misstated either individually or collectively. In view of the significance of the amount of loan assets in the consolidated Financial Statements, the impairment of loan assets thereon has been considered as Key Audit Matter in our audit.</p>	<p>impairment including assessment of relevant data quality, and review of the real data entered.</p> <ol style="list-style-type: none"> 2. Verification/review of the documentations, operations/performance of Loan asset accounts, on test check basis of the large and stressed loan assets, to ascertain any overdue, unsatisfactory conduct or weakness in any loan asset account. 3. Review of the reports of the internal audit and any other audit/inspection mechanisms to ascertain the loan assets having any adverse indication/ comments, and review of the control mechanisms of the Company to ensure the proper classification of such loan assets and expected credit loss thereof. 4. The accuracy of critical data elements input into the system used for computation of PD and LGD. 5. The completeness and accuracy of data flows from source systems into the ECL calculation. 6. Independent assessment of all Loan assets based on IRACP norms of RBI. <p>Our results: We considered the credit impairment charge and provision recognized and the related disclosures to be acceptable & satisfactory.</p>
2.	<p>Valuation of financial instruments at Fair Value [Refer Note No. 55 to the Consolidated Financial Statements read with accounting policy No. F(b)] Company enters into derivative contracts in accordance with RBI guidelines to manage its currency and interest rate risk. These derivative contracts are categorized at FVTPL and certain derivative contracts are designated under cash flow hedge (Hedge Accounting).</p>	<p>Our Audit Procedure includes: We involved our team to review the management's underlying assumptions in estimating the fair valuation arrived at for those financial derivative contracts and the possible outcome of the underlying contracts accruing any profit or loss to the company. Our team also considered general market practices and other underlying assumptions</p>

S. No.	Key Audit Matters	How our matter was addressed in the audit
	We consider the valuation of the derivative financial instruments and hedge accounting as a key audit matter due to its material exposure and the fact that the inappropriate application of these requirements could lead to a material effect on the income statement.	<p>in arriving at such fair valuation of the financial derivative contracts as outstanding/pending for settlement as on March 31, 2023.</p> <p>Assessing whether the financial statement disclosures appropriately reflect the Company's exposure to derivatives valuation risks with reference to the requirements of the prevailing accounting standards and Reserve Bank of India Guidelines.</p> <p>Our results: We did not find any material misstatement in measuring derivative contracts at fair value and the related disclosures to be acceptable & satisfactory.</p>
3.	<p>Assessment of Information Technology (IT)</p> <p>The key financial accounting and reporting processes are highly dependent on the automated controls over the Company's IT systems. There is a risk that improper segregation of duties or user access management controls (in relation to key financial accounting and reporting systems) may undermine our ability to place some reliance thereon in our audit.</p> <p>We have considered this as key audit matter as any control lapses, validation failures, incorrect input data and wrong extraction of data may result in wrong reporting of data to the management and regulators.</p>	<p>Our Audit Procedure includes:</p> <p>Evaluated sample of key controls operating over the information/input in relation to financial accounting and reporting systems.</p> <p>Our results: We did not find any material deficiencies as per our analysis of reports emanating from IT systems on Financial Accounting and reporting.</p>

Information other than the Financial Statements and Auditor's Report Thereon

The Company's Board of Directors is responsible for the preparation of the other information. The other information comprises the information obtained at the date of this auditor's report, but does not include the standalone financial statements, consolidated financial statements and our auditor's report thereon.

Our opinion on the consolidated financial statements does not cover the other information and we do not express any form of assurance conclusion thereon.

In connection with our audit of the consolidated financial statements, our responsibility is to read the other information and, in doing so, consider whether the other information is materially inconsistent with the consolidated financial statements or our knowledge obtained during the course of our audit or otherwise appears to be materially misstated.

If, based on the work we have performed, we conclude that there is a material misstatement of this other information, we are required to report that fact. We have nothing to report in this regard.

Management's Responsibilities for the Consolidated Financial Statements

The Company's Board of Directors is responsible for the matters stated in section 134(5) of the Act with respect to the preparation and presentation of these Consolidated financial statements in terms of the requirements of the Companies Act, 2013 that give a true and fair view of the consolidated financial position, consolidated financial performance including other comprehensive income, consolidated cash flow and consolidated changes in equity of the Group in accordance with the IND AS and accounting principles generally accepted in India.

The respective Board of Directors of the companies included in the Group are responsible for maintenance of adequate accounting records in accordance with the provisions of the Act for safeguarding the assets of the Group and for preventing and detecting frauds and other irregularities; the selection and application of appropriate accounting policies; making judgments and estimates that are reasonable and prudent; and the design, implementation and maintenance of adequate internal financial controls, that were operating effectively for ensuring the accuracy and completeness of the accounting records, relevant to the preparation and presentation of the financial statements that give a true and fair view and are free from material misstatement, whether due to fraud or error, which have been used for the purpose of preparation of the Consolidated Financial Statements by the Directors of the Company, as aforesaid.

In preparing the consolidated financial statements, the respective Board of Directors of the companies included in the Group are responsible for assessing the ability of the respective entities to continue as a going concern, disclosing, as applicable, matters related to going concern and using the going concern basis of accounting unless respective Board of Directors either intend to liquidate their respective entities or to cease operations, or has no realistic alternative but to do so.

The respective Board of Directors of the companies included in the Group are responsible for overseeing the financial reporting process of the Group.

Auditor's Responsibilities for the Audit of Consolidated Financial Statements

Our objectives are to obtain reasonable assurance about whether the financial statements as a whole are free from material misstatement, whether due to fraud or error, and to issue an auditor's report that includes our opinion. Reasonable assurance is a high level of assurance, but is not a guarantee that an audit conducted in accordance with SAs will always detect a material misstatement when it exists. Misstatements can arise from fraud or error and are considered material if, individually or in the aggregate, they could reasonably be expected to influence the economic decisions of users taken on the basis of these financial statements.

As part of an audit in accordance with SAs, we exercise professional judgment and maintain professional skepticism throughout the audit. We also:

- Identify and assess the risks of material misstatement of the consolidated financial statements, whether due to fraud or error, design and perform audit procedures responsive to those risks, and obtain audit evidence that is sufficient and appropriate to provide a basis for our opinion. The risk of not detecting a material misstatement resulting from fraud is higher than for one resulting from error, as fraud may involve collusion, forgery, intentional omissions, misrepresentations, or the override of internal control.
- Obtain an understanding of internal control relevant to the audit

in order to design audit procedures that are appropriate in the circumstances. Under section 143(3)(i) of the Companies Act, 2013, we are also responsible for expressing our opinion on whether the company and its subsidiary companies which are companies incorporated in India, has adequate internal financial controls system in place and the operating effectiveness of such controls.

- Evaluate the appropriateness of accounting policies used and the reasonableness of accounting estimates and related disclosures made by management.
- Conclude on the appropriateness of management's use of the going concern basis of accounting and, based on the audit evidence obtained, whether a material uncertainty exists related to events or conditions that may cast significant doubt on the ability of the Group to continue as a going concern. If we conclude that a material uncertainty exists, we are required to draw attention in our auditor's report to the related disclosures in the financial statements or, if such disclosures are inadequate, to modify our opinion. Our conclusions are based on the audit evidence obtained up to the date of our auditor's report. However, future events or conditions may cause the Group to cease to continue as a going concern.
- Evaluate the overall presentation, structure and content of the financial statements, including the disclosures, and whether the consolidated financial statements represent the underlying transactions and events in a manner that achieves fair presentation.
- Obtain sufficient appropriate audit evidence regarding the financial information of the entities or business activities within the Group to express an opinion on the consolidated financial statements.

Materiality is the magnitude of misstatements in the consolidated financial statements that, individually or in aggregate, makes it probable that the economic decisions of a reasonably knowledgeable user of the consolidated financial statements may be influenced. We consider quantitative materiality and qualitative factors in (i) planning the scope of our audit work and in evaluating the results of our work; and (ii) to evaluate the effect of any identified misstatements in the consolidated financial statements

We communicate with those charged with governance of the Company and such other entities included in the consolidated financial statements of which we are the independent auditors regarding, among other matters, the planned scope and timing of the audit and significant audit findings, including any significant deficiencies in internal control that we identify during our audit.

We also provide those charged with governance with a statement that we have complied with relevant ethical requirements regarding independence, and to communicate with them all relationships and other matters that may reasonably be thought to bear on our independence, and where applicable, related safeguards.

From the matters communicated with those charged with governance, we determine those matters that were of most significance in the audit of the consolidated financial statements of the current period and are therefore the key audit matters. We describe these matters in our auditor's report unless law or regulation precludes public disclosure about the matter or when, in extremely rare circumstances, we determine that a matter should not be communicated in our report because the adverse consequences of doing so would reasonably be expected to outweigh the public interest benefits of such communication.

Report on Other Legal and Regulatory Requirements

1. As required under section 143(5) of the Companies Act, 2013, we enclose herewith, as per **Annexure "A"**, our report for the Group on the directions and sub-directions (Part A and Part B,

respectively) issued by the Comptroller & Auditor General of India.

2. As required by Section 143(3) of the Act, we report, to the extent applicable, that:
 - a) We have sought and obtained all the information and explanations which to the best of our knowledge and belief were necessary for the purposes of our audit the aforesaid Consolidated Financial Statements;
 - b) In our opinion, proper books of account as required by law relating to preparation of the aforesaid Consolidated Financial Statements have been kept so far as it appears from our examination of those books and the reports of the other auditors;
 - c) The consolidated balance sheet, the consolidated statement of profit and loss including other comprehensive income, the consolidated cash flow statement and Consolidated Statement of change in Equity dealt with by this Report are in agreement with the relevant books of account maintained for the purpose of preparation of the Consolidated Financial Statements;
 - d) In our opinion, the aforesaid consolidated financial statements comply with the Ind AS specified under section 133 of the Act.
 - e) In terms of Notification No. GSR 463(E) dated 05.06.2015 issued by Ministry of Corporate Affairs, Government of India, provisions of Sub-section 2 of Section 164 of the Act, are not applicable to the Group, being Government Companies;
 - f) With respect to the adequacy of the internal financial controls over financial reporting of the Group and the operating effectiveness of such controls, refer to our separate report in **Annexure "B"**; and
 - g) With respect to other matters to be included in the Auditor's Report in accordance with the requirements of Section 197(16) of the Act, since it is a government company, the provision of section 197 of the Act is not applicable to the company as per GSR 463 (E) dated June 05, 2015, issued by the Ministry of Corporate Affairs
 - h) With respect to the other matters to be included in the Auditor's Report in accordance with Rule 11 of the Companies (Audit and Auditors) Rules, 2014, in our opinion and to the best of our information and according to the explanations given to us:
 - i. The Consolidated Financial Statements disclose the impact of pending litigations on the consolidated financial position of the Group- Refer Note No. 37 to the Consolidated Financial Statements;
 - ii. The group has made appropriate adjustment in the Profit & Loss Account, as required under the applicable law and accounting standards, for material foreseeable losses, if any, on long-term contracts including derivative contracts – Refer Note No. 55 to the financial statements;
 - iii. There has been no delay in transferring amounts, required to be transferred, to the Investor Education and Protection Fund by the Company and its subsidiary companies incorporated in India
 - iv. (a) The respective Managements of the Company and its subsidiaries which are companies incorporated in India, whose financial statements have been audited under the Act, have represented to us that, to the best of their knowledge and belief, no funds (which are material either individually or in the aggregate) have been advanced or loaned or invested (either from borrowed funds or share

- premium or any other sources or kind of funds) by the Company or any of such subsidiaries to or in any other person or entity, including foreign entity (“Intermediaries”), with the understanding, whether recorded in writing or otherwise, that the Intermediary shall, directly or indirectly lend or invest in other persons or entities identified in any manner whatsoever by or on behalf of the Company or any of such subsidiaries (“Ultimate Beneficiaries”) or provide any guarantee, security or the like on behalf of the Ultimate Beneficiaries.
- (b) The respective Managements of the Company and its subsidiaries which are companies incorporated in India, whose financial statements have been audited under the Act, have represented to us that, to the best of their knowledge and belief, no funds (which are material either individually or in the aggregate) have been received by the Company or any of such subsidiaries from any person or entity, including foreign entity (“Funding Parties”), with the understanding, whether recorded in writing or otherwise, that the Company or any of such subsidiaries shall, directly or indirectly, lend or invest in other persons or entities identified in any manner whatsoever by or on behalf of the Funding Party (“Ultimate Beneficiaries”) or provide any guarantee, security or the like on behalf of the Ultimate Beneficiaries.
- (c) Based on the audit procedures that have been considered reasonable and appropriate in the circumstances performed by us on the Company and its subsidiaries which are companies incorporated in India whose financial statements have been audited under the Act, nothing has come to our notice that has caused us to believe that the representations under sub-clause (i) and (ii) of Rule 11(e), as provided under (a) and (b) above, contain any material misstatement.
- v. During the year, M/s Stock Holding Corporation of India Limited and MPCON Limited declared or paid dividend during the year which is in compliance with Section 123 of the Companies Act, 2013 as per Statutory Auditor Report of M/s Stock Holding Corporation of India Limited
- vi. Proviso to Rule 3(1) of the Companies (Accounts) Rules, 2014 for maintaining books of account using accounting software which has a feature of recording audit trail (edit log) facility is applicable to the group with effect from April 1, 2023, and accordingly, reporting under Rule 11(g) of Companies (Audit and Auditors) Rules, 2014 is not applicable for the financial year ended March 31, 2023.
3. With respect to the matters specified in paragraphs 3(xxi) and 4 of the Companies (Auditor’s Report) Order, 2020 (the “Order”/ “CARO”) issued by the Central Government in terms of Section 143(11) of the Act, to be included in the Auditor’s report, according to the information and explanations given to us, and based on the CARO reports issued by us for the Company and its subsidiaries included in the consolidated financial statements of the Company, to which reporting under CARO is applicable, we did not find any qualifications or adverse remarks (except observations) by the respective auditors in the Companies (Auditor’s Report) Order (CARO) reports of the companies included in the consolidated financial statements.

For M/s M. K. Aggarwal & Co.
Chartered Accountants
Firm Registration No: 01411N

CA Atul Aggarwal
Partner
Membership No.: 099374
UDIN:- 23099374BGSEQP1745

Place: New Delhi
Date: May 25, 2023

Annexure A referred to in paragraph 2 of Report on Other Legal and Regulatory Requirements of our report of even date of consolidated financial statements.

Part A - Directions

S. No.	Directions	Reply												
1.	Whether the company has system in place to process all the accounting transactions through IT system? If yes, the implications of processing of accounting transactions outside IT system on the integrity of the accounts along with the financial implications, if any, may be stated.	Yes, all the accounting transactions process through IT system. The income tax computation and deferred tax computation have been done manually on MS excel, however the accounting entries for both are passed through IT system only.												
2.	Whether there is any restructuring of an existing loan or cases of waiver/write off of debts/loans/interest etc. made by a lender to the company due to the company's inability to repay the loan? If yes, the financial impact may be stated. Whether such cases are properly accounted for? (In case, lender is a government company, then this direction is also applicable for statutory auditor of lender company)	<p>There is no restructuring of loans availed by the company during the year under reference.</p> <p>There are no cases of waiver/write off of debts/loans/interest etc. made by a lender to the company due to the company's inability to repay the loan.</p> <p>However, according to the information and explanations provided to us by the Company, company as a lender, following are case(s) of waiver/ write-off of debts/ loan/ interest etc. The details of such write-off/waiver are as under:</p> <table border="1"> <thead> <tr> <th>S. No.</th> <th>Nature of Dues</th> <th>Amount (₹ in crores)</th> </tr> </thead> <tbody> <tr> <td>A.</td> <td>Waiver/Write-off/ Technical write-off of loans</td> <td>267.95</td> </tr> <tr> <td>B.</td> <td>Recovery/Write-back of Amount Earlier Written Off</td> <td>(34.11)</td> </tr> <tr> <td>C.</td> <td>Debtors write-offs</td> <td>0.05</td> </tr> </tbody> </table> <p>It was informed that the waiver/write-off is decided on case-to-case basis with due assessment of the possibility of recovery/realization in each case considering the available security, status of the borrower/investee and pending litigation. The outstanding in technical write-offs/ waiver cases was fully provided for in the books of accounts to the extent of the amount of write-off/ waiver.</p>	S. No.	Nature of Dues	Amount (₹ in crores)	A.	Waiver/Write-off/ Technical write-off of loans	267.95	B.	Recovery/Write-back of Amount Earlier Written Off	(34.11)	C.	Debtors write-offs	0.05
S. No.	Nature of Dues	Amount (₹ in crores)												
A.	Waiver/Write-off/ Technical write-off of loans	267.95												
B.	Recovery/Write-back of Amount Earlier Written Off	(34.11)												
C.	Debtors write-offs	0.05												
3.	Whether funds (grants/subsidy etc.) received/receivable for specific schemes from Central/State Government or its agencies were properly accounted for/utilized as per its term and conditions? List the cases of deviation.	<p>There is no grant/subsidy received/receivable by the company during the year under audit.</p> <p>Further, the funds received for Credit Enhancement Guarantee Scheme for Scheduled Castes and under various PLI Schemes have been properly accounted for and utilized as per terms and conditions of the scheme. The above information is solely based upon management representations and to the extent as per Para 5 & 6 of Emphasis of Matters of this report.</p>												

Part B – Sub-Directions

S. No.	Sub-Directions	Reply																				
1.	Investments Whether the titles of ownership in respect of CGS/SGS/ Bonds/Debentures etc. are available in physical/de-mat form and these, in aggregate, agree with the respective amounts shown in the Company's books of accounts? If not, details may be stated.	<p>According to the information and explanations provided by the Company and based on audit procedures performed by us, the titles of ownership in respect of CGS/ SGS/ Bonds/ Debentures, etc. are available in physical/de-mat form and these, in aggregate, agree with the respective amounts shown in the Company's books of accounts, except for the cases mentioned below.</p> <p>a) Where shares are lying in Demat or physical form but not accounted for in the books of accounts to the extent identified on test check basis.</p> <table border="1"> <thead> <tr> <th>S. No.</th> <th>Company Name</th> <th>Mode</th> <th>No of shares</th> </tr> </thead> <tbody> <tr> <td>1</td> <td>Hindal Co. India</td> <td>Physical</td> <td>116</td> </tr> <tr> <td>2</td> <td>Orrissa Synthetics Ltd.</td> <td>Physical</td> <td>100</td> </tr> <tr> <td>3</td> <td>Siel Ltd.</td> <td>Physical</td> <td>336348</td> </tr> <tr> <td>4</td> <td>Siel Sugar Ltd.</td> <td>Physical</td> <td>300</td> </tr> </tbody> </table> <p>The company is in the process of claiming the aforesaid shares from Investor Education & Protection Funds.</p> <p>Further, Certain shares of companies which are no longer existent have not been accounted for as per minutes of committee of GMs dt. 17.03.2023.</p>	S. No.	Company Name	Mode	No of shares	1	Hindal Co. India	Physical	116	2	Orrissa Synthetics Ltd.	Physical	100	3	Siel Ltd.	Physical	336348	4	Siel Sugar Ltd.	Physical	300
S. No.	Company Name	Mode	No of shares																			
1	Hindal Co. India	Physical	116																			
2	Orrissa Synthetics Ltd.	Physical	100																			
3	Siel Ltd.	Physical	336348																			
4	Siel Sugar Ltd.	Physical	300																			

S. No.	Sub-Directions	Reply																											
		<p>b) Where shares are accounted in the books of Account but are not available in Demat or physical form, to the extent identified on test check basis.</p> <table border="1"> <thead> <tr> <th>S. No.</th> <th>Company Name</th> <th>No of shares</th> </tr> </thead> <tbody> <tr> <td>1</td> <td>LML LTD (PREF.)</td> <td>21,50,912</td> </tr> <tr> <td>2</td> <td>OCM INDIA LTD</td> <td>5,89,743</td> </tr> <tr> <td>3</td> <td>SAMCOR GLASS LTD</td> <td>20,00,000</td> </tr> <tr> <td>4</td> <td>SOUTHERN WIND FARMS PVT. LTD.</td> <td>1,00,000</td> </tr> <tr> <td>5</td> <td>ASHOK PAPER MILLS LTD (PREF.)</td> <td>30,000</td> </tr> <tr> <td>6</td> <td>ASHOK PAPER MILLS LTD</td> <td>3,00,000</td> </tr> <tr> <td>7</td> <td>CACHAR SUGAR MILLS LTD (PREF.)</td> <td>14,953</td> </tr> <tr> <td>8</td> <td>KILBURN OFFICE AUTOMATION LTD</td> <td>400</td> </tr> </tbody> </table> <p>The company is in the process of requesting for issue duplicate shares certificate in respect of aforesaid companies.</p>	S. No.	Company Name	No of shares	1	LML LTD (PREF.)	21,50,912	2	OCM INDIA LTD	5,89,743	3	SAMCOR GLASS LTD	20,00,000	4	SOUTHERN WIND FARMS PVT. LTD.	1,00,000	5	ASHOK PAPER MILLS LTD (PREF.)	30,000	6	ASHOK PAPER MILLS LTD	3,00,000	7	CACHAR SUGAR MILLS LTD (PREF.)	14,953	8	KILBURN OFFICE AUTOMATION LTD	400
S. No.	Company Name	No of shares																											
1	LML LTD (PREF.)	21,50,912																											
2	OCM INDIA LTD	5,89,743																											
3	SAMCOR GLASS LTD	20,00,000																											
4	SOUTHERN WIND FARMS PVT. LTD.	1,00,000																											
5	ASHOK PAPER MILLS LTD (PREF.)	30,000																											
6	ASHOK PAPER MILLS LTD	3,00,000																											
7	CACHAR SUGAR MILLS LTD (PREF.)	14,953																											
8	KILBURN OFFICE AUTOMATION LTD	400																											
2.	<p>Loans In respect of provisioning requirement of all restructured, rescheduled, renegotiated loan-whether a system of periodical assessment of realizable value of securities available against all such loans is in place and adequate provision has been created during the year? Any deficiencies in this regard, if any, may be suitably commented upon along with financial impact.</p>	<p>There is a system of assessment of realizable value of securities available for loan portfolio including restructured, rescheduled, renegotiated loans and is updated on quarterly basis. However, valuation exercise is undertaken on periodical basis or, as and when warranted by the circumstances.</p> <p>In view of adoption of Ind AS norms the financial accounts of the company are drawn as per Ind AS. Impairment in the assets has been calculated in accordance with Ind AS by calculating Expected Credit Loss (ECL) in case of loans as per accounting policy of the company. The company is following the policy of provision on loan assets on the basis of Ind AS Norms vs IRAC Norms, whichever is higher.</p>																											
3.	<p>Whether Resolution Plan/One Time Settlement (OTS) entered into by the Company with the borrower has been taken into consideration for booking of the outstanding loan amount and for adjustment of Impairment loss allowance</p>	<p>Proper accounting adjustments for impairment and settlement have been done with respect of OTS Settlements and resolution plan.</p>																											

For M/s M. K. Aggarwal & Co.
Chartered Accountants
Firm Registration No: 01411N

CA Atul Aggarwal
Partner
Membership No.: 099374
UDIN:- 23099374BGSEQP1745

Place: New Delhi
Date: May 25, 2023

Annexure-“B” to the Independent Auditors’ Report on the Audit of the Consolidated Financial Statements

Report on the Internal Financial Controls with reference to consolidated financial statements under Clause (j) of Sub-section 3 of Section 143 of the Companies Act, 2013 (“the Act”)

In conjunction with our audit of the consolidated financial statements of IFCI Limited (hereinafter referred to as “the Company”) as of and for the year ended 31 March, 2023, we have audited the internal financial controls with reference to consolidated financial statements of the company and its subsidiary companies, which are companies incorporated in India, as of that date.

Management’s Responsibility for Internal Financial Controls

The Respective Board of Directors of the Company and its subsidiary companies, which are companies incorporated in India, are responsible for establishing and maintaining internal financial controls based on the internal control over financial reporting criteria established by the respective companies considering the essential components of internal control stated in the Guidance Note on Audit of Internal Financial Controls over Financial Reporting issued by the Institute of Chartered Accountants of India (“ICAI”). These responsibilities include the design, implementation and maintenance of adequate internal financial controls with reference to consolidated financial statements that were operating effectively for ensuring the orderly and efficient conduct of its business, including adherence to the respective Company’s policies, the safeguarding of its assets, the prevention and detection of frauds and errors, the accuracy and completeness of the accounting records, and the timely preparation of reliable financial information, as required under the Companies Act, 2013.

Auditors’ Responsibility

Our responsibility is to express an opinion on the Company’s internal financial controls with reference to consolidated financial statements of the Company and its subsidiaries, which are companies incorporated in India based on our audit. We conducted our audit in accordance with the Guidance Note on Audit of Internal Financial Controls over Financial Reporting (the “Guidance Note”) and the Standards on Auditing, issued by ICAI and deemed to be prescribed under section 143(10) of the Companies Act, 2013, to the extent applicable to an audit of internal financial controls, both applicable to an audit of Internal Financial Controls and, both issued by the Institute of Chartered Accountants of India. Those Standards and the Guidance Note require that we comply with ethical requirements and plan and perform the audit to obtain reasonable assurance about whether adequate internal financial controls with reference to consolidated financial statements was established and maintained and if such controls operated effectively in all material respects.

Our audit involves performing procedures to obtain audit evidence about the adequacy of the internal financial controls system with reference to consolidated financial statements and their operating effectiveness. Our audit of internal financial controls with reference to consolidated financial statements included obtaining an understanding of internal financial controls with reference to consolidated financial statements, assessing the risk that a material weakness exists, and testing and evaluating the design and operating effectiveness of internal control based on the assessed risk. The procedures selected depend on the auditor’s judgment, including the assessment of the risks of material misstatement of the consolidated financial statements, whether due to fraud or error.

We believe that the audit evidence we have obtained is sufficient and appropriate to provide a basis for our audit opinion on the internal financial controls system with reference to consolidated financial statements of the Company and its subsidiary companies, which are companies incorporated in India.

Meaning of Internal Financial Controls with reference to consolidated financial statements

A company’s internal financial control with reference to consolidated

financial statements is a process designed to provide reasonable assurance regarding the reliability of financial reporting and the preparation of consolidated financial statements for external purposes in accordance with generally accepted accounting principles. A company’s internal financial control with reference to consolidated financial statements includes those policies and procedures that (1) pertain to the maintenance of records that, in reasonable detail, accurately and fairly reflect the transactions and dispositions of the assets of the company; (2) provide reasonable assurance that transactions are recorded as necessary to permit preparation of consolidated financial statements in accordance with generally accepted accounting principles, and that receipts and expenditures of the company are being made only in accordance with authorizations of management and directors of the company; and (3) provide reasonable assurance regarding prevention or timely detection of unauthorized acquisition, use, or disposition of the company’s assets that could have a material effect on the financial statements.

Inherent Limitations of Internal Financial Controls with reference to consolidated financial statements

Because of the inherent limitations of internal financial controls with reference to consolidated financial statements, including the possibility of collusion or improper management override of controls, material misstatements due to error or fraud may occur and not be detected. Also, projections of any evaluation of the internal financial controls with reference to consolidated financial statements to future periods are subject to the risk that the internal financial control with reference to consolidated financial statements may become inadequate because of changes in conditions, or that the degree of compliance with the policies or procedures may deteriorate.

Opinion

In our opinion, to the best of our knowledge and according to the explanations given to us, the Company and its subsidiary companies, which are companies incorporated in India, have, in all material respects, an adequate internal financial controls system with reference to consolidated financial statements and such internal financial controls with reference to consolidated financial statements were operating effectively as at 31 March, 2023, based on the criteria for internal control with reference to consolidated financial statements criteria established by the respective companies considering the essential components of internal control stated in the Guidance Note on Audit of Internal Financial Controls Over Financial Reporting issued by the ICAI.

Emphasis of Matter in case of M/s IFCI Factors Limited

We draw the attention to the fact that the internal auditor, who has verified the operating effectiveness of internal controls over financial reporting, is the employee of the company who is also Head of the operation department of the company. Further, the control environment in relation to review of preparation and presentation of financial statements and corresponding risk assessment process is deficient to some extent within the company where such a process would ordinarily be expected to have been established.

Opinion is not modified in respect of aforesaid matter.

For M/s M. K. Aggarwal & Co.
Chartered Accountants
Firm Registration No: 01411N

CA Atul Aggarwal
Partner

Place: New Delhi
Date: May 25, 2023

Membership No.: 099374
UDIN:- 23099374BGSEQP1745

IFCI LTD.

CONSOLIDATED BALANCE SHEET AS AT MARCH 31, 2023

(All amounts are in Rupees crores unless otherwise stated)

	Note	As at March 31, 2023	As at March 31, 2022
I. ASSETS			
(1) Financial Assets			
(a) Cash and cash equivalents	3	1,036.77	966.30
(b) Bank balance other than (a) above	4	2,720.15	1,328.15
(c) Derivative financial instruments	5	14.83	2.02
(d) Trade receivables	6	239.05	242.57
(e) Loans	7	1,907.98	2,623.48
(f) Investments	8	7,700.07	6,540.90
(g) Other financial assets	9	786.06	734.77
Total financial assets		14,404.91	12,438.19
(2) Non-financial Assets			
(a) Investment accounted using equity method	10	-	-
(b) Inventories		71.46	73.89
(c) Current tax assets (Net)		82.34	68.97
(d) Deferred tax Assets (Net)	11	430.02	924.40
(e) Investment property	12	298.16	286.76
(f) Property, plant and equipment	13	962.65	960.90
(g) Capital work-in-progress		5.49	11.51
(h) Intangible assets under development		5.64	4.11
(i) Goodwill	14	446.64	446.64
(j) Other intangible assets	15	56.38	47.01
(k) Other non-financial assets	16	167.52	217.43
Total non-financial assets		2,526.29	3,041.62
Assets held for sale	17	7.54	7.54
Total assets		16,938.73	15,487.35
II. LIABILITIES AND EQUITY			
(1) Financial Liabilities			
(a) Derivative financial instruments	5	-	-
(b) Payables			
(I) Trade payables			
(i) Total outstanding dues of MSMEs	18	17.89	0.87
(ii) Total outstanding dues of creditors other than MSMEs		257.13	390.00
(II) Other Payables			
(i) total outstanding dues of micro enterprises and small enterprises		-	-
(ii) total outstanding dues of creditors other than micro enterprises and small enterprises		-	-
(II) Other payables			
(i) Total outstanding dues of MSMEs	18	-	-
(ii) Total outstanding dues of creditors other than MSMEs		-	2.23
(c) Debt securities	19	4,733.59	5,095.43
(d) Borrowings (other than debt securities)	20	511.55	1,025.02
(e) Subordinated liabilities	21	774.67	974.66
(f) Other financial liabilities	22	3,756.33	2,752.23
Total financial liabilities		10,051.16	10,240.44
(2) Non-Financial Liabilities			
(a) Provisions	23	183.65	156.68
(b) Other non-financial liabilities	24	35.08	35.67
Total non-financial liabilities		218.73	192.35
(3) Equity			
(a) Equity Share capital	25	2,195.93	2,102.99
(b) Other Equity	26	1,570.79	715.10
Equity attributable to equity holders of the parent		3,766.72	2,818.09
Non controlling interest		2,902.12	2,236.47
Total equity		6,668.84	5,054.56
Total liabilities and equity		16,938.73	15,487.35

The accompanying notes are an integral part of these financial statements

As per our report of even date attached

For **M.K. AGGARWAL & CO**
Chartered Accountants
ICAI Firm registration No.: 01411N

CA ATUL AGGARWAL
Partner
Membership No.: 099374

Place: New Delhi
Dated: 25 May 2023

For and on behalf of the Board of Directors of **IFCI Limited**

MANOJ MITTAL
Managing Director &
Chief Executive Officer
DIN 01400076

PRASOON
Chief General Manager &
Chief Financial Officer

PROF. ARVIND SAHAY
Director
DIN 03218334

PRIYANKA SHARMA
Company Secretary

IFCI LTD.

STATEMENT OF CONSOLIDATED PROFIT AND LOSS FOR THE YEAR ENDED 31 MARCH 2023

(All amounts are in Rupees crores unless otherwise stated)

	Note	For the year ended March 31, 2023	For the year ended March 31, 2022
I. Revenue from operations			
Interest income	27	382.17	676.94
Dividend income		105.60	62.39
Rental income		49.94	26.76
Fees and commission income	28	489.59	62.46
Net gain on fair value changes	29	86.42	46.21
Sale of products (including Excise Duty)		2.31	22.29
Sale of services		369.11	655.17
Total Revenue from operations		1,485.14	1,552.22
II. Other Income	30	33.73	43.44
III. Total Income		1,518.87	1,595.66
IV. Expenses			
Finance Costs	31	641.62	943.07
Fees and commission expense		92.55	76.86
Net loss on fair value changes	29	-	-
Impairment on financial instruments	32	(86.14)	1,391.26
Cost of materials consumed		4.05	15.69
Purchases of Stock-in-trade		0.61	10.39
Employee Benefits Expenses	33	303.85	311.04
Depreciation and Amortization	34	73.93	66.39
Others expenses	35	461.08	303.25
Total Expenses		1,491.55	3,117.95
V. Profit / (loss) before exceptional items and tax (III- IV)		27.32	(1,522.29)
Exceptional items		1.24	1.02
VI. Profit/(Loss) before tax		26.08	(1,523.31)
VII. Tax Expense:			
- Current Tax		45.43	35.11
- Taxation for earlier years		0.07	-
- Deferred Tax (Net)	11	100.36	202.78
Total Tax expense		145.86	237.89
VIII. Profit/(loss) for the period		(119.78)	(1,761.20)
Share of net profit of associates and joint ventures accounted for using the equity method		-	-
IX. Profit/(Loss) for the period		(119.78)	(1,761.20)
X. Other Comprehensive Income			
A. (i) Items that will not be reclassified to profit or loss			
- Fair value changes on FVTOCI - Equity securities		1,710.86	2,444.49
- Gain/(loss) on sale of FVTOCI - Equity securities		(53.33)	(102.70)
- Actuarial gain/(loss) on Defined benefit obligation		2.08	1.85
(ii) Income tax relating to items that will not be reclassified to profit or loss			
- Tax on Fair value changes on FVTOCI - Equity securities		(390.82)	(565.28)
- Tax on Actuarial gain/(loss) on Defined benefit obligation		(0.67)	0.02
Subtotal (A)		1,268.12	1,778.38
B. (i) Items that will be reclassified to profit or loss			
- Debt securities measured at FVTOCI - net change in fair value		(0.75)	(10.54)
- Debt securities measured at FVTOCI - reclassified to profit and loss		-	-
- Exchange differences in translating the financial statements of a foreign operation		1.30	0.50
(ii) Income tax relating to items that will be reclassified to profit or loss			
- Tax on Fair value changes on FVTOCI - Debt securities		0.24	(13.80)
Subtotal (B)		0.79	(23.84)
Other Comprehensive Income (A + B)		1,268.91	1,754.54
XI. Total Comprehensive Income for the period		1,149.13	(6.66)
XII. Profit for the year attributable to Equity holders of the parent		(207.80)	(1,831.34)
Non-controlling interest		87.98	70.14
XIII. Total comprehensive income for the year attributable to Equity holders of the parent		448.45	(920.40)
Non-controlling interest		700.66	913.76
XIV. Earnings per equity share			
Basic Earnings per share of ₹ 10.00 each		(0.95)	(8.71)
Diluted Earnings per share of ₹ 10.00 each		(0.95)	(8.71)

The accompanying notes are an integral part of these financial statements

As per our report of even date attached

For **M.K. AGGARWAL & CO**
Chartered Accountants
ICAI Firm registration No.: 01411N

CA ATUL AGGARWAL
Partner
Membership No.: 099374

Place: New Delhi
Dated: 25 May 2023

For and on behalf of the Board of Directors of **IFCI Limited**

MANOJ MITTAL
Managing Director &
Chief Executive Officer
DIN 01400076

PRASOON
Chief General Manager &
Chief Financial Officer

PROF ARVIND SAHAY
Director
DIN 03218334

PRIYANKA SHARMA
Company Secretary

IFCI LTD.

CONSOLIDATED STATEMENT OF CASH FLOW FOR THE YEAR ENDING 31 MARCH 2023

(All amounts are in Rupees crores unless otherwise stated)

	For the year ended March 31, 2023	For the year ended March 31, 2022
A. CASH FLOW FROM OPERATING ACTIVITIES		
Net Profit before Tax	26.08	(1,523.31)
Adjustments for:		
Depreciation and amortisation	73.93	66.39
Impairment provision/ write offs	(86.14)	1,391.26
Unrealised gain/(loss) on investments	248.14	150.78
(Profit)/ Loss on Sale of Assets	(0.22)	(0.02)
Operating Profit before Working Capital Changes & Operating Activities	<u>261.79</u>	<u>85.10</u>
Adjustments for Operating Activities:		
(Increase)/ decrease in Investments	249.47	1,096.59
(Increase)/ decrease in Inventory	2.43	14.74
(Increase)/ decrease in Loans & Advances	801.65	2,826.10
(Increase)/ decrease in Derivative Financial Instruments	(12.81)	(2.02)
Increase/ (decrease) in Trade Payables	(118.08)	(228.33)
Increase/ (decrease) in Subordinated Liabilities	(199.99)	(338.64)
(Increase)/ decrease in Receivables	3.52	(48.94)
Increase/ (decrease) in Debt Securities	(361.84)	(2,275.55)
Increase/ (decrease) in Borrowings	(513.47)	(1,331.93)
Operating Profit before Working Capital Changes	<u>112.67</u>	<u>(202.88)</u>
Adjustments for:		
(Increase)/ decrease in Other Financial Assets	(51.29)	803.29
Increase/ (decrease) in Other Non-financial Asset	51.21	(145.50)
Increase/ (decrease) in Other Financial Liability	971.48	(764.89)
Increase/ (decrease) in Other Non-financial Liability	(0.59)	23.11
Increase/ (decrease) in Provision	29.05	6.14
Increase/ (decrease) in other bank balances	(1,392.00)	12.56
Increase/ (decrease) in assets held for sale	-	3.77
Cash Flow before taxation	<u>(392.14)</u>	<u>(61.52)</u>
Income Tax (paid)/ refund - Net	<u>(56.10)</u>	<u>7.79</u>
Net cash flow from Operating Activities	<u>(335.57)</u>	<u>(256.61)</u>
B. CASH FLOW FROM INVESTING ACTIVITIES		
Purchase of / Advance for property, plant and equipments (including Leased property)	(64.48)	(23.32)
Investment in subsidiaries		
Proceeds from sale of investment property	(11.39)	(0.00)
Purchase of/ Advance for Intangible Asset	(1.07)	(5.61)
Proceeds from sale of property, plant and equipments (including leased property)	17.98	(2.21)
Sale of Investments	-	1.13
Net cash flow from Investing Activities	<u>(58.96)</u>	<u>(30.01)</u>
C. CASH FLOW FROM FINANCING ACTIVITIES		
Share application money received	400.00	-
Redemption of Preference Shares	-	-
Issue of Equity Shares	92.94	61.01
Share Premium (net of expenses)	7.06	38.99
Dividend paid	(35.00)	(26.82)
Net cash flow from Financing Activities	<u>465.00</u>	<u>73.18</u>
Net Increase/ (Decrease) in Cash and Cash Equivalent Flow (A+B+C)	<u>70.47</u>	<u>(213.44)</u>
Add : Cash and Cash Equivalents at beginning of the financial year	966.30	1,179.74
Cash and Cash Equivalents at the end of the financial year	<u>1,036.77</u>	<u>966.30</u>
Details of Cash and Cash Equivalents at the end of the year:		
Cash in hand (including postage stamps)	3.98	3.27
Balances with Banks		
- Bank balance	655.45	596.92
- Bank Deposits	341.51	281.10
Collateralised borrowings lending operations (CBLO)	35.83	85.00
Cheques on hand & under collection and remittances in transit	-	-
Total Cash and Cash Equivalents at the end of the year	<u>1,036.77</u>	<u>966.30</u>

The accompanying notes are an integral part of these financial statements

As per our report of even date attached

For **M.K. AGGARWAL & CO**
Chartered Accountants
ICAI Firm registration No.: 01411N

CA ATUL AGGARWAL
Partner
Membership No.: 099374

Place: New Delhi
Dated: 25 May 2023

For and on behalf of the Board of Directors of **IFCI Limited**

MANOJ MITTAL
Managing Director &
Chief Executive Officer
DIN 01400076

PRASOON
Chief General Manager &
Chief Financial Officer

PROF. ARVIND SAHAY
Director
DIN 03218334

PRIYANKA SHARMA
Company Secretary

STATEMENT OF CHANGES IN EQUITY (CONSOLIDATED) FOR THE YEAR ENDED 31 MARCH 2023

(All amounts are in Rupees crores unless otherwise stated)

Particulars	Reserves and Surplus											Total non controlling interest holders of the parent	Total								
	Balance as at 01 April 2021	Changes in Equity Share Capital due to prior period errors	Restated balance as at 01 April 2021	Securities Premium Reserve	Capital Redemption Reserve	Debiture Redemption Reserve	Amalgamation Reserve	General Reserve	Impairment Reserve	Retained Earnings	Debt instruments through Other Comprehensive Income			Equity Instruments through Other Comprehensive Income	Restated balance as at 31 March 2022	Changes in equity share capital during the year	Balance as at 31 March 2023				
a. Equity Share Capital	1,895.99	-	1,895.99									2,102.99	92.94	2,195.93							
b. Other Equity																					
Balance as at 31 March, 2021	335.82	200.00	924.23	136.74	0.85	37.30	1,032.06	300.05	260.08	(0.60)	374.01	132.00	(2,187.56)	21.35	203.86	1,841.97	1,286.53	3,128.49			
Total comprehensive income for the year	-	-	-	-	-	-	-	-	-	-	-	-	(1,831.34)	(24.34)	933.88	0.26	1.11	(920.42)	913.76	(6.66)	
Transfer to/from retained earnings	-	-	0.52	-	-	30.89	93.00	-	(150.50)	-	166.38	7.57	(138.86)	-	-	-	-	-	-	-	
Application money transfer during the year	-	(200.00)	-	-	-	-	-	-	-	-	-	-	-	-	-	-	-	-	(200.00)	-	(200.00)
Application money received during the year	-	-	-	-	-	-	-	-	-	-	-	-	-	-	-	-	-	-	-	-	-
Dividends paid including tax	-	-	-	-	-	-	-	-	-	-	-	-	-	-	-	-	-	-	(26.82)	(26.82)	-
Others	-	-	-	-	-	-	-	-	-	-	-	-	(6.45)	-	-	-	-	-	(6.45)	63.00	56.55
Balance as at 31 March, 2022	335.82	-	924.75	136.74	0.85	68.19	1,125.06	300.05	100.58	(0.60)	540.39	130.57	(4,144.22)	(2.79)	1,137.54	0.61	52.54	715.10	2,238.47	2,951.55	
Total comprehensive income for the year	-	-	-	-	-	-	-	-	-	-	-	-	(207.80)	0.18	655.30	0.69	0.75	446.63	700.66	1,149.29	
Transfer to/from retained earnings	-	-	1.10	-	-	52.00	-	-	-	-	13.66	9.05	(75.88)	-	0.08	-	-	0.00	-	-	0.00
Application money transfer during the year	-	-	-	-	-	-	7.06	-	-	-	-	-	-	-	-	-	-	-	7.06	-	7.06
Application money received during the year	-	400.00	-	-	-	-	-	-	-	-	-	-	-	-	-	-	-	-	400.00	-	400.00
Dividends paid including tax	-	-	-	-	-	-	-	-	-	-	-	-	-	-	-	-	-	-	-	(35.00)	(35.00)
Others	-	-	-	-	-	-	-	-	-	-	-	-	(0.00)	-	-	-	-	-	(0.00)	-	(0.00)
Balance as at 31 March, 2023	335.82	400.00	925.84	136.74	0.85	120.19	1,132.12	300.05	100.58	(0.60)	554.05	146.62	(4,427.91)	(2.61)	1,792.92	1.30	53.30	1,570.79	2,802.12	4,472.91	

The accompanying notes are an integral part of these financial statements

As per our report of even date attached

For **M.K. AGGARWAL & CO**
Chartered Accountants
ICAI Firm registration No.: 01411N

For and on behalf of the Board of Directors of IFCI Limited

MANOJ MITTAL
Managing Director &
Chief Executive Officer
DIN 01400076

PROF. ARVIND SAHAY
Director
DIN 03218334

CA ATUL AGGARWAL
Partner
Membership No.: 099374

PRIYANKA SHARMA
Company Secretary

Place: New Delhi
Dated: 25 May 2023

(All amounts are in Rupees crores unless otherwise stated)

ACCOUNTING POLICIES AND NOTES TO THE FINANCIAL STATEMENTS FOR THE YEAR ENDED MARCH 31, 2023

1 GROUP INFORMATION

A Background

IFCI Limited ('the Company'), incorporated in Delhi, India is a Non-Banking Finance Company in the public sector. Established in 1948 as a statutory corporation, IFCI is currently a company listed on BSE and NSE. The Company provide financial support for the diversified growth of Industries across the spectrum. The financing activities cover various kinds of projects such as airports, roads, telecom, power, real estate, manufacturing, services sector and such other allied industries. The Group's registered office is at 61 Nehru Place, New Delhi-110 019. The Company together with its subsidiaries are collectively referred to as "the Group".

2 SIGNIFICANT ACCOUNTING POLICIES

A Basis of Preparation of Financial Statements

The consolidated financial statements for the year ended March 31, 2023 have been prepared by the Group in accordance with Indian Accounting Standards ("Ind AS") notified by the Ministry of Corporate Affairs, Government of India under the Companies (Indian Accounting Standards) Rules, 2015 as amended from time to time, in this regard.

For periods up to and including the year ended March 31, 2018, the Group presented its financial statements on accrual basis under historical cost convention, and conform in all material aspects to the Generally Accepted Accounting Principles in India ('Indian GAAP' or 'previous GAAP') which encompasses applicable accounting standards relevant provisions of the Companies Act, 2013, the applicable guidelines issued by the Reserve Bank of India (RBI) for Non-Banking Financial Companies, other statutory provisions and regulatory framework.

The accounting policies set out below have been applied consistently to the periods presented in these Consolidated financial statements.

The financial statements were authorised for issue by the Group's Board of Directors on 25 May 2023.

B Functional and Presentation currency

These financial statements are presented in Indian Rupees (INR), which is the Group's functional and presentation currency. All amounts have been denominated in crores and rounded off to the nearest two decimal, except when otherwise indicated.

C Basis of measurement

The financial statements have been prepared on a historical cost basis, except for the following material items:

- Financial assets at FVTOCI that is measured at fair value
- Financial instruments at FVTPL that is measured at fair value
- Net defined benefit (asset)/ liability - fair value of plan assets less present value of defined benefit obligation
- Assets held for sale - Measured at fair value less cost to sale

D Use of judgements and estimates

In preparing these financial statements, management has made judgements, estimates and assumptions that affect the application of accounting policies and the reported amounts of assets and liabilities (including contingent liabilities and assets) as on the date of the financial statements and the reported income and expenses for the reporting period. Management believes that the estimates used in the preparation of the financial statements are prudent and reasonable. Actual results may differ from these estimates.

Estimates and underlying assumptions are reviewed on an ongoing basis. Revisions to accounting estimates are recognised prospectively.

E Principles of consolidation and equity accounting

a. Subsidiaries

Subsidiaries are all entities over which the group has control. The group controls an entity when the group is exposed to, or has rights to, variable returns from its involvement with the entity and has the ability to affect those returns through its power to direct the relevant activities of the entity. Subsidiaries are fully consolidated from the date on which control is transferred to the group. They are deconsolidated from the date that control ceases.

The group combines the financial statements of the parent and its subsidiaries line by line adding together like items of assets, liabilities, equity, income and expenses. Intercompany transactions, balances and unrealised gains on transactions between group companies are eliminated. Unrealised losses are also eliminated unless the transaction provides evidence of an impairment of the transferred asset. Accounting policies of subsidiaries have been changed where necessary to ensure consistency with the policies adopted by the group.

Non-controlling interests in the results and equity of subsidiaries are shown separately in the consolidated statement of profit and loss, consolidated statement of changes in equity and balance sheet respectively.

b. Associates

Associates are all entities over which the group has significant influence but not control or joint control. This is generally the case where the group holds between 20% and 50% of the voting rights. Investments in associates are accounted for using the equity method of accounting after initially being recognised at cost.

c. Joint ventures

Interests in joint ventures are accounted for using the equity method (see (d) below), after initially being recognised at cost in the consolidated balance sheet.

d. Equity method

Under the equity method of accounting, the investments are initially recognised at cost and adjusted thereafter to recognise the group's share of the post-acquisition profits or losses of the investee in profit and loss, and the group's share of other comprehensive income of the investee in other comprehensive income. Dividends received or receivable from associates and joint ventures are recognised as a reduction in the carrying amount of the investment.

(All amounts are in Rupees crores unless otherwise stated)

F Significant accounting policies

The Group has consistently applies the following accounting policies to all periods presented in these financial statements.

a. Revenue recognition

- i. Interest income from financial assets is recognised on an accrual basis using Effective Interest Rate ('EIR') method. The EIR is the rate that exactly discounts the estimated future cash receipts through the expected life of the financial instrument or a shorter period, where appropriate to the net carrying amount of the financial asset. The EIR is computed basis the expected cash flows by considering all the contractual terms of the financial instrument. The calculation includes all fees, transaction costs, and all other premiums or discounts paid or received between parties to the contract that are an integral part of the effective interest rate.
The interest revenue continues to be recognised at the original EIR applied on the gross carrying amount for financial assets (when the asset is not credit impaired). The Company has changed its accounting policy whereby income on stage 3 assets (except on assets which are standard under IRAC norms) shall not be recognized in books of accounts with effect from 01st April 2021.
For financial assets that were credit impaired on initial recognition, interest income is calculated by applying the credit-adjusted effective interest rate to the amortised cost of the financial asset.
- ii. Penal interest and other overdue charges which are not included in effective interest rate is recognised on realisation, due to uncertainty of realisation and is accounted for accordingly.
- iii. Amount received from borrowers against loans and advances are appropriated due date-wise towards other debits, interest overdue and principal overdue, in that order, across the due dates, except in the case of one time or negotiated settlements, where the appropriation is done as per the terms of the settlement.
- iv. Premium on pre-payment of loans/ reduction in interest rates is recognised as income on receipt basis.
- v. Dividends declared by the respective Companies till the close of the accounting period are accounted for as income when the right to receive the dividend is established.
- vi. LC Commission is recognised over time as the services are rendered as per the terms of the contract.
- vii. The dividend unclaimed on account of shares sold and outstanding in the books are recognised as income after the end of three years, the limitation period.
- viii. Income from physical custody services is recognized on a monthly basis as per agreements with customers.
- ix. Broking Income is recognised on the trade date of the transaction upon confirmation of the transactions by the Exchanges.
- x. Service charges received are recognised as income on completion of post trading operations. A post trading operation is treated as complete on settlement under the electronic segment and on lodgement/ delivery of securities under the paper segment.
- xi. Annual maintenance charges received from beneficiary account holders/clearing members for depository services are amortised on time proportion basis over the period of contract.
- xii. Charges collected on cheques dishonored/ bounced are recognised on actual basis.
- xiii. Income from digitisation and software services is recognised over a period of time. Income from software products is recognised on either delivery or installation of product.
- xiv. Revenue from hospitality services is recognised on accrual basis:
 - (i) Selling price is determined on the basis of published rack rate less discount offered to customers
 - (ii) Income in foreign exchange: The bills for services rendered are raised in Indian Rupees. The payment received in foreign currency against these bills, is credited and accounted for at the rate/ rates prevalent on the date of receipt of payment. The gains/ losses arising out of the fluctuation in the exchange rates are accounted for on realization.
- xv. Revenue from real estate development of constructed properties is recognised either on point in time or over the period. Conditions whether revenue shall be recognised over time:
 - a) The customer simultaneously receives and consumes the benefits provided by the entity's performance as the entity performs.
 - b) The entity's performance creates or enhances an asset (e.g., work in process) that the customer controls as the asset is created or enhanced.
 - c) The entity's performance does not create an asset with an alternative use to the entity and the entity has an enforceable right to payment for performance completed to date
- xvi. Project cost includes cost of land, estimated cost of construction and development of such properties. The estimates of the saleable area and costs are reviewed periodically and effect of any changes in such estimates recognised in the period such changes are determined.
 - (i) Revenue from external project services is recognized based on the Cost plus method. A fixed markup percentage is added to the cost incurred towards construction and the total is recognized as revenue. Revenue is recorded based on point in time when conditions satisfying over time are not met.
 - (ii) Revenue from sale of property held as stock-in-trade is recognized upon transfer of control of the said property.
- xvii. Income & Expenses on Project Consultancy, Entrepreneurship Development Trainings etc. under the Grants-In Aid (G.I.A)/ similar other programmes awarded by the Central/ State Govt. Department/ Other Agencies are accounted on an over time basis.

b. Financial instruments

I. Initial recognition and measurement

Financial assets and financial liabilities are recognised when the Group becomes a party to the contractual provisions of the instruments. Financial assets and financial liabilities are initially measured at fair value. Transaction costs that are directly attributable to the acquisition or issue of financial assets and financial liabilities (other than financial assets and financial liabilities at fair value through profit or loss) are added to or deducted from the fair value of the financial assets or financial liabilities, as appropriate, on initial recognition. However, trade receivables that do not contain a significant financing component are measured at transaction price.

II. Classifications and subsequent measurement

Financial assets

On initial recognition, a financial asset is classified as subsequently measured at either amortised cost or fair value through other comprehensive income ('FVTOCI') or FVTPL, depending on the contractual cash flow characteristics of the financial assets and the Group's business model for managing the financial assets.

(All amounts are in Rupees crores unless otherwise stated)

Business Model Assessment

The Group makes an objective assessment of the business model in which an asset is held at a portfolio level, because this best reflects the way the business is managed and information is provided to management. The information considered includes:

- The stated policies and objectives for the portfolio and the operation of those policies in practice. In particular, whether management's strategy focuses on earning contractual interest revenue, maintaining a particular interest rate profile, matching the duration of the financial assets to the duration of the liabilities that are funding those assets or realising cash flows through the sale of the assets;
- The frequency, volume and timing of sales in prior periods, the reasons for such sales and its expectations about future sales activity. However, information about sales activity is not considered in isolation, but as part of an overall assessment of how the Group's stated objective for managing the financial assets is achieved and how cash flows are realized;

The risks that affect the performance of the business model (and the financial assets held within that business model) and how those risks are managed.

Financial assets are not reclassified subsequent to their initial recognition, except if and in the period the Group changes its business model for managing financial assets.

Financial assets at Amortised Cost

A financial asset is measured at amortised cost only if both of the following conditions are met:

- It is held within a business model whose objective is to hold assets in order to collect contractual cash flows.
- The contractual terms of the financial asset represent contractual cash flows that are solely payments of principal and interest.

Subsequently, these are measured at amortised cost using the effective interest rate (EIR) method less any impairment losses.

Financial assets at Fair Value through Other Comprehensive Income ('FVTOCI')

A financial asset is measured at FVTOCI only if both of the following conditions are met:

- It is held within a business model whose objective is achieved by both collecting contractual cash flows and selling financial assets.
- The contractual terms of the financial asset represent contractual cash flows that are solely payments of principal and interest.

Subsequently, these are measured at fair value and changes therein, are recognised in other comprehensive income. Impairment losses on said financial assets are recognised in other comprehensive income and do not reduce the carrying amount of the financial asset in the balance sheet

Financial assets at Fair Value through Profit and Loss (FVTPL)

Any financial instrument, which does not meet the criteria for categorisation as at amortised cost or as FVOCI, is classified as at FVTPL. Subsequently, these are measured at fair value and changes therein, are recognised in profit and loss account.

Investment in equity instruments

All equity investments in scope of Ind AS 109 are measured at FVTPL.

Subsequently, these are measured at fair value and changes therein, are recognised in profit and loss account. However on initial recognition of an equity instrument that is not held for trading, the Group may irrevocably elect to present subsequent changes in fair value in OCI. This election is made on an investment by investment basis.

Derivative instruments

All derivative instruments are measured as FVTPL.

Financial liabilities and equity instruments

Debt and equity instruments issued by the Group are classified as either financial liabilities or as equity in accordance with the substance of the contractual arrangements and the definitions of a financial liability and an equity instrument.

Financial liabilities are classified, at initial recognition, as financial liabilities at fair value through profit or loss or amortised cost, as appropriate and is accordingly accounted for.

An equity instrument is any contract that evidences a residual interest in the assets of an entity after deducting all of its liabilities. Equity instruments issued by the Group is recognised at the proceeds received, net of directly attributable transaction costs.

III. Measurement Basis

Amortised cost

Amortised cost is the amount at which the financial asset or financial liability is measured at initial recognition minus the principal repayments, plus or minus the cumulative amortisation using the EIR method of discount or premium on acquisition and fees or costs that are an integral part of the EIR and, for financial assets, adjusted for any loss allowance.

Fair Valuation

Fair value is the price that would be received to sell an asset or paid to transfer a liability in an orderly transaction between market participants at the measurement date in the principal or, in its absence, the most advantageous market to which the Group has access at that date. The fair value of a liability reflects its non-performance risk.

When one is available, the Group measures the fair value of an instrument using the quoted price in an active market for that instrument. A market is regarded as active if transactions for the asset or liability take place with sufficient frequency and volume to provide pricing information on an ongoing basis.

If there is no quoted price in an active market, then the Group uses valuation techniques that maximise the use of relevant observable inputs and minimise the use of unobservable inputs. The valuation technique incorporates all of the factors that market participants would take into account in pricing a transaction.

(All amounts are in Rupees crores unless otherwise stated)

IV. De-recognition/Modification of financial assets and financial liabilities

Derecognition of financial assets and financial liabilities

Financial assets

A financial asset (or, where applicable, a part of a financial asset or part of a group of similar financial assets) is primarily de-recognised (i.e. removed from the Group's balance sheet) when:

- The rights to receive cash flows from the asset have expired, or fully recovered or
- The Group has transferred its rights to receive cash flows from the asset or has assumed an obligation to pay the received cash flows in full without material delay to a third party under a 'pass-through' arrangement; and either (a) the Group has transferred substantially all the risks and rewards of the asset, or (b) the Group has neither transferred nor retained substantially all the risks and rewards of the asset, but has transferred control of the asset.

When the Group has transferred its rights to receive cash flows from an asset or has entered into a pass-through arrangement, it evaluates if and to what extent it has retained the risks and rewards of ownership. When it has neither transferred nor retained substantially all of the risks and rewards of the asset, nor transferred control of the asset, the Group continues to recognize the transferred asset to the extent of the Group's continuing involvement. The Group also recognise a liability for the consideration received attributable to the Group's continuing involvement on the asset transferred. The transferred asset and the associated liability are measured on a basis that reflects the rights and obligations that the Group has retained.

On de-recognition of a financial asset, the difference between the carrying amount of the asset (or the carrying amount allocated to the portion of the asset de-recognised) and the sum of (i) the consideration received (including any new asset obtained less any new liability assumed) and (ii) any cumulative gain or loss that had been recognised in OCI is recognised in profit or loss.

Financial liabilities

The Group de-recognises a financial liability when its contractual obligations are discharged or cancelled, or expired.

V. Offsetting of financial instruments

Financial assets and financial liabilities are offset and the net amount is reported in the balance sheet when the Group has a legally enforceable right to offset the recognised amounts and there is an intention to settle on a net basis, or realize the asset and settle the liability simultaneously.

VI. Impairment of Financial Assets

The Group recognises impairment allowances for ECL on all the financial assets that are not measured at FVTPL:

- financial assets that are debt instruments
- lease receivables
- financial guarantee contracts issued
- loan commitment issued

No impairment loss is recognised on equity investments

ECL are probability weighted estimate of credit losses. They are measured as follows:

- financial assets that are not credit impaired – as the present value of all cash shortfalls that are possible within 12 months after the reporting date.
- financial assets with significant increase in credit risk but not credit impaired – as the present value of all cash shortfalls that result from all possible default events over the expected life of the financial asset.
- financial assets that are credit impaired – as the difference between the gross carrying amount and the present value of estimated cash flows
- undrawn loan commitments – as the present value of the difference between the contractual cash flows that are due to the Group if the commitment is drawn down and the cash flows that the Group expects to receive

With respect to trade receivables and other financial assets, the Group measures the loss allowance at an amount equal to lifetime expected credit losses.

Loss allowances for financial assets measured at amortised cost are deducted from the gross carrying amount of the assets. For financial assets at FVTOCI, the loss allowance is recognised in OCI.

Write-off

Financial assets are written off (either partially or in full) when there is no reasonable expectation of recovering a financial asset in its entirety or a portion thereof. This is generally the case when the Group determines that the borrower does not have assets or sources of income that could generate sufficient cash flows to repay the amounts subject to the write-off. This assessment is carried out at the individual asset level.

However, financial assets that are written off could still be subject to enforcement activities under the Group's recovery procedures, taking into account legal advice where appropriate. Any recoveries made are recognised in profit or loss as an adjustment to impairment on financial assets.

d. Leases

Leases are classified as finance leases whenever the terms of the lease transfer substantially all the risks and rewards of ownership to the lessee. All other leases are classified as operating leases.

I. The Group as lessor

Amounts due from lessees under finance leases are recognised as receivables at the amount of the Group's net investment in the leases. Finance lease income is allocated to accounting periods so as to reflect a constant periodic rate of return on the Group's net investment outstanding in respect of the leases.

Rental income from operating leases is generally recognised on a straight-line basis over the term of the relevant lease. Where the rentals are structured solely to increase in line with expected general inflation to compensate for the Group's expected inflationary cost increases, such increases are recognised in the year in which such benefits accrue.

(All amounts are in Rupees crores unless otherwise stated)

II. The Group as lessee

Rental expense from operating leases is generally recognised on a straight-line basis over the term of the relevant lease. Where the rentals are structured solely to increase in line with expected general inflation to compensate for the lessor's expected inflationary cost increases, such increases are recognised in the year in which such cost incurred. Contingent rentals arising under operating leases are recognised as an expense in the period in which they are incurred.

e. Employee benefits

i. Short term employee benefits

Short term employee benefits are expensed as the related service is provided. A liability is recognised for the amount expected to be paid if the Group has a present legal or constructive obligation to pay this amount as a result of past service provided by the employee and the obligation can be estimated reliably.

ii. Post employment benefits

a. Defined contribution plans

Pension

Prior to 1 April 2008, the employees were governed by the provisions of the pension scheme in operation at the time of their retirement and are accordingly entitled to DA relief and family pension as and when due. The contribution made on account of same is charged to revenue as and when due. The Group switched to defined contribution scheme in August 2008 for employees existing on 1 April 2008 and opting for the same. The administration of Pension Fund in respect of the employees has been entrusted by Trustees to Life Insurance Corporation of India (LIC) by entering into a Group Superannuation Cash Accumulation Scheme.

Provident fund

Group Companies other than IFCI pays provident fund contributions to publicly administered provident funds as per local regulations. The group has no further payment obligations once the contributions have been paid. The contributions are accounted for as defined contribution plans and the contributions are recognised as employee benefit expense when they are due.

b. Defined benefit plans

Provident Fund

IFCI pays fixed contribution to Provident Fund at predetermined rates to a separate trust, which invests the funds in permitted securities. The contributions to the fund for the year are recognized as expense and are charged to the profit or loss. The obligation of the Group is to make such fixed contributions and to ensure a minimum rate of return to the members as specified by the Government of India (GoI).

Gratuity

The Group has a defined benefit employee scheme in the form of Gratuity. The Trustees of the scheme have entrusted the administration of related fund to LIC. Expense for the year is determined on the basis of actuarial valuation of the Group's year-end obligation in this regard and the value of year end assets of the scheme. Contribution is deposited with LIC based on intimation received by the Group.

Medical facility

The Group has a post-retirement medical benefit scheme for employees and their dependents subject to certain limits for hospitalization and normal medical treatment.

The Group's net obligation in respect of defined benefit plans is calculated separately for each plan by estimating the amount of future benefit that employees have earned in return for their service in the current costs and the fair value of any plan assets, if any is deducted.

The present value of the obligation under such defined benefit plan is determined based on actuarial valuation using the Projected Accrued Benefit Method (same as Projected Unit Credit Method), which recognises each period of service as giving rise to additional unit of employee benefit entitlement and measures each unit separately to build up the final obligation.

The obligation is measured at the present value of the estimated future cash flows. The discount rates used for determining the present value of the obligation under defined benefit plan, are based on the market yields on Government securities as at the balance sheet date. When the calculation results in a potential asset for the Group, the recognised asset is limited to the present value of economic benefits available in the form of any future refunds from the plan or reductions in future contribution to the plan.

The change in defined benefit plan liability is split into changes arising out of service, interest cost and re-measurements and the change in defined benefit plan asset is split between interest income and re-measurements. Changes due to service cost and net interest cost / income is recognized in the statement of profit and loss. Re-measurements of net defined benefit liability / (asset) which comprise of the below are recognized in other comprehensive income:

- Actuarial gains and losses;
- The return on plan assets, excluding amounts included in net interest on the net defined benefit liability (asset)

iii. Other long term employee benefits

Benefits under the Group's leave encashment and leave fare concession constitute other long term employee benefits. The Group's net obligation in respect of leave encashment is the amount of future benefit that employees have present value, and the fair value of any related assets is deducted. The calculation is performed using the projected unit credit method. Any actuarial gains or losses are recognized in profit or loss in the period in which they arise. Provision for Leave fare concession is being made on actuarial valuation basis.

f) Income Taxes

Income-tax expense comprises of current tax (i.e. amount of tax for the period determined in accordance with the income tax law) and deferred tax charge or credit (reflecting the tax effects of temporary differences between tax base and book base). It is recognised in profit or loss except to the extent that it relates to a business combination, or items recognised directly in equity or in OCI.

I. Current tax

Current tax is measured at the amount expected to be paid in respect of taxable income for the year in accordance with the Income Tax Act, 1961. Current tax comprises the tax payable on the taxable income or loss for the year and any adjustment to the tax payable in respect of previous years. It is measured using tax rates enacted or substantively enacted at the reporting date. Minimum alternative tax ('MAT') under the provisions of the Income Tax Act, 1961 is recognised as current tax in the statement of profit and loss.

(All amounts are in Rupees crores unless otherwise stated)

Current tax assets and liabilities are offset only if, the Group:

- a) has a legally enforceable right to set off the recognised amounts; and
- b) intends either to settle on a net basis, or to realize the asset and settle the liability simultaneously.

II. Deferred tax

Deferred tax is recognised in respect of temporary differences between the carrying amounts of assets and liabilities for financial reporting purposes and the amounts used for taxation purposes. Deferred tax assets are reviewed at each reporting date and based on management's judgement, are reduced to the extent that it is no longer probable that the related tax benefit will be realised; such reductions are reversed when the probability of future taxable profits improves.

Unrecognized deferred tax assets are reassessed at each reporting date and recognised to the extent that it has become probable that future taxable profits will be available against which they can be used. Deferred tax is measured at the tax rates that are expected to be applied to temporary differences when they reverse, using tax rates enacted or substantively enacted at the reporting date.

The measurement of deferred tax reflects the tax consequences that would follow from the manner in which the Group expects, at the reporting date, to recover or settle the carrying amount of its assets and liabilities.

Deferred tax assets and liabilities are offset only if the Group:

- a) has a legally enforceable right to set off current tax assets against current tax liabilities; and
- b) the deferred tax assets and the deferred tax liabilities relate to income taxes levied by the same taxation authority.

The credit available under the Act in respect of MAT paid is recognised as an asset only when and to the extent there is convincing evidence that the Group will pay normal income tax during the period for which the MAT credit can be carried forward for set-off against the normal tax liability. MAT credit recognised as an asset is reviewed at each balance sheet date and written down to the extent the aforesaid convincing evidence no longer exists.

g) Property, plant and equipment and Investment property

Recognition and measurement

Property, plant and equipment held for use or for administrative purposes, are stated in the balance sheet at cost less accumulated depreciation and accumulated impairment losses. The cost includes non-refundable taxes, duties, freight and other incidental expenses related to the acquisition and installation of the respective assets.

Investment Property consists of building let out to earn rentals. The Group follows cost model for measurement of investment property.

Depreciation

Depreciation is provided using the straight line method over the useful life as prescribed under Schedule II to the Companies Act, 2013. Depreciation is calculated on pro-rata basis, including the month of addition and excluding the month of sale/disposal. Leasehold improvements are amortised over the underlying lease term on a straight line basis. Residual value in respect of Buildings and Vehicles is considered as 5% of the cost and in case of other assets 'Nil'.

The estimated useful lives, residual values and depreciation method are reviewed at the end of each reporting period, with the effect of any changes in estimate accounted for on a prospective basis.

Considering the nature of business and operations of the company, SHCIL and step down subsidiary of SHCIL considered shorter life for certain assets as detailed below:

Nature of Asset	Useful life Adopted	Useful life in Companies Act
Computer Servers and Network	4 years	6 years
Mobiles	2 years	5 years
Vehicles	3 years	8 years
Building	58 years	60 years
SHCILMahape Building	63 Yersars	60 Years

De-recognition

An item of property, plant and equipment or investment property is de-recognized upon disposal or when no future economic benefits are expected to arise from the continued use of the asset. Any gain or loss arising on the disposal or retirement of an item of property, plant and equipment or investment property is determined as the difference between the sales proceeds and the carrying amount of the asset and is recognised in profit or loss.

h) Intangible assets

Recognition and measurement

Intangible assets are recognized at cost of acquisition which includes all expenditure that can be directly attributed or allocated on a reasonable and consistent basis, to create, produce or making the asset ready for its intended use.

Amortisation

Amortisation is recognised on a straight-line basis over their estimated useful lives. The estimated useful life and amortisation method are reviewed at the end of each reporting period, with the effect of any changes in estimate being accounted for on a prospective basis.

The intangible assets shown in the Balance Sheet include computer software having perpetual license and are amortized on Straight Line Method over the period of six years from the date of capitalization.

In the case of IFIN, the computer software has been amortised at the rate of 40% following written down value method.

De-recognition

An intangible asset is de-recognized on disposal, or when no future economic benefits are expected from use or disposal. Gains or losses arising from de-recognition of an intangible asset, measured as the difference between the net disposal proceeds and the carrying amount of the asset, is recognised in profit or loss when the asset is de-recognized.

(All amounts are in Rupees crores unless otherwise stated)

i) Impairment of non-financial assets

At each reporting date, the Group reviews the carrying amount of its non financial assets (other than assets held for sale and deferred tax assets) to determine whether there is any indication of impairment. If any such indication exists, then the asset's recoverable amount is estimated.

For impairment testing, assets are grouped together into the smallest group of assets that generates cash inflows from continuing use that is largely independent of the cash inflows of other assets or CGUs.

The 'recoverable amount' of an asset or CGU is the greater of its value in use and its fair value less costs to sell. 'Value in use' is based on the estimated future cash flows, discounted to their present value using a pre-tax discount rate that reflects current market assessments of the time value of money and the risks specific to the asset or CGU.

Impairment losses are recognised in profit and loss. An impairment loss is reversed only to the extent that the asset's carrying amount does not exceed the carrying amount that would have been determined, net of depreciation or amortisation, if no impairment loss had been recognised.

j) Foreign currency transactions

The expenses and income in foreign exchange transactions are accounted for at the rates prevailing on the date of transactions/ at the forward rate, if booked, for such transaction. Assets and liabilities held in foreign currencies and accrued income and expenditure in foreign currencies are translated into Indian Rupees at the rates advised by Foreign Exchange Dealers Association of India (FEDAI) prevailing towards the close of the accounting period. Gains/ losses, if any, on valuation of various assets and liabilities are taken to Statement of Profit & Loss.

Foreign currency balances pertaining to Hospitality Business have been converted at the closing TT buying rate at the year end.

k) Provisions and contingencies related to claims, litigation, etc.

Provisions are recognised when the Group has a legal and constructive obligation as a result of a past event, for which it is probable that cash outflow will be required and a reliable estimate can be made of the amount of the obligation. Provisions are measured at the present value of management's best estimate of the expenditure required to settle the present obligation at the end of the reporting period. The discount rate used to determine the present value is a pre-tax rate that reflects current market assessments of the time value of money and the risks specific to the liability.

l) Contingent liabilities and contingent assets

A contingent liability exists when there is a possible but not probable obligation, or a present obligation that may, but probably will not, require an outflow of resources, or a present obligation whose amount cannot be estimated reliably. Contingent liabilities do not warrant provisions, but are disclosed unless the possibility of outflow of resources is remote.

Contingent assets are disclosed in the financial statements where an inflow of economic benefits is probable.

m) Cash and cash equivalent

Cash and cash equivalents include balance with banks in current accounts and term deposits, cash & cheques in hand and money lent on collateralized lending & borrowing obligations transactions.

n) Segment reporting

Operating segments are reported in a manner consistent with the internal reporting provided to the Chief Operating Decision Maker (CODM) of the Group. The CODM is responsible for allocating resources and assessing performance of the operating segments of the Group.

o) Assets held for sale

Assets are classified as held for sale if it is highly probable that they will be recovered primarily through sale rather than through continuing use. Such assets measured at the lower of their carrying amount and fair value less cost to sell with gains and losses on remeasurement recognised in profit or loss.

Once classified as held for sale, assets are no longer amortised, depreciated or impaired.

p) Borrowing Cost

General and specific borrowing costs that are directly attributable to the acquisition, construction or production of a qualifying asset are capitalised during the period of time that is required to complete and prepare the asset for its intended use or sale. Qualifying assets are assets that necessarily take a substantial period of time to get ready for their intended use or sale. Investment income earned on the temporary investment of specific borrowings pending their expenditure on qualifying assets is deducted from the borrowing costs eligible for capitalisation. Other borrowing costs are expensed in the period in which they are incurred.

q) Stock in trade

(a) Inventory comprises of lands (with or without removable structure) incl. existing/ added boundary walls, Land and Building/ Residential Complex, Built-up floor space acquired/ purchased for development and/or sale, other removable/ disposable assets existing thereon. These are valued at lower of Cost or net realizable value. Costs are determined by adding all considerations/ costs which are attributable to purchase/ acquisition, and other expenses incurred specifically thereto.

(b) Inventory of hospitality business comprises of closing balance of consumables purchased. FIFO method is followed for ascertaining the cost price considered for valuation. Closing inventories are valued at cost or replacement value, whichever is less, after providing for obsolescence and damage.

(c) Securities held for trade and those devolved on SHCIL in the process of settlement are held as stock-in trade and are valued at lower of cost or net realisable value.

(d) Securities on Deposit receipts received as collateral or directly deposited by clients with stock exchanges are not recorded in the accompanying financial statements.

(All amounts are in Rupees crores unless otherwise stated)

NOTES TO CONSOLIDATED FINANCIAL STATEMENTS FOR THE YEAR ENDED MARCH 31, 2023

	As at March 31, 2023	As at March 31, 2022
3 CASH AND CASH EQUIVALENTS		
Cash in hand (including postage stamps)	3.98	3.27
Balances with Banks		
- Bank balance	655.45	596.92
- Bank Deposits	341.51	281.10
Collateralised Borrowings Lending Operations (CBLO) (secured against Treasury Bills)	35.83	85.00
Total	1,036.77	966.30
4 BANK BALANCE OTHER THAN CASH AND CASH EQUIVALENTS		
	As at March 31, 2023	As at March 31, 2022
Bank deposits against fund placed with Group under Credit Guarantee Enhancement Scheme		
- Bank balance	115.64	0.19
- Bank deposits ^	1,001.24	321.91
Balances with Banks under PLI Scheme	843.73	50.57
Balances with banks for debt servicing	458.71	-
Unclaimed dividend account	2.26	5.92
Balances with banks (margin money against guarantees/lien marked) *	45.10	385.63
Bank deposits under directions of Court & Tribunal etc.	220.79	49.59
Other bank balances/deposits #	32.68	514.34
Total	2,720.15	1,328.15
* Includes balances for more than 12 months	-	184.41
# Includes balances for more than 12 months	-	182.53

5 DERIVATIVE FINANCIAL INSTRUMENTS:

	As at March 31, 2023			As at March 31, 2022		
	Notional amounts	Fair Value - Assets	Fair Value - Liabilities	Notional amounts	Fair Value - Assets	Fair Value - Liabilities
Part I						
Currency derivatives:						
- Spot and forwards	364.20	14.83	-	370.57	2.02	-
Total Derivative Financial Instruments - Part I	364.20	14.83	-	370.57	2.02	-
Part II						
<i>Included in above (Part I) are derivatives held for hedging and risk management purposes as follows:</i>						
Undesignated Derivatives	364.20	14.83	-	370.57	2.02	-
Total Derivative Financial Instruments - Part II	364.20	14.83	-	370.57	2.02	-

The derivatives have been used by the Group for hedging the interest rate and principle risk for loans taken in foreign currency.

Refer Note No. 56 for management of risk arising from derivatives.

6 RECEIVABLES:

	As at March 31, 2023	As at March 31, 2022
(A) Secured		
- considered good	-	25.04
- considered doubtful	-	6.94
(B) Unsecured		
- considered good	232.76	207.10
- considered doubtful	45.87	40.03
- others	1.50	0.00
	280.13	279.12
Less: Allowance for bad and doubtful debts	41.08	36.55
Total	239.05	242.57

(All amounts are in Rupees crores unless otherwise stated)

Trade receivables ageing

As at 31 March 2023	Outstanding for following periods from due date of payment					Total
	Less than 6 months	6 months- 1 year	1-2 Years	2-3 years	More than 3 years	
(i) Undisputed Trade receivables — considered good	232.76	-	-	-	-	232.76
(ii) Undisputed Trade Receivables — which have significant increase in credit risk	37.99	4.27	2.53	1.08	-	45.87
(iii) Undisputed Trade Receivables — credit impaired	-	-	-	-	1.50	1.50
(iv) Disputed Trade Receivables— considered good	-	-	-	-	-	-
(v) Disputed Trade Receivables — which have significant increase in credit risk	-	-	-	-	-	-
(vi) Disputed Trade Receivables — credit impaired	-	-	-	-	-	-
(vii) Other Receivables	-	-	-	-	-	-
	<u>270.75</u>	<u>4.27</u>	<u>2.53</u>	<u>1.08</u>	<u>1.50</u>	<u>280.13</u>
Less: Provision for impairment	37.71	-	-	-	3.37	41.08
Total						<u>239.05</u>

* Unbilled Revenue of SHCIL as on 31/03/2023 ₹ 19.12 cr (PY ₹ 17.32 cr)

As at 31 March 2022	Outstanding for following periods from due date of payment					Total
	Less than 6 months	6 months- 1 year	1-2 Years	2-3 years	More than 3 years	
(i) Undisputed Trade receivables — considered good	197.04	17.15	4.65	3.23	8.91	230.99
(ii) Undisputed Trade Receivables — which have significant increase in credit risk	0.86	3.45	23.67	6.26	7.08	41.32
(iii) Undisputed Trade Receivables — credit impaired	-	-	-	-	1.08	1.08
(iv) Disputed Trade Receivables— considered good	-	-	-	-	-	-
(v) Disputed Trade Receivables — which have significant increase in credit risk	(0.01)	(0.00)	(0.01)	0.05	4.51	4.54
(vi) Disputed Trade Receivables — credit impaired	-	-	0.01	0.02	0.93	0.96
(vii) Other Receivables	0.23	-	-	-	-	0.23
	<u>198.12</u>	<u>20.60</u>	<u>28.31</u>	<u>9.57</u>	<u>22.52</u>	<u>279.12</u>
Less: Provision for impairment	2.15	0.66	15.14	5.12	13.48	36.55
Total						<u>242.57</u>

For terms and conditions of trade receivables owing from related parties and transactions with related parties, see Note 50.

The Company's exposure to credit and currency risks, and loss allowances related to trade receivables are disclosed in Note 56.

7 LOANS

	As at March 31, 2023	As at March 31, 2022
(A) At Amortised cost		
(i) Term loans	5,816.89	6,850.96
(ii) Leasing	0.04	0.04
(iii) Factoring	280.45	367.04
(iv) Debentures	876.32	812.07
Total (A) -Gross	<u>6,973.71</u>	<u>8,030.12</u>
Less: Impairment loss allowance	5,065.72	5,406.64
Total (A) - Net	<u>1,907.98</u>	<u>2,623.48</u>
(B) Security Details		
(i) Secured by tangible assets and intangible assets	4,215.28	5,400.68
(ii) Covered by bank/government guarantees	60.55	130.26
(iii) Unsecured	2,697.88	2,499.17
Total (B) Gross	<u>6,973.71</u>	<u>8,030.12</u>
Less: Impairment loss allowance	5,065.72	5,406.64
Total (B) Net	<u>1,907.98</u>	<u>2,623.48</u>
(C) Loans in India		
(i) Public sector	2.11	54.39
(ii) Others	6,971.60	7,975.73
Total (C)- Gross	<u>6,973.71</u>	<u>8,030.12</u>
Less: Impairment loss allowance	5,065.72	5,406.64
Total (C)-Net	<u>1,907.98</u>	<u>2,623.48</u>

The Group's exposure to credit and currency risks, and loss allowances related to loans are disclosed in Note 56.

(All amounts are in Rupees crores unless otherwise stated)

8 INVESTMENTS

	Amortised cost	At Fair Value			Others	Total
		Through other comprehensive Income	Through profit or loss	Designated at fair value through profit or loss		
As at 31 March, 2023						
(A)						
(i) Mutual funds	-	-	174.30	-	-	174.30
(ii) Government securities	50.44	0.70	-	-	-	51.14
(iii) Treasury Bill	-	-	-	-	-	-
(iv) Debt securities	66.01	19.98	-	-	95.00	180.99
(v) Equity instruments	-	6,441.98	595.17	-	7.55	7,044.70
(vi) Others						
Venture Capital	-	-	115.68	-	-	115.68
Security receipts	-	10.71	118.60	-	-	129.31
Commercial Paper	-	-	-	-	-	-
Preference shares	-	-	3.95	-	-	3.95
Total – Gross (A)	116.45	6,473.37	1,007.71	-	102.55	7,700.07
(B)						
(i) Investments in India	116.45	6,473.37	1,007.71	-	102.55	7,700.07
(ii) Investments outside India	-	-	-	-	-	-
Total – Gross (B)	116.45	6,473.37	1,007.71	-	102.55	7,700.07
(C) Less: Allowance for Impairment loss	-	-	-	-	-	-
(D) Total – Net (A-C)	116.45	6,473.37	1,007.71	-	102.55	7,700.07

	Amortised cost	At Fair Value			Others	Total
		Through other comprehensive Income	Through profit or loss	Designated at fair value through profit or loss		
As at 31 March, 2022						
(A)						
(i) Mutual funds	-	-	112.90	-	-	112.90
(ii) Government securities	36.88	0.72	-	-	-	37.60
(iii) Treasury Bill	-	533.09	-	-	-	533.09
(iii) Other approved securities	-	-	-	-	-	-
(iv) Debt securities	30.51	93.29	-	-	-	123.80
(v) Equity instruments	-	4,803.79	614.50	-	-	5,418.29
(vi) Others	-	-	119.83	-	-	119.83
Security receipts	-	-	190.53	-	-	190.53
Commercial Paper	-	-	-	-	-	-
Preference shares	-	-	4.86	-	-	4.86
Total – Gross (A)	67.39	5,430.89	1,042.62	-	-	6,540.90
(B)						
(i) Investments in India	67.39	5,430.89	1,042.62	-	-	6,540.90
(ii) Investments outside India	-	-	-	-	-	-
Total – Gross (B)	67.39	5,430.89	1,042.62	-	-	6,540.90
Less: Allowance for Impairment loss	-	-	-	-	-	-
(C) Total – Net (A-C)	67.39	5,430.89	1,042.62	-	-	6,540.90

The Group's exposure to credit and currency risks, and loss allowances related to loans are disclosed in Note 56.

(All amounts are in Rupees crores unless otherwise stated)

9 OTHER FINANCIAL ASSETS

	As at March 31, 2023	As at March 31, 2022
Security Deposits	1.94	24.42
Accrued Income		
- Interest on Investments	34.40	2.88
- Other income	2.01	28.36
Unbilled revenue	19.12	17.32
Amounts due on settlement from Clearing House	-	226.76
Amounts recoverable from government towards stamp duty payments	-	0.25
Amounts due on settlement from Clients and Brokers, Others	-	223.56
Other advances receivable	135.01	0.01
Loans to employees	26.30	28.04
Other Deposits	105.73	190.50
Other doubtful deposits	12.12	21.69
Other recoverables	509.46	50.95
	846.09	814.75
Less: Impairment loss allowance	60.04	79.98
Total	786.06	734.77

The Group's exposure to credit and currency risks, and loss allowances related to loans are disclosed in Note 56.

10 INVESTMENT ACCOUNTED USING EQUITY METHOD

	As at March 31, 2023	As at March 31, 2022
Investment in associates	-	-
Total	-	-

11 DEFERRED TAX ASSETS AND LIABILITIES

Particulars	As at 01 April 2022	Recognised in equity	Recognised in profit or loss during the year	Recognised in OCI during the year	As at 31 March 2023
Deferred tax assets:					
Loans	1,743.56	-	(109.59)	-	1,633.97
Minimum alternate tax credit entitlement	-	-	-	-	-
Others	(450.60)	-	(379.24)	(0.67)	(830.50)
	<u>1,292.96</u>	<u>-</u>	<u>(488.83)</u>	<u>(0.67)</u>	<u>803.46</u>
Deferred tax liabilities:					
Property, plant and equipment	241.43	-	(17.85)	-	223.58
Investments	77.43	-	(364.87)	390.58	103.14
DTL on Special Reserve u/s 36(i)(viii)	46.72	-	-	-	46.72
Borrowings	2.98	-	(2.98)	-	(0.00)
	<u>368.56</u>	<u>-</u>	<u>(385.70)</u>	<u>390.58</u>	<u>373.44</u>
Net deferred tax assets	<u>924.40</u>	<u>-</u>	<u>(103.13)</u>	<u>(391.25)</u>	<u>430.02</u>

12 INVESTMENT PROPERTY

Particulars	Gross Block			Depreciation				Net Block		
	As at 01 April 2022	Additions/ Adjustments	Disposals/ Adjustment	As at 31 March 2023	As at 01 April 2022	For the year	Disposals/ Adjustment	As at 31 March 2023	As at 31 March 2023	As at 31 March 2022
Owned Assets										
Freehold Land	11.82	11.34	-	23.16	-	-	-	-	23.16	11.82
Buildings	331.47	6.31	-	337.78	88.14	1.72	(5.03)	94.89	242.89	243.32
Flats	9.29	-	-	9.29	1.94	0.52	-	2.45	6.84	7.36
Assets under finance lease										
Leasehold land	24.25	1.01	-	25.26	-	-	-	-	25.26	24.25
Total	<u>376.84</u>	<u>18.66</u>	<u>-</u>	<u>395.50</u>	<u>90.08</u>	<u>2.23</u>	<u>(5.03)</u>	<u>97.34</u>	<u>298.16</u>	<u>286.76</u>

(All amounts are in Rupees crores unless otherwise stated)

	Gross Block			Depreciation			Net Block			
	As at 01 April 2021	Additions/ Adjustments	Disposals/ Adjustment	As at 31 March 2022	As at 01 April 2021	For the year	Disposals/ Adjustment	As at 31 March 2022	As at 31 March 2022	As at 31 March 2021
Owned Assets										
Freehold Land	9.84	1.98	-	11.82	-	-	-	-	11.82	9.84
Buildings	192.75	129.25	-	322.00	17.10	2.73	(66.83)	86.66	235.34	175.65
Flats	9.29	-	-	9.29	1.66	0.28	-	1.94	7.36	7.63
Assets under finance lease										
Leasehold land	0.02	24.23	-	24.25	-	-	-	-	24.25	0.02
Total	202.61	155.46	-	358.07	17.10	3.00	(66.83)	90.08	286.76	201.14

For details regarding rental income earned from investment property, refer statement of profit and loss.

For details regarding investment property given on lease, refer Note 51.

Fair value of investment property (Land & Building)

Particulars	As at March 31, 2023	As at March 31, 2022
IFCI Limited	554.37	499.81
IFCI Infrastructure Development Limited	57.22	56.20

Measurement of fair values

i. Fair value hierarchy

The fair value of investment property has been determined by external, independent property valuers, having appropriate recognised professional qualifications and recent experience in the location and category of the property being valued. However, the valuation has been determined by the IFCI Limited internally during the reported period ended March 31, 2023.

The fair value of investment property (as measured for disclosure purposes in the financial statements) is based on the valuation by a registered valuer as defined under rule 2 of Companies (Registered Valuers and Valuation) Rules, 2017.

The fair value measurement for all of the investment property has been categorised as a Level 3 fair value based on the inputs to the valuation technique used.

ii. Valuation technique

The Company follows direct sale comparison technique. The valuation model considers the value of the subject property by comparing recent sales / listing of similar interest in the properties located in the surrounding area. By analysing sales which qualify as 'arms-length' transactions, between willing buyers and sellers, adjustments would be made for size, location, time, amenities and other relevant factors when comparing such sales price against the subject property. This approach is commonly used to value standard properties when realisable sales evidence is available.

13 PROPERTY, PLANT AND EQUIPEMNT

	Gross Block			Depreciation			Net Block			
	As at 01 April 2022	Additions/ Adjustments	Disposals/ Adjustments	As at 31 March 2023	As at 01 April 2022	For the year	Disposals/ Adjustments	As at 31 March 2023	As at 31 March 2023	As at 31 March 2022
Owned Assets										
Freehold Land	159.17	-	11.34	147.83	0.09	0.03	-	0.12	147.71	159.08
Buildings	504.39	32.36	6.31	530.44	2.98	18.68	5.03	16.64	513.80	501.40
Leasehold Improvement	4.17	1.48	-	5.65	1.86	1.57	-	3.44	2.21	2.31
Plant & Machinery	111.19	14.06	0.32	124.93	36.50	9.50	0.21	45.79	79.14	74.69
Furniture & Fixtures	26.96	0.56	0.18	27.34	22.22	0.93	0.14	23.00	4.34	4.74
Vehicles	4.54	-	0.92	3.62	2.14	0.87	0.89	2.12	1.50	2.40
Office Equipments	62.50	15.73	4.54	73.69	46.50	11.11	4.47	53.14	20.55	16.00
Electrical Installations and Equipments	12.33	0.14	0.00	12.47	10.66	0.49	-	11.15	1.33	1.67
Assets under Lease										
Leasehold Land	240.19	-	1.01	239.18	41.57	5.53	-	47.10	192.08	198.62
TOTAL	1,125.43	64.34	24.62	1,165.15	164.52	48.72	10.75	202.50	962.65	960.90

(All amounts are in Rupees crores unless otherwise stated)

	Gross Block			Depreciation				Net Block		
	As at 01 April 2021	Additions/ Adjustments	Disposals/ Adjustments	As at 31 March 2022	As at 01 April 2021	For the year	Disposals/ Adjustments	As at 31 March 2022	As at 31 March 2022	As at 31 March 2021
Owned Assets										
Freehold Land	161.09	0.06	1.98	159.17	-	0.09	-	0.09	159.08	161.09
Buildings	633.54	0.10	129.26	504.39	52.24	17.56	66.82	2.98	501.40	581.30
Leasehold Improvement	3.56	0.72	0.11	4.17	1.17	0.76	0.06	1.86	2.31	2.39
Plant & Machinery	105.11	7.43	1.36	111.19	28.39	8.72	0.61	36.50	74.69	76.72
Furniture & Fixtures	26.41	0.67	0.12	26.96	21.19	1.11	0.08	22.22	4.74	5.22
Vehicles	2.80	2.19	0.46	4.54	1.92	0.67	0.45	2.14	2.40	0.88
Office Equipments	51.85	11.61	0.96	62.50	39.00	8.43	0.94	46.50	16.00	12.85
Electrical Installations and Equipments	11.82	0.54	0.03	12.33	10.08	0.61	0.03	10.66	1.67	1.73
Assets under Lease										
Leasehold Land	264.42	-	24.23	240.19	37.72	3.85	-	41.57	198.62	226.70
TOTAL	1,260.61	23.32	158.49	1,125.43	191.72	41.78	68.98	164.52	960.90	1,068.89

During the year company has not revalued its Property Plant and Equipment (PPE) and intangible assets.

14 GOODWILL

	As at March 31, 2023	As at March 31, 2022
Gross Block		
(i) Opening Balance	446.64	446.64
(ii) Additions	-	-
(iii) Acquisitions through business combinations	-	-
(iv) Disposals	-	-
(v) Other adjustments	-	-
(vi) Closing Balance	446.64	446.64
Impairment provision		
(i) Opening balance	-	-
(ii) Acquisitions through business combinations	-	-
(iii) Impairment for the period	-	-
(iv) Disposals	-	-
(v) Reversals in provision	-	-
(vi) Other adjustments	-	-
(vii) Closing Balance	-	-
Net Goodwill	446.64	446.64

15 OTHER INTANGIBLE ASSETS

	Gross Block			Amortisation				Net Block		
	As at 01 April 2022	Additions	Disposals	As at 31 March 2023	As at 01 April 2022	For the year	Disposals	As at 31 March 2023	As at 31 March 2023	As at 31 March 2022
Computer software	19.63	1.07	-	20.70	14.28	2.58	-	16.86	3.84	5.35
Right of use Lease Assets	99.16	31.94	1.31	129.79	57.81	20.38	0.63	77.56	52.23	41.35
Licenses and franchises	0.60	-	-	0.60	0.29	-	-	0.29	0.31	0.31
TOTAL	119.39	33.01	1.31	151.10	72.38	22.96	0.63	94.71	56.38	47.01

	Gross Block			Amortisation				Net Block		
	As at 01 April 2021	Additions	Disposals	As at 31 March 2022	As at 01 April 2021	For the year	Disposals	As at 31 March 2022	As at 31 March 2022	As at 31 March 2021
Computer software	14.17	5.46	-	19.63	11.75	2.53	-	14.28	5.35	2.42
Right of use Lease Assets	87.79	23.00	11.62	99.17	45.06	18.95	6.21	57.80	41.35	42.73
Licenses and franchises	0.60	-	-	0.60	0.17	0.12	-	0.29	0.31	0.43
Non compete fees	-	-	-	-	-	-	-	-	-	-
TOTAL	102.57	28.45	11.62	119.40	56.99	21.60	6.21	72.38	47.01	45.58

(All amounts are in Rupees crores unless otherwise stated)

16 OTHER NON-FINANCIAL ASSETS

	As at March 31, 2023	As at March 31, 2022
Capital advances	5.95	5.67
Pre-paid expenses	21.48	19.97
Provident fund - asset	-	92.21
Statutory Dues	4.36	60.12
Other Assets	135.72	39.46
	<u>167.52</u>	<u>217.43</u>
Less: Provision for impairment	-	-
Total	<u><u>167.52</u></u>	<u><u>217.43</u></u>

17 ASSETS HELD FOR SALE

	As at March 31, 2023	As at March 31, 2022
Assistance under development financing (AUF) - Associates	7.54	7.54
Total	<u><u>7.54</u></u>	<u><u>7.54</u></u>

18 PAYABLES

	As at March 31, 2023	As at March 31, 2022
I Trade payables		
Total outstanding dues to MSMEs	17.89	0.87
Total outstanding dues of creditors other than MSMEs	257.13	390.00
Total	<u><u>275.02</u></u>	<u><u>390.87</u></u>

Trade payables Ageing

As at 31 March 2023	Outstanding for following periods from due date of payment				
	Less than 1 year	1-2 Years	2-3 years	More than 3 years	Total
(i) MSME	17.89	-	-	-	17.89
(ii) Others	232.34	4.14	1.48	19.17	257.13
(iii) Disputed dues – MSME	-	-	-	-	-
(iv) Disputed dues - Others	-	-	-	-	-
Total					<u><u>275.02</u></u>

As at 31 March 2022	Outstanding for following periods from due date of payment				
	Less than 1 year	1-2 Years	2-3 years	More than 3 years	Total
(i) MSME	0.87	-	-	-	0.87
(ii) Others	358.93	4.88	3.34	22.79	389.95
(iii) Disputed dues –MSME	-	-	-	-	-
(iv) Disputed dues - Others	0.00	0.03	0.02	-	0.05
Total					<u><u>390.87</u></u>

	As at March 31, 2023	As at March 31, 2022
II Other payables		
Total outstanding dues to MSMEs	-	-
Total outstanding dues of creditors other than MSMEs	-	2.23
Total	<u><u>-</u></u>	<u><u>2.23</u></u>

The amount overdue to the suppliers as defined under the Micro, Small and Medium Enterprises Development Act, 2006 as at March 31, 2023 is ₹ 17.89 crores (Previous Year: ₹ 0.87 crores). This information as required to be disclosed under the Micro, Small and Medium Enterprises Development Act, 2006 has been determined to the extent the status of such parties identified on the basis of information available with the Group.

(All amounts are in Rupees crores unless otherwise stated)

19 DEBT SECURITIES

	<u>As at March 31, 2023</u>	<u>As at March 31, 2022</u>
(A) At Amortised cost		
(i) Bonds		
- Privately Placed Bonds	3,149.11	3,238.66
- Privately Placed Zero Coupon Bonds	327.55	311.47
- Infrastructure Bonds	159.04	478.95
- Privately Placed Bonds issued to Subsidiaries	-	-
- Less: Interest accrued but not due	(187.66)	(162.01)
(ii) Tax-free Bonds (secured by floating charge on receivables of IFCI Ltd.)		
- held by others	265.00	265.00
(iii) Public issue of NCDs		
Secured Redeemable Non Convertible Debentures (secured by floating charge on receivables of IFCI Ltd.)		
- held by subsidiary and associate companies	-	-
- held by others	1,047.59	1,025.27
- Less: Interest accrued but not due	(74.23)	(61.92)
(iv) Privately Placed Bonds (Redeemable Non Convertible Debentures secured by floating charge on receivables of IFCI Ltd. & Lien on G-Sec)		
- Others (Bonds/ Debentures etc.)	2.21	-
Total (A)	<u><u>4,733.59</u></u>	<u><u>5,095.43</u></u>
(B) Inside/Outside India		
(i) Debt securities in India	4,733.59	5,095.43
(ii) Debt securities outside India	-	-
Total (B)	<u><u>4,733.59</u></u>	<u><u>5,095.43</u></u>

20 BORROWINGS (OTHER THAN DEBT SECURITIES)

	<u>As at March 31, 2023</u>	<u>As at March 31, 2022</u>
(A) At Amortised cost		
(i) Term loans		
- from banks and other parties	75.00	633.32
- from other parties		
- from financial institutions	-	-
- from KfW Line	364.25	372.75
(ii) Loans repayable on demand from Banks	26.70	18.95
(iii) Others	45.60	-
Total	<u><u>511.55</u></u>	<u><u>1,025.02</u></u>
(B) Inside/Outside India		
(i) Borrowings in India	147.30	652.27
(ii) Borrowings outside India	364.25	372.75
Total	<u><u>511.55</u></u>	<u><u>1,025.02</u></u>

(All amounts are in Rupees crores unless otherwise stated)

21 SUBORDINATED LIABILITIES

	As at March 31, 2023	As at March 31, 2022
(A) At Amortised cost		
(i) Subordinate - Tier II Bonds	923.72	1,101.29
- Less: Interest accrued but not due	(149.05)	(126.63)
Total (A)	774.67	974.66
(B) Inside/Outside India		
(i) Subordinated Liabilities in India	774.67	974.66
(ii) Subordinated Liabilities outside India	-	-
Total (B)	774.67	974.66

22 OTHER FINANCIAL LIABILITIES

	As at March 31, 2023	As at March 31, 2022
Interest accrued but not due on bonds & borrowings	707.68	677.95
Unsecured Loan	-	0.02
Security Deposits	13.38	9.81
Unpaid Matured Debentures & interest	0.25	0.46
Funds Placed with the Corporation		
(a) Scheduled Cast Credit Guarantee Enhancement Scheme (placed by Govt. of India)	323.21	306.54
(b) PLI scheme	843.74	50.00
(c) Employees Provident Fund	633.67	80.14
Unclaimed redemption proceeds and interest on Relief and Saving Bonds	-	19.67
Amounts due on settlement to Clearing House, Clients and Brokers	-	439.77
Amounts payable to Government on account of stamp duty collection	-	95.54
Advance Depository Participant charges ,Advances from Customers,Statutory dues including Provident Fund and Taxes (includes amount due on settlement)	-	419.65
Contractual liability against Factoring	-	5.95
Unclaimed Dividend	2.27	5.93
Right of use lease Liabilities	-	47.09
Other Liabilities (trade deposits and other payables)	1,232.12	593.70
Total	3,756.33	2,752.23

23 PROVISIONS

	As at March 31, 2023	As at March 31, 2022
Impairment provision on off balance sheet exposure	95.86	32.17
Employee Benefits	87.79	70.29
Provisions for others expenses	-	29.77
Provision for Claims-Long term Provisions	-	24.46
Total	183.65	156.68

Refer Note No. 49 for detailed disclosure on employee benefits.

24 OTHER NON-FINANCIAL LIABILITIES

	As at March 31, 2023	As at March 31, 2022
Income received in Advance	35.08	7.76
Grant in Aid received for trainings	-	1.53
Statutory Dues	-	23.70
Other	-	2.67
Total	35.08	35.67

(All amounts are in Rupees crores unless otherwise stated)

25 EQUITY

	As at March 31, 2023	As at March 31, 2022
Authorised		
4,00,00,00,000 Equity Shares of ₹ 10/- each	4,000.00	4,000.00
	<u>4,000.00</u>	<u>4,000.00</u>
Issued		
2,26,31,75,561 Equity Shares of ₹ 10/- each	2,263.18	2,170.24
	<u>2,170.24</u>	<u>1,963.24</u>
Subscribed		
2,19,72,44,807 Equity Shares of ₹ 10/- each	2,197.24	2,104.31
	<u>2,104.31</u>	<u>1,897.31</u>
Paid up		
2,19,59,28,107 Equity Shares of ₹ 10/- each	2,195.93	2,102.99
	<u>2,102.99</u>	<u>1,895.99</u>

Reconciliation of the number of equity shares and share capital:

The Company had received ₹ 100 crore on September 17, 2022 from Government of India (GOI) towards subscription to the share capital of the Company during the Financial Year 2022-23 as share application money. In this regard, the Committees of Directors had allotted 9,29,36,802 number of equity shares of face value of ₹ 10/- each to GOI on October 27, 2022 @ ₹ 10.76/- per equity share (including security premium of ₹ 0.76/- per equity share).

Further, an amount of ₹ 400 crore was received from GOI on March 07, 2023, towards subscription to the share capital of the Company for the FY 2022-23 as share application money. In this regard, the Committee of Directors had allotted 29,36,85,756 number of equity shares of face value of ₹ 10/- each to the GOI on April 27, 2023 @ ₹ 13.62/- per equity share (including security premium of ₹ 3.62/- per equity share).

Particulars	As at March 31, 2023		As at March 31, 2022	
	Number	Amount	Number	Amount
Equity shares				
Outstanding at beginning of the period	2,10,29,91,305	2,102.99	1,89,59,93,092	1,895.99
Add: Shares issued to Government of India	9,29,36,802	92.94	20,69,98,213	207.00
Outstanding at the end of the period	<u>2,19,59,28,107</u>	<u>2,195.93</u>	<u>2,10,29,91,305</u>	<u>2,102.99</u>
Paid up share capital	<u>2,19,59,28,107</u>	<u>2,195.93</u>	<u>2,10,29,91,305</u>	<u>2,102.99</u>

Terms/ rights attached to equity shares:

The Group has only one class of equity share, i.e. equity shares having face value of ₹ 10 per share entitled to one vote per share.

Shareholders holding more than 5% of equity shares

Name of the shareholder	As at March 31, 2023			As at March 31, 2022		
	Number of shares	Shareholding %	% Change during the year	Number of shares	Shareholding %	% Change during the year
President of India	1,45,68,90,872	66.35%	1.49%	1,36,39,54,070	64.86%	3.84%

26 OTHER EQUITY

	As at March 31, 2023	As at March 31, 2022
i Share application money pending allotment		
Opening balance	-	200.00
Less: transfer during the year	-	(200.00)
Add: Application money received during the year	400.00	-
Closing balance	<u>400.00</u>	<u>-</u>
ii Reserve u/s 45IC of RBI Act		
Opening balance	924.75	924.23
Add: Transfer from retained earnings	1.10	0.52
Closing balance	<u>925.84</u>	<u>924.75</u>

(All amounts are in Rupees crores unless otherwise stated)

26 OTHER EQUITY (Contd.)

	As at March 31, 2023	As at March 31, 2022
iii Special Reserve under Section 36(1)(viii) of the Income Tax Act, 1961		
Opening balance	136.74	136.74
Closing balance	<u>136.74</u>	<u>136.74</u>
iv Capital Reserve		
Opening balance	0.85	0.85
Sale of associate	-	-
Closing balance	<u>0.85</u>	<u>0.85</u>
v Securities Premium Reserve		
Opening balance	1,125.06	1,032.06
Add: Issue of equity shares	7.06	93.00
Closing balance	<u>1,132.12</u>	<u>1,125.06</u>
vi Capital Redemption Reserve		
Opening balance	300.05	300.05
Add: Transfer from retained earnings	-	-
Closing balance	<u>300.05</u>	<u>300.05</u>
vii Debenture Redemption Reserve		
Opening balance	100.58	260.08
Add: Transfer from retained earnings	-	-
Add: Transfer to General reserve	-	(159.50)
Closing balance	<u>100.58</u>	<u>100.58</u>
viii General Reserve		
Opening balance	540.39	374.01
Add:	13.66	166.38
Closing balance	<u>554.05</u>	<u>540.39</u>
ix Deemed equity contribution		
Opening balance	335.82	335.82
Less: Early redemption of preference shares	-	-
Closing balance	<u>335.82</u>	<u>335.82</u>
x Impairment Reserve		
Opening balance	139.57	132.00
Add: Transfer from retained earnings	9.05	7.57
Closing balance	<u>148.62</u>	<u>139.57</u>
xi Retained Earnings		
Opening balance	(4,144.22)	(2,167.56)
Add: profit/(loss) during the year	(207.80)	(1,831.34)
Less: Transfer to capital redemption reserve	-	-
Less: Transfer to reserve u/s 451C of RBI Act	(1.10)	158.98
Less: Transfer to general reserve	(13.66)	(166.38)
Less: Transfer to impairment reserve	(9.05)	(7.57)
Less: Transfer to contingency reserve	(52.00)	(30.89)
Less: Securities Premium	-	(93.00)
Less: Dividends (incl dividend distribution tax)	-	-
Add: Others	(0.08)	(6.46)
Closing balance	<u>(4,427.90)</u>	<u>(4,144.22)</u>
xii Debt instruments through Other Comprehensive Income		
Opening balance	(2.79)	21.55
Add: other comprehensive income during the year	0.18	(24.34)
Closing balance	<u>(2.61)</u>	<u>(2.79)</u>

(All amounts are in Rupees crores unless otherwise stated)

26 OTHER EQUITY (Contd.)

	<u>As at March 31, 2023</u>	<u>As at March 31, 2022</u>
xiii Equity instruments through Other Comprehensive Income		
Opening balance	1,137.54	203.66
Add: Transfer from retained earnings	0.08	-
Add: other comprehensive income during the year	655.30	933.88
Closing balance	<u>1,792.92</u>	<u>1,137.54</u>
xiv Remeasurements of the defined benefit plans		
Opening balance	52.54	51.43
Add: other comprehensive income during the year	0.75	1.11
Closing balance	<u>53.30</u>	<u>52.54</u>
xv Contingency reserve		
Opening balance	68.19	37.30
Add: other comprehensive income during the year	52.00	30.89
Closing balance	<u>120.19</u>	<u>68.19</u>
xvi Foreign currency translation reserve		
Opening balance	0.61	0.35
Add: other comprehensive income during the year	0.69	0.26
Closing balance	<u>1.30</u>	<u>0.61</u>
xvii Amalgamation reserve		
Opening balance	(0.60)	(0.60)
Closing balance	<u>(0.60)</u>	<u>(0.60)</u>
Total balance	<u>1,570.79</u>	<u>715.10</u>

Reserve u/s 451C of RBI Act

Pursuant to increase in shareholding of Govt. of India more than 50% of the paid-up Share Capital, the Group has become Government Company u/s 2(45) of the Companies Act, 2013 and therefore in view of the exemption available to Government Companies, no transfer has been made to the statutory reserve created u/s 451C of RBI Act, 1934.

Special Reserve under Section 36(1)(viii) of the Income Tax Act, 1961

Section 36(1)(viii) of the Income Tax Act allows financial institutions to transfer 20% of profit from eligible business i.e. net income from long-term industrial financing, to this Reserve and the same is allowed as a deduction while computing taxable income. The Income Tax Act, by an amendment in Finance Act, 1998, has put a condition on maintaining the Reserve created w.e.f FY 1997-98. Any withdrawal would attract tax liability. Upto FY 1996-97, utilisation of the said Reserve created in the earlier year did not attract tax liability and accordingly Deferred Tax Liability (DTL) has been created on the reserve transferred after FY 1997-98.

Capital Reserve

Capital Reserve represents proceeds of forfeited shares

Securities Premium Reserve

Securities premium is used to record the premium received on issue of shares. It is utilised in accordance with the provisions of the Companies Act, 2013.

Capital Redemption Reserve

Capital Redemption Reserve represents amount transferred from surplus in statement of profit and loss towards redemption of preference shares without fresh issue of capital, as was required under section 55 of the Companies Act, 2013.

Debenture Redemption Reserve

Debenture Redemption Reserve has been created in terms of Rule 18(7) of the Companies (Share Capital and Debentures) Rules, 2014 for Non Convertible Debentures issued by IFCI Ltd. through public offer. Later vide Notification GSR-574(E) dated 16/08/19, Ministry of Corporate Affairs (MCA) has notified amended rules for Share Capital and Debentures (Rules 2014), no additional DRR has to be created either for public issue of bonds or for private placements in case of existing bonds and debentures.

General Reserve

General reserve was created through an annual transfer of net income at a specified percentage in accordance with applicable regulations.

Deemed equity contribution

Deemed equity contribution on account of preferential rate borrowings from shareholders.

Retained Earnings

Represents as at date accumulated surplus/(deficit) of the profits earned by the Group.

(All amounts are in Rupees crores unless otherwise stated)

Contingency reserve

Contingency reserve was created through an annual transfer of net income attributed to a specific reserve to be used in case of any contingencies arising.

Foreign currency translation reserve

Foreign currency translation reserve is created out of the exchange difference arising on conversion of foreign subsidiary into presentation currency.

Amalgamation reserve

Represents reserve created on merger of two or more entities.

Debt instruments through Other Comprehensive Income

This comprises changes in the fair value of debt instruments recognised in other comprehensive income and accumulated within equity. The Group transfers amounts from such component of equity to retained earnings when the relevant debt instruments are derecognised.

Equity instruments through Other Comprehensive Income

This comprises changes in the fair value of certain identified equity instruments recognised in other comprehensive income and accumulated within equity.

Remeasurements of the defined benefit plans

Remeasurements of defined benefit liability (asset) comprises actuarial gains and losses and return on plan assets (excluding interest income).

27 INTEREST INCOME

Particulars	For the year ended March 31, 2023		For the year ended March 31, 2022	
	On Financial Assets measured at fair value through OCI	On Financial Assets measured at Amortised Cost	On Financial Assets measured at fair value through OCI	On Financial Assets measured at Amortised Cost
	Interest on loans	-	267.58	-
Interest income from investments	80.01	16.49	84.32	(4.09)
Interest on deposits	0.01	1.66	7.21	36.23
Other Interest Income	-	16.43	-	8.60
Total	80.01	302.15	91.53	585.41

28 FEES AND COMMISSION INCOME

	For the year ended March 31, 2023	For the year ended March 31, 2022
Fund Management Fees	12.67	9.89
Business Services Fees and Commission (including guarantee commission)	476.90	51.17
Application and Administration Charges	0.03	1.40
Total	489.59	62.46

29 NET GAIN/ (LOSS) ON FAIR VALUE CHANGES

	For the year ended March 31, 2023	For the year ended March 31, 2022
(A) Net gain/ (loss) on financial instruments at fair value through profit or loss		
- Equity securities	55.39	70.04
- Derivatives	(0.69)	(0.73)
- Security Receipts	(2.44)	7.53
- Preference Shares	41.80	-
- Units of Venture Capital Funds	21.94	14.12
- Units of Mutual Funds	10.28	26.11
(B) Net gain on derecognition of financial instruments at fair value through other comprehensive income	(39.86)	(70.85)
(C) Total Net gain/(loss) on fair value changes	86.42	46.21
Fair value changes :		
- Realised	(6.13)	(51.14)
- Unrealised	92.55	97.36
(D) Total Net gain/(loss) on fair value changes	86.42	46.21

(All amounts are in Rupees crores unless otherwise stated)

30 OTHER INCOME

	<u>For the year ended March 31, 2023</u>	<u>For the year ended March 31, 2022</u>
Net gain/(loss) on derecognition of property, plant and equipment	0.22	0.02
Foreign exchange gain/loss	-	0.12
Profit on sale of assets held for sale (Net)	-	-
Interest from Income Tax Refund	4.75	2.72
Deferred Income from Land	-	4.43
Profit on sale of associates	-	0.89
Sundry balances written back (net)	-	13.83
Others	28.75	21.42
Total	<u><u>33.73</u></u>	<u><u>43.44</u></u>

31 FINANCE COSTS

	<u>For the year ended March 31, 2023</u>	<u>For the year ended March 31, 2022</u>
Interest on borrowings	633.81	928.29
Interest on debt securities	0.99	8.29
Other interest expenses	0.02	1.40
Interest on Right of Use Lease Liability	-	4.86
Bank charges	6.80	0.22
Total	<u><u>641.62</u></u>	<u><u>943.07</u></u>

32 IMPAIRMENT ON FINANCIAL INSTRUMENTS

Particulars	<u>For the year ended March 31, 2023</u>		<u>For the year ended March 31, 2022</u>	
	<u>On Financial Assets measured at fair value through OCI</u>	<u>On Financial Assets measured at Amortised Cost</u>	<u>On Financial Assets measured at fair value through OCI</u>	<u>On Financial Assets measured at Amortised Cost</u>
Loans *	-	(87.73)	-	1,439.83
Investments	(0.08)	0.63	(50.03)	-
Provision for doubtful debts/ advances	-	1.05	-	(0.02)
Other assets	-	-	-	1.51
Total	<u><u>(0.08)</u></u>	<u><u>(86.04)</u></u>	<u><u>(50.03)</u></u>	<u><u>1,441.32</u></u>
		<u><u>239.06</u></u>		<u><u>1,388.83</u></u>

* Includes write off during the year

33 EMPLOYEE BENEFIT EXPENSES

	<u>For the year ended March 31, 2023</u>	<u>For the year ended March 31, 2022</u>
Salaries and wages	232.40	252.54
Contribution to provident and other funds	31.41	26.69
Expenses towards post employment benefits	21.47	18.90
Staff welfare expenses	18.57	12.62
Others	-	0.28
Total	<u><u>303.85</u></u>	<u><u>311.04</u></u>

34 DEPRECIATION AND AMORTISATION

	<u>For the year ended March 31, 2023</u>	<u>For the year ended March 31, 2022</u>
Depreciation of property, plant and equipment	51.14	41.77
Depreciation on Investment Property	-	3.01
Amortisation of intangible assets	22.78	21.60
Total	<u><u>73.93</u></u>	<u><u>66.39</u></u>

(All amounts are in Rupees crores unless otherwise stated)

35 OTHER EXPENSES

	<u>For the year ended March 31, 2023</u>	<u>For the year ended March 31, 2022</u>
Rent	1.27	3.16
Rates and Taxes	7.79	7.34
Insurance	8.47	7.02
Repairs and Maintenance		
- Buildings	15.79	15.19
- Plant and Machinery	-	14.77
- IT	19.67	3.96
- Others	3.17	3.85
Electricity & Water Charges	17.08	15.19
Security expenses	7.60	7.72
Payment to Auditors *	1.58	1.66
Directors' Fee & Expenses	0.50	0.45
Publications & Advertisement	6.28	0.76
Consultation & Law charges	14.17	18.32
Travelling & Conveyance	6.22	6.17
Training & Development	1.44	1.20
Postage & Telephone	3.98	4.12
Printing & Stationery	11.14	9.57
Listing/ Filing/ Custody Fee	9.58	18.02
Library & Membership Subscription	0.37	0.56
Expenses on CSR Activity	1.98	0.87
Advertising & Business Promotion	-	3.21
Communication Costs	-	7.68
Outsourcing Expenses and Feet on Street	-	24.87
Technical Know-how Fees	-	90.13
Software Expenses	-	16.70
Foreign exchange gain/loss	19.10	18.54
Other miscellaneous expenses	303.91	2.21
Total	461.08	303.25

* Refer note 36 for details on payment to auditors.

36 PAYMENT TO AUDITORS

	<u>For the year ended March 31, 2023</u>	<u>For the year ended March 31, 2022</u>
Audit Fees	1.42	1.45
Certification and other services	0.13	0.15
Reimbursement of Expenses	0.09	0.06
Total	1.65	1.66

37 CONTINGENT LIABILITIES AND COMMITMENTS (TO THE EXTENT NOT PROVIDED FOR)

	<u>For the year ended March 31, 2023</u>	<u>As at March 31, 2022</u>
A. Contingent Liabilities#		
(i) Claims not acknowledged as debts	124.92	122.18
(ii) Guarantees excluding financial guarantees	3.22	3.26
(iii) Export obligations under EPCG Licenses	0.02	2.75
(iv) Tax Matters :		
Income Tax*	9.36	2.21
Service tax / GST	-	-
Total	137.52	130.40

*Considering the current status of the pending litigation cases, no material financial impact is expected on the financial statements as on March 31, 2023.

(All amounts are in Rupees crores unless otherwise stated)

37 CONTINGENT LIABILITIES AND COMMITMENTS (TO THE EXTENT NOT PROVIDED FOR) (Contd.)

	<u>For the year ended March 31, 2023</u>	<u>As at March 31, 2022</u>
B. Commitments		
(i) Estimated amount of contract (including lease contract) remaining to be executed on capital account (net of advances)	13.05	23.88
(ii) Undrawn Commitments	26.39	20.34
Total	<u>39.44</u>	<u>44.22</u>
C. Contingent assets	Nil	Nil

38 TAX EXPENSE

	<u>For the year ended March 31, 2023</u>	<u>For the year ended March 31, 2022</u>
A. Amounts recognised in profit or loss		
Current tax (a)		
Current tax expense	45.43	35.11
Current tax expense/ (benefit) pertaining to earlier years	0.07	-
Sub-total (a)	<u>45.50</u>	<u>35.11</u>
Deferred tax (b)		
Deferred tax expense/ (credit)	100.36	202.78
Sub-total (b)	<u>100.36</u>	<u>202.78</u>
Tax expense (a) + (b)	<u>145.86</u>	<u>237.89</u>

B. Reconciliation of effective tax rate

Particulars	Year ended March 31, 2023		Year ended March 31, 2022	
	%	Amount	%	Amount
Profit before tax		26.08		(1,523.31)
Tax using the Group's domestic tax rate of 34.944%	34.94%	9.11	34.94%	(532.31)
Effect of:				
Tax exempt income	0.00%	-	0.00%	-
Non-deductible expenses	0.00%	-	0.00%	-
Changes in estimates related to prior years for current tax	0.27%	0.07	0.00%	-
Current year depreciation for which no deferred tax asset was recognised	-26.23%	(6.84)	0.42%	(6.35)
Others	550.31%	143.52	-50.98%	776.55
Effective tax rate	<u>559.28%</u>	<u>145.86</u>	<u>-15.62%</u>	<u>237.89</u>

39 Certain balances appearing under trade receivables and payables are subject to confirmation.

40 IN CASE OF IFCI LIMITED

- (i) The Company has received ₹ 100 crore on September 17, 2022 from the Government of India towards subscription to the share capital during the Financial Year 2022-23 as share application money. In this regard, during the period under report the Company had made preferential allotment of 9,29,36,802 number of equity shares of face value of ₹ 10/- each to the Government of India on October 27, 2022 @ ₹ 10.76/- per equity share (including security premium of ₹ 0.76/- per equity share). Further, an amount of ₹ 400 crore was received from GOI on March 07, 2023, towards subscription to the share capital of the Company for the FY 2022-23 as share application money. In this regard, the Committee of Directors had allotted 29,36,85,756 number of equity shares of face value of ₹ 10/- each to the GOI on April 27, 2023 @ ₹ 13.62/- per equity share (including security premium of ₹ 3.62/- per equity share).
- (ii) The Company is consistently following the policy of provision on loan assets on the basis of Ind AS norms vs IRAC norms, whichever is higher. As on March 31, 2023, Impairment allowance under Ind AS 109 is higher than RBI Prudential (IRACP) Norms (including standard assets provisioning). Accordingly the company has provided for the amount as per Ind AS in the books of accounts as on March 31, 2023. The existing impairment reserve of ₹ 34.54 crores created upto March 31, 2023 has not been reversed. Though ECL on Loan Assets is computed on portfolio basis, however full impairment allowance has been made on loan accounts declared as fraud as per RBI norms.
- (iii) The Company has changed its accounting policy whereby interest income on stage 3 assets (except on assets which are standard under IRAC norms) shall not be recognized in books of accounts with effect from 01st April 2021. Accordingly interest income is lower by ₹ 209.50 crore (net of ECL) for the financial year. The company has sought clarification from RBI in this regard and their reply is awaited.
- (iv) The global economy has subsumed the impact of Covid-19 and is gradually recovering. The company does not envisage any major disruptions and impact on its operations moving forward.

(All amounts are in Rupees crores unless otherwise stated)

- (v) These financial statements have been prepared as per Schedule III Division III of the Companies Act, 2013 which has been notified by the Ministry of Corporate Affairs and published in the official Gazette on 11th October 2018. Any application guidance/ clarifications/ directions issued by RBI or other regulators will be implemented as and when they are issued/ applicable.
- (vi) The Capital Risk Adequacy Ratio (CRAR) stands at -70.66% as on 31 March 2023, below the RBI stipulated guidelines vide circular dt 31st May 2018 (RBI/2017-18/181 DNBR (PD) CC.No. 092/03.10.001/2017-18).
- (vii) The company has Deferred Tax Asset (Net) of ₹ 1739.12 crore as on March 31, 2023. The company has appointed a management consultant for formulation of revival plan of the company. The consultant's report has been shared with the administrative ministry and long-term revival plan is under active consideration of the Government of India. The government has already infused share capital of ₹ 100 crore in FY 2021-22 and ₹ 500 crore in FY 2022-23 in IFCI to support the operations of the company. Thus, the management is confident of availability of sufficient income in future to offset deferred tax assets available with the company.

- 41 In the context of reporting business/geographical segment as required by Ind AS 108 - "Operating Segments", the Company operations comprise of only one business segment of financing. Hence, there is no reportable segment as per Ind AS 108.
- 42 On all the secured bonds and debentures issued by the Company and outstanding as on 31st March 2023, 100% security cover has been maintained against principal and interest, by way of floating charge on book debts/receivables of the Company.

In case of Stockholding Corporation of India Limited

- 43 Stockholding Corporation of India Ltd. (SHCIL) had during the year 2000-01 undertaken a transaction of ₹ 2,445 lakh with a client through the Calcutta Stock Exchange (CSE) under the 'Cash on Payout' scheme for the sale of 7,20,000 equity shares of DSQ Industries Limited. The said transaction was confirmed by CSE based on which postdated cheques were issued. The cheques were stopped for payment before their due date by the Company as the underlying trade transaction was contended to be non-bonafide and disallowed by CSE. A Bank, which had granted financial assistance against the said cheques, issued a notice of demand against the Company under Section 138 of the Negotiable Instrument Act, 1881. The Bank also filed an application in the Debt Recovery Tribunal (DRT) for recovery of the amount along with compound interest from the Company and the client. The Company disputed the claim of the Bank. The Bank's application to the DRT was dismissed and only the client was held liable. The Bank and the client had filed an appeal in the Debt Recovery Appellate Tribunal (DRAT) against the order of DRT. The appeals were allowed vide the DRAT order dated September 23, 2011, which stated that the amount would carry compound interest from August 1, 2001 @ 19% p.a. with quarterly rests till realisation and the Bank was entitled to realize the sum from both the client and the Company. The Company filed a Revision Application in High Court, Calcutta on November 30, 2011 which was admitted but no interim relief was granted. Hence, the Company filed a Special Leave Petition (SLP) in the Supreme Court for stay of the High Court Order for not granting interim relief of staying the DRAT order, the Order of the DRAT and the recovery certificate and notice of demand issued by Presiding Officer and recovery officer of DRT respectively. The Supreme Court vide its order dated April 23, 2012 granted stay on the recovery proceedings and requested the Calcutta High Court to dispose off the Revision Application within a period of four months and the Company to deposit ₹ 3,000 lakh with the Calcutta High Court Registry within a period of 4 weeks from the date of order by way of a short term deposit in a nationalized bank. Accordingly, the Company had deposited the money with the Calcutta High Court, Registry. The Revision application was dismissed. The Company filed Special Leave Petition (SLP) in the Supreme Court in May 2015. The Supreme Court vide its order dated May 14, 2015 stayed the operation of the execution proceedings and the Company to deposit with the Registrar, Supreme Court of India, a fixed deposit receipt in the name of the Company and endorsed in favour of the Registrar an amount of not less than ₹ 3,000 lakh. Accordingly, the Company made the deposit. The amount of ₹ 6,000 lakh, deposited by the Company in the High Court (₹ 3,000 lakh) and Supreme Court (₹ 3,000 lakh) is shown under the heading "Other Non-current Financial Assets" under the sub-heading "Security and other deposits considered good" in the Statement of Balance Sheet. The bank was granted liberty to withdraw ₹ 3,000 lakh along with interest that had been lying as deposit before the High Court of Kolkata which is subject to final decision in the SLP. Accordingly, an amount of ₹ 38,04,44,259.69/- was released to the Bank. Further, by an order dated October 12, 2015, the Supreme Court directed the bank to withdraw an additional amount of ₹ 1,500 lakh along with accrued interest from the money deposited with the Supreme Court. Accordingly, an amount of ₹ 15,45,06,971/- was released to the Bank. The Special Leave petition has been converted into a Civil Appeal on February 08, 2017 and the matter is listed in the Supreme Court for final disposal. The matter was appearing in the weekly list for January 2020. No hearings had taken place in 2020 and options for early hearing were explored. However, the Bank mentioned the matter on December 06, 2021 for early listing and the Supreme Court directed the matter to be listed in four weeks time, approximately around January 11, 2022. The matter was listed and taken up on April 19, 2023 and now has been adjourned to May 11, 2023. The amounts released to the Bank is subject to the final decision in the matter. In view of the nature of dispute, the amount of contingent liability has not been ascertained. Pending final adjudication of the matter by the Hon'ble Supreme Court and also in view of the legal opinion obtained by the Company, in the opinion of the management, no provision is required to be made in the statement of Profit and Loss for year ending on 31st March 2023.
- 44 (i) Stockholding Corporation of India Ltd. (SHCIL) in the year 1992-93 had purchased 18 residential flats admeasuring 9216 square feet from MHADA vide their possession and allotment letter at Tilak Nagar, Chembur on outright sale basis for the use as staff quarters. Pending registration of flats in favour of company, these properties are shown under fixed assets - building. The company is rigorously following up with the respective authorities for getting the registration to get the clear title of the property. The Company has appointed a Consultant, Mr.Subhash Bhalchandra Sawant, vide MC dated 27th December 2019 with regard to conveyance of Building No. 166 located at Tilak Nagar, Chembur allotted by MHADA. The Consultant was working with MHADA and after rigorous follow up, he has been informed by the Executive Engineer, Kurla Division that since the conveyance will be done in the name of StockHolding, the premium amount on land i.e. 2.5% needs to be paid to MHADA amounting to ₹ 16,03,584/- plus applicable taxes. Post payment, StockHolding will be assigned the ownership of the said premises and will no longer have to pay lease rent of ₹ 0.16 Lakhs p.a. to the Government. Accordingly an internal approval dated 11th April 2022 was taken with regard to the same and payment of ₹ 16.04 Lakhs plus applicable taxes was made to Asst. Account Officer Mumbai Board by way of pay order. The company is awaiting No Dues Certificate (NDC) from MHADA with regard to the payment done. Meanwhile, the Company had submitted the documents required by MHADA including Draft of Conveyance Deed duly accepted.
- 44 (ii) In case of Stock Holding Corporation of India Ltd (SHCIL), there was an incident of Short Deposit of Cash of ₹ 14.50 Lakhs at e-Stamping Sub Registrar Office (SRO) counter at Alwar in the month of January 2021. An employee did not deposit all the cash collected by him. An FIR has been filed against him and he has been suspended. A claim was lodged and the same is settled by the Insurance Company for ₹ 13.35 Lakhs in Dec, 2021. An amount of ₹ 0.69 Lakhs recovered from the salary of the said employee and also police authorities recovered an amount of ₹ 0.25 Lakhs from the said employee. The case of short deposit of cash at e-stamping SRO counter at Alwar is treated as closed, as the insurer has processed the claim of Stockholding. There was an incident of fraudulent transmission and later sale of securities worth ₹ 73 Lakhs from a Demat account of a client in Kolkata RNM office in the month of November, 2021. During the course of internal audit the fraud was detected on a timely basis. The Company acted swiftly and a police complaint was filed. The funds on sale of securities was traced to the bank account of the person who committed the fraud, same has been frozen by Bank. StockHolding has lodged insurance claims on December 9, 2021 with the insurance company. The loss incurred on restoration of shares, ₹ 73 Lakhs has been accounted as "Claims Paid" in the books.

In this regard, StockHolding has filed a petition in the Metropolitan Magistrate, Calcutta to issue orders to defreeze the bank account maintained at

(All amounts are in Rupees crores unless otherwise stated)

Punjab National Bank. The Metropolitan magistrate had passed an order dated October 18, 2022, whereby he has ordered to defreeze the bank account and release of funds amounting to ₹ 67,35,411.58 from the PNB account of Surojit Mitra to StockHolding Corporation of India Ltd. The amount was credited to Stockholding on October 29, 2022. Further we have also filed an application for release of the interest accumulated on the said amount. The Court was of the view that an order on the FIR amount was already given and further application for interest amount cannot be sought under the same application. A fresh application would have to be moved, the cost of filing a fresh application would have been more than the interest (interest amount was approx ₹ 1 lakh). Further, an amount of ₹ 3.15 lakhs was also received from Insurance on March 23, 2023 by way of legal fees incurred. In view of the amounts received from the bank & insurance, this claim may be treated as full and final settlement received and further be treated as closed.

The company had appointed a forensic auditor to conduct detailed analysts of the embezzlement of fund. The final report has been submitted by Forensic Auditor. Based on report management believes that there is unlikely of any further financial Impact of the same on the financial statements.

- 44 (iii) There was a fire incident on December 11, 2017 at Mahape premises of the Company. The insurance company have appointed surveyors. The Corporation has received the insurance claim amounting to ₹ 1,405 Lakhs on 28th July, 2021 towards the fire incident. The surveyors assessed the damage to the property of the Company. The Company appointed contractors to carry out the repair work for the Interior and Basement areas. Expenses amounting to ₹ 37.85 Lakhs has been transferred to Repairs & Maintenance Account for Mahape Interiors furnishing for year ended March 31, 2023. (Previous Year ₹ 129.79 Lakhs for Mahape Interiors furnishing).

The completion of the repair/ renovation work has been delayed due to the outbreak of the COVID-19 pandemic and the lockdown enforced by the Government. The work resumed at the end of August 2020 and completed, with major work pertaining to the work order of Mahape Interior being completed.

- 44 (iv) In case of consolidated financial statements of Stockholding Corporation of India Limited, the balances appearing under trade payable, trade receivables, loans and advances, other current liabilities and other current assets are subject to confirmation and consequential adjustment, if any.

45 In case of StockHolding Document Management Services Limited

- (a) A fire incident occurred on December 11, 2017 at Mahape premise of the company. The insurance company has not yet settled the claim.
- (b) The Company has been receiving claims for loss of documents from its clients. Majority of the clients have completed audit while others are in various stages of conducting audit through their auditors to assess damage to their documents for the final claims. Pending ascertainment of actual claim, the company has not provided/disclosed for such claim/contingent liabilities and corresponding insurance claim receivable in the books of account as on March 31, 2023. Also, the Company is a party to legal proceedings but does not expect the outcome of these proceedings to have any adverse effect on its financial conditions, results of operations or cash flows. Further, claims by party (ies) in respect of which the management has been advised by its legal counsel, that the same are frivolous and not tenable, have also not been considered as contingent liabilities.

- 46 In case of SHCIL Services Limited, the Company has received summons dated 6th March 2018 from Court of Additional Chief Metropolitan Magistrate, 4th court, Girgaon, Mumbai) for violation of provisions of section 81, 193 and 285 of Companies Act 1956 which took place prior to financial year 2008-09. SHCIL Services Limited had earlier filed the compounding applications with Regional Director, Mumbai. However on follow up it was understood that the compounding applications are not traceable. Now on the advice of legal consultants we have filed a fresh compounding application dated September 11, 2018 with ROC. The Compounding fee is the prerogative of Court, however based on past compounding orders, penal provision and as discussed with Advocates, the liability on account of Compounding application will not be a material amount and the same is un ascertainable at the present.

47 In case of

A IFCI Factors Limited (IFL) :-

- a) Arrear of Dividend on Compulsorily Convertible Cumulative Preference Shares is INR 61.03 crores which has not been provided for as per sanction terms & conditions.

B IFCI Infrastructure Development Ltd. (IIDL) :-

- a) Inventory includes one property against which the Regional Provident Fund Commissioner - II has ordered for the recovery of those defaulted by the earlier company, i.e. Haryana Sheet Glass Limited (HSGL). A Writ Petition has been filed by the company before High Court of Punjab and Haryana at Chandigarh against the said order. The Court was of prima facie opinion that proper procedures has not been followed in assessing the liability. Accordingly, the impugned order has been quashed giving liberty to PF department to decide afresh after following due procedure.
- b) The Company has received a notice from AIG Stamp Ghaziabad, for short payment of stamp duty amounting to ₹ 150.02/- Lakhs. The Honable high court has granted stay in favour of the company & the case is pending for the final judgement.
- c) An award dated 25.01.2018 was passed by the Arbitral Tribunal in the arbitration proceedings between M/s Subir Engineering Work(s) Pvt Ltd. vs. IIDL directing IIDL to pay claimant ₹ 768.00 lakhs with interest @ 6% from 27.10.2016 against the total claim of ₹ 2118 lakhs claimed by the Claimant. (The Award includes VAT amount of ₹ 309.00 lakhs and security deposit of ₹ 272.00 lakhs). IIDL has filed a petition u/s 34 of The Arbitration and Conciliation Act 1996 before Hon'ble Delhi High Court against this award. Further, an amount of ₹ 400.00 lakhs has been deposited in the court as per the direction of Honable High Court.
- d) The Company is contesting several matters pertaining to its project 21st Milestone Residency at Ghaziabad before Real Estate Regulatory Authority/ Real Estate Appellate Tribunal. In two of the matter i.e. Vinay Kumar Balyan and Rajesh Kumar Singh, an attachment order was passed by the RERA authority against which the company has filed an appeal before REAT. Further, the company has filed appeal before REAT wherein as per the direction of the tribunal the company was required to deposit an amount of ₹ 91.64 Lakhs and the same was deposited.
- e) The Arbitrator passed an award on 21.02.2022 observing that the Claimant has been found entitled to a total sum of ₹ 4,42,47,534/- as against sum of ₹ 2,0060,587/- held recoverable by IIDL from SBTL under its Counter Claim with respect to amount to be recovered from M/s. SBTL from its retention money for work done by IIDL and ₹ 1,00,00,000/- towards liquidated damages recoverable under the Counter Claim of IIDL. Setting off the said amount against the amount found payable to SBTL, SBTL shall be entitled to a sum of ₹ 1,41,86,947/- only.

Accordingly, an award of ₹ 1,41,86,947/- in favour of SBTL in full and final settlement of all the disputes and the claims and the counter claims arising from the disputes along with interest on the amount awarded in the favor of SBTL @ 9%p.a from 5.08.2019 till the date the awarded amount is paid, passed by the Arbitrator. Further, SBTL shall also be entitled to proportionate costs of arbitration proceedings @ ₹ 15,00,000/-. The same paid to SBTL on 26-07-2022.

- f) The Comptroller and Auditor General of India has conducted the audit for the audit for the Financial Year 2021-22, and issued the Preliminary Objection Memos (POMs). The one of the POMs stated that software maintenance AMC expenses to be amortised over the period of the contract which was accounted as expenses due to error. Accordingly ₹ 9,23,401/- should have been accounted as Prepaid Expense, however it is accounted as Expense for the financial year 2021-22. This has resulted in the overstatement of expenses, understatement of Profit and understatement of other Financial Assets by ₹ 9,23,401/-

(All amounts are in Rupees crores unless otherwise stated)

- g) The inventory includes leasehold rights of Financial City Bengaluru property amounting to ₹ 12.77 crores, for which the lease has already expired on 30-Sep-2022, however the same is extendable under clause no. 23 of the agreement. IIDL has already applied for the extension which is under process. Further IIDL has full right to lease cum sale in extended period of lease.

C IFCI Venture Capital Funds Limited :-

There is change in accounting policy towards de-recognition of income on stage 3 assets. The Company has changed its accounting policy whereby interest income on stage 3 assets (except on the assets which are standard under IRAC norms) shall not be recorded in the books of accounts with effect from 1st April, 2021. Accordingly, interest income for the year is understated by INR 11.60 crore and also Net Profit of the year is understated by INR 5.17 crore (Net of ECL & Deferred Tax).

D IFCI Financial Services Limited :-

With respect to Subsidiary Company IFIN Securities Finance Limited, the outbreak of COVID-19 pandemic across the globe and in India has contributed to a significant decline and volatility in the global and Indian financial markets and slowdown in the economic activities. The Covid-19 post lockdown has not resulted in material decline in prices of listed / quoted equity shares & mutual funds and the loans against shares, mutual funds and margin funding portfolio have not witnessed a material decline in the underlying security value. As a result of the above, the company has created its Expected Credit loss (ECL) provisioning based on past history of the borrowers as applicable, and risk of credit default that may result due to likely stress in the financial position of our borrowers. Moreover, due to the uncertainties associated with the pandemic, the actual impact may not be in line with current estimates. The Company will continue to closely monitor any material changes to future economic conditions due to the impact of pandemic. Further, the impact assessment does not indicate any adverse impact on the ability of the company to continue as a going concern.

48 OTHER ADDITIONAL REGULATORY DISCLOSURES AS REQUIRED UNDER SCHEDULE III

In case of Stock Holding Corporation of India Limited (SHCIL) and IFCI Infrastructure Development Limited (IIDL)

a) Title Deeds of Immovable Property:

Relevant line item in the balance sheet	Description of the property	Gross carrying value	Title deed held in the Name of	Whether title deed holders are promoters, directors or relative of promoters, directors or employee of promoters, directors	Period of Holding the property	Reason for not being in the name of the company and whether the property is under dispute
Property, Plant and Equipment	18 Flats at Tilak Nagar-9216 Sq. Feet	₹ 1.11 Crores	Stock Holding Corporation of India Limited	No	Since 01/05/1993	The conveyance of the property is under process
Property, Plant and Equipment	Pangoorvell, Ariyur Revenue Village, District - Villanpur, Puducherry (area 21.279 acres)	₹ 10.01 Crores	IFCI Infrastructure Development Limited (through sale certificate issued by IFCI Limited)	No	14 years & 08 months	One of the survey number identified as temple land due to which registration has not taken place. IIDL is in process of resolving the issue with concerned authority.

b) i) Ageing analysis of Capital Work-in-Progress (SHCIL):

Capital Work-in-Progress	Amounts in CWIP for a period of Mar 2023				
	Less than 1 year	1-2 Years	2-3 years	More than 3 years	Total
Projects in Progress:-					
- Third Building Project at Mahape Server Switches	4.56	0.04	0.02	0.07	4.69
	0.80	-	-	-	0.80
Total	5.36	0.04	0.02	0.07	5.49

Capital Work-in-Progress	Amounts in CWIP for a period of Mar 2022				
	Less than 1 year	1-2 Years	2-3 years	More than 3 years	Total
Projects in Progress:-					
- Third Building Project at Mahape	4.25	4.24	2.36	0.02	10.87
- Cloud Resiliency Orchestra project	-	-	0.64	-	0.64
Total	4.25	4.24	3.00	0.02	11.51

ii) Details of Capital Work-in-Progress, whose completion is overdue or has exceeded its cost compared to its original plan as on March 31, 2023:

Capital Work-in-Progress	To be completed in			
	Less than 1 year	1-2 Years	2-3 years	More than 3 years
Third building project at Mahape office - (Completion is overdue but not exceeded its costs compared to its original plan)	4.69	-	-	-

The project completion is overdue at original plan. However, the cost of project has not been exceeded compared to its original plan.

(All amounts are in Rupees crores unless otherwise stated)

Details of Capital Work-in-Progress, whose completion is overdue or has exceeded its cost compared to its original plan as on March 31, 2022:

Capital Work-in-Progress	To be completed in			
	Less than 1 year	1-2 Years	2-3 years	More than 3 years
Third building project at Mahape office - (Completion is overdue but not exceeded its costs compared to its original plan)	10.87	-	-	-
Cloud Resiliency Orchestra Project by General Technologies (Completion is overdue but not exceeded its costs compared to its original plan)	-	0.64	-	-
The project completion is overdue at original plan. However, the cost of project has not been exceeded compared to its original plan.				

c) i) Ageing analysis of Intangible Assets under development (SHCIL):

Intangible Assets under development	Amounts for year ended March 2023				Total
	Less than 1 year	1-2 Years	2-3 years	More than 3 years	
Projects in progress:					
- Development of Estamping Software	0.23	-	-	-	0.23
Projects In Progress : SSL	1.55	3.86	-	-	5.41
Total	1.78	3.86	-	-	5.64

Intangible Assets under development	Amounts for a period of Mar 2022				Total
	Less than 1 year	1-2 Years	2-3 years	More than 3 years	
Projects in progress:					
- SWAP software installation project	-	0.16	-	-	0.16
- Mobile Application project	0.09	-	-	-	0.09
Projects in progress of subsidiary	3.86	-	-	-	3.86
Total	3.95	0.16	-	-	4.11

ii) Details of Intangible assets under development, whose completion is overdue or has exceeded its cost compared to its original plan as on March 31, 2023:

Intangible Assets under development	To be completed in			
	Less than 1 year	1-2 Years	2-3 years	More than 3 years
-	-	-	-	-

The project completion is overdue at original plan. However, the cost of project has not been exceeded compared to its original plan.

Details of Intangible assets under development, whose completion is overdue or has exceeded its cost compared to its original plan as on Mar 31, 2022:

Intangible Assets under development	To be completed in			
	Less than 1 year	1-2 Years	2-3 years	More than 3 years
SWAP software installation project (Completion is overdue but not exceeded its costs compared to its original plan)	0.16	-	-	-

The project completion is overdue at original plan. However, the cost of project has not been exceeded compared to its original plan.

d) In case of IFCI Infrastructure Development Limite (IIDL)

ADDITIONAL INFORMATION PURSUANT TO THE COMPANIES ACT, 2013

Quantitative Information in respect of Inventories

Description	Purchases		Sales	
	Current Year			
	Units (Locations)	Amount	Units (Locations)	Amount
Land & Building	-	-	-	1.70
Machinery & Equipment	-	-	-	-
Additional Cost incurred on Existing Properties	-	-	-	-
Raw Material Consumables and Stores	-	0.51	-	2.15
Previous Year				
Land & Building	-	-	-	11.54
Machinery & Equipment	-	-	-	-
Additional Cost incurred on Existing Properties	-	-	-	-
Raw Material Consumables and Stores	-	0.45	-	1.46

(All amounts are in Rupees crores unless otherwise stated)

	Opening Stock		Closing Stock	
	Current Year			
	Units (Locations)	Amount	Units (Locations)	Amount
Land & Building	-	57.95	-	57.95
Machinery & Equipment	-	-	-	-
Work-in-Progress	-	15.50	-	13.21
Consumables and Stores	-	0.36	-	0.23
	Previous Year			
Land & Building	-	57.95	-	57.95
Machinery & Equipment	-	-	-	-
Work-in-Progress	-	30.27	-	15.50
Consumables and Stores	-	0.38	-	0.36

Note:

- Land and Buildings include units of different areas having varied description for its types / stage of construction / development, for which it is not practical to make it individually descriptive for quantitative disclosure.
- Consumables & Stores include various F&B, House Keeping, Diesel and Engineering related stores for which it is not practical to make it individually descriptive for quantitative disclosure.

48 (e) Benami Property:

No proceedings have been initiated or pending against the company for holding any Benami property under the Benami Transaction (Prohibition) Act, 1988 (45 of 1988) and rules made thereunder.

48 (f) Borrowing against security of Current Assets

The group has no borrowings from bank or financial institutions against security of current assets, except in case of SHCIL and quarterly returns or statements of current assets filed by the SHCIL with banks or Financial institutions are in agreement with books of accounts

In case of Stock Holding Corporation of India Limited

Borrowing Against Security of Trade Receivables/Book Debts (Current Assets):

Details of quarterly return/statement	Trade Receivable as per Books (₹ Crores)	Trade Receivable as per return/ statement submitted to banks/ Financial Institutions (₹ Crores)	Differences, if any
Quarter - I	98.26	98.26	-
Quarter - II	98.98	98.98	-
Quarter - III	124.56	124.56	-
Quarter - IV	Not yet due & Statement yet to be submitted		-

48 (g) Wilful Defaulter:

The company has not been declared as wilful defaulter by any bank or financial institution or any other lender during the year.

48 (h) Relationship with Struck off company:

The company has no transaction with companies struck off under section 248 of the Companies Act, 2013 or section 560 of Companies

48 (i) Details of Crypto Currency or Virtual Currency:

The company has not traded in Crypto Currency or Virtual Currency during the financial year.

48 (j) Companies with number of Layer of Companies:

Company being a NBFC, clause(87) of section 2 of the Act is not applicable.

48 (k) Scheme of arrangement

During the year there is no Scheme of Arrangements has been approved by the Competent Authority in terms of sections 230 to 237 of the companies act 2013

48 (l) Utilization of borrowed funds:

- The company has not advanced or loaned or invested any funds to any other person(s) or entity(ies), with the understanding that the intermediary shall directly or indirectly lend or invest in other persons or entities identified in any manner whatsoever by or on behalf of the company (ultimate beneficiaries) or provide any guarantee, security or the like to or on behalf of beneficiaries.
- The company has not received any funds from any other person(s) or entity(ies) including foreign entities, with the understanding that the intermediary shall directly or indirectly lend or invest in other persons or entities identified in any manner whatsoever by or on behalf of the company (ultimate beneficiaries) or the company (ultimate beneficiaries) or provide any guarantee, security or the like to or on behalf of the Ultimate Beneficiaries.

48 (m) Undisclosed Income:

During the year the Company has not disclosed any income in terms of any transaction not recorded in the books of accounts that has been surrendered or disclosed as income during the year in the tax assessments under the Income Tax Act, 1961 (such as, search or survey or any other relevant provisions of the Income Tax Act, 1961), unless there is immunity for disclosure under any scheme.

(All amounts are in Rupees crores unless otherwise stated)

- 48 (n) Registration of charge or satisfaction with Registrar of Companies (ROC):

In case of Stock Holding Corporation of India Limited

Details of charges/ satisfaction of charges to be registered	Amount (₹)	Due Date of Registration	Delayed
Charge created by Stock Holding in favour of UTI in 1994 which has been satisfied in 1998 *	10,00,000.00	30-12-1994	No
Charge created in favour of Indian Overseas Bank as per MCA Website **	2,75,000.00	22-09-1988	No

*The charge is satisfied and company is in the process of deletion of charges from the MCA website

**The charge is appearing on the MCA website however as per company records no charge has been created favouring Indian Overseas Bank. Except as stated above, there are no charges or satisfaction of charges pending for registration with the Registrar of Companies (ROC) beyond the statutory period.

49 EMPLOYEE BENEFITS

The Group operates the following post-employment plans -

i. Defined contribution plan

The Group makes monthly contribution towards pension which is a defined contribution plan. The Group has no obligations other than to make the specified contributions. The contributions are charged to the Statement of Profit and Loss as they accrue. The amount recognised as expense towards such contribution are as follows:

	For the year ended March 31, 2023	For the year ended March 31, 2022
Contribution to Pension Fund	0.01	0.01
Contribution to Employees' Provident Fund	8.69	8.29
Contribution to Employees' Superannuation Fund	5.15	4.37

ii. Defined Benefit plan

A. Gratuity

The Group has a defined benefit gratuity plan in India, governed by the Payment of Gratuity Act, 1972. This plan entitles an employee, who has rendered at least five years of continuous service, to gratuity at the rate of fifteen days wages for every completed year of service or part thereof in excess of six months (Maximum Limit – ₹ 20,00,000/-), based on the rate of wages last drawn by the employee concerned. The scheme is fully funded with Life Insurance Corporation of India (LIC). This defined benefit plan expose the Group to actuarial risks, such as longevity risk, currency risk, interest rate risk and market (investment) risk.

The most recent actuarial valuation of plan assets and the present value of the defined benefit obligation for gratuity were carried out as at 31 March 2023. The present value of the defined benefit obligations and the related current service cost and past service cost, were measured using the Projected Unit Credit Method.

Based on the actuarial valuation obtained in this respect, the following table sets out the status of the gratuity plan and the amounts recognised in the Group's financial statements as at balance sheet date:

	As at March 31, 2023	As at March 31, 2022
Net defined benefit liability	6.60	8.61

(a) Funding

The scheme is fully funded with Life Insurance Corporation of India (LIC). The funding requirements are based on the gratuity fund's actuarial measurement framework set out in the funding policies of the plan. The funding of the plan is based on a separate actuarial valuation for funding purposes for which the assumptions may differ from the assumptions set out in Section E below. Employees do not contribute to the plan.

Expected contributions to gratuity plan for the year ending 31 March 2022 is ₹ 1.10 crore.

(b) Reconciliation of the net defined benefit (asset) / liability

The following table shows a reconciliation from the opening balances to the closing balances for net defined benefit (asset) liability and its components:

	As at March 31, 2023			As at March 31, 2022		
	Defined benefit obligation	Fair value of plan assets	Net defined benefit(asset)/ liability	Defined benefit obligation	Fair value of plan assets	Net defined benefit(asset)/ liability
Balance at the beginning of the year	77.12	68.51	8.61	80.18	70.54	9.64
Current service cost	4.91	-	4.91	4.99	-	4.99
Past service cost including curtailment Gains/Losses	-	-	-	-	-	-
Interest cost (income)	5.73	5.62	0.11	5.62	5.16	0.46
	10.65	5.62	5.02	10.61	5.16	5.45

(All amounts are in Rupees crores unless otherwise stated)

(Contd.)

	As at March 31, 2023			As at March 31, 2022		
	Defined benefit obligation	Fair value of plan assets	Net defined benefit(asset)/liability	Defined benefit obligation	Fair value of plan assets	Net defined benefit(asset)/liability
Remeasurements loss (gain)						
- Actuarial loss (gain) arising from:						
- demographic assumptions	(0.00)	-	(0.00)	(0.06)	-	(0.06)
- financial assumptions	(0.57)	-	(0.57)	(1.99)	(0.25)	(1.74)
- experience adjustment	(2.45)	(0.09)	(2.36)	(0.98)	(0.29)	(0.69)
- on plan assets	-	0.02	(0.02)	-	-	-
	<u>(3.03)</u>	<u>(0.07)</u>	<u>(2.96)</u>	<u>(3.03)</u>	<u>(0.54)</u>	<u>(2.49)</u>
Contributions paid by the employer	-	1.39	(1.39)	-	3.82	(3.82)
Benefits paid	(7.76)	(5.07)	(2.69)	(10.64)	(10.48)	(0.16)
	<u>(7.76)</u>	<u>(3.68)</u>	<u>(4.08)</u>	<u>(10.64)</u>	<u>(6.66)</u>	<u>(3.98)</u>
Balance at the end of the year	<u>76.98</u>	<u>70.38</u>	<u>6.60</u>	<u>77.12</u>	<u>68.51</u>	<u>8.61</u>

(c) Plan assets

	As at March 31, 2023	As at March 31, 2022
Investment with Life insurance Corporation	100%	100%

On an annual basis, an asset-liability matching study is done by the Group whereby the Group contributes the net increase in the actuarial liability to the plan manager (insurer) in order to manage the liability risk.

(d) Actuarial assumptions

Principal actuarial assumptions at the reporting date (expressed as weighted averages):

	As at March 31, 2023	As at March 31, 2022
Discount rate	7.37%	7.30%
Future salary growth	6.00%	6.00%
Withdrawal rate:		
Up to 30 years	1.00%	1.00%
From 31 to 44 years	1.00%	1.00%
Above 44 years	1.00%	1.00%
Retirement Age (in year)	60	60
Mortality	IALM (2012-14)	IALM (2012-14)

(e) Sensitivity analysis of significant assumptions

The following table present a sensitivity analysis to one of the relevant actuarial assumption, holding other assumptions constant, showing how the defined benefit obligation would have been affected by changes in the relevant actuarial assumptions that were reasonably possible at the reporting date.

	As at March 31, 2023		As at March 31, 2022	
	Increase	Decrease	Increase	Decrease
Discount rate (0.50% movement)	(1.20)	1.27	(1.22)	1.31
Future salary growth (0.50% movement)	1.27	(1.20)	1.32	(1.25)

Although the analysis does not take account of the full distribution of cash flows expected under the plan, it does provide an approximation of the sensitivity of the assumptions shown. Sensitivities due to mortality & withdrawals are not material & hence impact of change due to these not calculated.

(f) Expected maturity analysis of the defined benefit plans in future years

	As at March 31, 2023	As at March 31, 2022
0 to 1 Year	3.23	3.67
1 to 6 Year	8.11	9.42
6 Year onwards	15.00	15.41
Total	<u>26.35</u>	<u>28.50</u>

As at 31 March 2023, the weighted-average duration of the defined benefit obligation was 12.69 years (31 March 2022: 13.11 years).

(All amounts are in Rupees crores unless otherwise stated)

(g) Discretion of risk exposures

Valuations are based on certain assumptions, which are dynamic in nature and vary over time. As such Group is exposed to various risks as follow -

Salary Increases : Actual salary increases will increase the Plan's liability. Increase in salary increase rate assumption in future valuations will also increase the liability.

Investment Risk : If Plan is funded then assets liabilities mismatch & actual investment return on assets lower than the discount rate assumed at the last valuation date can impact the liability.

Discount Rate : Reduction in discount rate in subsequent valuations can increase the plan's liability.

Mortality & disability : Actual deaths & disability cases proving lower or higher than assumed in the valuation can impact the liabilities.

Withdrawals : Actual withdrawals proving higher or lower than assumed withdrawals and change of withdrawal rates at subsequent valuations can impact Plan's liability.

B. Post Retirement Medical Benefit

IFCI is extending post-retirement medical benefits to the employees and eligible dependent family members after their retirement. As per the scheme, employees who are members of Voluntary Welfare Scheme (VWS) are eligible for reimbursement of medical expenses after retirement. The benefits under the scheme are extended to the retired employees, his/her spouse and dependent children and entitlement for reimbursement, although within the ceilings and is based upon the Grade in which an employee retires, subject to the condition that spouse of the concerned employee is not availing of any medical benefits from his/her employer, if any. Reimbursement of the medical bills is made at the rates applicable to the employees at the center at which the employee resides after retirement as per the rates circulated by IFCI for its working employees time to time.

Based on the actuarial valuation obtained in this respect, the following table sets out the status of the gratuity plan and the amounts recognised in the Group's financial statements as at balance sheet date:

	<u>As at</u> <u>March 31, 2023</u>	<u>As at</u> <u>March 31, 2022</u>
Net defined benefit liability	32.11	29.82

(a) Reconciliation of the net defined benefit (asset) / liability

The following table shows a reconciliation from the opening balances to the closing balances for net defined benefit (asset) liability and its components:

	<u>Defined benefit obligation</u>	
	<u>As at</u> <u>March 31, 2023</u>	<u>As at</u> <u>March 31, 2022</u>
Balance at the beginning of the year	29.82	29.92
Current service cost	0.10	0.10
Past service cost including curtailment Gains/Losses	-	2.00
Interest cost (income)	2.18	-
	<u>2.28</u>	<u>2.10</u>
Remeasurements loss (gain)		
- Actuarial loss (gain) arising from:		
- demographic assumptions	-	-
- financial assumptions	-	-
- experience adjustment	0.42	(1.15)
	<u>0.42</u>	<u>(1.15)</u>
Benefits paid	<u>(0.40)</u>	<u>(1.05)</u>
	<u>(0.40)</u>	<u>(1.05)</u>
Balance at the end of the year	<u><u>32.11</u></u>	<u><u>29.82</u></u>

Expected contributions to the plan for the year ending 31 March 2023 is ₹ 0.30 crore

(c) Plan assets

There were no plan assets with the Group w.r.t said post retirement medical benefit plan

On an annual basis, an asset-liability matching study is done by the Group whereby the Group contributes the net increase in the actuarial liability to a restricted fund in order to manage the liability risk.

(d) Actuarial assumptions

Principal actuarial assumptions at the reporting date (expressed as weighted averages):

	<u>As at</u> <u>March 31, 2023</u>	<u>As at</u> <u>March 31, 2022</u>
Discount rate	7.37%	7.30%
Future medical cost increase	3.00%	3.00%
Withdrawal rate:		
Up to 30 years	1.00%	1.00%
From 31 to 44 years	1.00%	1.00%
Above 44 years	1.00%	1.00%
Retirement Age (in year)	60	60
Mortality	IALM (2012-14)	IALM (2012-14)

(All amounts are in Rupees crores unless otherwise stated)

(e) Sensitivity analysis of significant assumptions

The following table present a sensitivity analysis to one of the relevant actuarial assumption, holding other assumptions constant, showing how the defined benefit obligation would have been affected by changes in the relevant actuarial assumptions that were reasonably possible at the reporting date.

	As at March 31, 2023		As at March 31, 2022	
	Increase	Decrease	Increase	Decrease
Discount rate (0.50% movement)	(1.11)	1.11	(1.10)	1.09

Although the analysis does not take account of the full distribution of cash flows expected under the plan, it does provide an approximation of the sensitivity of the assumptions shown. Sensitivities as to rate of inflation, rate of increase of pensions in payment, rate of increase of pensions before retirement & life expectancy are not applicable.

(f) Expected maturity analysis of the defined benefit plans in future years

	As at March 31, 2023	As at March 31, 2022
0 to 1 Year	2.59	2.41
1 to 2 Year	1.99	1.85
2 to 3 Year	2.00	1.86
3 to 4 Year	1.77	1.64
4 to 5 Year	1.89	1.75
5 to 6 Year	1.47	1.37
6 Year onwards	20.40	18.95
Total	32.11	29.82

As at 31 March 2023, the weighted-average duration of the defined benefit obligation was 7.83 years (31 March 2022: 7.76 years).

(g) Discreption of risk exposures

Valuations are based on certain assumptions, which are dynamic in nature and vary over time. As such Group is exposed to various risks as follow -

Medical Cost Increase - increase in actual medical cost per retiree will increase the Plan's liability. Increase in medical Cost per Retiree rate assumption will also increase the liability.

Investment Risk : If Plan is funded then assets liabilities mismatch & actual investment return on assets lower than the discount rate assumed at the last valuation date can impact the liability.

Discount Rate : Reduction in discount rate in subsequent valuations can increase the plan's liability.

Mortality & disability : Actual deaths & disability cases proving lower or higher than assumed in the valuation can impact the liabilities.

Withdrawals : Actual withdrawals proving higher or lower than assumed withdrawals and change of withdrawal rates at subsequent valuations can impact Plan's liability.

C. Provident Fund

The Group has a defined benefit provident fund, governed by the IFCI Employees' Provident Fund Regulations. Monthly contributions to the Provident Fund is being charged against revenue. IFCI has been paying interest on the provident fund balance at the rate notified by the Employees' Provident Fund Organization (EPFO) for the relevant year. The Provident Fund is administered through duly constituted and approved administrators. The Committee of Administrators of IFCI Employees' Provident Fund has approved earmarking of specific investments against the PF liability in the current financial year. For the purpose, investments have been earmarked towards PF liability in line with the notification issued by Ministry of Labour & Employment notifying the pattern of investment for EPFO and EPF exempted establishments.

Based on the actuarial valuation obtained in this respect, the following table sets out the status of the gratuity plan and the amounts recognised in the Group's financial statements as at balance sheet date:

	As at March 31, 2023	As at March 31, 2022
Net defined benefit liability/ (asset)	(9.90)	(9.81)

(a) Funding

During the Financial year 2018-19, the Company has earmarked some of its investments in government securities, mutual funds against Provident fund liability.

Expected contributions to provident fund plan for the year ending 31 March 2022 is ₹ 1.36 cr

(All amounts are in Rupees crores unless otherwise stated)

(b) Reconciliation of the net defined benefit (asset) / liability

The following table shows a reconciliation from the opening balances to the closing balances for net defined benefit (asset) liability and its components:

	As at March 31, 2023			As at March 31, 2022		
	Defined benefit obligation	Fair value of plan assets	Net defined benefit(asset)/ liability	Defined benefit obligation	Fair value of plan assets	Net defined benefit(asset)/ liability
Balance at the beginning of the year	82.40	92.22	(9.81)	82.87	94.02	(11.15)
Current service cost	2.93		2.93	1.19		1.19
Interest cost (income)	1.03		1.03	5.22		5.22
	<u>3.96</u>	<u>-</u>	<u>3.96</u>	<u>6.41</u>	<u>-</u>	<u>6.41</u>
Remeasurements loss (gain)						
- Actuarial loss (gain) arising from:						
- demographic assumptions	-	-	-	-	-	-
- financial assumptions	-	-	-	-	-	-
- experience adjustment	-	-	-	1.69		1.69
- on plan assets	-	1.03	(1.03)		4.83	(4.83)
	<u>-</u>	<u>1.03</u>	<u>(1.03)</u>	<u>1.69</u>	<u>4.83</u>	<u>(3.14)</u>
Contributions paid by the employer	-	-	-	6.59	6.59	-
Benefits paid	-	-	-	(15.16)	(15.16)	-
Employer contribution	-	3.01	(3.01)	-	1.19	(1.19)
Settlements/transfers	-	-	-	-	0.75	(0.75)
	<u>-</u>	<u>3.01</u>	<u>(3.01)</u>	<u>(8.57)</u>	<u>(6.64)</u>	<u>(1.94)</u>
Balance at the end of the year	<u>86.36</u>	<u>96.26</u>	<u>(9.90)</u>	<u>82.40</u>	<u>92.22</u>	<u>(9.81)</u>

(c) Plan assets

	As at March 31, 2023	As at March 31, 2022
Investment in government securities	100%	100%

On an annual basis, an asset-liability matching study is done by the Group whereby the Group contributes the net increase in the actuarial liability to a trust which in turn make investments in order to manage the liability risk.

(d) Actuarial assumptions

Principal actuarial assumptions at the reporting date (expressed as weighted averages):

	As at March 31, 2023	As at March 31, 2022
Discount rate	7.37%	7.30%
Expected statutory interest rate on the ledger balance	8.15%	8.10%
Expected year/Current short fall in interest earnings on the fund	0.30%	0.30%
Mortality	IALM (2012-14)	IALM (2012-14)
Disability	None	None
Withdrawal Rate (Age related)		
Up to 30 Years	1.00%	1.00%
Between 31 - 44 Years	1.00%	1.00%
Above 44 Years	1.00%	1.00%
Normal Retirement Age	60	60

(e) Sensitivity analysis of significant assumptions

The following table present a sensitivity analysis to one of the relevant actuarial assumption, holding other assumptions constant, showing how the defined benefit obligation would have been affected by changes in the relevant actuarial assumptions that were reasonably possible at the reporting date.

	As at March 31, 2023		As at March 31, 2022	
	Increase	Decrease	Increase	Decrease
Discount rate (0.50% movement)	(0.08)	0.09	(0.06)	0.07

Although the analysis does not take account of the full distribution of cash flows expected under the plan, it does provide an approximation of the sensitivity of the assumptions shown. Sensitivities as to rate of inflation, rate of increase of pensions in payment, rate of increase of pensions before retirement & life expectancy are not applicable.

(All amounts are in Rupees crores unless otherwise stated)

(f) Expected maturity analysis of the defined benefit plans in future years

	As at March 31, 2023	As at March 31, 2022
1 year	11.72	10.55
Between 2-5 years	22.22	20.13
Between 6-10 years	14.21	20.96
Over 10 years	31.71	30.76
Total	79.86	82.40

As at 31 March 2023, the weighted-average duration of the defined benefit obligation was 12.69 years (31 March 2022: 13.11 years).

(g) Discretion of risk exposures

Valuations are based on certain assumptions, which are dynamic in nature and vary over time. As such Group is exposed to various risks as follow -

Investment Risk : If Plan is funded then assets liabilities mismatch & actual investment return on assets lower than the discount rate assumed at the last valuation date can impact the liability.

Discount Rate : Reduction in discount rate in subsequent valuations can increase the plan's liability.

Mortality & disability : Actual deaths & disability cases proving lower or higher than assumed in the valuation can impact the liabilities.

Withdrawals : Actual withdrawals proving higher or lower than assumed withdrawals and change of withdrawal rates at subsequent valuations can impact Plan's liability.

iii. Other long-term employment benefits

The Group provides leave encashment benefits and leave fair concession to the employees of the Group which can be carried forward to future years. Amount recognised in the Statement of Profit and Loss for compensated absences is as under-

	For the year ended March 31, 2023	For the year ended March 31, 2022
Amount recognised in Statement of Profit and Loss		
Leave encashment	1.85	0.66
Leave fare concession	4.12	0.47
Medical benefits	1.97	2.13

50 RELATED PARTY DISCLOSURE

i. Name of the related party and nature of relationship:-

A. Nature of Relationship	Name of the Related Party
Associates *	IFCI Social Foundation Institute of Leadership Development Associates held for sale - Athena Chattisgarh Power Pvt. Ltd. - Gati Infrastructure Bhasmey Power Pvt. Ltd. - KITCO Ltd. - Nagai Power Pvt. Ltd. - Shiga Energy Private Ltd. - Vadraj Cements Ltd. - Vadraj Energy (Gujarat) Ltd.

* The accounts of Associates have not been consolidated in the Consolidated Financial Statements for the year ending March 31, 2023. However, the names of the Associates have been disclosed in the related party for meeting the Ind AS requirements.

Joint venture	IFCI Sycamore Capital Advisors Pvt. Ltd. (under voluntary liquidation)
Trust incorporated for CSR activity	IFCI Social Foundation
Key Managerial Personnel*	Shri Manoj Mittal - Managing Director & Chief Executive Officer (w.e.f 12 June 2021) Shri Sunil Kumar Bansal, Dy.Managing Director (upto 13 Sep. 2022) Shri. Prasoon - Chief Financial Officer (w.e.f 16 Sep. 2021) Ms. Priyanka Sharma - Company Secretary (w.e.f. 16 Sep. 2021) Shri Mukesh Kumar Bansal (w.e.f. 02 Feb 2023) Shri Kartikeya Misra (w.e.f. 02 Feb 2023) Prof. Narayanaswamy Balakrishnan (w.e.f. 30 October 2017) Prof. Arvind Sahay (w.e.f. 30 October 2017) Shri Surendra Behera (w.e.f. 09 Nov 2022) Shri Arvind Kumar Jain (w.e.f 09 Nov 2022) Dr. Bhushan Kumar Sinha (upto 06 Jan.23) Ms. Anindita Sinharay (upto 06 Jan. 2023)

(All amounts are in Rupees crores unless otherwise stated)

Entities under the control of same government

The Group is a Central Public Sector Undertaking (CPSU) controlled directly or indirectly by Central Government. Pursuant to paragraph 25 and 26 of Ind AS 24, entities over which the same government has control or joint control of, or significant influence, then the reporting entity and other entities shall be regarded as related parties. The Group has applied the exemption available for government related entities and have made limited disclosures in the standalone financial statements.

ii. Related party transactions during the year and balance receivable from and payable to related parties as at the balance sheet date:-

Name of related party	Nature of transaction	For the year ended March 31, 2023	For the year ended March 31, 2022
A. Associates			
KITCO	(i) Sitting Fees Received	0.01	-
IFCI Social Foundation Trust	(i) Contribution for CSR activities	-	-
	(ii) Salaries/ Other Estt. Exp. recovered/ recoverable for employees deputed by IFCI	-	-
B. Entities under the control of same government			
CEGSSC, GOI	Agency Commission - Credit Guarantee Fund For SC/ST	0.38	0.05
Ministry Of Electronics & Information Technology, GOI	Commission - M Sips	5.05	3.86
Ministry Of Electronics & Information Technology, GOI	Scheme Management Fees -PLI Electronics	3.19	2.00
Ministry Of Electronics & Information Technology, GOI	Agency Fees SPECS	1.98	3.75
Ministry of Chemical & Fertilizer - Department of Pharmaceuticals, GOI	Scheme Management Fee-PLI-Bulk Drugs	1.39	1.66
Ministry of Chemical & Fertilizer - Department of Pharmaceuticals, GOI	Scheme Management Fee-PLI-Medical Devices	2.20	2.00
Ministry of Chemical & Fertilizer - Department of Pharmaceuticals, GOI	Scheme Management Fee-PLI-Bulk Drugs Parks	1.90	1.90
Ministry of Chemical & Fertilizer - Department of Pharmaceuticals, GOI	Scheme Management Fee-PLI-Medical Devices Parks	0.76	0.76
Ministry of Food Processing Industries, GOI	Monitoring Agency Fees	3.39	7.80
Ministry Of Electronics & Information Technology, GOI	Scheme Management Fees -IT Hardware	0.55	3.50
Ministry Of Electronics & Information Technology, GOI	Scheme Management Fees -PLI White Goods	3.00	1.00
Ministry Of Electronics & Information Technology, GOI	Scheme Management Fees -PLI Auto Scheme	2.00	4.00
Ministry Of Electronics & Information Technology, GOI	Scheme Management Fees -PLI ACC Scheme	1.10	0.20
Ministry Of Electronics & Information Technology, GOI	Scheme Management Fees -PLI Textile	5.58	0.42
India Semiconductor Mission	Scheme Management Fees - Semiconductor Fabs Scheme	3.25	-
India Semiconductor Mission	Scheme Management Fees - Display Fabs Scheme	1.00	-
India Semiconductor Mission	Scheme Management Fees - Compound Semiconductor/ATMP/OSAT Scheme	1.38	-
Ministry of Civil Aviation (MOCA)	Scheme Management Fee - Drones and Drone Components	1.40	-
Ministry of Heavy Industries	Scheme Management Fee - FAME II	4.22	-
Deptt for Promotion of Industry & Internal Trade	Scheme Management Fee - PLI Toys	1.00	-
SDF, Ministry Of Consumer Affairs, Food & Public Distribution, GOI	Agency Commission - Sugar Development Fund	9.64	9.15
Steel Authority of India Ltd.	Advisory & Appraisal Fee received	0.06	0.06
Central Government	Interest Income on G Sec	33.13	33.13
State Bank Of India	Rental Income	3.37	1.69
Canara Bank	Rental Income	0.41	0.39
National Pension System Trust	Rental Income	3.44	2.21
C. Compensation of key managerial personnel			
Short-term employee benefits		5.92	6.08
Post-employment defined benefit		-	0.29
Compensated absences		0.08	0.33
Share-based payments		-	0.19
Termination benefits		0.02	-
Sitting fees		0.20	0.27

Terms and conditions

All transactions with these related parties are priced on an arm's length basis.

(All amounts are in Rupees crores unless otherwise stated)

51 LEASES

A. Lease as lessee

The leases typically run for a period of 11 months, with an option to renew the lease after that period. Lease payments are renegotiated on regular intervals to reflect market rentals.

	<u>For the year ended</u> <u>March 31, 2023</u>	<u>For the year ended</u> <u>March 31, 2022</u>
i. Future minimum lease payments		
At year end, the future minimum lease payments to be made under non-cancellable operating leases are as follows:		
(a) Not later than one year	0.23	0.29
(b) Later than one year but not later than five years	-	-
(c) Later than five years	-	-
ii. Amounts recognised in profit or loss	6.04	9.38

B. Lease as lessor

The Group leases out its building (classified as investment property) on operating lease basis. The leases typically run for a period of 11 months - 7 years, with an option to renew the lease after that period. Lease payments are renegotiated on regular intervals to reflect market rentals.

	<u>For the year ended</u> <u>March 31, 2023</u>	<u>For the year ended</u> <u>March 31, 2022</u>
i. Future minimum lease payments		
At year end, the future minimum lease payments to be made under non-cancellable operating leases are as follows:		
(a) Not later than one year	36.22	33.09
(b) Later than one year but not later than five years	69.97	39.00
(c) Later than five years	22.17	12.19
ii. Amounts recognised in profit or loss	38.28	35.74

52 EARNINGS PER SHARE (EPS)

	<u>Units</u>	<u>As at</u> <u>March 31, 2023</u>	<u>As at</u> <u>March 31, 2022</u>
i			
(a) Profit Computation for Equity shareholders			
Net profit as per Statement of Profit & Loss	₹ in crores	(207.80)	(1,831.34)
Net profit for Equity Shareholders	₹ in crores	(207.80)	(1,831.34)
(b) Weighted Average Number of Equity Shares outstanding	Nos	2,19,59,28,107	2,10,29,91,305
ii			
(a) Profit Computation for Equity shareholders (including potential shareholders)			
Net profit as per Statement of Profit & Loss	₹ in crores	(207.80)	(1,831.34)
Net profit for equity shareholders (including potential shareholders)	₹ in crores	(207.80)	(1,831.34)
(b) Weighted Average Number of Equity Shares outstanding	Nos	2,19,59,28,107	2,10,29,91,305
Earnings Per Share (Weighted Average)			
Basic	₹	(0.95)	(8.71)
Diluted	₹	(0.95)	(8.71)

53 OPERATING SEGMENTS

The Board has been identified as the Chief Operating Decision Maker (CODM) as defined by Ind AS 108, "Operating Segments." The Group's operating segments are established in the manner consistent with the components of the Group that are evaluated regularly by the Chief Operating Decision Maker as defined in 'Ind AS 108 - Operating Segments.' The Group is engaged primarily in the business of financing and there are no separate reportable segments as per Ind AS 108.

a. Information about products and services:

The Group deals in only one product i.e. granted loans to corporate customers. Hence, no separate disclosure is required.

b. Information about geographical areas:

The entire sales of the Group are made to customers which are domiciled in India. Also, all the assets of the Group are located in India.

c. Information about major customers (from external customers):

The Group does not earn revenues from the customers which amount to 10 per cent or more of Group's revenues

54 TRANSFERS OF FINANCIAL ASSETS

In the ordinary course of business, the Group enters into transactions that result in the transfer of loans and advances given to customers. In accordance with the accounting policy set out in Note 2, the transferred financial assets continue to be recognised in their entirety or to the extent of the Group's continuing involvement, or are derecognised in their entirety.

The Group transfers financial assets that are not derecognised in their entirety are primarily through the sale of NPA loans to asset reconstruction companies (ARCs).

(All amounts are in Rupees crores unless otherwise stated)

A. Transferred financial assets that are not derecognised in their entirety

Sale of NPA loans to asset reconstruction companies (ARCs)

Sale of NPA loans to asset reconstruction companies (ARCs) are transactions in which the Group sells loan and advances to an unconsolidated special vehicle and simultaneously purchases the majority portion of security receipts issued by said vehicle. The security receipts are collateralised by the loans purchased by the vehicle and hence the cash flow of the security receipts is dependent on the recovery of purchased loans.

The Group continues to recognise that part of the loans in their entirety against which security receipts have been subscribed by the Group because it retains substantially all of the risks and rewards of ownership w.r.t that part of the transferred loan. The part of loan transferred against which cash consideration is received is derecognised.

The following table sets out the carrying amounts and fair values of one financial asset transferred that is not derecognised in entirety and associated liabilities.

	Carrying amount		Fair value		Net position
	Assets - Loans	Liabilities - Borrowings	Assets - Loans	Liabilities - Borrowings	
Sale of NPA loans to asset reconstruction companies (ARCs)					
As at 31 March 2023	61.30	-	217.40	-	217.40
As at 31 March 2022	74.95	-	176.73	-	176.73

B. Transferred financial assets that are derecognised in their entirety

Sale of NPA loans to asset reconstruction companies (ARCs)

The Group has taken derecognition exemption and de-recognise the loans in their entirety against which security receipts have been subscribed by the Group. The Group has classified said investment in security receipts subsequently measured at fair value through profit and loss.

During the year the Company has recognised a fair value gain/(loss) of ₹ 86.42 crore (₹ 46.21 crore in 2021-22). The fair value gain/(loss) on the security receipts as on 31 March 2023 is ₹ 41.80 crore (31 March 2022 - Nil)

The following table sets out the details of the assets that represents the Group's continuing involvement with the transferred assets that are derecognised in their entirety.

	Carrying amount	Fair value	
	Assets - Investment in security receipts	Assets - Investment in security receipts	Liabilities
Sale of NPA loans to asset reconstruction companies (ARCs)			
As at 31 March 2023	118.60	118.60	-
As at 31 March 2022	414.55	414.55	-

The amount that best represents the Group's maximum exposure to loss from its continuing involvement in the form of security receipts issued by ARCs is their carrying amount.

55 FINANCIAL INSTRUMENTS - FAIR VALUE AND RISK MANAGEMENT

A. Financial instruments by category

The following table shows the carrying amounts and fair values of financial assets and financial liabilities.

Particulars	As at 31 March 2023		
	FVTPL	FVTOCI	Amortised cost
Financial assets:			
Cash and cash equivalents	-	-	1,036.77
Bank balance other than above	-	-	2,720.15
Derivative financial instruments	-	-	14.83
Receivables	-	-	239.05
Loans	-	-	1,907.98
Investments	1,007.71	6,473.37	219.00
Other financial assets	-	-	786.06
	<u>1,007.71</u>	<u>6,473.37</u>	<u>6,923.83</u>
Financial liabilities:			
Derivative Financial Instrument	-	-	-
Trade payables	-	-	275.02
Other payables	-	-	-
Debt securities	-	-	4,733.59
Borrowings (other than debt securities)	-	-	511.55
Subordinated liabilities	-	-	774.67
Other financial liabilities	-	-	3,756.33
	<u>-</u>	<u>-</u>	<u>10,051.16</u>

(All amounts are in Rupees crores unless otherwise stated)

Particulars	As at 31 March 2022		
	FVTPL	FVTOCI	Amortised cost
Financial assets:			
Cash and cash equivalents	-	-	966.30
Bank balance other than above	-	-	1,328.15
Derivative financial instruments	-	-	2.02
Receivables	-	-	242.57
Loans	-	-	2,623.48
Investments	1,042.62	5,430.89	67.39
Other financial assets	-	-	734.77
	<u>1,042.62</u>	<u>5,430.89</u>	<u>5,964.68</u>
Financial liabilities:			
Derivative Financial Instrment	-	-	-
Trade payables	-	-	390.87
Other payables	-	-	2.23
Debt securities	-	-	5,095.43
Borrowings (other than debt securities)	-	-	1,025.02
Subordinated liabilities	-	-	974.66
Other financial liabilities	-	-	2,752.23
	<u>-</u>	<u>-</u>	<u>10,240.44</u>

B. Valuation framework

The respective operational department performs the valuation of financial assets and liabilities required for financial reporting purposes, either externally or internally for every quarterly reporting period. Specific controls for valuation includes verification of observable pricing, review of significant unobservable inputs and valuation adjustments.

The Group measures fair values using the following fair value hierarchy, which reflects the significance of the inputs used in making the measurements.

Level 1: Inputs that are quoted market prices (unadjusted) in active markets for identical assets or liabilities.

Level 2 : The fair value of financial instruments that are not traded in active markets is determined using valuation techniques which maximize the use of observable market data either directly or indirectly, such as quoted prices for similar assets and liabilities in active markets, for substantially the full term of the financial instrument but do not qualify as Level 1 inputs. If all significant inputs required to fair value an instrument are observable the instrument is included in level 2.

Level 3 : If one or more of the significant inputs is not based in observable market data, the instruments is included in level 3. That is, Level 3 inputs incorporate market participants' assumptions about risk and the risk premium required by market participants in order to bear that risk. It develops Level 3 inputs based on the best information available in the circumstances.

The objective of valuation techniques is to arrive at a fair value measurement that reflects the price that would be received to sell the asset or paid to transfer the liability in an orderly transaction between market participants at the measurement date.

The valuation techniques used in measuring Level 2 and Level 3 fair values for financial instruments measured at fair value in the balance sheet, as well as the significant unobservable inputs used.

Fair value hierarchy

This section explains the judgements and estimates made in determining the fair values of the financial instruments that are:

- recognised and measured at fair value and
- measured at amortised cost and for which fair values are disclosed in the financial statements.

To provide an indication about the reliability of the inputs used in determining fair value, the Group has classified its financial instruments into the three levels prescribed under the accounting standard. An explanation of each level follows underneath the table.

Financial assets and liabilities measured at fair value - recurring fair value measurements

As at 31 March 2023	Level 1	Level 2	Level 3	Total
Financial assets:				
Derivative financial instruments	-	14.83	-	14.83
Investments	194.38	228.31	7,277.38	7,700.07
	<u>194.38</u>	<u>243.14</u>	<u>7,277.38</u>	<u>7,714.90</u>
Financial liabilities:				
Derivative financial instruments	-	-	-	-
	<u>-</u>	<u>-</u>	<u>-</u>	<u>-</u>

(All amounts are in Rupees crores unless otherwise stated)

Assets and liabilities which are measured at amortised cost for which fair values are disclosed

As at 31 March 2023	Amortised cost	Level 1	Level 2	Level 3	Total
Financial assets:					
Loans	1,907.98			1,907.98	1,907.98
	<u>1,907.98</u>	<u>-</u>	<u>-</u>	<u>1,907.98</u>	<u>1,907.98</u>
Financial liabilities:					
Debt securities	4,733.59			4,733.59	4,733.59
Borrowings (other than debt securities)	511.55		511.55		511.55
Subordinated liabilities	774.67			774.67	774.67
	<u>6,019.81</u>	<u>-</u>	<u>511.55</u>	<u>5,508.26</u>	<u>6,019.81</u>

Financial assets and liabilities measured at fair value - recurring fair value measurements

As at 31 March 2022	Level 1	Level 2	Level 3	Total
Financial assets:				
Derivative financial instruments		-		-
Investments	781.19	305.02	5,454.69	6,540.90
	<u>781.19</u>	<u>305.02</u>	<u>5,454.69</u>	<u>6,540.90</u>
Financial liabilities:				
Derivative financial instruments				-
	<u>-</u>	<u>-</u>	<u>-</u>	<u>-</u>

Assets and liabilities which are measured at amortised cost for which fair values are disclosed

As at 31 March 2022	Amortised cost	Level 1	Level 2	Level 3	Total
Financial assets:					
Loans	2,623.48			2,623.48	2,623.48
	<u>2,623.48</u>	<u>-</u>	<u>-</u>	<u>2,623.48</u>	<u>2,623.48</u>
Financial liabilities:					
Debt securities	5,095.43			5,095.43	5,095.43
Borrowings (other than debt securities)	1,025.02		1,025.02		1,025.02
Subordinated liabilities	974.66			974.66	974.66
	<u>7,095.11</u>	<u>-</u>	<u>1,025.02</u>	<u>6,070.09</u>	<u>7,095.11</u>

Financial instruments valued at carrying value

The respective carrying values of certain on-balance sheet financial instruments approximated their fair value. These financial instruments include cash in hand, balances with other banks, trade receivables, trade payables and certain other financial assets and liabilities. Carrying values were assumed to approximate fair values for these financial instruments as they are short-term in nature and their recorded amounts approximate fair values or are receivable or payable on demand.

Financial instruments measured at fair value and fair value of financial instruments carried at amortised cost

Type	Valuation technique	Significant unobservable input
Unquoted equity securities	Net asset value/Company comparable method/ Discounted cash flow	Weighted average cost of capital/Discount rate
Preference shares	Net asset value/Company comparable method/ Discounted cash flow	Weighted average cost of capital/Discount rate
Loans	Discounted cash flow	Future cash flows, discount rates
Debt securities	Discounted cash flow	Future cash flows, discount rates
Borrowings (other than debt securities)	Discounted cash flow	Future cash flows, discount rates
Subordinated liabilities	Discounted cash flow	Future cash flows, discount rates

(All amounts are in Rupees crores unless otherwise stated)

ii) Level 3 fair values

Reconciliation of Level 3 fair values

The following table shows a reconciliation from the opening balances to the closing balances for Level 3 fair values:

Particulars	Investment in preference shares	Equity shares at fair value through other comprehensive income	Investment in unquoted equity instrument
Balance as at 31 March 2022	4.86	-	5,449.83
Total gain or losses:	-	-	-
- in profit or loss	-	-	1,719.24
- in OCI	-	-	-
Purchases	-	-	-
Settlement	(0.91)	-	104.36
Transfers into Level 3	-	-	-
Balance as at 31 March 2023	3.95	-	7,273.43

Total gain or losses for the year in the above table are presented in the statement of profit or loss and OCI as follows :

Particulars	Investment in preference shares	Equity shares at fair value through other comprehensive income	Investment in unquoted equity instrument
Total gain or losses recognised in profit or loss :			
- Net fair value change from financial instruments carried at fair value	-	-	1,719.24
Other revenue			
Total gain or losses recognised in OCI :			
- Fair value reserve (equity instruments) - net change in fair value	-	-	-
Profit or loss - attributable to the change in unrealised gain and losses relating to assets and liabilities held at the end of the year:			
- Net fair value change from financial instruments carried at fair value	0.91	-	1,614.88

Particulars	Investment in preference shares	Investment in unquoted equity instrument
Balance as at 31 March 2021	4.87	3,133.06
Total gain or losses:	-	-
- in profit or loss	-	2,276.29
- in OCI	-	-
Purchases	-	-
Settlement	(0.01)	40.48
Balance as at 31 March 2022	4.86	5,449.83

Total gain or losses for the year in the above table are presented in the statement of profit or loss and OCI as follows :

Particulars	Investment in preference shares	Investment in unquoted equity instrument
Total gain or losses recognised in profit or loss :		
- Net fair value change from financial instruments carried at fair value	-	2,276.29
Other revenue		
Profit or loss - attributable to the change in unrealised gain and losses relating to assets and liabilities held at the end of the year:		
- Net fair value change from financial instruments carried at fair value	0.01	2,235.81

(All amounts are in Rupees crores unless otherwise stated)

56 FINANCIAL RISK MANAGEMENT

The group's activities are primarily subjected to credit risk, market risk and operational risk for managing risk management committee exists. The function of the committee is to identify, monitor, manage and mitigate these risks. The group also makes sure that it adheres to internal policies and procedures, complies with the regulatory guidelines and maintains sufficient loan documentation.

With regards to its lending activity, the group has established various limits and restrictions to manage the risks. There are various reports which are prepared and presented to senior management by the risk management committee at regular intervals and on ad-hoc basis which helps in risk monitoring. The group has also set-up procedures to mitigate the risks in case of any breach.

A. Risk management framework

The group's Board of Directors have overall responsibility for the establishment and oversight of the risk management framework. The board of directors have established the Risk Management and Asset Liability Management Committee of the Directors (RALMCD) which is responsible for developing and monitoring the group's integrated risk management policies. The RALMCD is assisted in its oversight role by the Risk and Asset Liability Management Committee of Executives (RALMCE). The Integrated Risk Management Department undertakes regular reviews of risk management controls and procedures, the results of which are reported to the RALMCE on monthly basis.

B. Credit risk

Credit risk arises from loans and advances, cash and cash equivalents, investment in debt securities and deposits with banks and financial institutions and any other financial assets.

Credit risk is the risk of financial loss to the group if a customer or counterparty to a financial instrument fails to meet its contractual obligations, and arises principally from the group's loans and advances to customers, trade receivables from customers; loans and investments in debt securities.

a) Credit risk management

The group's exposure to credit risk is influenced mainly by the individual characteristics of each customer/obligor. However, management also considers the factors that may influence the credit risk of its customer base, including the default risk associated with the industry, business specific risk, management risk, transition specific risk and project related risks.

A financial asset is considered 'credit-impaired' when one or more events that have a detrimental impact on the estimated future cash flows of the financial asset have occurred. Evidence that a financial asset is credit-impaired includes the following observable data:

- Significant financial difficulty of the issuer or the borrower.
- A breach of contract, such as default.
- The lender(s) of the borrower, for economic or contractual reasons relating to the borrower's financial difficulty, having granted to the borrower concession(s) that the lender(s) would not otherwise consider.
- It is becoming probable that the borrower will enter bankruptcy or other financial reorganisation.
- The disappearance of the active market for that financial asset because of financial difficulties.
- Purchase or origination of a financial asset at a deep discount that reflects the incurred credit loss.

The risk management committee has established a credit policy under which each new customer is analyzed individually for credit worthiness before the group's standard payment and delivery terms and conditions are offered. The group's review includes minimum finalised internal rating, external ratings, if they are available, background verification, financial statements, income tax returns, credit agency information, industry information, etc. Credit limits have been established for each customer and reviewed periodically and modifications are done, as and when required. Any loan exceeding prescribed limits require approval from the respective competent authority.

b) Probability of default (PD)

The Probability of Default (PD) defines the probability that the borrower will default on its obligations in the future. Ind AS 109 requires the use of separate PD for a 12 month duration and lifetime duration based on the stage allocation of the borrower. A PD used for Ind AS 109 should reflect the institution's view of the future and should be unbiased (i.e. it should not include any conservatism or optimism).

To arrive at historical probability of default, transition matrix approach has been applied using IFCI internal obligor ratings.

c) Definition of default

Default' has not been defined under Ind AS. An entity shall apply a default definition that is consistent with the definition used for internal credit risk management purposes and consider qualitative indicators when appropriate. A loan is considered as defaulted and therefore Stage-3 (credit impaired) for ECL calculations in the following cases:

- On deterioration of the IFCI internal combined ratings of the borrower to CR-9 or CR-10 (Comparison to be done between origination rating and current rating).
- On asset being classified as NPA as per RBI prudential norms
- On restructuring of assets with impairment in loan value
- On asset being more than 90 days past dues.

d) Exposure at default (EAD)

The exposure at default (EAD) represents the gross carrying amount of the financial instruments which is subject to the impairment calculation.

e) Loss given default (LGD)

LGD is an estimate of the loss from the transaction given that a default occurs. The LGD component of ECL is independent of deterioration of asset quality, and thus applied uniformly across various stages. With respect to loan portfolio, NPA accounts which have originated in past 7 years and have been closed, along with NPA accounts ageing more than 5 years (assumed as closed), have been considered for LGD computation.

f) Significant increase in credit risk

At each reporting date, an entity shall assess whether the credit risk on a financial instrument has increased significantly since initial recognition. When making the assessment, an entity shall use the change in the risk of the default occurring over the expected life of the financial instrument instead of the change in the amount of expected credit loss. To make that assessment, an entity shall compare the risk of a default occurring on the financial instrument as at the reporting date with the risk of a default occurring on the financial instrument as at the date of initial recognition and consider reasonable and supportable information, that is available without undue cost or effort, that is indicative of significant increases in credit risk since initial recognition. An entity may assume that the credit risk on a financial instrument has not increased significantly since initial recognition if the financial instrument is determined to have low credit risk at the reporting date.

(All amounts are in Rupees crores unless otherwise stated)

For the assessment of the SICR for the loans and advances, the following conditions have been considered:

- Deterioration of the IFCI internal combined ratings of the borrowers by 3 rating grades. (Comparison to be done between origination rating and current rating).
- Deterioration of the ratings of the borrowers from the investment grade to the sub-investment grade.
- On restructuring of assets without impairment in loan value.
- On asset overdue beyond 60 days past dues.

g) Provision for expected credit losses

The following tables sets out information about the overdue status of loans and advances, loan commitments, financial guarantees, trades receivables and other financial assets to customers in Stages 1, 2 and 3.

	As at March 31, 2023				
	Stage 1	Stage 2	Stage 3	POCI	Total
Loans and advances at amortised cost					
Grade 1-6 : Low-fair risk	79.36	-	-	-	79.36
Grade 7-8 : higher risk	-	100.46	-	-	100.46
Grade 9-10 : Loss	-	-	4,490.79	-	4,490.79
Others	14.87	-	369.65	-	384.52
	<u>94.23</u>	<u>100.46</u>	<u>4,860.44</u>	<u>-</u>	<u>5,055.13</u>
Loss allowance	(7.07)	(17.62)	(3,806.37)	-	(3,831.06)
Carrying value	<u><u>87.16</u></u>	<u><u>82.84</u></u>	<u><u>1,054.07</u></u>	<u><u>-</u></u>	<u><u>1,224.07</u></u>

	As at March 31, 2023				
	Stage 1	Stage 2	Stage 3	POCI	Total
Loans and advances at amortised cost-Greenfield					
Rating -1 to 6	209.32	-	-	-	209.32
Rating - 7 to 8	-	-	-	-	-
Rating - 9 to 10	-	-	1,561.74	-	1,561.74
	<u>209.32</u>	<u>-</u>	<u>1,561.74</u>	<u>-</u>	<u>1,771.06</u>
Loss allowance	(11.92)	-	(1,122.34)	-	(1,191.20)
Carrying value	<u><u>197.40</u></u>	<u><u>-</u></u>	<u><u>439.40</u></u>	<u><u>-</u></u>	<u><u>579.86</u></u>

Trade receivables at amortised cost

	Lifetime	Credit Impaired	Total
Less than 6 months	30.81	-	30.81
More than 6 months less than 1 year	4.07	0.20	4.27
More than 1 year less than 2years	2.41	0.12	2.53
More Than 2 years less than 3 years	1.03	0.05	1.08
Above 3 years	-	1.50	1.50
Others	-	-	-
	<u>38.32</u>	<u>1.87</u>	<u>40.19</u>
Loss allowance	-	(1.87)	(1.87)
Carrying value	<u><u>38.32</u></u>	<u><u>-</u></u>	<u><u>38.32</u></u>

Other financial assets at amortised cost

	Lifetime	Credit Impaired	Total
Less than 6 months	33.15	-	33.15
More than 6 months less than 1 year	0.67	-	0.67
More than 1 year less than 2years	0.01	-	0.01
More Than 2 years less than 3 years	0.04	0.04	0.08
Above 3 years	-	70.33	70.33
Others	-	-	-
	<u>33.87</u>	<u>70.37</u>	<u>104.24</u>
Loss allowance	-	(70.37)	(70.37)
Carrying value	<u><u>33.87</u></u>	<u><u>-</u></u>	<u><u>33.87</u></u>

(All amounts are in Rupees crores unless otherwise stated)

Investment in debt securities at FVTOCI

	Stage-1	Stage-2	Stage-3	Total
BBB - to AAA	23.59	-	-	23.59
BB- to BB+	-	-	-	-
B- to B+	-	-	-	-
C to CCC+	-	-	-	-
D	-	-	0.00	-
	23.59	-	-	23.59
Loss allowance	(0.02)	-	-	(0.02)
Amortised cost	23.57	-	-	23.57
Fair value	20.68	-	-	20.68

As at March 31, 2023

	Stage 1	Stage 2	Stage 3	POCI	Total
Loan commitments & Financial Guarantee Contracts-Greenfield					
Grade 1-6 : Low-fair risk	5.71	-	-	-	5.71
Grade 7-8 : higher risk	7.57	-	-	-	7.57
Grade 9-10 : Loss	-	-	-	-	-
	13.28	-	-	-	13.28
Loss allowance	(0.59)	-	-	-	(0.59)
Carrying value	12.69	-	-	-	12.69

Loan commitments & Financial Guarantee Contracts-Others

Grade 1-6 : Low-fair risk	-	-	-	-	-
Grade 7-8 : higher risk	-	-	-	-	-
Grade 9-10 : Loss	45.81	-	-	-	45.81
	45.81	-	-	-	45.81
Loss allowance	(31.16)	-	-	-	(31.16)
Carrying value	14.65	-	-	-	14.65

As at March 31, 2022

	Stage 1	Stage 2	Stage 3	POCI	Total
Loans and advances at amortised cost					
Grade 1-6 : Low-fair risk	131.17	-	-	-	131.17
Grade 7-8 : higher risk	-	220.50	-	-	220.50
Grade 9-10 : Loss	-	-	5,101.47	-	5,101.47
Others	127.35	1.26	561.61	-	690.22
	258.51	221.76	5,663.08	-	6,143.35
Loss allowance	(8.89)	(39.75)	(4,166.79)	-	(4,215.43)
Carrying value	249.62	182.01	1,496.29	-	1,927.92

As at March 31, 2022

	Stage 1	Stage 2	Stage 3	POCI	Total
Loans and advances at amortised cost-Greenfield					
Rating -1 to 6	35.00	-	-	-	35.00
Rating - 7 to 8	-	184.81	-	-	184.81
Rating - 9 to 10	-	-	1,666.96	-	1,666.96
	35.00	184.81	1,666.96	-	1,886.76
Loss allowance	(0.78)	(70.55)	(1,119.87)	-	(1,191.20)
Carrying value	34.22	114.26	547.08	-	695.56

(All amounts are in Rupees crores unless otherwise stated)

Trade receivables at amortised cost

	Lifetime	Credit Impaired	Total
Less than 6 months	195.97	2.15	198.12
More than 6 months less than 1 year	19.94	0.66	20.60
More than 1 year less than 2years	13.17	15.14	28.31
More Than 2 years less than 3 years	4.45	5.12	9.57
Above 3 years	9.04	13.48	22.52
Others	-	-	-
	242.57	36.55	279.12
Loss allowance	-	(36.55)	(36.55)
Carrying value	242.57	-	242.57

Other financial assets at amortised cost

	Lifetime	Credit Impaired	Total
Less than 6 months	49.58	-	49.58
More than 6 months less than 1 year	0.01	-	0.01
More than 1 year less than 2years	0.05	-	0.05
More Than 2 years less than 3 years	0.30	0.01	0.31
Above 3 years	-	70.39	70.39
Others	288.14	406.27	694.41
	338.07	476.68	814.75
Loss allowance	-	(79.98)	(79.98)
Carrying value	338.07	396.70	734.77

Investment in debt securities at FVTOCI

	Stage-1	Stage-2	Stage-3	Total
BBB - to AAA	631.93	-	-	631.93
BB- to BB+	-	-	-	-
B- to B+	-	-	-	-
C to CCC+	-	-	-	-
D	-	-	0.00	-
	631.93	-	-	631.93
Loss allowance	(0.10)	-	-	(0.10)
Amortised cost	631.83	-	-	631.83
Fair value	627.09	-	-	627.09

As at March 31, 2022

	Stage 1	Stage 2	Stage 3	POCI	Total
Loan commitments & Financial Guarantee Contracts-Greenfield					
Grade 1-6 : Low-fair risk	5.71	-	-	-	5.71
Grade 7-8 : higher risk	7.57	-	-	-	7.57
Grade 9-10 : Loss	-	-	-	-	-
	13.28	-	-	-	13.28
Loss allowance	(1.01)	-	-	-	(1.01)
Carrying value	12.26	-	-	-	12.26
Loan commitments & Financial Guarantee Contracts-Others					
Grade 1-6 : Low-fair risk	17.15	-	-	-	17.15
Grade 7-8 : higher risk	-	-	-	-	-
Grade 9-10 : Loss	45.81	-	-	-	45.81
	62.96	-	-	-	62.96
Loss allowance	(31.16)	-	-	-	(31.16)
Carrying value	31.80	-	-	-	31.80

(All amounts are in Rupees crores unless otherwise stated)

- h) **Movements in the allowance for impairment in respect of loans, Investment in debt securities, trade receivables and other financial assets**
The movement in the allowance for impairment in respect of asset on finance, trade receivables and other financial assets is as follows:

Loans and advances at amortised cost

Reconciliation of loss allowance	Loss allowance measured at life-time expected losses			Total
	Loss allowance measured at 12 month expected losses	Financial assets for which credit risk has increased significantly and not credit-impaired	Financial assets for which credit risk has increased significantly and credit-impaired	
Loss allowance on 1 April 2021	40.05	217.51	5,154.98	5,412.54
Transfer to Stage 1	-	-	-	-
Transfer to Stage 2	(0.78)	0.78	-	0.00
Transfer to Stage 3	-	28.08	28.09	56.17
Net remeasurement of loss allowance	3.22	(162.50)	437.53	278.25
New financial assets originated or purchased	-	-	-	-
Financial assets that have been derecognised	(2.44)	(44.12)	(327.45)	(374.01)
Write offs	-	-	(1,126.35)	(1,126.35)
Unwind of discount	-	-	-	-
Changes in risk parameters	-	-	-	-
Loss allowance on 31 March 2022	40.05	39.75	4,166.79	4,246.59
Transfer to Stage 1	-	-	-	-
Transfer to Stage 2	-	-	(9.79)	(9.79)
Transfer to Stage 3	-	-	-	-
Net remeasurement of loss allowance	0.98	(6.41)	199.65	194.22
New financial assets originated or purchased	-	-	-	-
Financial assets that have been derecognised	(0.32)	(15.70)	(172.39)	(188.41)
Write offs	-	-	(263.56)	(263.56)
Unwind of discount	-	-	-	-
Changes in risk parameters	-	-	(1.22)	(1.22)
Loss allowance on 31 March 2023	40.71	17.64	3,919.48	3,977.83

Loans and advances at amortised cost- Greenfield

Reconciliation of loss allowance	Loss allowance measured at life-time expected losses			Total
	Loss allowance measured at 12 month expected losses	Financial assets for which credit risk has increased significantly and not credit-impaired	Financial assets for which credit risk has increased significantly and credit-impaired	
Loss allowance on 1 April 2021	16.21	0.00	1,261.27	1,277.48
Transfer to Stage 1	-	-	-	-
Transfer to Stage 2	(2.55)	2.55	-	-
Transfer to Stage 3	-	-	-	-
Net remeasurement of loss allowance	(4.18)	68.00	250.68	314.50
New financial assets originated or purchased	-	-	-	-
Financial assets that have been derecognised	(7.69)	-	(129.59)	(137.29)
Write offs	-	-	(262.48)	(262.48)
Unwind of discount	-	-	-	-
Changes in risk parameters	-	-	-	-
Loss allowance on 31 March 2022	1.80	70.55	1,119.87	1,192.22
Transfer to Stage 1	10.92	(70.55)	-	(59.63)
Transfer to Stage 2	-	-	-	-
Transfer to Stage 3	-	-	-	-
Net remeasurement of loss allowance	(0.78)	0.00	13.52	12.74
New financial assets originated or purchased	-	-	-	-
Financial assets that have been derecognised	-	-	(11.05)	(11.05)
Write offs	-	-	-	-
Unwind of discount	-	-	-	-
Changes in risk parameters	-	-	-	-
Loss allowance on 31 March 2023	11.94	(0.00)	1,122.34	1,134.28

The contractual amount outstanding on loans and advances measured at amortised cost that were written off during the year ended 31 March 2022 are still subject to enforcement activity

(All amounts are in Rupees crores unless otherwise stated)

Investment in Debt securities at FVTOCI

Reconciliation of loss allowance	Loss allowance measured at life-time expected losses			Total
	Loss allowance measured at 12 month expected losses	Financial assets for which credit risk has increased significantly and not credit-impaired	Financial assets for which credit risk has increased significantly and credit-impaired	
Loss allowance on 1 April 2021	0.09	-	50.02	50.11
Transfer to Stage 1	-	-	-	-
Transfer to Stage 2	-	-	-	-
Transfer to Stage 3	-	-	-	-
Net remeasurement of loss allowance	0.01	-	-	0.01
New financial assets originated or purchased	-	-	-	-
Financial assets that have been derecognised	-	-	(50.02)	(50.02)
Write offs	-	-	-	-
Unwind of discount	-	-	-	-
Changes in risk parameters	-	-	-	-
Loss allowance on 31 March 2022	0.10	-	0.00	0.11
Transfer to Stage 1	-	-	-	-
Transfer to Stage 2	-	-	-	-
Transfer to Stage 3	-	-	-	-
Net remeasurement of loss allowance	(0.03)	-	-	(0.03)
New financial assets originated or purchased	-	-	-	-
Financial assets that have been derecognised	-	-	-	-
Write offs	-	-	-	-
Unwind of discount	-	-	-	-
Changes in risk parameters	-	-	-	-
Loss allowance on 31 March 2023	0.07	-	0.00	0.08

In case of IFCI Factors Limited. As required by the RBI Notification no. "DOR (NBFC).CC.PD.No.109/22.10.106/2019-20 dated 13th March 2020 in respect of Implementation of Indian Accounting Standard (IndAS) in NBFC, the company has appropriated the difference between the impairment allowance under Ind AS 109 and the provisioning required under RBI Prudential (IRACP) Norms (including standard assets provisioning), a sum of ₹ 105.03 crore has been taken to "Impairment Reserve".

i) Collateral held and other credit enhancements

Collateral securing each individual loan may not be adequate in relation to the value of the loan. All borrowers must meet the Company's internal credit assessment procedures, regardless of whether the loan is secured. In addition to the collateral stated above, the Company holds other types of collateral such as second charges and floating charges for which specific values are generally not available. The company has internal policed on the acceptability of specific classes of collateral or credit risk mitigation. The principal collateral types for loans and advances are:

- 1 Mortgage of Immovable properties
- 2 Hypothecation of Movable property
- 3 Bank and Government Guarantees
- 4 Pledge of instruments through which promoter's contribution is infused in the project
- 5 Pledge of Promoter Shareholding
- 6 Corporate and Personal Guarantees of Promoters

j) Modified / Restructured loans

When the Group grants concession, for economic or legal reasons related to a borrower's financial difficulties, for other than an insignificant period of time, the related loan is classified as a Troubled Debt Restructuring (TDR). Concessions could include a reduction in the interest rate below current market rates, payment extensions, forgiveness of principal, forbearance or other actions intended to maximize collection. Loans, for which the terms have been modified, and for which the borrower is experiencing financial difficulties, are considered TDRs.

From a risk management point of view, once an asset is forborne or modified, the Group's special department for distressed assets continues to monitor the exposure until it is completely and ultimately derecognised.

A loan that is renegotiated is derecognised if the existing agreement is cancelled and a new agreement is made on substantially different terms or if the terms of the existing agreement are modified such that the renegotiated loan is a substantially different instrument.

Where the renegotiation of such loans are not derecognised, impairment continues to be assessed for significant increases in credit risk compared to the initial origination credit risk rating.

The were no modified assets which were forborne during the period and accordingly no loss were suffered by the Group.

l) Governance Framework

As required by the RBI Notification no. "DOR (NBFC).CC.PD.No.109/22.10.106/2019-20 dated 13th March 2020, where provision requirement as per extant RBI norms is higher than ECL as computed under IndAS, the provision as per RBI norms shall be adopted, on portfolio basis. Further, in accordance with RBI Guidelines, where impairment allowance under Ind AS 109 is lower than the provisioning required under IRACP (including standard asset provisioning), the difference shall be appropriated from the net profit or loss after tax to a separate 'Impairment Reserve'.

(All amounts are in Rupees crores unless otherwise stated)

C. Liquidity risk

Liquidity risk is the potential inability to meet the institution's liabilities as they become due. From Group perspective, it basically originates from the mismatches in the maturity pattern of assets and liabilities. Analysis of liquidity risk involves the measurement of not only the liquidity position of the institution on an ongoing basis but also examining how funding requirements are likely to be affected under severe but plausible scenarios. Net funding requirements are determined by analysing the institution's future cash flows based on assumptions of the future behaviour of assets and liabilities that are classified into specified time buckets, utilizing the maturity ladder approach and then calculating the cumulative net flows over the time frame for liquidity assessment

For the present, for measuring and managing net funding requirements, the use of maturity ladder and calculation of cumulative surplus or deficit of funds at selected maturity dates is being utilized as a standard tool.

The ALM format prescribed by RBI in this regard is being utilized for measuring cash flow mismatches in different time bands. The cash flows are placed in different time bands based on projected future behaviour of assets, liabilities and off-balance sheet items. Apart from the above cash flows, the institution would also track the impact of prepayments of loans, premature closure of liabilities and exercise of options built in certain instruments which offer put/call options after specified times. Thus, cash outflows can be ranked by the date on which liabilities fall due, the earliest date a liability holder could exercise an early repayment option or the earliest date contingencies could be crystallized

In addition, the Company maintains the following lines of credit:

- ₹ 128.3 crore overdraft facility that is secured. Interest would be payable between 7.75 percent and 8.21 percent.
- ₹ 130 crore facility that is unsecured and can be drawn down to meet short-term financing needs. Interest would be payable at a rate of 9.57 percent (weighted average rate)

Exposure to liquidity risk

The following are the remaining contractual maturities of financial liabilities at the reporting date. The amount are gross and undiscounted, and include contractual interest payments and exclude the impact of netting agreements.

As at 31 March 2023	Contractual cash flows						
	Carrying amount	Gross nominal inflow/(outflow)	6 month or less	6-12 months	1-3 years	3-5 years	More than 5 years
Non - derivative financial liabilities							
Borrowings	511.55	580.34	206.89	40.81	63.26	61.55	207.83
Debt securities issued	4,733.59	4,053.54	-	250.34	938.19	900.09	1,964.93
Subordinated liabilities	774.67	1,313.30	-	-	662.27	-	651.04
Derivative financial assets							
Forwards and spots	14.83	14.83	14.83	-	-	-	-
Non-derivative financial assets							
Loans and advances	1,907.98	6,326.01	41.61	25.08	90.34	87.03	6,081.95
Investment securities	7,700.07	3,699.85	398.64	8.56	34.54	7.29	3,250.82

As at 31 March 2022	Contractual cash flows						
	Carrying amount	Gross nominal inflow/(outflow)	6 month or less	6-12 months	1-3 years	3-5 years	More than 5 years
Non - derivative financial liabilities							
Borrowings	1,025.02	1,166.53	394.51	145.94	342.45	59.57	224.06
Debt securities issued	5,095.43	5,067.22	56.08	248.16	1,825.69	275.69	2,661.60
Subordinated liabilities	974.66	974.67	100.00	-	100.00	694.67	80.00
Derivative financial assets							
Forwards and spots	-	-	-	-	-	-	-
Non-derivative financial assets							
Loans and advances	2,623.48	7,444.16	147.82	111.50	160.99	108.97	6,914.88
Investment securities	6,540.90	4,376.77	984.28	6.62	63.49	4.72	3,317.66

Non-derivative financial assets

Contractual cash flows	As at March 31, 2023	As at March 31, 2022
Other financial assets		
- within 12 months	638.85	544.30
- after 12 months	243.51	352.33
Gross nominal inflow/(outflow)	882.36	896.63
Other financial liabilities		
- within 12 months	2,054.93	1,361.52
- after 12 months	1,126.46	958.68
Gross nominal inflow/(outflow)	(3,181.39)	(2,320.20)

(All amounts are in Rupees crores unless otherwise stated)

The inflows/(outflows) disclosed in the above table represents contractual undiscounted cash flows relating to derivative financial liabilities held for risk management purposes and which are not usually closed out before contract maturity. The disclosure shows net cash flow amounts for derivatives that are net cash settled and gross cash inflow and outflow amounts for derivatives that have simultaneous gross settlement.

The interest payments on variable interest rate loans in the table above reflect market forward interest rates at the reporting date and these amounts may change as market interest rates change. The future cash flows on contingent consideration and derivative instruments may be different from the amount in the above table as interest rates and exchange rates or the relevant conditions underlying the contingency change. Except for these financial liabilities, it is not expected that cash flows included in the maturity analysis could occur significantly earlier, or at significantly different amounts.

The table below shows the contractual expiry by maturity of the Group's contingent liabilities and commitments. Each undrawn loan commitment is included in the time band containing the earliest date it can be drawn down.

	On demand	6 month or less	6-12 months	1-2 years	2-5 years	More than 5 years	Total
As at 31 March 2023							
Other undrawn commitments to lend	26.39	-	-	-	-	-	26.39
As at 31 March 2022							
Other undrawn commitments to lend	20.34	-	-	-	-	-	20.34

D. Market risk

Market the risk that the fair value or future cash flows of financial instruments will fluctuate due to changes in market variables such as interest rates, foreign exchange rates and equity prices. The Group classifies exposures to market risk into either trading or non-trading portfolios and manages each of those portfolios separately. Such risks the market risk for the trading portfolio is managed and monitored based on a VaR methodology that reflects the interdependency between risk variables. Non-trading positions are managed and monitored using other sensitivity analyses. All such transactions are carried out within the guidelines set by the Risk Management Committee.

a. Market risk - trading portfolios

Objectives and limitations of the VaR methodology

The Group uses simulation models to assess possible changes in the market value of the trading portfolio based on historical data from the past five years. The VaR models are designed to measure market risk in a normal market environment. The models assume that any changes occurring in the risk factors affecting the normal market environment will follow a normal distribution. The distribution is calculated by using exponentially weighted historical data. Due to the fact that VaR relies heavily on historical data to provide information and does not clearly predict the future changes and modifications of the risk factors, the probability of large market moves may be underestimated if changes in risk factors fail to align with the normal distribution assumption.

VaR may also be under- or over-estimated due to the assumptions placed on risk factors and the relationship between such factors for specific instruments. Even though positions may change throughout the day, the VaR only represents the risk of the portfolios at the close of each business day, and it does not account for any losses that may occur beyond the 99% confidence level.

In practice, the actual trading results will differ from the VaR calculation. In particular, the calculation does not provide a meaningful indication of profits and losses in stressed market conditions. To determine the reliability of the VaR models, actual outcomes are monitored regularly to test the validity of the assumptions and the parameters used in the VaR calculation.

VaR assumptions

The VaR that the Group measures is an estimate, using a confidence level of 99%, of the potential loss that is not expected to be exceeded if the current market risk positions were to be held unchanged for one day. The use of a 99% confidence level means that, within a one-day horizon, losses exceeding the VaR figure should occur, on average under normal market conditions, not more than once every hundred days. Since VaR is an integral part of the Group's market risk management, VaR limits have been established for all trading operations and exposures are required to be reviewed daily against the limits by management.

b. Market risk - Non-trading portfolios

(i) Currency risk

The Group is exposed to currency risk to the extent that there is a mismatch between the currencies in which borrowings are denominated and the respective functional currencies of Group. The functional currency for the Group is INR. The currency in which these transactions are primarily denominated is EURO.

Currency risks related to the principal amounts of the Group's EURO bank loans, have been fully hedged using forward contracts that mature on the same dates as the loans are due for repayment.

Generally, borrowings are denominated in currencies that match the cash flows generated by the underlying operations of the Group - primarily INR. In addition, interest on borrowings is denominated in the currency of the borrowing. This provides an economic hedge without derivatives being entered into and therefore hedge accounting is not applied in these circumstances.

In respect of other monetary assets and liabilities denominated in foreign currencies, the Group's policy is to ensure that its net exposure is kept to an acceptable level by buying or selling foreign currencies at spot rates when necessary to address short-term imbalances.

Exposure to currency risk

The summary quantitative data about the Group's exposure to currency risk as reported to the management is as follows:

Particulars	March 31, 2023		March 31, 2022	
	INR	EURO	INR	EURO
Borrowings	364.25	4.07	372.75	4.43
Net exposure in respect of recognised assets and liabilities	364.25	4.07	372.75	4.43

(All amounts are in Rupees crores unless otherwise stated)

Sensitivity analysis

A reasonably possible strengthening (weakening) of INR and EURO against all currencies at 31 March would have affected the measurement of financial instruments denominated in foreign currency and affected equity and profit or loss by the amounts shown below. This analysis assumes that all other variables, in particular interest rates, remain constant and ignores any impact of forecast sales and purchases.

	Profit or loss		Equity, net of tax	
	Strengthening	Weakening	Strengthening	Weakening
31 March 2023				
EURO (10% movement)	36.43	(37.28)	23.70	(24.25)
31 March 2022				
EURO (10% movement)	37.28	(42.48)	24.25	(27.64)

(ii) Interest rate risk

The Group makes attempts to minimize the gap between floating rate liabilities and floating rate assets, in order to minimize interest rate risk. This is achieved by way of borrowings at a floating rate and lending at rates linked to Group benchmark rate, which in turn is linked to, among others, its cost of borrowings. Further, analysis of impact of change in market rates of interest is carried out on a periodic basis, to understand impact on Net Interest Income of Group and Market Value of Equity of Group. In line with extant regulatory guidelines, Interest rate Sensitivity statement is prepared on a monthly basis and analysed to understand gaps in various time buckets.

Exposure to interest rate risk

The interest rate profile of the Group's interest-bearing financial instruments as reported to the management is as follows:

Particulars	March 31, 2023	March 31, 2022
Fixed rate instruments		
Financial assets	131.72	267.33
Financial liabilities	5,508.27	6,090.19
Variable rate instruments		
Financial assets	1,799.19	2,382.59
Financial liabilities	443.09	999.90

Fair value sensitivity analysis for fixed rate instruments

A reasonably possible change of 100 basis points in interest rate at the reporting date would have no impact in statement of profit and loss. This would have an impact on the fair value at the reporting dayes This analysis assumes that all other variables, in particular foreign currency exchange rates, remain constant.

Cash flow sensitivity analysis for variable rate instruments

A reasonably possible change of 100 basis points in interest rate at the reporting date would have increased or decreased equity and profit or loss by the amounts shown below. This analysis assumes that all other variables, in particular foreign currency exchange rates, remain constant.

	Profit or loss		Equity, net of tax	
	100 bp increase	100 bp decrease	100 bp increase	100 bp decrease
31 March 2023				
Variable rate instruments	4.43	(4.43)	2.88	(2.88)
Cash flow sensitivity (net)				
31 March 2022				
Variable rate instruments	10.00	(10.00)	6.50	(6.50)
Cash flow sensitivity (net)				

(iii) Equity price risk

Equity price risk is the risk that the fair value of equities declines as a result of changes in the level of equity indices and market price of individual stocks. The non-trading equity price risk exposure arises from equity securities classified at Fair Value. The equity price risk same is more applicable to securities held for the purpose of trading. As the Group focuses on long term investments and curent investments are kept low (investments held for trading purposes), Group may not be exposed to significant equity price risk.

57 INTEREST IN OTHER ENTITIES

a) Interest in subsidiaries

- i. The group's subsidiaries at 31 March 2023 are set out below. Unless otherwise stated, they have share capital consisting solely of equity shares that are held directly by the group, and the proportion of ownership interests held equals the voting rights held by the group. The country of incorporation or registration is also their principal place of business.

(All amounts are in Rupees crores unless otherwise stated)

Name of entity	Country of incorporation	Ownership held by the group		Ownership interest held by non-controlling interests		Principle activities
		March 31, 2023	March 31, 2022	March 31, 2023	March 31, 2022	
Direct subsidiaries						
IFCI Venture Capital funds Ltd (IVCF)	India	98.59%	98.59%	1.41%	1.41%	Promoting entrepreneurship by providing institutional support
IFCI Infrastructure Development Ltd (IIDL)	India	100.00%	100.00%	0.00%	0.00%	Infrastructure and real estate sector
IFCI Factors Ltd (IFL)	India	99.90%	99.90%	0.10%	0.10%	Factoring services, allied products, general purpose loan
IFCI Financial Services Ltd (IFIN)	India	94.78%	94.78%	5.22%	5.22%	Merchant banking business
Stock Holding Corporation of India Ltd (SHCIL)	India	52.86%	52.86%	47.14%	47.14%	Custodian and depository participant
MPCON Ltd	India	79.72%	79.72%	20.28%	20.28%	Consultancy services
Step down subsidiaries						
<u>Subsidiary of IFIN</u>						
IFIN Commodities Limited - Wholly owned subsidiary of IFIN	India	94.78%	94.78%	5.22%	5.22%	Exchanged based Commodity Trading
IFIN Credit Limited - Wholly owned subsidiary of IFIN	India	94.78%	94.78%	5.22%	5.22%	No business activity
IFIN Securities Finance Limited - Wholly owned subsidiary of IFIN	India	94.78%	94.78%	5.22%	5.22%	Marging funding, loan against shares and property and promoter funding
<u>Subsidiary of IIDL</u>						
IIDL Realtors Pvt. Limited - Wholly owned subsidiary of IIDL.	India	100.00%	100.00%	0.00%	0.00%	Real Estate
<u>Subsidiary of SHCIL</u>						
SHCIL Services Limited - wholly owned subsidiary of SHCIL	India	52.86%	52.86%	47.14%	47.14%	Broking Advisory Services
Stockholding Document Management Services Ltd- Wholly owned subsidiary of SHCIL	India	52.86%	52.86%	47.14%	47.14%	Physical Custody Services, digitization and sale of software, product and services.
Stockholding Securities IFSC Ltd. - wholly owned subsidiary of SHCIL	India	52.86%	52.86%	47.14%	47.14%	Services Solutions to investors at IFSC, Gift City, Gandhinagar

- ii. Set out below is summarised financial information for each subsidiary that has non-controlling interests that are material to the group. The amounts disclosed for each subsidiary are before inter-company eliminations.

Summarised balance sheet

Particulars	Stock Holding Corporation of India Ltd (Consolidated)		MPCON Ltd	
	As at March 31, 2023	As at March 31, 2022	As at March 31, 2023	As at March 31, 2022
Current Assets	2,243.61	1,917.18	11.83	8.15
Current liabilities	1,637.61	1,572.29	4.13	9.47
Net current assets	606.00	344.89	7.70	(1.32)
Non current assets	6,948.80	5,401.45	8.87	9.77
Non current liabilities	1,549.21	1,151.62	5.54	-
Net non current assets	5,399.59	4,249.83	3.33	9.77
Net Assets	6,005.58	4,594.72	11.03	8.45

Summarised statement of profit and loss

Particulars	Stock Holding Corporation of India Ltd (Consolidated)		MPCON Ltd	
	For the year ended March 31, 2023	For the year ended March 31, 2022	For the year ended March 31, 2023	For the year ended March 31, 2022
Revenue from operation	593.99	564.33	178.83	76.04
Profit for the year	184.77	148.31	4.41	1.20
Other Comprehensive income	1,298.41	1,789.61	0.09	(0.10)
Total Comprehensive income	1,484.48	1,937.92	4.50	1.10
Total Comprehensive income attributable to non controlling interest	699.78	913.53	0.91	0.22

(All amounts are in Rupees crores unless otherwise stated)

b) Interest in associates and joint venture

- i. Set out below are the associates and joint ventures of the group as at 31 March 2023 which, in the opinion of the directors, are material to the group.

Name of entity	Place of business	% of ownership	Relationship	Principle activities	Accounting	As at March 31, 2023		As at March 31, 2022	
						Carrying value	Fair value (if quoted)	Carrying value	Fair value (if quoted)
Institute of Leadership Document	India	Nil	Associate	Providing skill development	Equity accounting	Nil	Unquoted	Nil	Unquoted
IFCI Social foundation	India	Nil	Associate	Trust under income tax act for CSR activities	Equity accounting	Nil	Unquoted	Nil	Unquoted

- ii. The tables below provide summarized financial information of associate companies of the group. The information disclosed reflects the amounts presented in the financial statements of the relevant associate companies and not the group's share of those amounts.

The summarised financial information for the below associates is not available for FY 2022-23. However, information for FY 2021-22 and FY 2020-21 are available with the management and has been represented below.

	Institute of Leadership Development		IFCI Social Foundation	
	As at March 31, 2022	As at March 31, 2021	As at March 31, 2022	As at March 31, 2021
Liabilities				
Corpus Fund	1.25	1.25	0.11	0.11
Surplus Fund	(7.53)	(6.63)	-	-
Earmarked Funds	-	-	-	-
General fund	-	-	2.67	2.60
Special fund u/s 11(2) of Income Tax	-	-	-	-
Campus and fixed assets fund	11.98	12.04	-	-
Gratuity Reserve Fund	-	-	-	-
Cumulative leave fund	-	-	-	-
Other funds	-	-	-	-
Current liabilities and provisions	1.30	1.49	0.01	0.02
	<u>7.00</u>	<u>8.15</u>	<u>2.79</u>	<u>2.73</u>
Assets				
Assets funded by grants from IFCI and other agencies	-	-	-	-
Assets other than those funded from grants	-	-	-	-
Investments	2.35	2.92	1.49	2.67
Non- Current Assets	2.93	3.20	-	-
Current assets, loans and advances	1.72	2.03	1.30	0.06
MDI-Murshidabad	-	-	-	-
	<u>7.00</u>	<u>8.15</u>	<u>2.79</u>	<u>2.73</u>
Statement of profit and loss				
Particulars	As at March 31, 2022	As at March 31, 2021	As at March 31, 2022	As at March 31, 2021
Revenue	1.09	1.82	0.58	1.79
Profit after tax	(0.90)	(0.71)	-	0.31
Other Comprehensive income	-	-	-	-
Total Comprehensive income	(0.90)	(0.71)	-	0.31
Dividends received	-	-	-	-

c) List of associates / joint venture not consolidated

Entity	Reason for non-consolidation
Associates	
Athena Chattisgarh Power Pvt. Ltd.	Investment classified as asset held for sale
Gati Infrastructure Bhasmeyer Power Pvt. Ltd.	Investment classified as asset held for sale
KITCO Ltd.	Investment classified as asset held for sale
Nagai Power Pvt. Ltd.	Investment classified as asset held for sale
Shiga Energy Private Ltd.	Investment classified as asset held for sale
Vadraj Cements Ltd.	Investment classified as asset held for sale
Vadraj Energy (Gujarat) Ltd.	Investment classified as asset held for sale
Joint ventures	
IFCI Sycamore Capital Advisors Pvt. Ltd.	Under voluntary liquidation

(All amounts are in Rupees crores unless otherwise stated)

d) Additional disclosure under Schedule III of Companies Act 2013.

Name of the Entity	Net assets		Share in profit or loss		Share in other comprehensive income		Share in total comprehensive income	
	% of consolidated net assets	Amount (in crore)	% of consolidated profit or loss	Amount (in crore)	% of consolidated other comprehensive income	Amount (in crore)	% of consolidated total comprehensive income	Amount (in crore)
Parent Company								
IFCI Ltd								
31-Mar-23	9.39%	626.09	240.09%	(287.58)	-2.50%	(31.77)	-27.79%	(319.35)
31-Mar-22	8.81%	445.45	113.07%	(1,991.34)	-2.01%	(35.33)	30430.44%	(2,026.67)
Subsidiary Companies (Indian)								
IFCI Venture Capital Funds Ltd.								
31-Mar-23	2.58%	172.23	-4.52%	5.42	-0.04%	(0.52)	0.43%	4.90
31-Mar-22	3.30%	166.74	0.17%	(2.97)	0.01%	0.15	42.44%	(2.83)
IFCI Factors Ltd								
31-Mar-23	1.55%	103.59	3.52%	(4.22)	0.11%	1.37	-0.25%	(2.85)
31-Mar-22	2.11%	106.44	0.55%	(9.67)	-0.01%	(0.11)	146.81%	(9.78)
MPCON Ltd								
31-Mar-23	0.17%	11.02	-3.69%	4.42	0.01%	0.09	0.39%	4.51
31-Mar-22	0.17%	8.45	-0.07%	1.20	-0.01%	(0.10)	-16.60%	1.11
IFCI Infrastructure Development Ltd. (including step down subsidiary)								
31-Mar-23	7.87%	524.88	-14.56%	17.43	0.00%	(0.04)	1.51%	17.39
31-Mar-22	10.04%	507.49	-0.51%	9.03	0.00%	(0.01)	-135.51%	9.02
Stock Holding Corporation of India Ltd. (including step down subsidiary)								
31-Mar-23	90.05%	6,005.59	-154.26%	184.77	102.43%	1,299.71	129.18%	1,484.48
31-Mar-22	90.90%	4,594.71	-8.42%	148.31	102.00%	1,789.61	-29097.88%	1,937.92
IFCI Financial Services Ltd. (including step down-subsiary)								
31-Mar-23	0.97%	64.90	1.42%	(1.71)	-0.04%	(0.52)	-0.19%	(2.22)
31-Mar-22	1.33%	67.12	-0.04%	0.72	0.02%	0.33	-15.72%	1.05
Non-controlling interest								
31-Mar-23	43.52%	2,902.12	-73.45%	87.98	48.28%	612.68	60.97%	700.66
31-Mar-22	44.25%	2,236.47	-3.98%	70.14	48.08%	843.62	-13720.12%	913.76
Consolidation adjustment								
31-Mar-23	-56.11%	(3,741.59)	105.44%	(126.29)	-48.24%	(612.09)	-64.26%	(738.38)
31-Mar-22	-60.90%	(3,078.32)	-0.76%	13.38	-48.08%	(843.62)	12466.13%	(830.24)
Total								
31-Mar-23	100.00%	6,668.84	100.00%	(119.78)	100.00%	1,268.91	100.00%	1,149.13
31-Mar-22	100.00%	5,054.56	100.00%	(1,761.20)	100.00%	1,754.54	100.00%	(6.66)

57.1 The figures for the previous period have been regrouped/ rearranged wherever necessary to conform to the current period presentation

58 CAPITAL MANAGEMENT

The basic approach of capital adequacy framework is that, a financial institution should have sufficient capital to absorb shocks on account of any unexpected losses arising from the risks in its business.

As per RBI guidelines, IFCI as a Government owned NBFC-ND-SI is required to maintain a minimum capital to risk weighted asset ratio. Capital management entails optimal utilization of scarce capital to meet extant regulatory capital requirements. IFCI has put in place an appropriate Risk Appetite framework and computes its capital requirements and adequacy as per extant regulatory guidelines.

- The Group maintains minimum capital to risk weighted asset ratio entity wise for all the entities forming part of the group and accordingly manage the capital requirements among all the entities in the group.

(All amounts are in Rupees crores unless otherwise stated)

ii. Capital allocation

The amount of capital allocated to each operation or activity is undertaken with the objective of minimisation of return on the risk adjusted capital. Allocation of capital is to various lines of business basis annual business plan drawn at the beginning of the year. Various consideration for allocating capital include synergies with existing operations and activities, availability of management and other resources, and benefit of the activity with the company's long term strategic objectives.

As per our report of even date attached

For **M.K. AGGARWAL & CO**
Chartered Accountants
ICAI Firm registration No.: 01411N

CA ATUL AGGARWAL
Partner
Membership No.: 099374

Place: New Delhi
Dated: 25 May 2023

For and on behalf of the Board of Directors of **IFCI Limited**

MANOJ MITTAL
Managing Director &
Chief Executive Officer
DIN 01400076

PRASOON
Chief General Manager &
Chief Financial Officer

PROF. ARVIND SAHAY
Director
DIN 03218334

PRIYANKA SHARMA
Company Secretary

OFFICES OF IFCI

Registered Office IFCI Limited

IFCI Tower, 61 Nehru Place, New Delhi-110019
Tel: +91-11-4179 2800, 4173 2000
Website : www.ifcilt.com
CIN: L74899DL1993GOI053677

As on 31st March, 2023

REGIONAL OFFICES

KOLKATA

Chatterjee International Center
(3rd Floor) 33-A,
Jawaharlal Nehru Road
PIN-700 071
Tel: +91-33-2226 2672, 2265 3344
Fax: +91-33-2217 1618

HYDERABAD

Taramandal Complex
(8th Floor), 5-9-13 Saifabad
PIN-500 004
Tel: +91-40-2324 3505 / 06 / 07
Fax: +91-40-2324 1138

MUMBAI

Earnest House
(9th Floor), NCPA Marg
Nariman Point
PIN-400 021
Tel: +91-22-6129 3400

REGISTRAR & TRANSFER AGENTS

For Equity Shares & Family Bonds:

MCS Share Transfer Agent Ltd
F-65, 1st Floor, Okhla Industrial Area,
Phase-I, New Delhi-110 020
website: www.mcsregistrars.com
E-mail: helpdeskdelhi@mcsregistrars.com
admin@mcsregistrars.com
Tel: +91-11-4140 6149/50/51/52
Fax: +91-11-4170 9881

For Infrastructure Bonds (Series I & II):

Beetal Financial & Computer Services (P) Ltd
Beetal House, 3rd Floor, 99 Madangir
Behind Local Shopping Centre
Near Dada Harsukhdas Mandir
New Delhi -110 062
Tel: +91-11-2996 1281-83
Fax: +91-11-2996 1284
E-mail: ifci@beetalfinancial.com

For Infrastructure Bonds (Series III, IV & V) & IFCI NCD (Tranche I & II)

KFin Technologies Private Limited
Corporate & Registered Office:
"KFin Technologies Private Limited",
Selenium Tower B, Plot No. 31 & 32, Gachibowli,
Financial District, Nanakramguda, Serilingampally,
Hyderabad – 500 032
E-mail : einward.ris@kfintech.com
Phone : 040-67161589 / 1672 / 1678 Fax: +91-040-23001153
Toll Free No. 1800-309-4001
CIN NO.U67200TG2017PTC117649

For Subordinate Bonds (Series I & III) :

Link Intime India Pvt Ltd
C-101, 247 Park,
L.B.S Marg, Vikhroli West,
Mumbai - 400 083
Tel No.: +91 22 4918 6270
Fax No.: +91 22 4918 6060
Email: bonds.helpdesk@linkintime.co.in

DEBENTURE TRUSTEE FOR - INFRASTRUCTURE BONDS SERIES I, II, SUBORDINATE BONDS, TAX FREE BONDS, OTHER REGULAR RETURN BONDS

Registered Address:

Axis Trustee Services Limited
Axis House,
Bombay Dyeing Mills Compound,
Pandhurang Budhkar Marg,
Worli, Mumbai - 400025

Communication Address:

Kind Attention: Chief Operating Officer
Address:
Ground Floor Axis House
Wadia International Centre
Pandurang Budhkar Marg
Worli Mumbai-400 025
Phone no. 022 6226 0050/54
Fax: 022-49186060
Toll Free No. 1800-1020-878
Email: debenturetrustee@axistrustee.in

Desk Office:

2nd Floor, 25-Pusa Road,
Near Karol Bagh Metro Station,
New Delhi-110005

DEBENTURE TRUSTEE FOR – INFRASTRUCTURE BONDS SERIES III, IV & V

IDBI Trusteeship Services Ltd
Regd. Office: Asian Building, Ground Floor,
17, R. Kamani Marg, Ballard Estate,
Mumbai-400 001
Tel: +91-22-4080 7000-01
Fax: +91-22-6631 1776
Website: www.idbitrustee.in
E-mail: itsl@idbitrustee.com

DEBENTURE TRUSTEE FOR – REGULAR BONDS SERIES NO. 47, 50 & 51

Centbank Financial Services Ltd
Regd. Office:
3rd Floor (East Wing)
Central Bank of India, MMO Building
55 M G Road, Mumbai - 400 001
Tel: +91-22-2261 6217
Fax: +91-22-2261 6208
Website: www.cfsl.in
E-mail: info@cfsl.in

If undelivered, please return to:

MCS Share Transfer Agent Ltd

F-65, Okhla Industrial Area

Phase-I, New Delhi - 110 020