



FCL:SEC:SE:25:60

14th August, 2025

Corporate Relations Department
BSE Limited
1st Floor, New Trading Ring
Rotunda Building, P J Towers
Dalal Street, Fort
Mumbai – 400 001

The Manager
Listing Department
National Stock Exchange of India Ltd
'Exchange Plaza', C-1, Block G,
Bandra – Kurla Complex,
Bandra (E), Mumbai – 400 051

Scrip Code: 500144

Scrip Code: FINCABLES

Sub.: Investor Presentation - Conference call with Analysts & Investors scheduled on 14th August, 2024

Ref.: Regulation 30 (4) read with Clause 15(a) of PART A-PARA A of Schedule III of SEBI (Listing Obligations and Disclosure Requirements) Regulations, 2015.

Dear Sir/Madam,

In continuation to our prior intimation dated 6th August, 2025 and in terms of the above referred regulation, please find enclosed a copy of the investor presentation for the quarter ended on 30th June, 2025.

Please note that the said presentation will be uploaded on the website of the Company at <https://www.finolex.com/View/Page/Analyst-meeting-presentation>.

You are requested to take the same on your records.

Thanking you,

Yours faithfully,
For FINOLEX CABLES LIMITED

Gayatri Kulkarni
Assistant Company Secretary
& Compliance Officer

Encl.: As Above



FINOLEX CABLES LTD

EARNINGS PRESENTATION

Q1 – JUNE'25

Highlights

Agenda



CSR Activities



Key Highlights



Our Key Figure



Segment wise Key Figure -
Q1



Financial Statement



Shareholding Pattern



Profit Bridge



Product Portfolio

Our CSR Initiatives: Health, Education & Social Security



Key Highlights – The fiscal year opened with stable, medium-paced growth

(Rs. In Cr)

Top Line Revenue

Q1 FY 26:- 1,396

13% Y-o-Y

(12)% Q-o-Q

EBITDA

Q1 FY 26:- 185

11% Y-o-Y

(16)% Q-o-Q

PAT

Q1 FY 26:- 139

13% Y-o-Y

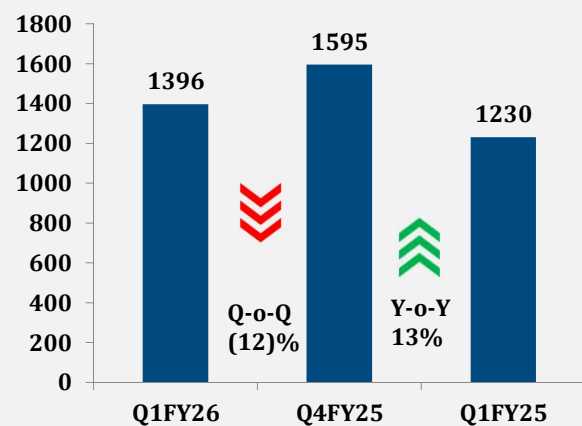
(9)% Q-o-Q



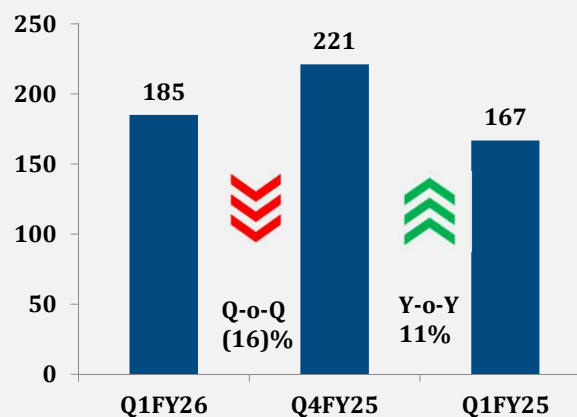
Key Highlights

(Rs. In Cr)

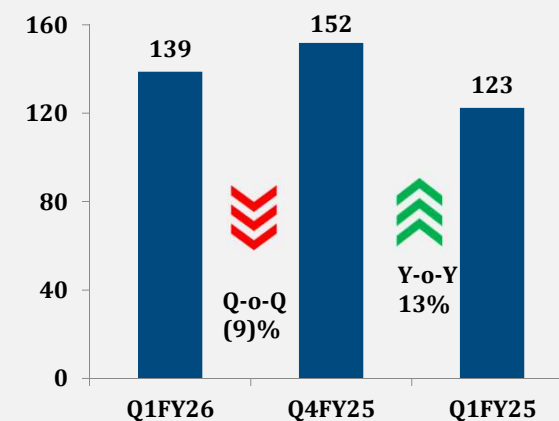
REVENUE



EBITDA



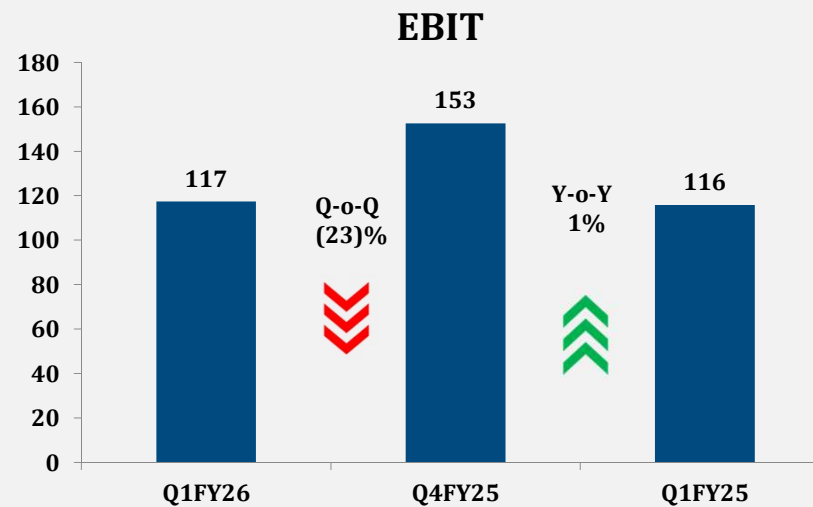
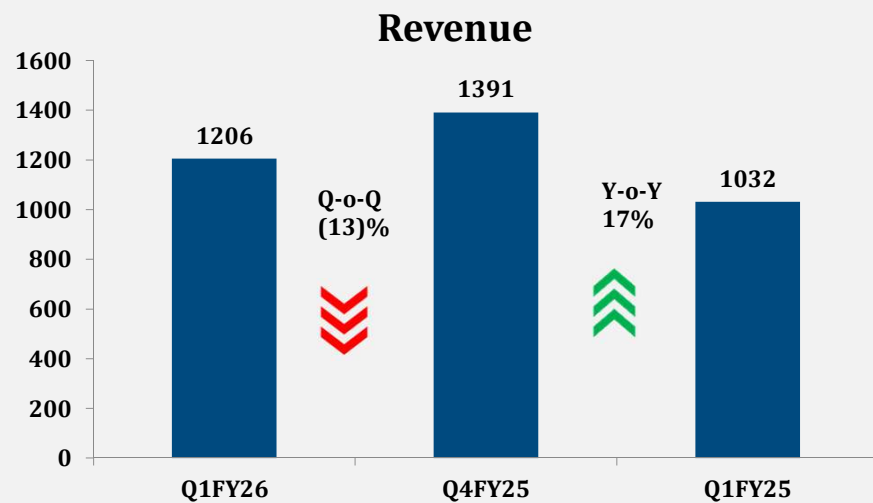
PAT



- Revenue for the quarter ended June 2025 was Rs. 1,396 Cr as against Rs. 1,230 Cr representing a 13% increase.
- EBITDA Margins increased by 11% Y-o-Y .
- PAT for Rs. 139 Cr in Q1/26.

Electrical Cable

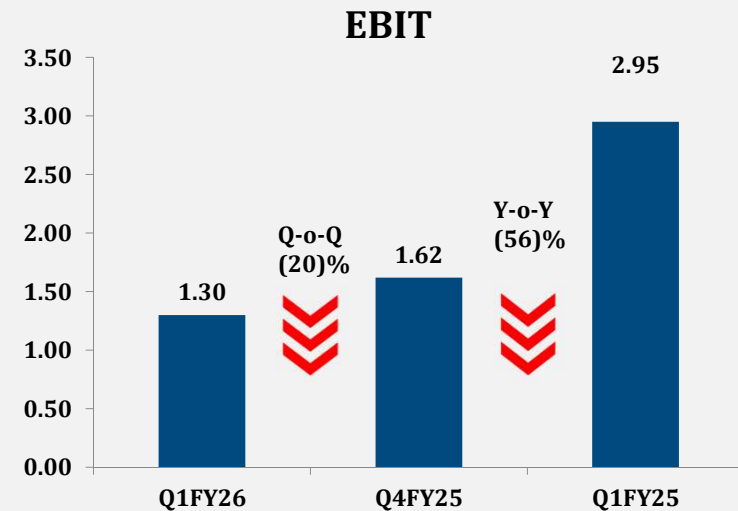
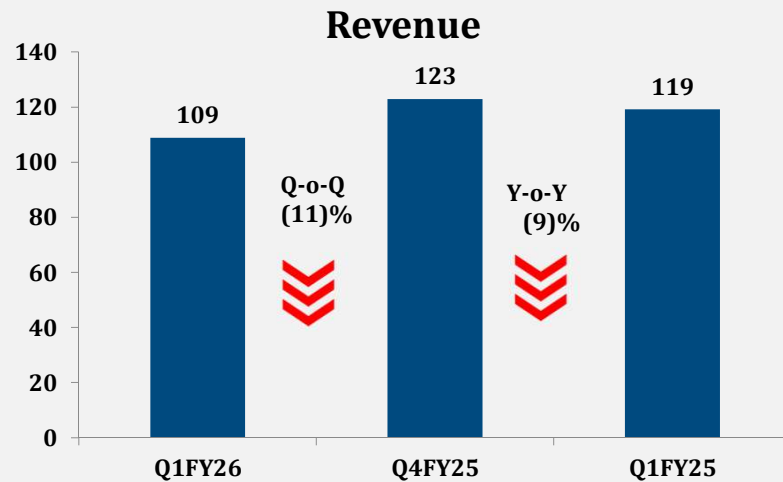
(Rs. In Cr)



- Wire volumes grew 16% & Power Cables doubled volumes
- Unseasonal rains affected sale agricultural applications.

Communication Cable

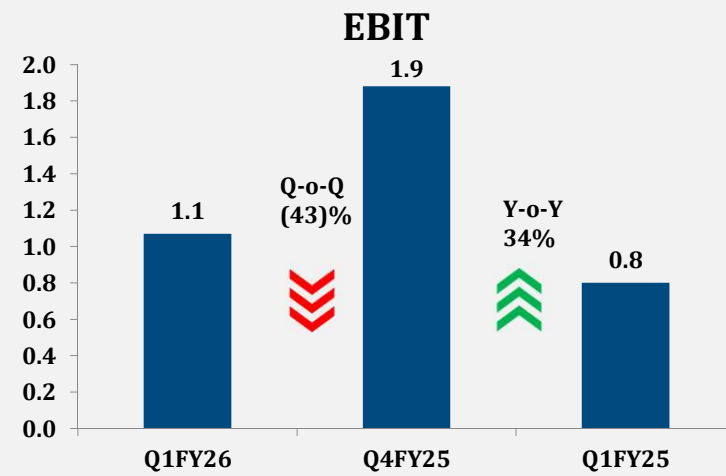
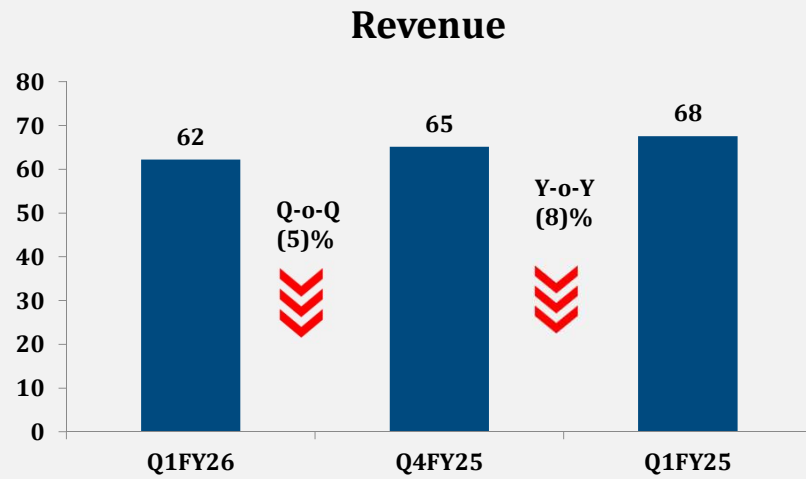
(Rs. In Cr)



- Within Communication Cables segment, volumes were lower than previous year – delays in OFC agreements with customers was the main reason.

Others

(Rs. In Cr)



➤ Unseasonal rains impacted sale of appliances

Statement of Profit & Loss

(Amount Rs. In Crore)

Particulars	Quarterly						Year to Date	
	Q1FY26	%	Q4FY25	%	Q1FY25	%	YTD 25	%
Revenue from Operations	1395.52	100%	1594.58	100%	1230.48	100%	5318.89	100%
Other Income	54.12	4%	54.76	3%	46.33	4%	247.66	5%
Total Income (I+II)	1449.64	104%	1649.34	103%	1276.81	104%	5566.55	105%
Expenses								
Cost of material consumed	1142.50	81%	1246.44	80%	1223.59	81%	4359.53	81%
Purchase of stock-in-trade	20.35		18.74		21.58		73.88	
Changes in inventories of finished goods, stock-in-trade and work in progress	(32.65)		17.51		(252.49)		(141.32)	
Employee benefits expense	48.42	3%	43.93	3%	45.69	4%	184.59	3%
Finance costs	0.42	0%	0.50	0%	0.40	0%	1.67	0%
Depreciation and amortization expense	13.71	1%	12.42	1%	10.71	1%	46.61	1%
Other expenses	86.13	6%	101.67	6%	71.76	6%	328.04	6%
Total Expenses (IV)	1278.88	92%	1441.21	90%	1121.24	91%	4853.00	91%
Profit before tax (III-IV)	170.76	12%	208.13	13%	155.57	13%	713.55	13%
Tax expense								
(1) Current tax	30.75	2%	46.68	3%	31.32	3%	141.80	3%
(2) Deferred tax charge/(credit)	1.19	0%	9.59	1%	1.74	0%	27.35	1%
Total Tax	31.94	2%	56.27	4%	33.06	3%	169.15	3%
Profit for the year (V-VI)	138.82	10%	151.86	10%	122.51	10%	544.40	10%

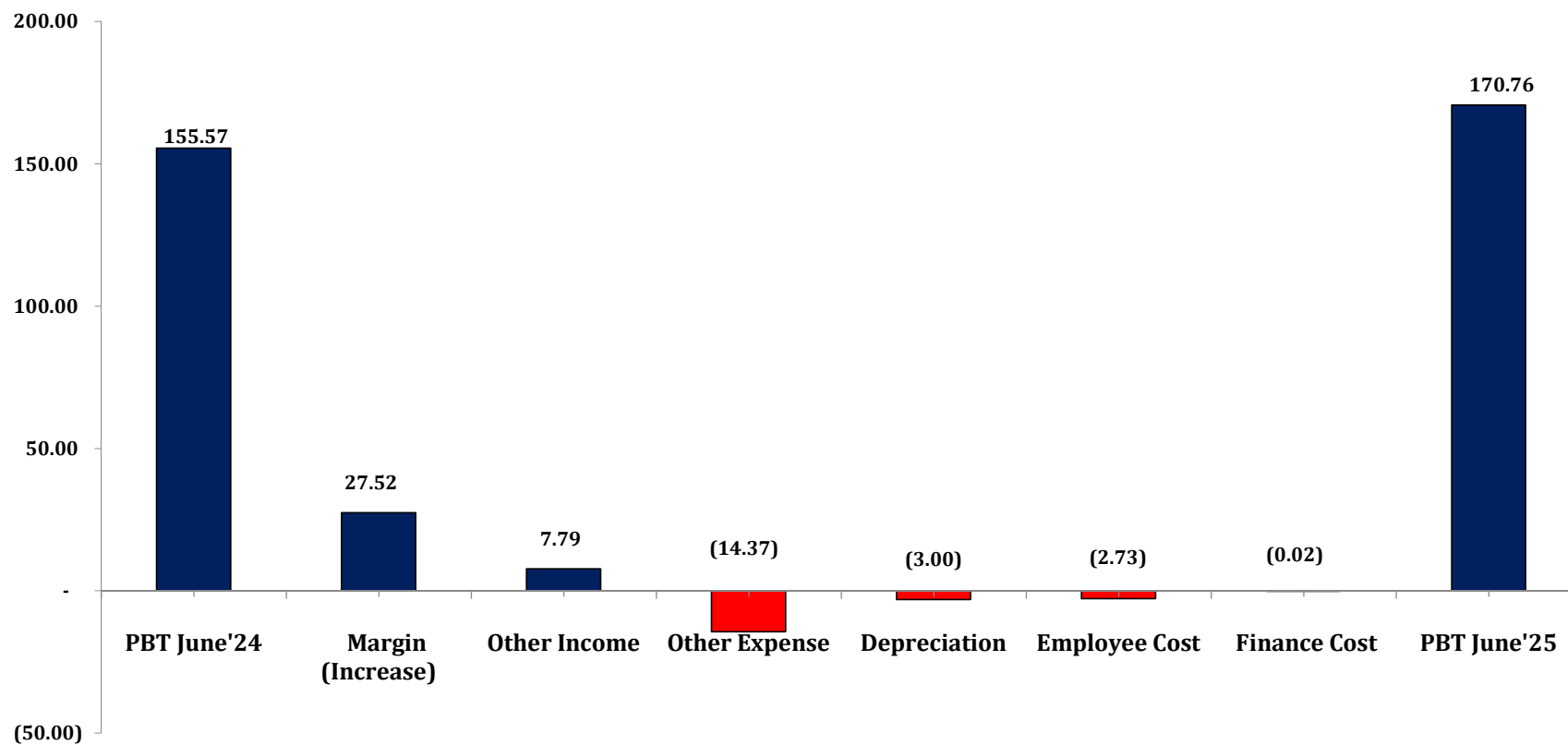
Statement of Asset & Liability

(Amount Rs. In Crore)

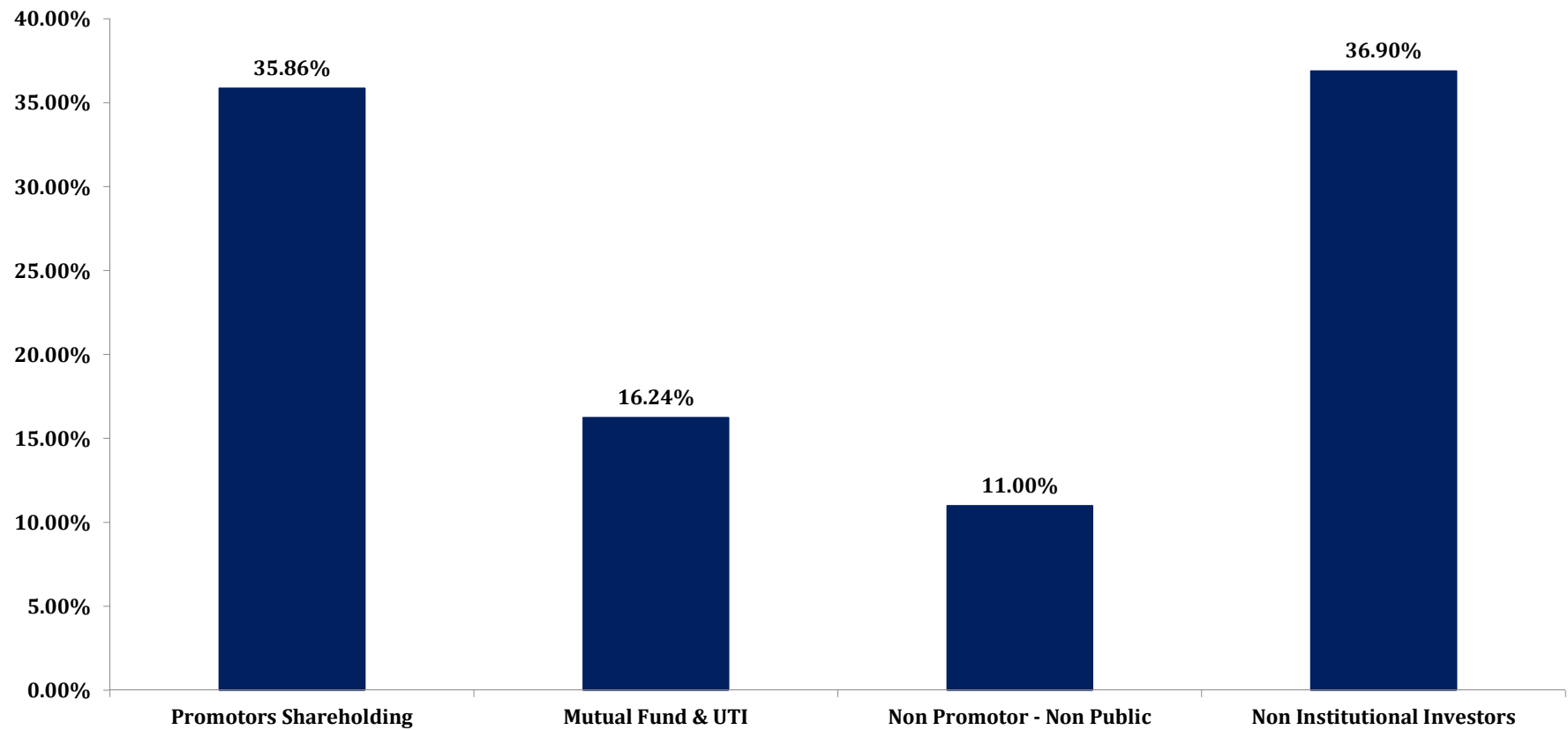
		As at	As at			As at	As at
		30th June 2025	30th June 2024			30th June 2025	30th June 2024
I	ASSETS			II	EQUITY AND LIABILITIES		
	NON CURRENT ASSETS				EQUITY		
	(a) Property, Plant and Equipment	558.04	441.40		(a) Equity Share Capital	30.59	30.59
	(b) Capital Work-in-Progress	234.44	180.17		(b) Other Equity	4718.98	4306.45
	(c) Intangible Assets	0.89	1.13		Total equity	4749.57	4337.04
	(d) Intangible Assets under development	0.84	0.00		LIABILITIES		
	(e) Right of use Asset	16.32	15.79		NON CURRENT LIABILITIES		
	(f) Financial Assets				(a) Financial Liabilities		
	i) Investment in Associate and Joint Ventures	174.56	180.56		i) Borrowings NC	0.80	0.81
	ii) Other Investments	151.88	218.95		ii) Lease Liabilities NC	14.08	13.93
	iii) Other Financial Assets	59.92	65.97		(b) Provisions	13.22	10.45
	(g) Non-Current Tax Assets (net)	19.08	17.21		(c) Deferred Tax Liabilities (Net)	83.12	60.58
	(h) Other Non-Current Assets	68.81	66.69		Total Non Current Liabilities	111.22	85.77
	Total Non Current Assets	1284.78	1187.87		CURRENT LIABILITIES		
	CURRENT ASSETS				(a) Financial Liabilities		
	(a) Inventories	757.34	863.56		i) Borrowings	0.07	0.07
	(b) Financial Assets				ii) Lease Liabilities C	4.48	3.74
	i) Investments	2503.04	1898.19		iii) Trade Payables		
	ii) Trade Receivables	250.02	216.00		(a) Total Outstanding Dues of micro enterprises and small enterprises	29.27	24.00
	iii) Cash and Cash Equivalents	44.60	65.59		(b) Total Outstanding Dues of Creditors other than micro enterprises and small enterprises	223.46	198.79
	iv) Other Bank balances	56.44	5.86		(iv) Other Financial Liabilities	20.10	4.48
	v) Other Financial Assets	268.09	374.32		(b) Other Current Liabilities	48.10	37.18
	(c) Other Current Assets	73.35	120.65		(c) Provisions	10.34	10.65
					(d) Current tax Liabilities (net)	41.05	30.32
	Total Current Assets	3952.88	3544.17		Total Current Liabilities	376.87	309.23
	TOTAL ASSETS	5237.66	4732.04		TOTAL LIABILITY	488.09	395.00
					TOTAL EQUITY AND LIABILITIES	5237.66	4732.04

• Profit Bridge June'25 Vs June'24 •

(Amount Rs. In Crore)



Shareholding Pattern



Our Product Portfolio

WIRES & CABLES

Light Duty Cables



FR PVC Insulated Industrial Cables



FLAMEGARD - Flame Retardant Low Smoke (FR-LSH) Insulated Industrial Cables



FINOGREEN - Halogen Free Flame Retardant (HFFR) Insulated Industrial Cables



3 Core Flat Cables

POWER CABLES



Power & Control Cables

WATER HEATER



Alessandro Instant Water Heater & Immersion Rods

COMMUNICATION CABLES



CCTV Cable



CAT6 LAN Cable



Optic Fiber Cable



Speaker Cable



RG6 Coaxial Cable



Telephone Cable

SWITCHGEAR



Phase Selector DB



SP MCB



4 Pole RCCB



DP MCB Isolator



FP MCB



Single door SPN DB

Our Product Portfolio

LIGHTING PRODUCTS



COB Downlight



LED Bulb



LED PC Panel Square



LED Street Light



LED Spot Light



Track Light



2W Cabinet Light - Round



Flicker Control Concealed Light

FANS



Boomerang NS



Boomerang NS Table Fan



Pedestal Fan



Finfresh - Smasher



Flyneto Ceiling Fan



Fleenor Ceiling Fan



Boomerang Ceiling fan



BLDC Fans-WIGGLE ES

CONDUITS & FITTINGS



Conduit



Inspection Bend



Circular Box-Tee



Coupler

NEW PRODUCT LAUNCHES



Smart Switches



Smart Door Lock



FinoGreen Cable

ACCESSORIES



Ding Dong Bell Selfie



PVC Insulation Tape



Fancy Batten Holder



Spike Guard



Extension Board



3 Pin Multiplug



32A Surface DP

Thank You

Connect with us



+91-20-27475963



www.finolex.com



**Regd. Office:
26-27, Mumbai-Pune Road,
Pimpri,
Pune - 411 018.**