



GANESH BENZOPLAST LIMITED

CIN: L24200MH1986PLC039836

Regd. Office: Dina Building, 1st Floor, 53, Maharshi Karve Road, Marine Lines, Mumbai - 400 002

Tel: 022- 6140 6000/22001928

Email: compliance@gblinfra.com Website: www.ganeshbenzoplast.com

August 13, 2025

To,

The General Manager, Department of Corporate Services – Corporate Relations Department, BSE Limited, Pheeroze Jeejeebhoy Towers, Dalal Street, Fort, Mumbai – 400 001. Scrip ID: 500153	The Manager, Listing Department National Stock Exchange of India Limited Exchange Plaza, 5th Floor, Plot No. C/1, G-Block, Bandra Kurla Complex, Bandra (E), Mumbai – 400051 Scrip ID: GANESHBE
---	---

Dear Sir/Madam

Sub: Investor Presentation -Regulation 30 of the SEBI (Listing Obligations and Disclosure Requirements) Regulations, 2015

Pursuant to Regulation 30 of the SEBI (Listing Obligations and Disclosure Requirements) Regulations, 2015, please find enclosed herewith the investor Presentation issued by the Company for Q1FY26.

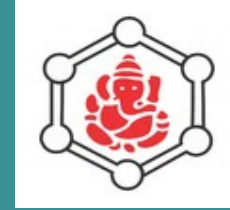
The investor presentation can also be accessed on website of company, www.ganeshbenzoplast.com

Kindly take the same on your record.

For Ganesh Benzoplast Limited

**Ekta Dhanda
Company Secretary & Compliance Officer**

Encl: As above



Ganesh Benzoplast Limited

Investor Presentation | AUGUST 2025

A Leading End-to-End Solutions Provider In Liquid Logistics ...



Liquid Logistics	Liquid Storage Tanks (LST)	<ul style="list-style-type: none"> Leading independent Tank Storage Provider Total Installed Capacity of 3,52,000 KL Presence at JNPT Cochin Goa 	CONSO (Q1FY26)	CONSO (Q1FY25)
	Engineering Procurement & Construction (EPC Services)	<ul style="list-style-type: none"> Rich Experience in Tank Fabrication & Pipeline Installation Experience in installations designed for handling Various Chemicals 	Revenue INR 956 Mn	Revenue INR 875 Mn
	Rail Logistic	<ul style="list-style-type: none"> Established a JV company in 2015 with Stolt Nielsen Singapore PTE Ltd (STOLT), a 100% subsidiary of Stolt-Nielsen Limited (SNL), a leading global chemicals and bulk liquids logistics company and the said JV (ILSL) is now a material subsidiary of GBL Providing end to end bulk liquid storage and transportation 	EBITDA INR 335 Mn	EBITDA INR 289 Mn
Chemicals	Chemical Business	<ul style="list-style-type: none"> Manufacturing & Exporting wide range of Food preservatives, Plasticizers, Lubricant additives, Components, Petroleum Sulfonates specialty Chemicals etc. 	PAT INR 181 Mn	PAT INR 164 Mn

Ganesh BenzoPlast Limited – Company Overlook



Ganesh Benzoplast Limited

Liquid Storage Terminal Division

Storage Tanks : JNPT + Cochin + Goa

Chemical Division

Chemical Plant : Tarapur

**Infrastructure
Logistic Systems
Limited**

(Formerly Stolt Rail Logistic)

(86.52%)

**GBL LPG
Private
Limited
(WOS)**

**GBC LPG
Private
Limited (JV)-
50%**

**GBL Infra
Engg.
Services
Private Ltd. -
EPC (WOS)**

**Infinity
Confidence
LPG Private
Limited
(WOS)**

**GBL Clean Energy
Private Limited
(WOS)**

**Bluebrahma Clean Energy
Solutions Private Ltd.
(Step Down Associate)-26%**

**GBL Chemical
Limited (WOS)**

Consolidated with LST Division

... With A Journey Of Almost Three Decades in LST



1986

Commenced the Chemical Business

Diversified to LST business with Liquid storage tank facility initially at JNPT and then at Cochin & Goa Terminal

1993-2000



2020-Nov

Acquired 86.5% Equity stake in Stolt Rail Logistics Systems

GBL ventures into Ethanol & Extra neutral Alcohol manufacturing In Nashik, with Golden Agri International Ent. Pte Ltd, Singapore

2022-Mar

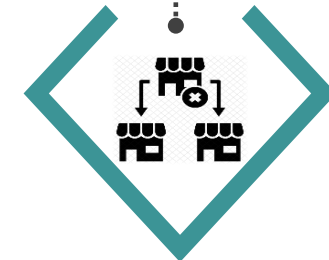


2022-Jun

GBL's WOS wins EPC order from ANA Oils for fabrication of 60 Liquid Storage Tanks at Krishnapatnam Port

Allotted Additional Land For 25 Years At JNPT

2022- June



2025-April

Awarded an EPC contract of Rs. 169 crore from JSW Jaigarh Port Ltd

Strong Management Team To Lead the Company - Promoters



Ramesh Pilani

Founder & CFO

- B-Tech in Chemical Engineering ~47 years of experience in Chemical & Liquid Storage
- Established the Chemical manufacturing & Liquid storage business and actively involved in all the financial decision making



Rishi Pilani

Chairman & MD

- Chemical Engineer, Masters in Industrial Engineering, Masters in Finance with ~20 years of experience
- Chairman & Managing Director of the Company since 2011, responsible for growth, strategy & overall management of the company
- Under his leadership, the Liquid Storage Terminal Division of the Company achieved Sustained growth in terms of revenue and profitability


Strong Management Team To Lead the Company - Directors



NN Kumar

Independent Director

- Associated with the company since 2020 as an independent Director
- B.Sc., M.Sc. and IRS by qualification
- He had served for about 25 years in various positions in the Income Tax Department and the Ministry of Finance
- Vast Experience ~ 35 years in finance, administration, fiscal statutes, regulatory mechanism and government Functioning.



Ramesh Punjabi

Director

- Associated with the company since inception as Technical Director and as a non-executive Director since 2014
- B. Tech (Hons) in Chemical Engineering with ~47 years of experience in design, construction and operation of Chemical plants



John Joseph

Independent Director

- Appointed as new Independent Director on Board since August 2022
- B.V.Sc & A.H, M.V.Sc and LLB by qualification
- He has served for about 35 years in various positions in the Customs, Export and Central Excise department of the Government of India.
- Vast Experience ~ 35 years in customs, central excise, GST administration, fiscal statutes, regulatory mechanism, and government Functioning.

Strong Management Team To Lead the Company - Directors



G L Kundalwal

Independent Director

- Appointed on the Board on April 21, 2023 as Additional Director- (Non-Executive Independent Director)
- MBA, CAIIB and LLB by qualification.
- He is retired Deputy General Manager from Union Bank of India. and a versatile Banker with over 38 years of experience managing Business and Human resource development across numerous verticals in metropolises, State Capitals.
- Vast experience in Corporate Finance, Project finance, Business Communication Law and Practices. risk Management and Credit Management.



Shyam Nihate

Executive Director

- Appointed on the Board on April 21, 2023 as Additional Director- (Executive Director-Terminal Operations)
- B.E. (Electronics & Power Engineering) from NIT Nagpur and Executive Post Graduate Programme in Management from IIM Indore by qualification.
- A dynamic professional with 25 years of comprehensive experience in the field of Operations, Sales & Marketing, Logistics and Supply Chain Management, PPP Project Management.
- Before Joining GBL as GM-Operations and Admin in 2019, he Worked 17 years with an Oil PSU HPCL at various locations in India.



Jagruti Gaikwad

Independent Director

- Associated as Independent Director of the Company since 2015
- BCom, LLB by profession
- She is having more than 15 years of experience in legal field and handling commercial legal matters, contracts etc.



Amruta Thali

*Additional Director
(Independent)*

- Appointed as Additional Director (Independent) on August 11, 2025
- B.SC, LLB by profession
- She is having more than four years of experience in legal field.




**GANESH
BENZOPLAST
LIMITED**

Liquid Storage Tanks (LST) Division

Leading LST Player With Diversified Liquid Handling Capabilities ...

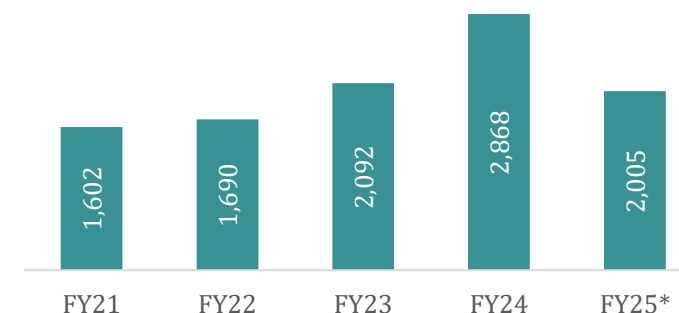


LST division provides storage tanks which are leased on rent for **storing liquid chemicals, acids, phenol, oil products, edible oils & specialty chemicals**



Liquid bulk storage capacity of **3,52,000 KL** spread across three strategically located terminals at **JNPT (Navi Mumbai), Cochin and Goa** that are connected by pipelines to various berths for handling export and import of products

LST DIVISION REVENUE (CONS.) (INR Mn)



*Due to reduction in EPC and Wharfage revenue



Total of 98 tanks (Stainless Steel, Mild Steel and Pre-Coated Steel) across Terminals that cater to a wide range of product storage requirements



Robust growth in income through lease rentals on storage facilities, handling charges and other services.

... Coupled with a Wide Range Of Services At The Terminal



Storage

Providing liquid storage tanks, handling & loading service of various products



Bunkering

Fuel supply bunkering services while maintaining product quality



Barging

A complimentary business mainly provided to major oil companies and trading firms



Blending

Blending of products (Air Sparger/Mixer) catering to customer needs accordingly



Drum Filling

~100 containers monthly of products like Acetic Acid, Methanol, MEG, Ethyl Acetate

Established Presence at Major Sea Ports



	JNPT	COCHIN	GOA
Year of Establishment	1996	1999	2000
Tank Capacity	500 KL-14,000KL	750 KL – 5,000 KL	750 KL-14,000KL
Certified Terminals	ISO 9001:2015	ISO 9001:2015	ISO 9001:2015
Number of Tanks	83	11	4
Capacity	283000KL	43000 KL	26000 KL

Infrastructure at terminals are fully equipped with modern firefighting and safety equipment



JNPT Terminal : A Stable Cashflow Generating Asset ...



Total Capacity

283000 KL - operating at > 100% occupancy (FY25)



Diversified Products Handled

Class A, B, and C products (MEG, CSFO/CPO (Oil), Edible Oil, RBD Palmolien, Acetic Acid/Acetone, Vam Styrene Monomer, Crude Glycol, Phenol, Toluene) as well as all types of chemicals



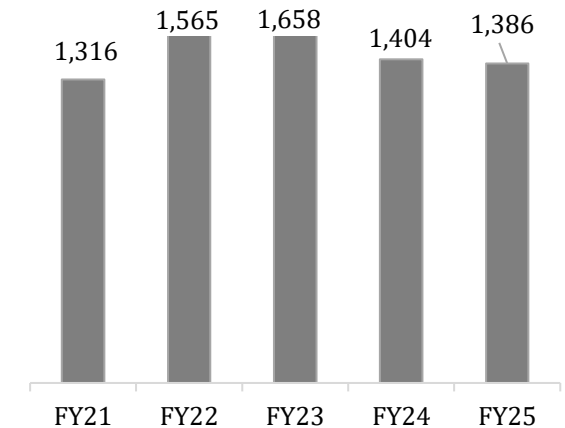
Dedicated Berth

2 dedicated berths and 2 Jettys at JNPT Port for Vessel loading and discharging of cargo

Rental Revenue (INR Mn)



Throughput (000'MT)



... Driven By Unique Value Proposition



JNPT – One of the Major ports

Storage tanks located at JNPT port leads to higher premium compared to other upcoming ports.
(New 4.5 Hectares Land allotted at JNPT for 25 years)

POL Traffic at major Ports

POL traffic share has been increasing; contributed **29.8% of total traffic in FY25** compared to 26% of total traffic in FY24 at major ports

Major Entry Barrier for new Entrant

Limited availability of new land parcel and existing pipeline fully utilized

GBL- Diversified Storage Capabilities

, Ability to store Class A liquids; giving higher revenue realizations

Opportunity of Spot Contracts

Presence at JNPT port gives an opportunity to take short term contracts (spot) leading to greater value realization.



JNPT Terminal : Growth Potential



Enhancing Tank Capacity

Ability to Increase the height of existing Tanks for higher capacity leading to higher throughput

Specialized Cargo Tanks

Upgrading normal tanks to specialized cargo tanks also providing heating and chilling facility for the cargo at port leads to higher realizations

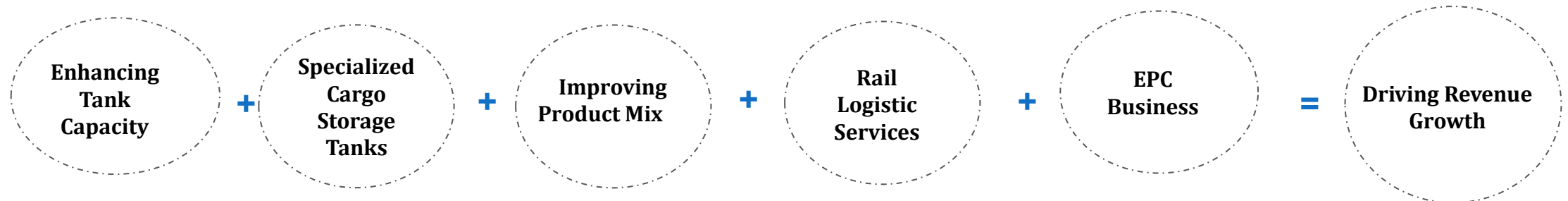
Improving Product Mix

Improving Product mix by storing Liquid of multiple customers in a single Tank helps in increasing realization

Rail Logistic Services

Acquisition of Infrastructure Logistic Systems Ltd leads to long standing relations with existing customers in handling cargo through Rail logistics, from door to door, increasing the service revenue

Factors Driving Growth



Other Terminals – Cochin and Goa



Cochin Terminal

- Operating 43,000 KL at 95% occupancy
- Handling Class A, B, and C products (MEG, CSFO/CPO (Oil), Edible Oil, RBD Palmolien, Acetic Acid/Acetone, Vam & Styrene Monomer, Crude Glycol, Phenol, Toluene) as well as all types of chemicals



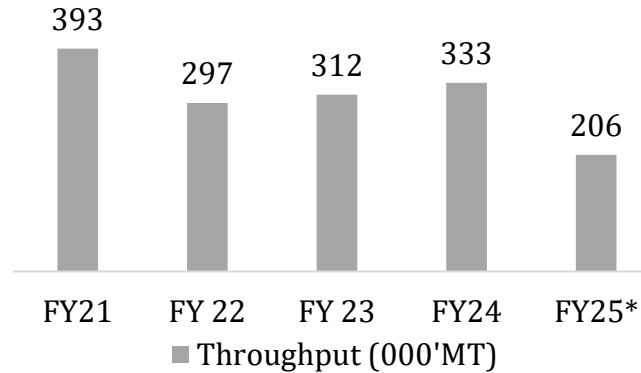
Goa Terminal

- Operating 26,000 KL -operating with minimum capacity (impacted by the mining ban in Goa)
- Handling Class A, B, and C products and various other types of chemicals

Growth Roadmap for Cochin and Goa Terminals



Strong Growth in Throughput to Drive Growth



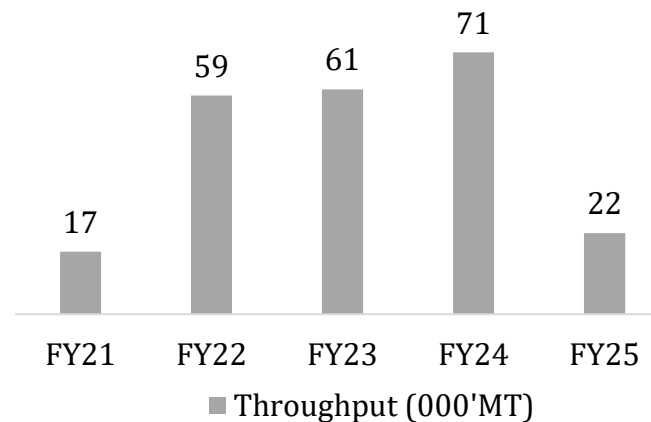
*Due to Planned modification of tanks

Future Growth Strategy

- To achieve maximum rental yield from existing capacity



Currently Under Utilized Huge Opportunity Ahead



Future Growth Strategy

- Exploring the possibilities increasing the capacity utilization to optimal level from current capacity

Long standing relationships with Marquee Clients



C J Shah & Co.

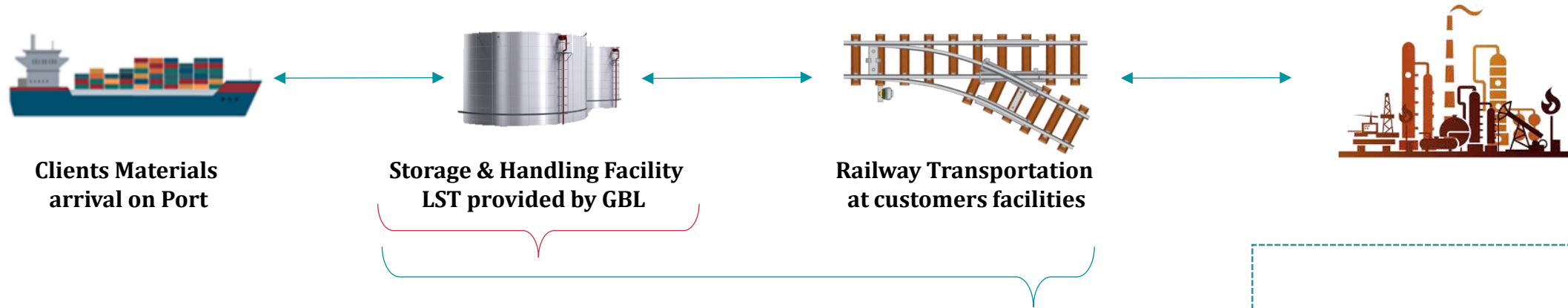


GBL welcomes it's new clients





Foray into Railway Logistics – Deepening Service Offerings ...



Infrastructure Logistic Systems Ltd.

Enables GBL to provide additional end to end services to its customers

Enable JNPT terminal running with 100% capacity in early evacuation of material resulting in higher throughput and turnout.

GBL acquired 86.5% in (FY21)
in Infrastructure Logistic Systems
(ILSL)

Broadening the Scope of Service Offering

- ILSL Provides **end to end bulk liquid storage & transportation** facilities from shore to plant
- Synergy with the existing business
- ILSL will take a **step forward** in the Existing LST storage business

Infrastructure Logistic Systems (ILSL)

- Utilizes Indian railways infrastructure for transportation of liquids
- Has loading and unloading facilities at JNPT, Nagpur, Dahej and Daund

... Leading to Strong Growth Potential



Widening footprints into Rail Logistics

- ILSL owns tank containers and leases rakes and tanks at various ports and inland locations
- Enable GBL to provide additional service in their LST portfolio of services

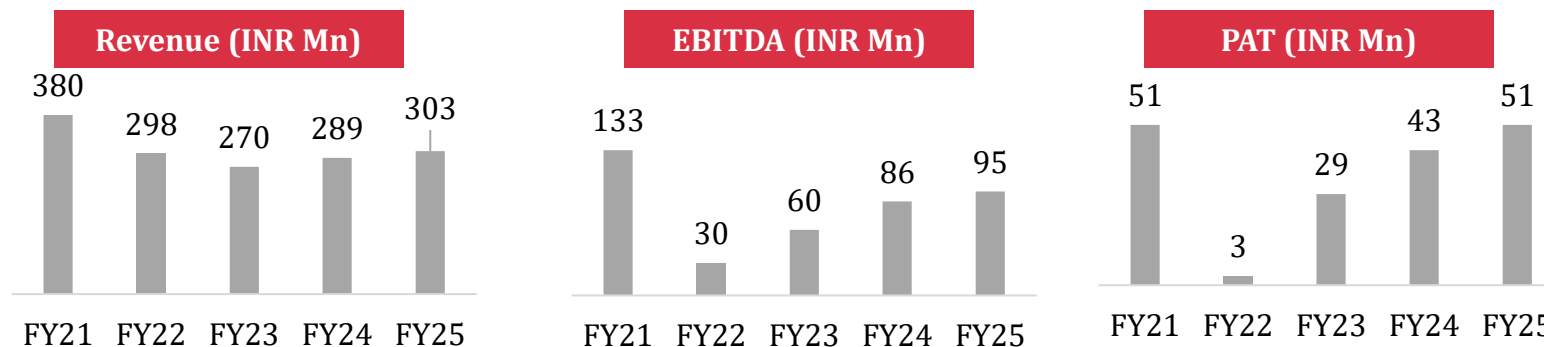
Running a Healthy Operational Business

- ILSL – Into existence in the business **over decade**
- Strong historical **revenue**

Future Growth Driver for GBL

- Accretive **Margins** contributing to 20% of the LST Revenues
- Marquee Clients for this Service
- **Improves efficiency** by providing one stop logistic solution
- **Increases profits** amid reduction in supply chain costs reduces cost of buyer

Performance History of ILSL



A photograph of laboratory glassware, including a round-bottom flask and several test tubes, with a teal semi-transparent overlay at the bottom. The flask in the foreground contains a clear liquid and has a small white label with the number '7'. The test tubes in the background also have white labels with numbers. The background is blurred, showing more laboratory equipment.

Chemical Division

Chemical Division...



Renowned Manufacturer & exporter of specialty chemicals, food preservatives & lubricant additives in industry; enjoys virtual monopoly of pure **Benzoic Acid & it's derivatives** in India



Specialty Chemicals : Methyl Benzoate, Ethyl Benzoate etc

Food Preservatives : Benzoic Acid, Sodium Benzoate and Benzoate Plasticizers

Lubricant Additives : Automotive and Industrial Lubricant additives, Antiwear, Antioxidant, Dispersants, PIBSA, Extreme pressure additives

Petroleum Sulfonates : Sodium, Barium, Calcium, Magnesium based.



Manufacturing Facilities at MIDC, Tarapur with capacity of **24,000 MTPA**

Unit 1 Manufactures oil additives

Unit 2 Manufactures specialty chemicals and food preservatives



Markets its products through distributors in Argentina, Brazil, South Africa , Nigeria, USA, Mexico, Taiwan, China and Middle East.



Products are used in food & beverage, paints, automobile, pharmaceutical, lubricants industries etc

Product Portfolio



Sodium Benzoate



Benzoic Acid



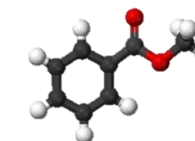
Gear Oil Additive



Petroleum Sulphate



Hydraulic Oil Additive



Magnesium Benzoate



CTMX	0.45	▲	+0.45
FTR	-0.23	▼	-2.34%
CSCO	-1.01	▼	-1.89%
CHK	0.02	▲	+0.21
AAPL	+2.58		
PRTG			
AMZN			
TSLA			
AVGO			
SIRI	-0.65		

Financial Performance

Historical Financial Highlights-(Consolidated)



INR Mn	FY21	FY 22	FY23	FY24	FY25
Income from Operations	2,704	3,575	4,208	4,771	3,743
Other Income	15	31	83	135	177
Total Income	2,719	3,606	4,291	4,906	3,920
Raw Material	746	1,426	1,878	2,156	1,060
Employee Cost	161	196	245	271	295
Other costs	1,003	1,340	1,209	1,388	1,306
EBITDA	809	644	959	1,091	1,259
Depreciation	150	147	173	203	224
Interest	66	37	41	48	69
Exceptional items	-59	-8	-3	0	-447
Profit Before tax	534	452	742	840	519
Tax (and deferred tax)	315	125	191	226	138
Profit After Tax	219	327	551	614	381
PAT Margin	8%	9%	13%	13%	10%

Quarterly Financial Highlights(Consolidated)



INR Mn	Q1FY26	Q4FY25	Q1FY25	FY25	FY24
Income from Operations	956	999	875	3,743	4,771
Other Income	53	50	37	177	135
Total Income	1,009	1,049	912	3,920	4,906
Raw Material	236	199	309	1,060	2,157
Employee Cost	84	82	68	295	271
Other costs	346	402	246	1,306	1,389
EBITDA	343	366	289	1,260	1,089
Depreciation	58	57	55	224	202
Interest	23	23	14	69	48
Profit Before Exceptional items and Tax	262	286	220	967	839
Exceptional items	-9	-447	0	-447	-
Profit Before tax	253	-161	220	520	839
Tax(and deferred Tax)	-72	30	-55	-139	-225
Profit After Tax	181	-131	165	381	614
PAT Margin	19%	-13%*	19%	10%*	13%

*Due to Exceptional items

LST Division Historical Financial Highlights-(Standalone)



INR Mn	FY21	FY 22	FY23	FY24	FY25
Total Rental Income from All Terminals	1,047	1,214	1,420	1,625	1,496
Other operating /Trading Income	446	253	80	194	164
Total Revenue	1,493	1,467	1,500	1,819	1,660
EBITDA	583	610	732	792	765
EBITDA Margin(Rental Income)	56%	50%	52%	49%	51%
%. Increase in yearly Rental	3%	16%	17%	14%	-8%

Historical Balance Sheet-(Consolidated)



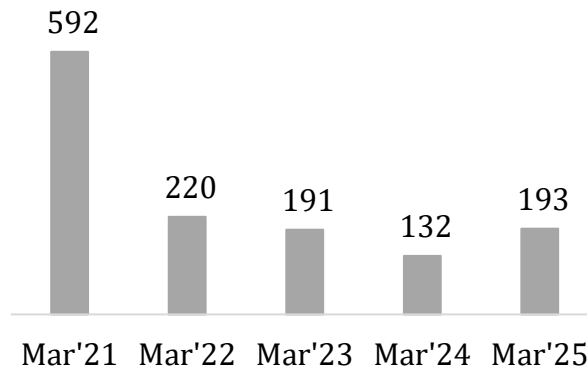
INR Mn	Mar-21	Mar-22	Mar - 23	Mar-24	Mar-25
Shareholder's Funds	2368	2849	3616	5070	5444
Share Capital	62	62	65	72	72
Other Equity	2262	2743	3503	4944	5311
Non- controlling Interest	44	44	48	54	61
Non-current liabilities	609	394	745	683	738
Borrowings	351	107	13	3	1
Other Financial Liabilities	0	27	416	420	420
Long Term Provisions	33	35	50	56	68
Deferred Tax Liabilities	224	225	209	203	226
Other Current Liabilities	0	0	57	1	2
Current Liabilities	805	733	972	1013	1053
Borrowings	240	112	179	129	192
Trade Payables	486	496	522	523	405
Other Financial Liabilities	40	78	216	305	367
Other Current Liabilities	28	34	34	39	68
Short- term provisions	11	13	21	17	21
Total Liabilities	3781	3976	5333	6766	7235

INR Mn	Mar-21	Mar-22	Mar-23	Mar-24	Mar-25
Non-Current Assets	2597	2827	3822	4732	4926
Property Plant & Equipment/Rights	2099	2103	2541	3123	3264
Goodwill	225	225	225	225	225
CWIP	117	198	443	463	58
Other Financial Assets	71	79	218	360	175
Investments	17	154	162	164	157
Other non-current assets	68	68	233	397	631
Current Assets	1185	1150	1511	2034	2308
Inventories	125	80	510	199	261
Trade Receivables	409	336	254	588	584
Cash & Cash Equivalents	368	469	367	951	988
Loans	57	74	75	93	226
Other current assets	225	190	305	203	249
Total Assets	3781	3976	5333	6766	7235

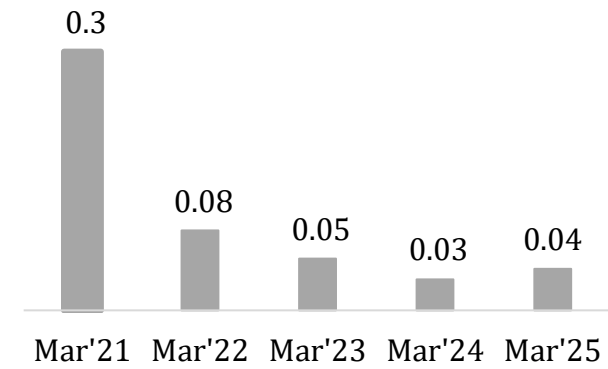
Consistently deleveraging the Balance Sheet- (Consolidated)



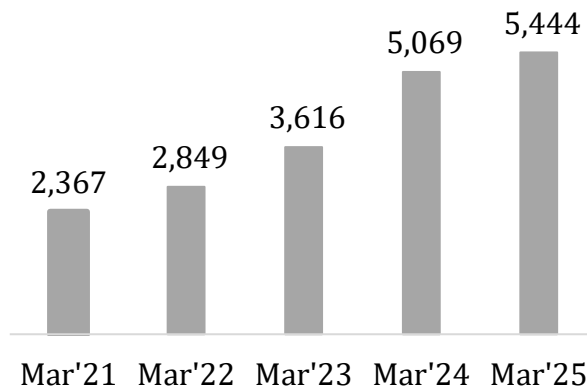
Gross Debt (INR Mn)



Debt to Equity (x)



Networth (INR Mn)





This presentation and the accompanying slides (the “Presentation”), which have been prepared by Ganesh Benzoplast Ltd (the “Company”) solely for information purposes and do not constitute any offer, recommendation or invitation to purchase or subscribe for any securities, and shall not form the basis or be relied on in connection with any contract or binding commitment what so ever. No offering of securities of the Company will be made except by means of a statutory offering document containing detailed information about the Company.

This Presentation has been prepared by the Company based on information and data which the Company considers reliable, but the Company makes no representation or warranty, express or implied, whatsoever, and no reliance shall be placed on, the truth, accuracy, completeness, fairness and reasonableness of the contents of this Presentation. This Presentation may not be all inclusive and may not contain all of the information that you may consider material. Any liability in respect of the contents of, or any omission from, this Presentation is expressly excluded. All product names, logos, and brands are property of their respective owners. All company, product and service names used in this presentation are for identification purposes only. Use of these names, logos, and brands does not imply endorsement.

Certain matters discussed in this Presentation may contain statements regarding the Company’s market opportunity and business prospects that are individually and collectively forward-looking statements. Such forward-looking statements are not guaranteeing of future performance and are subject to known and unknown risks, uncertainties and assumptions that are difficult to predict. These risks and uncertainties include, but are not limited to, the performance of the Indian economy and of the economies of various international markets, the performance of the industry in India and world-wide, competition, the company’s ability to successfully implement its strategy, the Company’s future levels of growth and expansion, technological implementation, changes and advancements, changes in revenue, income or cash flows, the Company’s market preferences and its exposure to market risks, as well as other risks. The Company’s actual results, levels of activity, performance or achievements could differ materially and adversely from results expressed in or implied by this Presentation. The Company assumes no obligation to update any forward-looking information contained in this Presentation. Any forward-looking statements and projections made by third parties included in this Presentation are not adopted by the Company and the Company is not responsible for such third party statements and projections

For Further Information :

Ganesh Benzoplast Limited

CIN: L24200MH1986PLC039836

Dina Building, First Floor,
53, M K Road, Marine Lines,
Mumbai – 400002

Email: info@gblinfra.com

Thank You