

Sportking INDIA LTD.

(Govt. Recognised Four Star Export House)

Regd. & Corporate Office : Vill. Kanech, Near Sahnewal, G.T. Road, Ludhiana-141120 Ph. (0161) 2845456 to 60 Fax : 2845458
Admn. Office : 178, Col. Gurdial Singh Road, Civil Lines, Ludhiana-141001 Ph. (0161) 2770954 to 55 Fax : 2770953
E-mail : sportking@sportking.co.in CIN No. L17122PB1989PLC053162
Website : www.sportking.co.in

SIL/2025-26/SE

Date: 04.08.2025

To BSE Limited Phiroze Jeeheebhoy Towers, Dalal Street, Mumbai-400001	To National Stock Exchange of India Ltd, Exchange Plaza, Bandra Kurla Complex, Bandra (East), Mumbai- 400051
Script Code: 539221	Symbol: SPORTKING

SUBJECT: INVESTOR PRESENTATION FOR THE QUARTER ENDED 30TH JUNE, 2025

Dear Sir,

Pursuant to Regulation 30 and other applicable provisions of SEBI (Listing Obligations and Disclosure Requirements), Regulations 2015, please find attached herewith copy of Investor's Presentation with respect to Performance of the Company for the quarter ended 30th June, 2025.


You are requested to take the above mentioned information on your records.

Yours truly,

For SPORTKING INDIA LIMITED

LOVLESH VERMA
COMPANY SECRETARY
(ACS: 34171)

Sportking



SPORTKING INDIA LTD.

Investor Presentation – August 2025

This presentation and the accompanying slides (the “Presentation”), which have been prepared by **Sportking India Ltd** (the “Company”), have been prepared solely for information purposes and do not constitute any offer, recommendation or invitation to purchase or subscribe for any securities, and shall not form the basis or be relied on in connection with any contract or binding commitment whatsoever. No offering of securities of the Company will be made except by means of a statutory offering document containing detailed information about the Company.

This Presentation has been prepared by the Company based on information and data which the Company considers reliable, but the Company makes no representation or warranty, express or implied, whatsoever, and no reliance shall be placed on, the truth, accuracy, completeness, fairness and reasonableness of the contents of this Presentation. This Presentation may not be all inclusive and may not contain all of the information that you may consider material. Any liability in respect of the contents of, or any omission from, this Presentation is expressly excluded.

Certain matters discussed in this Presentation may contain statements regarding the Company’s market opportunity and business prospects that are individually and collectively forward-looking statements. Such forward-looking statements are not guarantees of future performance and are subject to known and unknown risks, uncertainties and assumptions that are difficult to predict. These risks and uncertainties include, but are not limited to, the performance of the Indian economy and of the economies of various international markets, the performance of the industry in India and world-wide, competition, the company’s ability to successfully implement its strategy, the Company's future levels of growth and expansion, technological implementation, changes and advancements, changes in revenue, income or cashflows, the Company's market preferences and its exposure to market risks, as well as other risks. The Company's actual results, levels of activity, performance or achievements could differ materially and adversely from results expressed in or implied by this Presentation. The Company assumes no obligation to update any forward-looking information contained in this Presentation. Any forward-looking statements and projections made by third parties included in this Presentation are not adopted by the Company and the Company is not responsible for such third-party statements and projections.

All Maps used in the presentation are not to scale. All data, information, and maps are provided "as is" without warranty or any representation of accuracy, timeliness or completeness.



Q1 FY26 - Financial Performance



Quarterly Highlights Q4 FY25

Profit After Tax¹

Rs. 35 crores

10%



Revenue²

Rs. 586 crores

Gross Profit

Rs. 157 crores

Margin at 27%

EBITDA

Rs. 71 crores

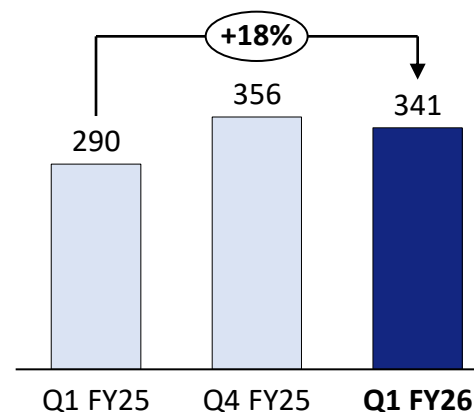
Margin at 12%

EBIT³

Rs. 59 crores

Margin at 10%

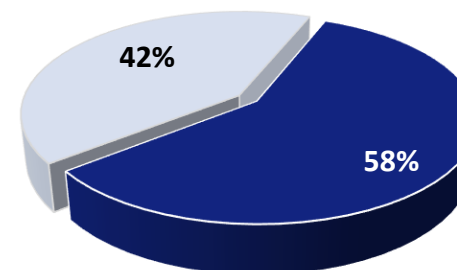
Revenue from Export Business
(Rs. in crores)



+18%

Year on Year
Quarterly Exports
Growth

Q1 FY26 Revenue Contribution



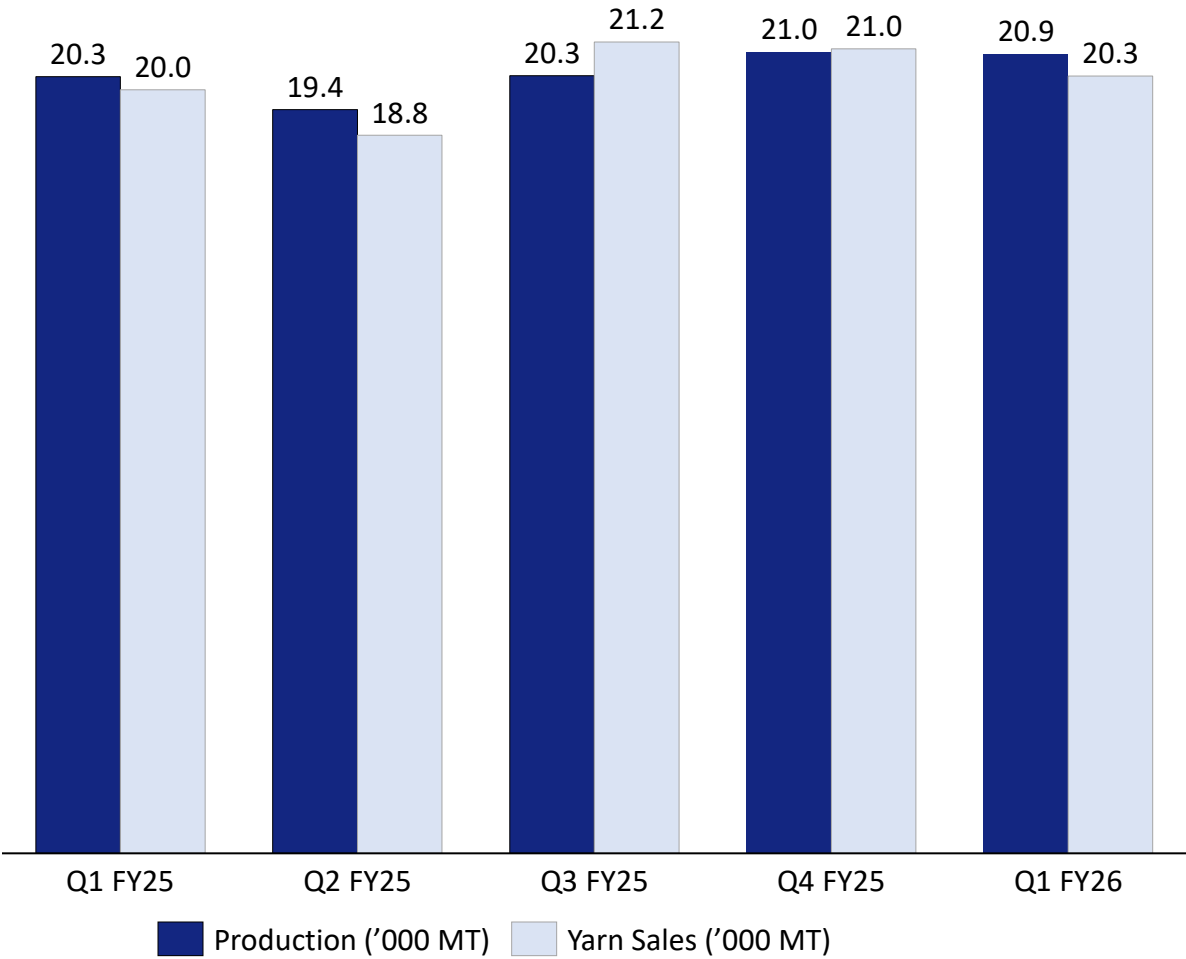
58%

Contribution from
Export Business

■ Exports ■ Domestic

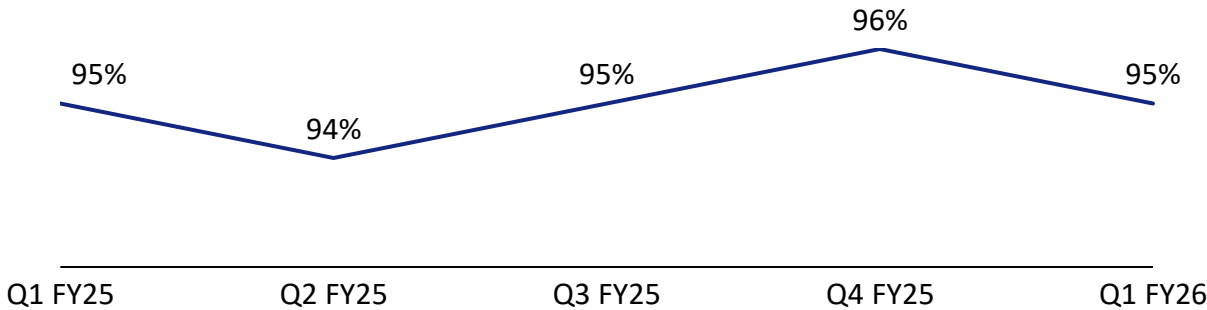
¹ Change in Profit after Tax on a yearly basis, ² Revenue includes only Revenue from Operations, ³ EBIT = EBITDA + Other Income - Depreciation

Yarn Production and Sales Volumes

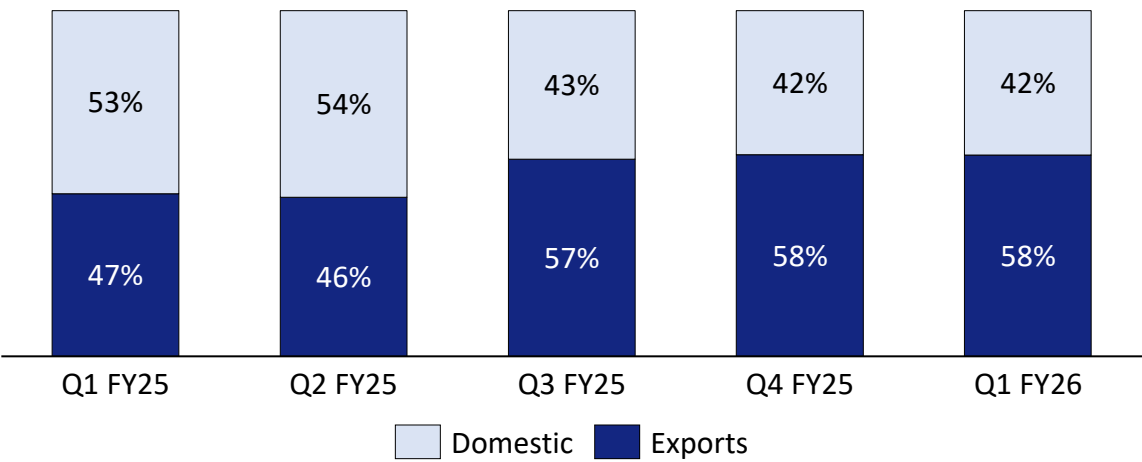


Capacity Utilisation

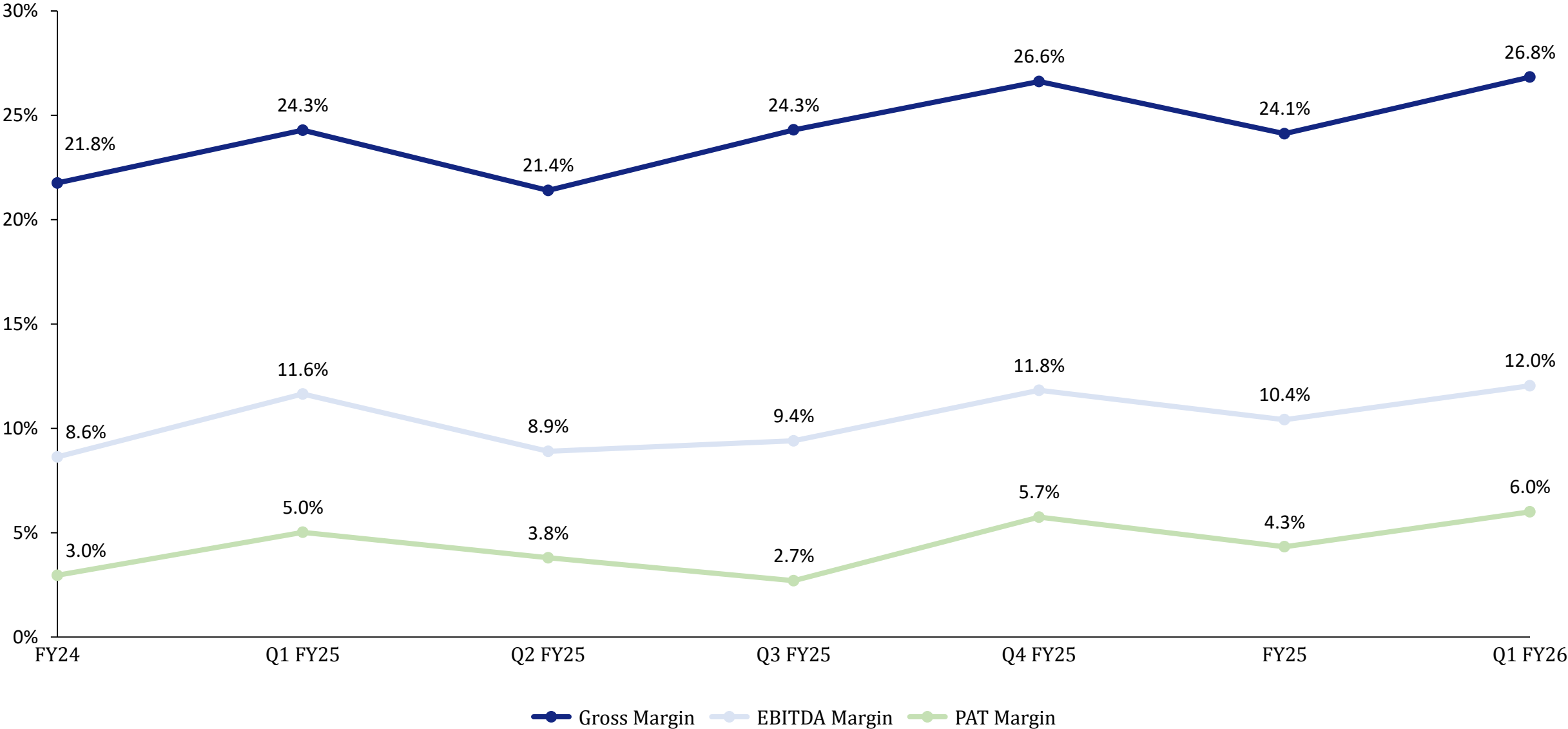
Best-in-class capacity utilisation levels



Revenue Contribution by Geography

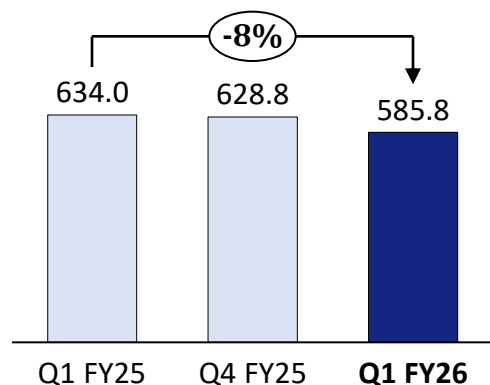


MARGIN PROFILE – On path to Margin Recovery

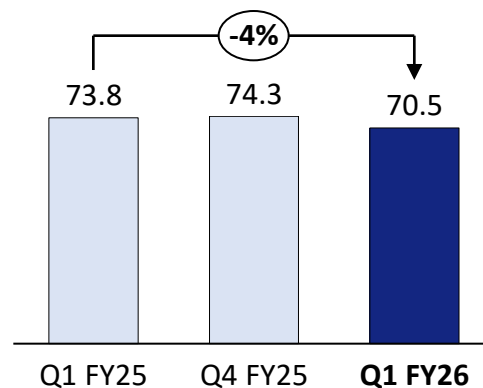


Q1 FY26 FINANCIAL PERFORMANCE

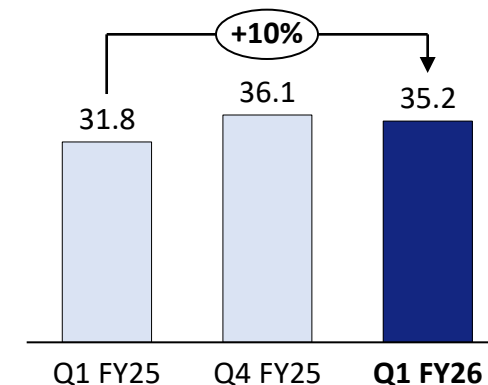
Revenue from Operations (₹ in Crs)



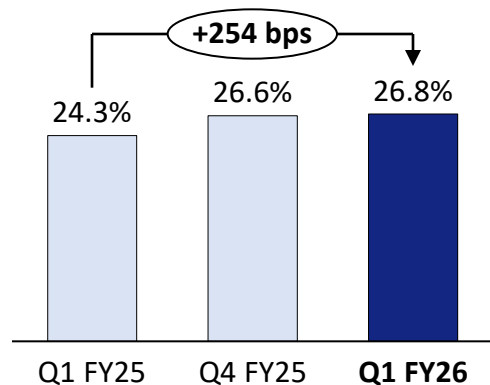
EBIDTA (₹ in Crs)



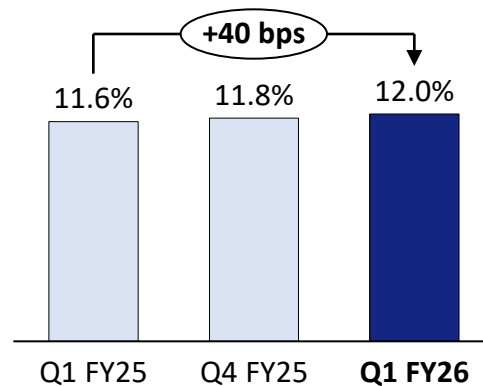
PAT (₹ in Crs)



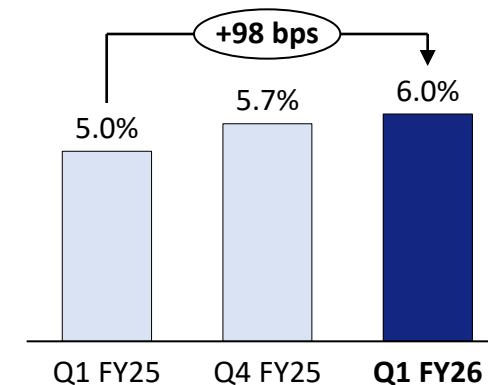
Gross Profit %



EBITDA %



PAT %



GREENFIELD CAPACITY ADDITION ANNOUNCED

Greenfield Expansion Project announced and approved in **Q1 FY26** to increase the spinning capacity of the Company



In the first phase of this expansion, **1.50 lakh** spindles will be setup in the state of Odisha. This will be an approx. **40%** increase over existing spindle count on **3.79 lakhs**



The total outlay would be approx. **INR 1000** Crores and will be funded through mixture of term loans and internal accruals.



The capex programme is estimated to be completed in approx. **12 to 15** months



Existing capacity utilization is already best in class at **95%+** and thus upcoming capacity provides substantial headroom for growth & meet growing demand of company's products

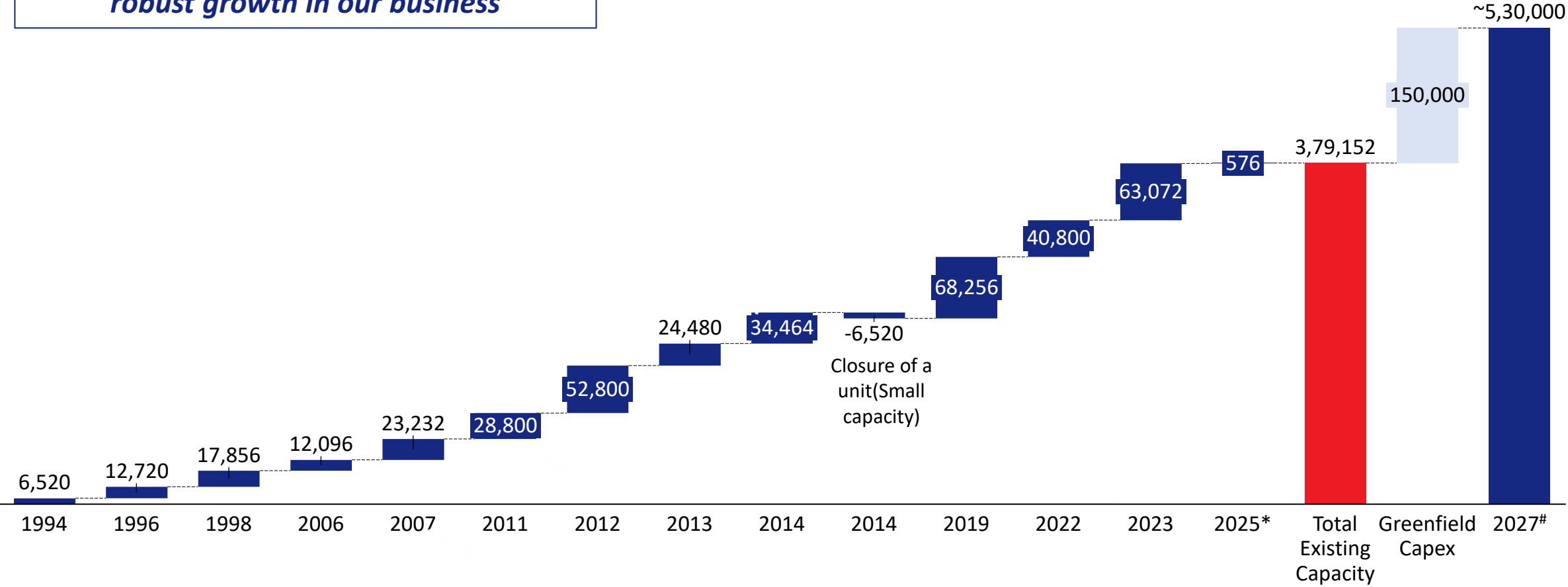


The geographic location of the upcoming plant will enable the company to better serve the eastern market of the country enabling a diversified presence

CAPACITY BUILTUP OVER THE YEARS – Continuous Growth Investment



Continuous capacity addition to support robust growth in our business



*Addition of spindles in FY25 on account of de-bottlenecking initiatives undertaken at Spinning Unit 1.


Proposed capex programme to tak 12-15 months to complete

Q1 FY26 PROFIT & LOSS STATEMENT

Profit & Loss statement (₹ in Crs)	Q1 FY26	Q1 FY25	Y-o-Y	Q4 FY25	Q-o-Q	FY25
Revenue from Operation	585.8	634.0	-7.6%	628.8	-6.8%	2,524.2
Raw Material Cost	400.0	450.5		407.2		1,758.3
Purchase of Finished goods	1.1	0.2		0.8		1.3
(Increase) / Decrease In Stocks	-11.3	-7.6		14.4		0.7
Power Cost	38.8	36.9		39.0		155.2
Gross Margin	157.2	154.0	2.1%	167.4	-6.1%	608.8
Gross Margin %	26.8%	24.3%	+254 bps	26.6%	+21 bps	24.1%
Employee Cost	37.6	34.1		36.1		142.7
Other Expenses	49.0	46.0		56.9		203.2
EBITDA	70.5	73.8	-4.5%	74.3	-5.1%	262.9
EBITDA %	12.0%	11.6%	+40 bps	11.8%	+22 bps	10.4%
Other Income	12.0	6.8		9.0		26.8
Depreciation	23.6	21.8		23.2		89.6
Finance cost	11.3	15.2		9.3		50.3
PBT	47.5	43.5	9.2%	50.9	-6.6%	149.8
PBT Margin %	8.1%	6.9%	+125 bps	8.1%	+3 bps	5.9%
Exceptional Items	0.0	0.0		0.0		0.0
Tax	12.4	11.7		14.8		40.5
PAT	35.2	31.8	10.4%	36.1	-2.7%	109.3
PAT Margin %	6.0%	5.0%	+98 bps	5.7%	+26 bps	4.3%



Business Overview



Established in **1989**

Owens **3** State of the art
manufacturing facilities

Diversified Product
Range

Manufacturing facilities with
Modern Technology



Presence in **30+** countries

Committed to create **High
Quality** end products

Compliance with
International Quality
recognition standards

Recognised **Four Star**
Export House

JOURNEY SO FAR – Key Milestones

Installed 6K+ Spindles for manufacturing of Acrylic Yarn at Ludhiana in 1993



Spinning Capacity increased by greenfield expansion with installation of 12K+ spindles at Ludhiana (2nd unit) for manufacture of synthetic yarn. Present installed capacity- 65K+ spindles

Setting up of a Dye House for dyeing/ processing of textile yarn fibers



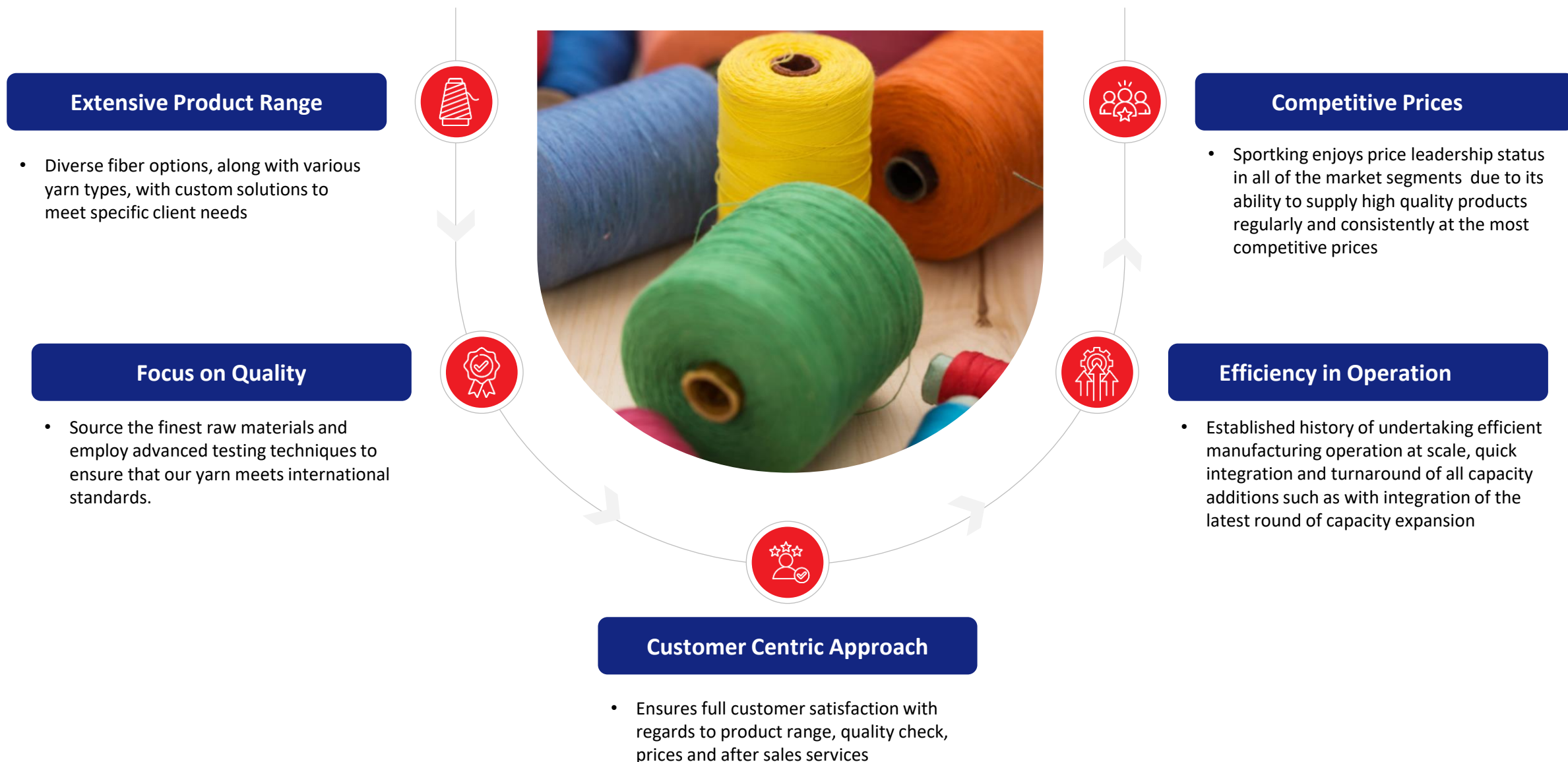
Spinning Capacity increased further with Greenfield expansion with installation of 57K+ Spindles at Bathinda for manufacturing of Cotton Compact Yarn. Capacity increased to 1,38,720 Spindles upto November 2013.



Successful expansion at Bathinda Unit adding 68K+ spindles with state-of-the-art plant for manufacturing of cotton compact yarn achieving a total overall spinning capacity 274K+ spindles.



Successful commissioning of 10 MW Rooftop Solar Power Project. Capex undertaken for additional 15MW Solar Power project completed in 2023-24. Fully operationalization of additional 103K+ Spindles for manufacturing of Polyester Cotton yarn and cotton yarn (compact). Debottlenecking undertaken in FY25 to improve efficiency





100% Cotton Yarns

- 100% cotton combed compact yarns in normal and sublime quality for knitting and weaving
- 100% cotton combed compact slub
- 100% cotton combed Eli twist



Polyester/Cotton Blended Yarns

- Polyester/cotton combed yarns
- Polyester/ cotton Melange yarns



Fancy Yarns

- Jaspe yarns, Jaspe slub yarns, injection slub yarns and snow yarns.



Dyed Yarns

- 100 % cotton and PC blended dyed yarns



Acrylic & Acrylic/Polyester Blended Yarns

- 100% Acrylic high bulk yarns
- 100% Acrylic Non bulk yarns
- Acrylic/ polyester blended high bulk yarns



Capacity utilisation of all units more than 95%		
Units	Manufacturing	Installed Capacities
Unit I - Spinning Unit	Acrylic/Blended Acrylic Polyester Yarn/ Blended Polyester Cotton yarn	66,480 Spindles
Unit II - Dye House	Support to Unit No. I & III for their synthetic fibre/ yarn dyeing processing	15-20 MTPD
Unit III - Spinning Unit	Compact/contamination free cotton / Polyester cotton blended yarn	3,12,672 Spindles

- Technologically advanced machineries to support our manufacturing infrastructure
- Robust control practices in place to ensure consistent quality of our products
- Use of modern testing instruments such as:

HVI

AFIS

Uster Tensest

Uster Classimat

Uster Hairiness tester





Rail & Roads: Helps in better connectivity with other parts of India.



Inland Container Depot(ICD): ICD at Bathinda/Ludhiana for import/export clearances & regular road transport/train service availability between company's unit/ICD and different seaports.

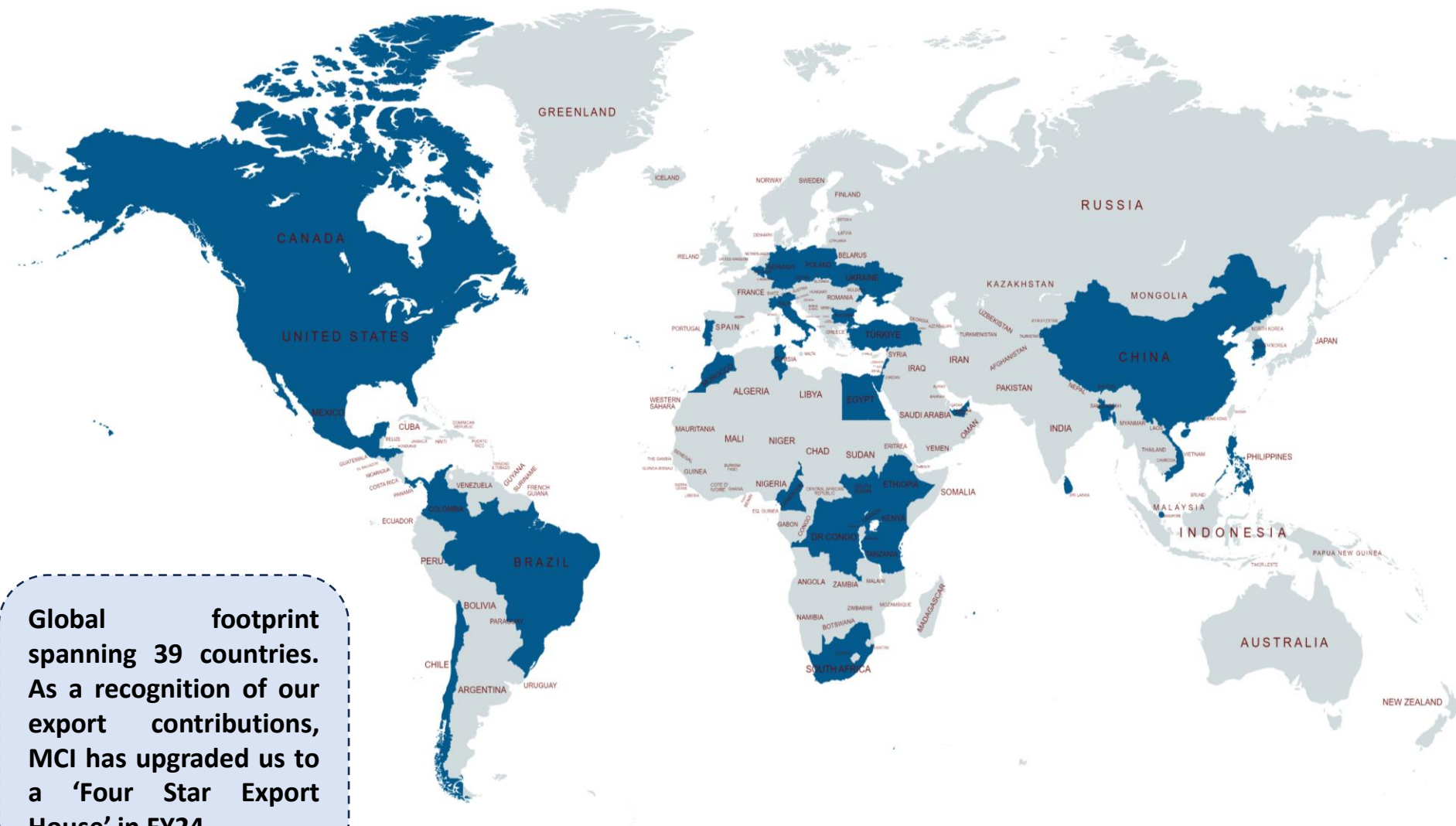


Concentrated Production Capacity: Bulk of total spindle capacity (80%+) is housed under a single unit easing oversight and operational planning



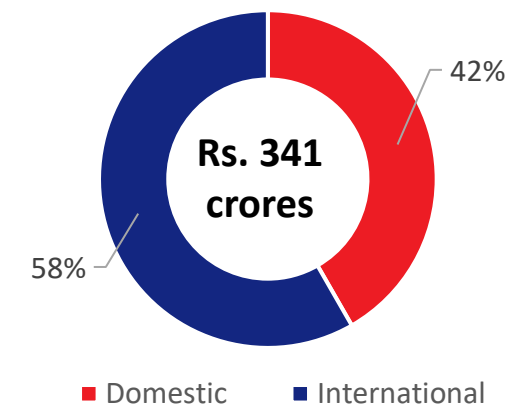
Electricity Duty and Infrastructure Development Fund of 13.33% of the cost of power (for the existing unit at Bathinda) **has been waived** by the Government of Punjab

PRESENCE ACROSS THE GLOBE – Leading Textile Exporter



Global footprint
spanning 39 countries.
As a recognition of our
export contributions,
MCI has upgraded us to
a 'Four Star Export
House' in FY24.

**Geography Wise
Revenue Break-up
Q1 FY26**



**We are representing
India on a world stage
with average exports
worth more than US \$
125-175 million.**



Focus on excellence

Focus on delivering best & premium quality products to most quality conscious brands and customers.

Customer Driven Innovation

As a result of changing trends in both domestic & international markets accompanied with customer centric approach, our innovation initiatives are customer driven.

Domestic & international markets

We have established ourselves as a prime producer of premium quality yarns and also as one of the largest exporters of cotton yarns to the most quality conscious garment brands across the globe

Sale of products through dedicated dealer/agents & directly

A strong team of dedicated dealers/agents in domestic as well as international markets

Dedicated marketing team

Located at corporate office ensuring quick responses to customer queries amidst continuously evolving market trends.



M&S
EST. 1884



JACK &
JONES



ZARA



OLLIE
WEAR



Sainsbury's



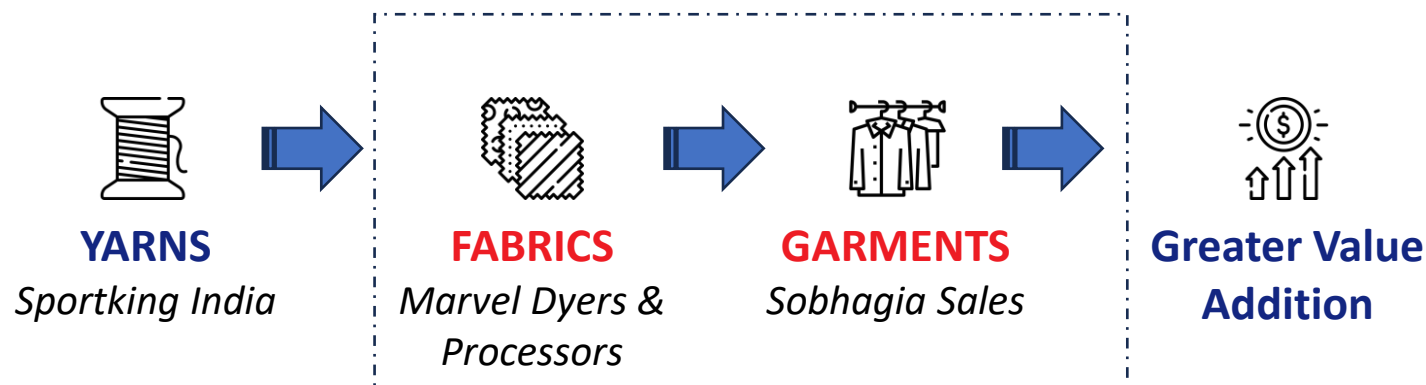
VERO MODA®



INDITEX



Setting Foundation For Forward Integration



- ❖ **In- principle approval of merger** of M/s Marvel Dyers and Processor Pvt Ltd and manufacturing facilities of M/s Sobhagia Sales Pvt Ltd with Sportking India Limited
- ❖ Marvel Dyers is engaged in the business of **Dyeing, Printing & Finishing of Fabrics**
- ❖ Sobhagia Sales is engaged in the business of **Manufacturing and Retailing of Readymade Garments**
- ❖ The proposed amalgamation will enable forward integration with manufacturing and selling of Processed/ Dyed knitted fabric and garments resulting into value addition as the company expands its operations higher up the textile product chain

Further Commitment to Sustainable Operations

- ❖ Proposed Investment of 26% of Equity Share Capital of M/s Evincea Renewable Seven Pvt. Ltd. a special purpose vehicle (SPV) for INR. 14.10 Crs
- ❖ The SPV will commission the Solar Power Plant with capacity of 40.3 MW for supply of power to Company's Bathinda and Ludhiana Unit for period of 25 years
- ❖ Schedule commencement of power supply period is tentatively 15 months, and company is expecting saving in power cost about 10-12%
- ❖ Have a fully operationalised Rooftop Solar Project of 25MW capacity for captive power consumption
- ❖ Company has long standing commitment towards sustainable operations and the proposed investment will further extend the same

BOARD OF DIRECTORS – Experience at Helm

Munish Avasthi Chairman & Managing Director

- Rich experience in Textile Industry from last 30 years.
- He has been also awarded First Generation Entrepreneur Award for Textile Mills by CAI in April 2018.
- Recently, he was also honoured with the achievement Award at the 46th Ludhiana Management Association Annual Award for his outstanding contribution to the textile sector.

Naresh Jain* Executive/Whole Time Director

- A graduate and has enormous experience in managing textile and garment business.
- He is associated with the Sportking Group since 1999
- With over more than 25 years of business leadership and expertise in fostering strong customer relationship, he has consistently driven success and innovation for the company.

Prashant Kochhar Non-Executive Independent Director

- A renowned Fellow Chartered Accountant and Senior Partner in Khattak Kochhar & Co
- He manages the client base comprising of corporate clients & specializes in the areas of International Consulting and Taxation (Oil & Gas), Service Tax and Corporate Finance

Sandeep Kapur Non-Executive Independent Director

- Professor of business management at Punjab Agricultural University, Ludhiana, India (PAU).
- He established Technology Marketing and IPR cell at PAU and designed various IPR related training courses. He has about 35 research papers to his credit in journals of national and international repute

Harpreet Kaur Kang Non-Executive Independent Director

- Completed Graduation in Advance Business Program in International Business and International Marketing from Harvard University, USA
- From the last 20 years she is working as a faculty member for MBA and BBA students teaching various subjects including International Business, Consumer Behaviour, etc.

Anjali Avasthi Non-Executive Non Independent Director

- A graduate and has over 15 years of experience as a Managing Garments Business.
- Her innovative leadership style has redefined industry standard. She plays a pivotal role in driving business transformation.
- She contribute significantly to the effective management and development of human resources.

Sandeep Sachdeva
Chief Financial Officer

- Sandeep Sachdeva is a Qualified Chartered Accountant & Company Secretary with experience of more than 22 years in accounting & finance, trading, banking industries covering, handling of Direct and Indirect taxation and various other matters
- He looks after overall works related to Finance, Finalization of company's Balance sheet, Direct/Indirect taxation, Exports & Imports, key business decisions, etc.

Shiv K. Sharma
President- Production

- Shiv K. Sharma is a B.Tech with an experience of over 37 years
- He look after the overall Project Implementation, Production, Development, and Maintenance of the company's Bathinda spinning unit

D. S. Yadav
President – Pers. & Admin.

- D. S. Yadav has a Master Degree with specialization in Labour Welfare & Personnel Management & Industrial Relation with an experience of over 33 years
- He is responsible for overall handling & controlling of Personnel, Industrial Relations, HRD, Labour Welfare & General Administration of the company Ludhiana Units

Rashim Jindal
President – Raw Material & Marketing

- Rashim Jindal is an MBA (Marketing) with over 28 years of experience
- He looks after overall Marketing with respect to both – Domestic & International markets
- Raw materials is also under his purview



The logos mentioned are the property of their respective owners and are used here for identification purpose only



Sector Outlook



India's textiles sector is at an inflection point

The sector can act fast and grab the huge opportunity opening up due to a change in global textile trade patterns. While the opportunity is huge, the government and the industry need to act in coordination, and fast, as the world will not wait.

Working population

Large working population is an asset for this industry
India has a large working population

India is emerging as a powerhouse in exports

Currently textile sector exports stand at \$34.43bn at the end of FY24, which is expected to breach \$100bn by the end of FY30.



Low-cost countries are a natural choice for textiles

Textiles manufacturing is labour and capital intensive, which is why its manufacturing base has shifted organically to developing and low-cost countries.

Developed countries such as the USA, Europe, Australia, and Japan are major importers of textiles, as they find this cheaper than producing them locally.

China +1 strategy

A lot of developed countries are moving their suppliers from China to other major textile countries, India being the second largest cotton producer, is going to have a massive opportunity from this strategy utilized by developed countries like USA and EU.

Free Trade Agreements

- FTAs signed between India and UAE, ECTA signed between India and Australia
- The India-UK FTA, is expected to significantly boost India's textile sector by granting duty-free access to 99% of Indian exports to the UK



PM Mitra Yojana

- Government is planning to set up 12 new industrial parks and 5-6 mega textile parks.
- Approval seven mega textiles and apparel parks under “PM-Mitra” with capital support of Rs 44.4bn over five years from the central and state governments



Remission of duties & taxes on Exports

- Government has approved continuation of RoSCTL with the same rates till 31st March 2026



Budgetary Support

- In the interim budget 2024, government allocated ₹4,392.85 crore to the textile industry.
- ₹600 crore was dedicated for the procurement of cotton by Cotton Corporation of India (CCI)



Textile Cluster Development Scheme (TCDS)

- The Indian Textile Ministry is implementing the Textile Cluster Development Scheme (TCDS) from 2021-22 to 2025-26 with a view to create an integrated workspace and linkages-based ecosystem for existing and potential textile units



PLI Schemes

- Government announced PLI Scheme with a budgetary outlay of ₹106.83 billion for the period of FY25-26 to FY29-30 for Textile Industry.
- Recently, government has announced the addition of Medical/Hygiene Textiles as well as Technical Textiles Products in its PLI Scheme.



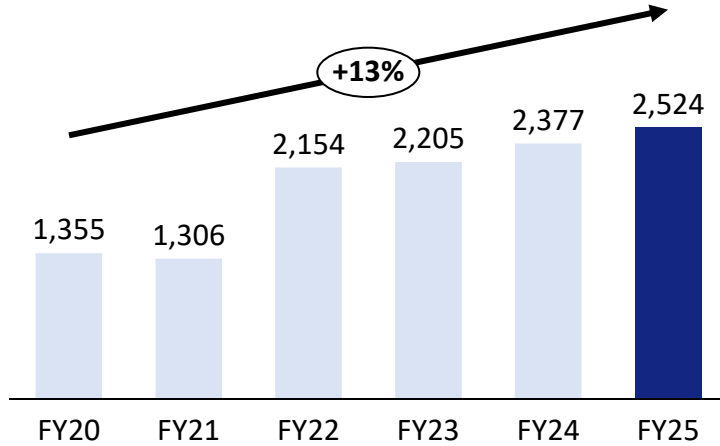
Sportking

Annexure

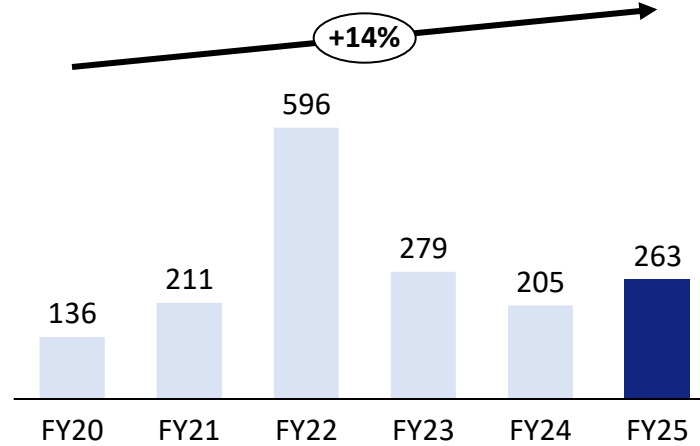


HISTORICAL FINANCIAL CHARTS

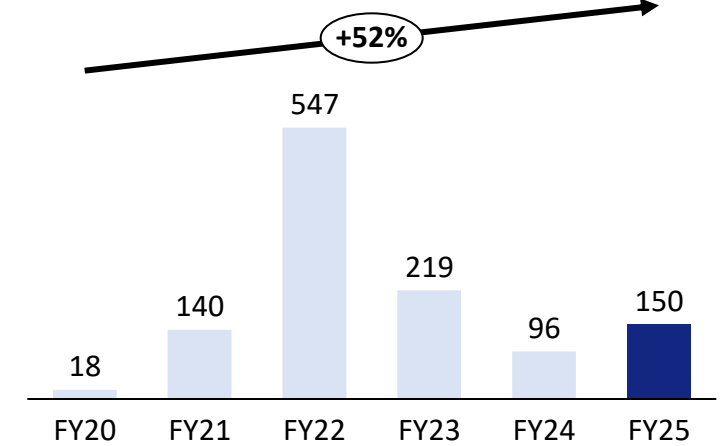
Revenue from Operations (₹ in Crs)



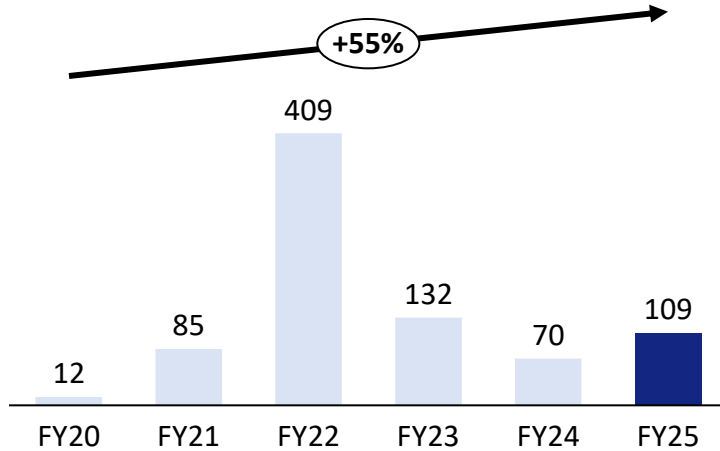
EBITDA (₹ in Crs)



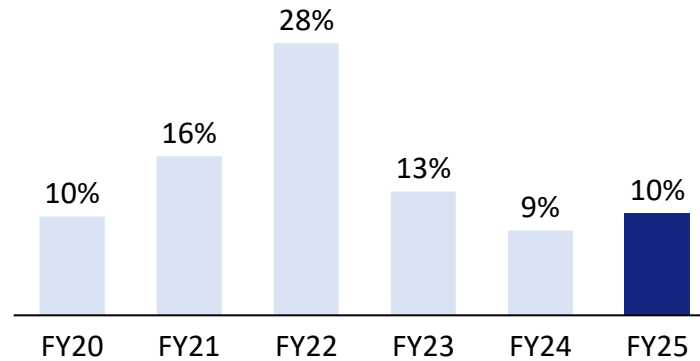
PBT (₹ in Crs)



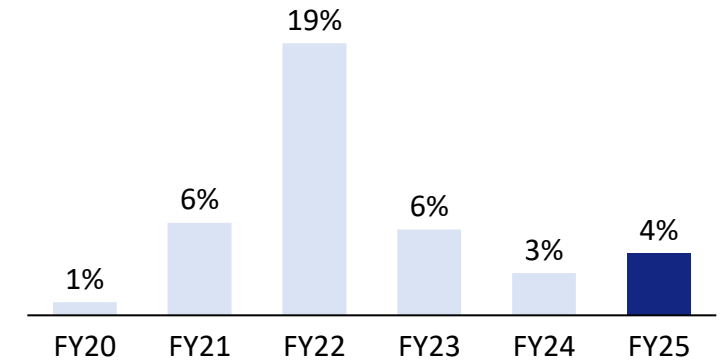
PAT (₹ in Crs)



EBITDA %

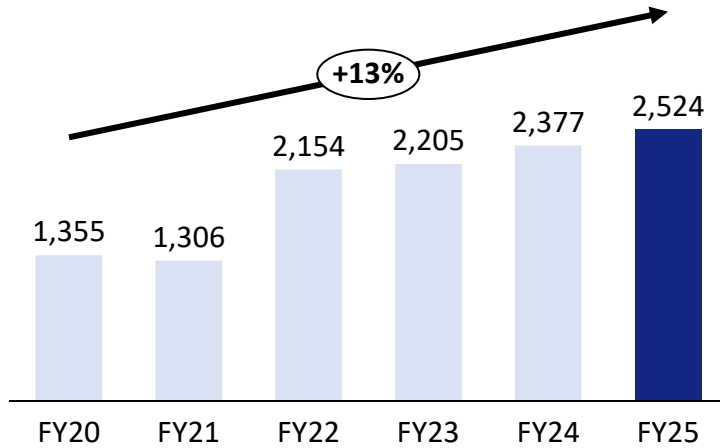


PAT %

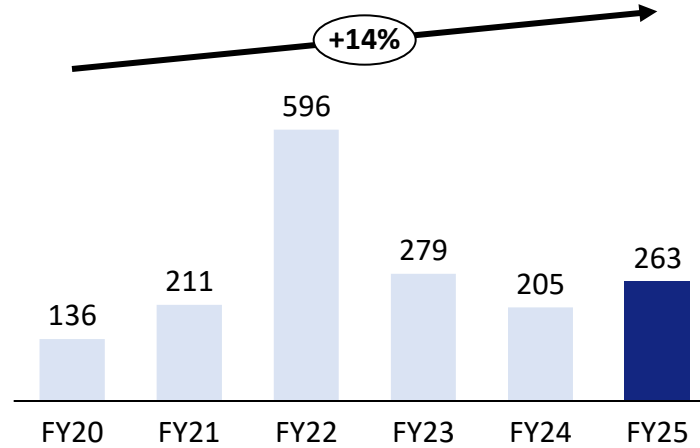


HISTORICAL FINANCIAL CHARTS

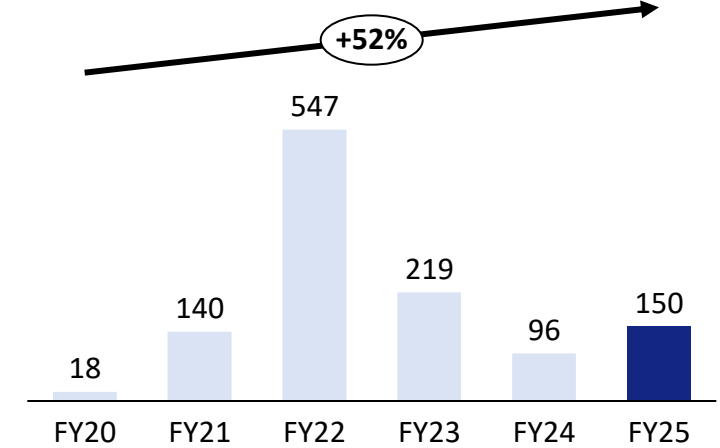
Revenue from Operations (₹ in Crs)



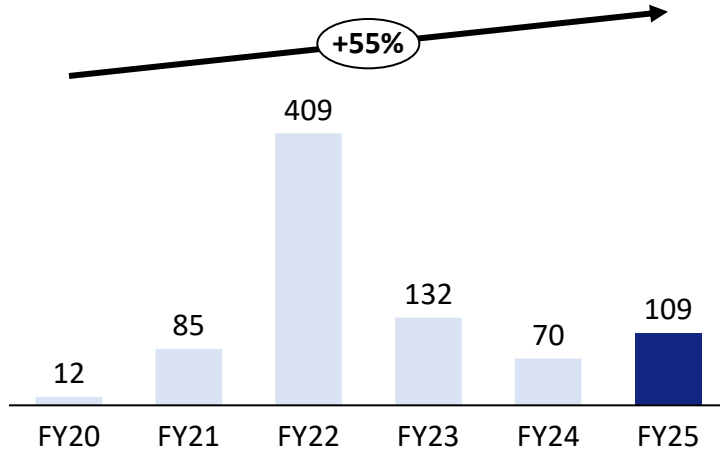
EBITDA (₹ in Crs)



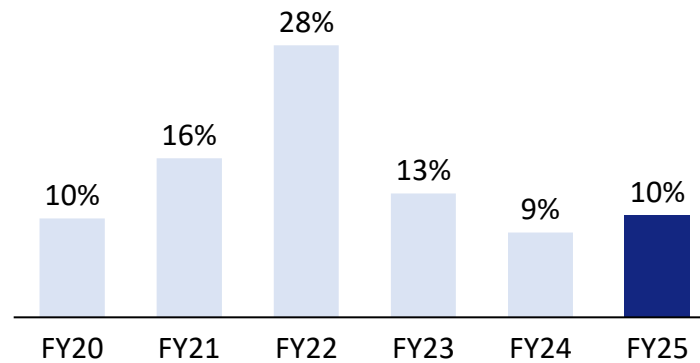
PBT (₹ in Crs)



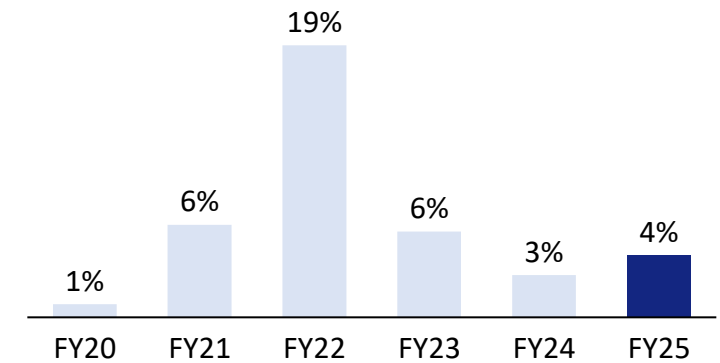
PAT (₹ in Crs)



EBITDA %



PAT %



HISTORICAL PROFIT & LOSS STATEMENT

Profit & Loss statement (₹ in Crs)	Mar'25	Mar'24	Mar'23	Mar'22	Mar'21	Mar'20
Revenue from Operation	2524	2377	2,205	2,154	1,306	1,355
Raw Material Cost	1758	1703	1,558	1,181	785	901
Purchase of Finished goods	1	1	1	0	0	1
(Increase) / Decrease In Stocks	1	1	-15	-14	10	7
Power Cost	155	155	119	120	112	113
Gross Margin	609	517	542	867	399	334
Gross Margin %	24%	22%	25%	40%	31%	25%
Employee Cost	143	139	116	105	87	97
Other Expenses	203	173	147	166	103	100
EBITDA	263	205	279	596	209	136
EBITDA %	10%	9%	13%	28%	16%	10%
Depreciation and Amortisation Expense	90	86	48	44	52	63
Finance Costs	50	59	23	29	36	58
Other Income	27	36	12	24	19	3
PBT	150	96	219	547	140	18
PBT Margin %	6%	4%	10%	25%	11%	1%
Exceptional Items	0	0	30	-	22	-
Tax	41	26	58	138	33	6
PAT	109	70	132	409	85	12
PAT Margin %	4%	3%	6%	19%	7%	1%
Earnings per share (EPS) (Rs.)	8.6	5.5	9.9	30.8	6.3	0.9

Thank You



Sportking India Limited

CIN: L17122PB1989PLC053162

Mr. Lovlesh Verma
01612845456
cs@sportking.co.in
www.sportking.co.in



Mr. Devansh Dedhia
+91 9930147479
Devansh.dedhia@in.mpms.mufg.com

Mr. Irfan Raeen
+91 9773778669
Irfan.Raeen@in.mpms.mufg.com

Meeting Request

Link

