



where **Passion**
meets **Performance**

www.pclindia.in
info@pclindia.in
+91 217 2357645
+91 9168646531/32/33
L24231PN1992PLC067126

PCL/SEC/25-26/33

August 25, 2025

To, National Stock Exchange of India Limited, "Exchange Plaza" 5 th Floor, Plot No. C-1, G Block, Bandra Kurla Complex, Bandra (East), Mumbai – 400051 NSE Scrip Code - PRECAM	To, BSE Limited, Phiroze Jeejeebhoy Towers, Dalal Street, Mumbai - 400001 BSE Scrip Code – 539636
---	--

Subject: Submission of Investor Presentation for Quarter ended June 30, 2025

Dear Sir/Madam,

Pursuant to Clause 15 of Schedule III, Part A, Para A read with Regulation 30 (2) of Securities and Exchange Board of India (Listing Obligations and Disclosure Requirements) Regulations, 2015, we are submitting the Investor Presentation for the Quarter ended June 30, 2025, as enclosed below.

You are requested to take the same on record.

Thanking You.

For **Precision Camshafts Limited**

Harshal J Kher

Company Secretary and Compliance Officer

Membership No: [A69147](#)

Encl: A/a

Precision Camshafts Limited

📍 Solapur : D5 MIDC, Chincholi, Solapur, India – 413255

📍 Solapur : E102 MIDC, Akkalkot Road, Solapur, India – 413006

📍 Pune : 3rd Floor, "Kohinoor B Zone Baner", Mumbai – Bangalore Highway, Baner, Pune – 411045



where **Passion**
meets **Performance**

Investor Presentation – Q1 FY26



One stop solution for niche machined components including Camshafts, Balancer Shafts and Injectors

Publicly listed company with strong financial position

Strong & experienced management team and board with long term strategic vision



Complete integrated electric drivelines and power solutions for heavy equipment

Global benchmark in quality with state of the art manufacturing footprint

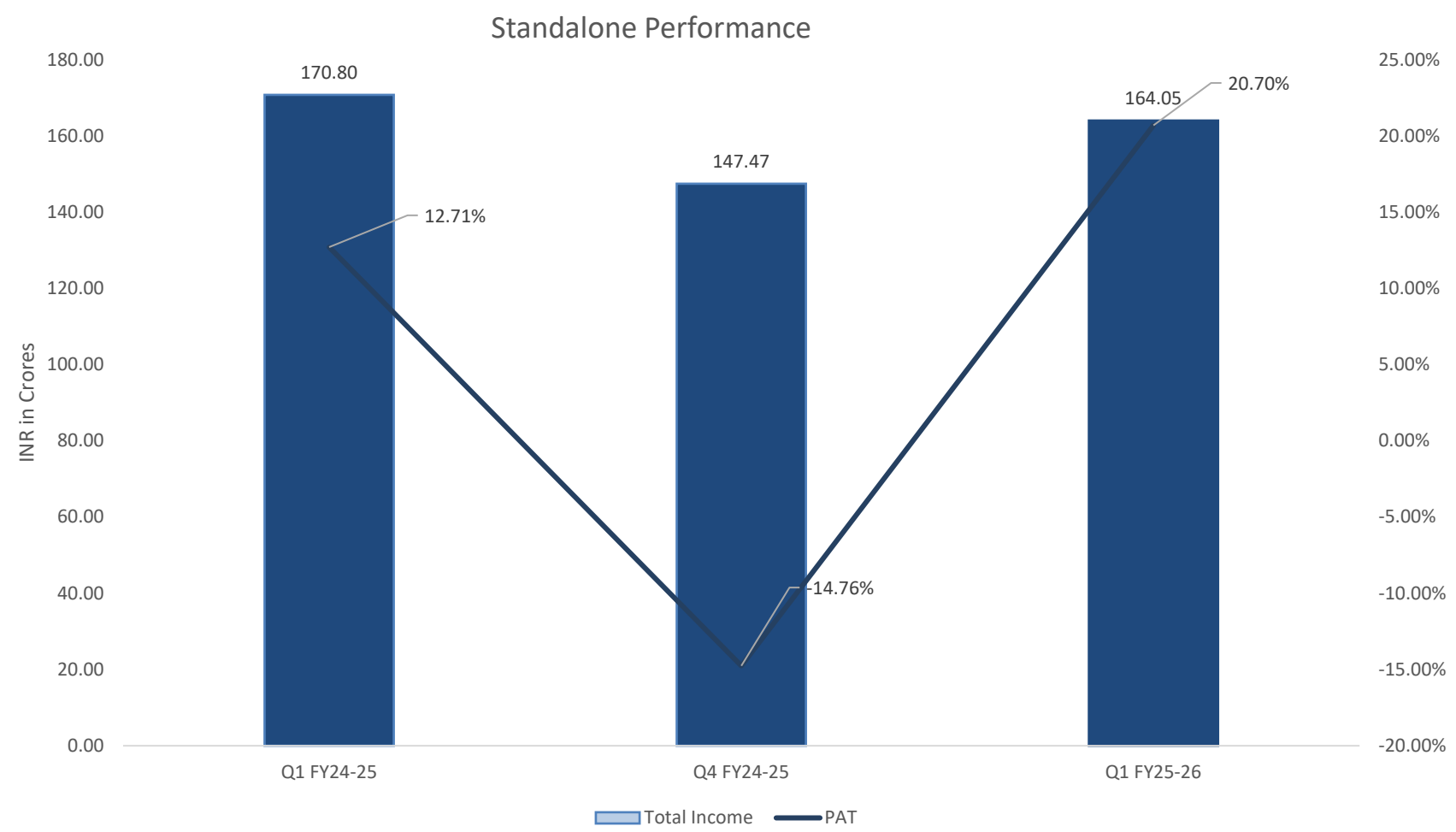
Leading supplier partner to marquee global OEMs

Global manufacturing footprint

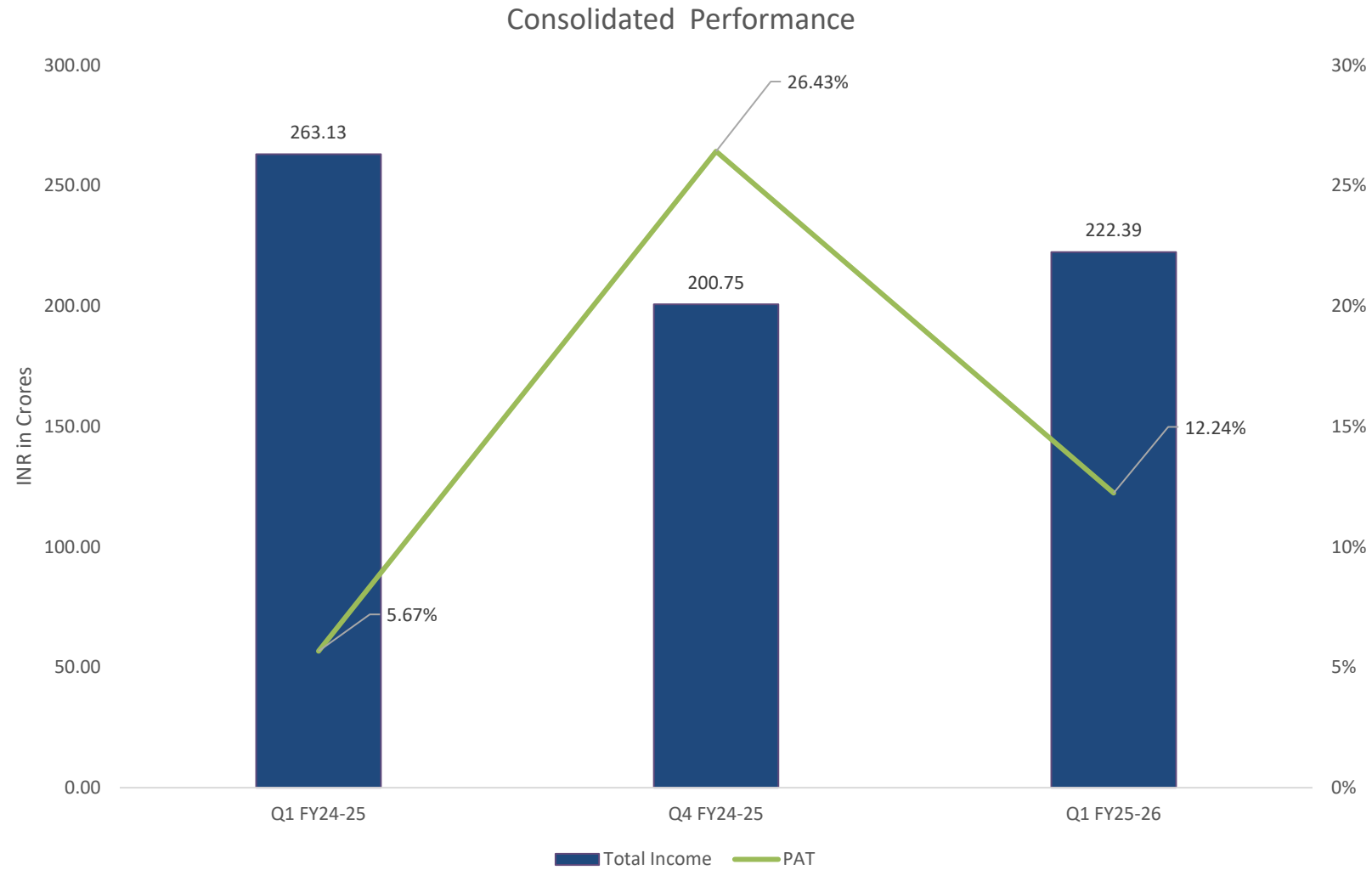
Precision Group – Global Footprint



Financial Performance – Standalone Q1 FY26

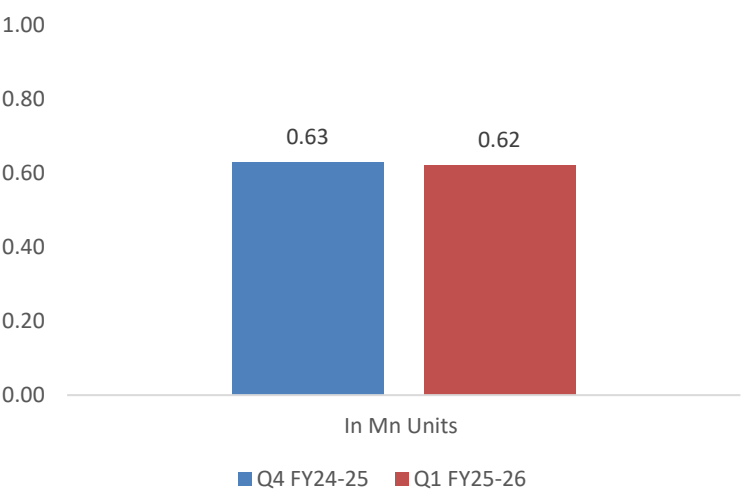


Financial Performance– Consolidated Q1 FY26

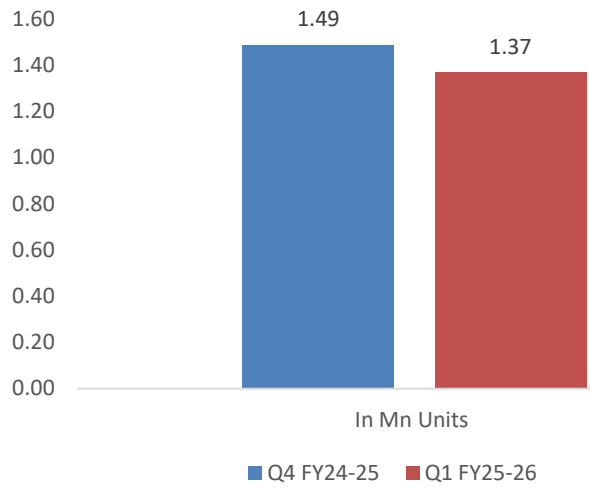


Machined Camshafts vs Camshafts Casting – Q4FY25 vs Q1FY26

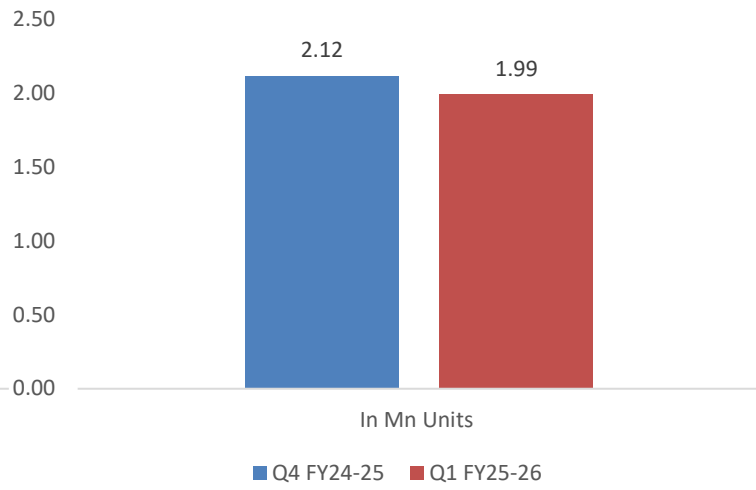
Machine Camshafts Volumes



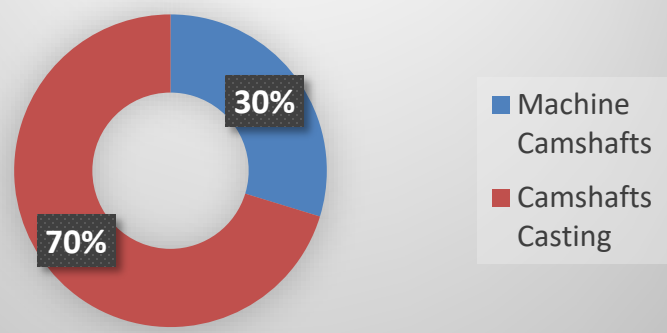
Camshafts Casting Volumes



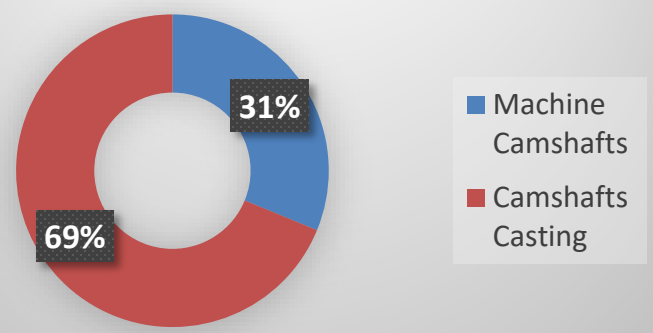
Total Camshafts Volumes

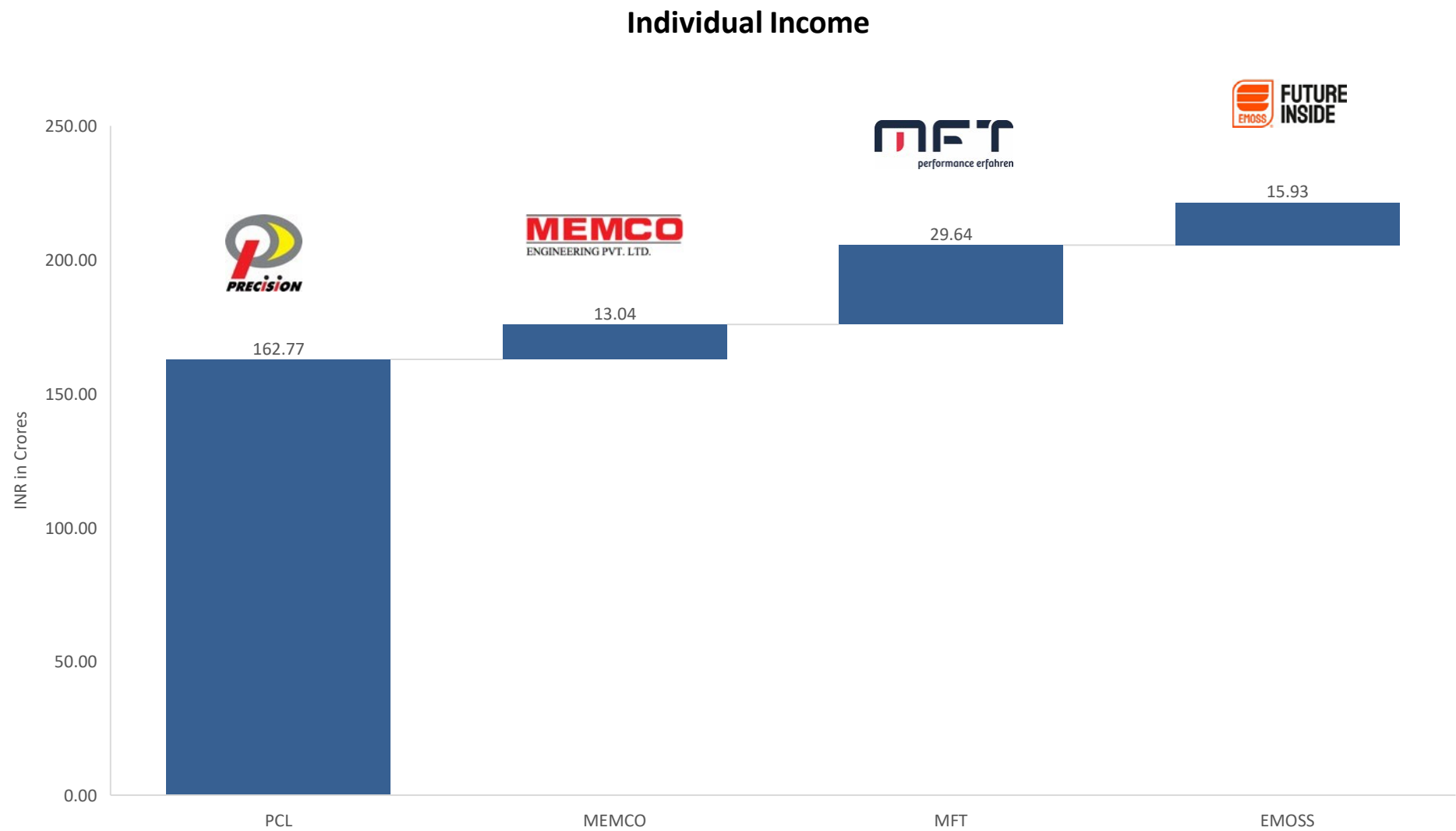


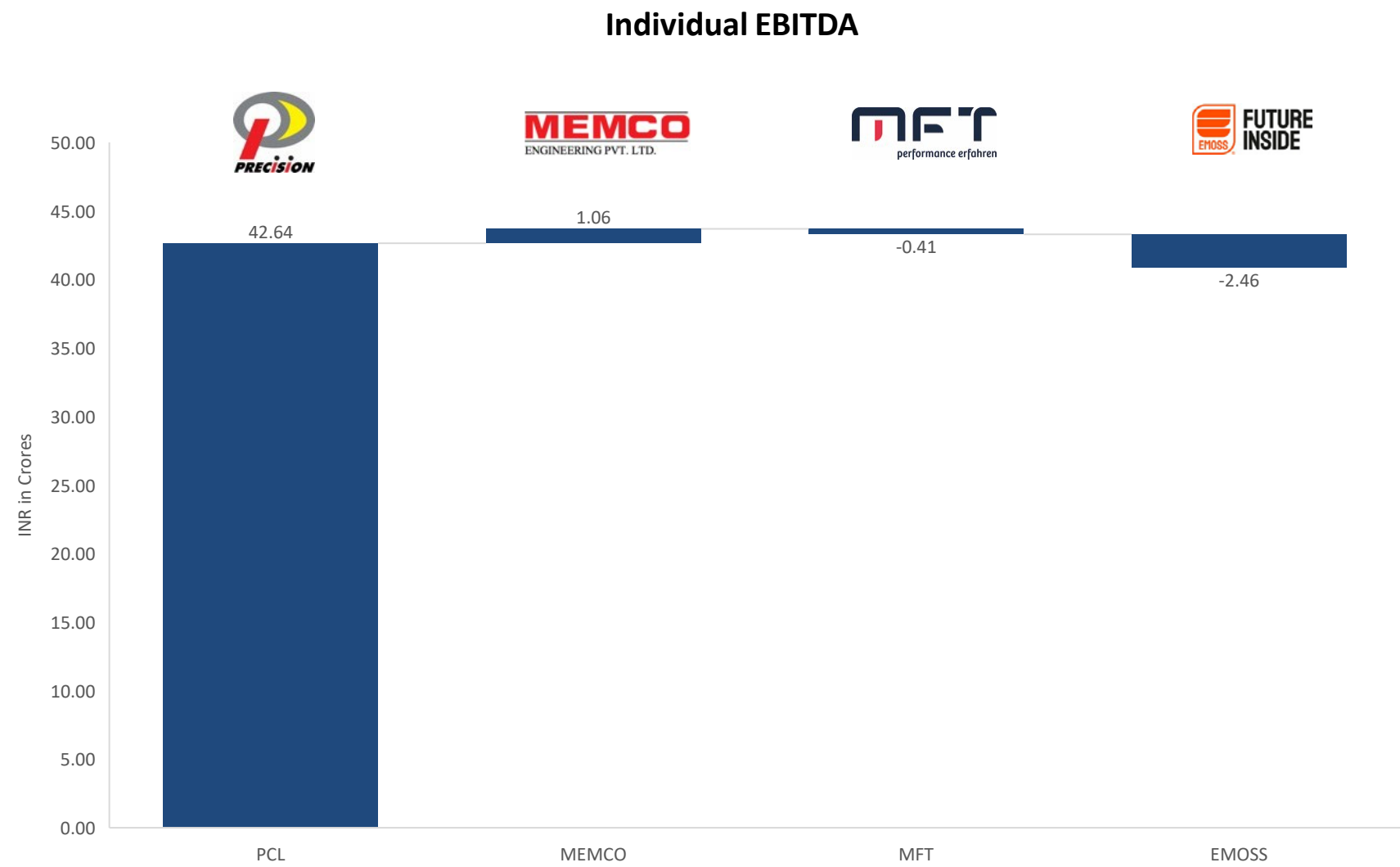
Volume Contribution Q4 FY25



Volume Contribution Q1 FY26







Disclaimer

Certain statements and opinions with respect to the anticipated future performance of the company in the presentation (“forward - looking statements”), which reflect various assumptions concerning the strategies, objectives and anticipated results may or may not prove to be correct. Such forward -looking statements involve a number of risks, uncertainties and assumptions which could cause actual results or events to differ materially from those expressed or implied by the forward - looking statements. These include, among other factors, changes in economic, political, regulatory, business or other market conditions. Such forward - looking statements only speak as at the date the presentation is provided to the recipient and the company is not under any obligation to update or revise such forward -looking statements to reflect new events or circumstances. No representation or warranty (whether express or implied) is given in respect of any information in this presentation or that this presentation is suitable for the recipient’s purposes. The delivery of this presentation does not imply that the information herein is correct as at any time subsequent to the date hereof and the company has no obligation whatsoever to update any of the information or the conclusions contained herein or to correct any inaccuracies which may become apparent subsequent to the date hereof

THANK YOU