

Ref No. 3216/25

5 August 2025

The Department of Corporate Services
BSE Limited
P. J. Towers, Dalal Street, Fort,
Mumbai 400001
(Scrip code : 500245)

Dear Sir / Madam,

Subject : Presentation for the conference call

Pursuant to Regulation 30 of the SEBI (Listing Obligations and Disclosure Requirements) Regulations, 2015 and in continuation of earlier communication vide letter 3211/25 dated 30 July 2025; this is to inform that the presentation to be discussed at the conference call has been enclosed herewith and also uploaded at the website of the Company viz. www.kirloskarferrous.com

You are requested to take the same on record.

Thanking you,

Yours faithfully,
For Kirloskar Ferrous Industries Limited

Mayuresh Gharpure
Company Secretary

Encl : a/a

Presentation for Q1 FY 26 Investors Call 5 August 2025



Disclaimer

This presentation has been prepared solely for use at the investor/analyst presentation. By attending the meeting where this presentation is made, or by reading the presentation slides, you agree to be bound by the following limitations:

Statements in this presentation, particularly those which relate to management's views and analysis, describing the Company's objectives, projections, estimates and expectations may constitute "forward looking statements" within the meaning of applicable laws and regulations. Actual results may differ materially from those anticipated in the forward-looking statements. The company assumes no obligation to update forward-looking statements to reflect actual results, changed assumptions or other factors.



Business Updates



Financial Highlights



Other Updates

Business Updates

Macro Environment

- Steady recovery in steel and tubes business
- Margins remain under pressure for Pig Iron and Steel business
- Good demand from tractor sector

Business Operations

- Scheme of arrangement and merger by absorption of Oliver engineering Pvt Limited and Adicca energy Solutions Pvt limited (Wholly owned subsidiaries) with KFIL proposed
- Emerged as preferred bidder in electronic auction of Iron ore mine (Jambunatha, Karnataka)



Business Updates



Financial Highlights

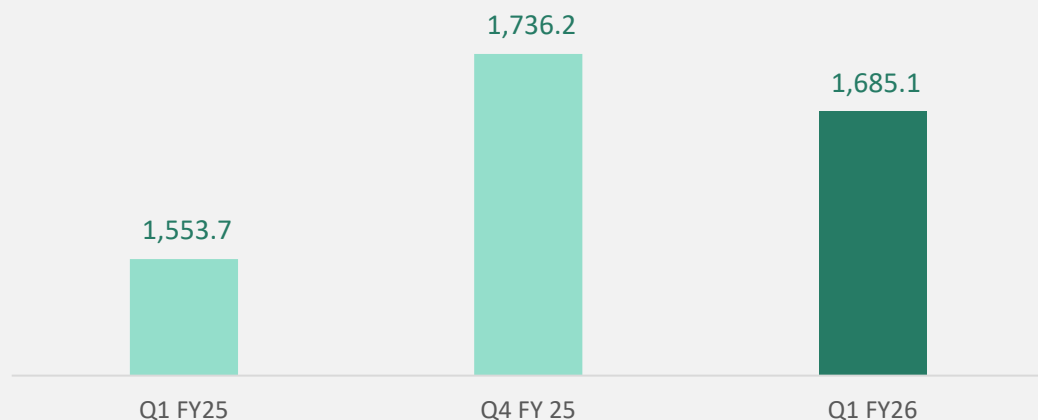


Other Updates

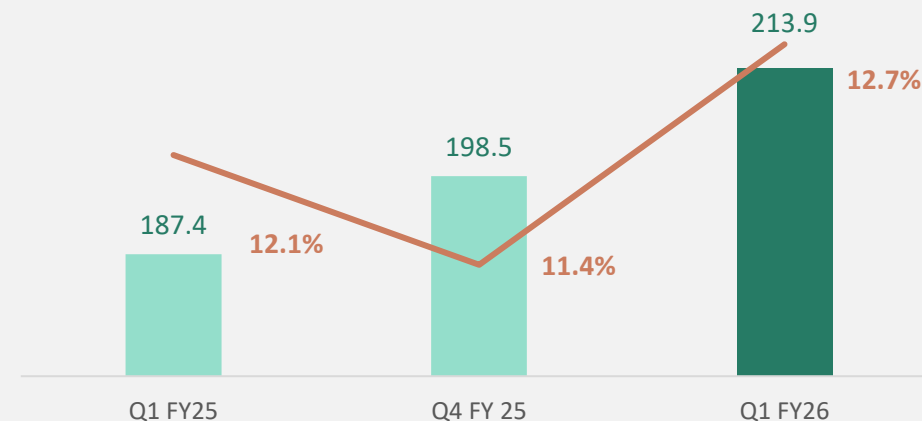
P&L Highlights – Standalone Quarterly

All amounts in INR Crores.

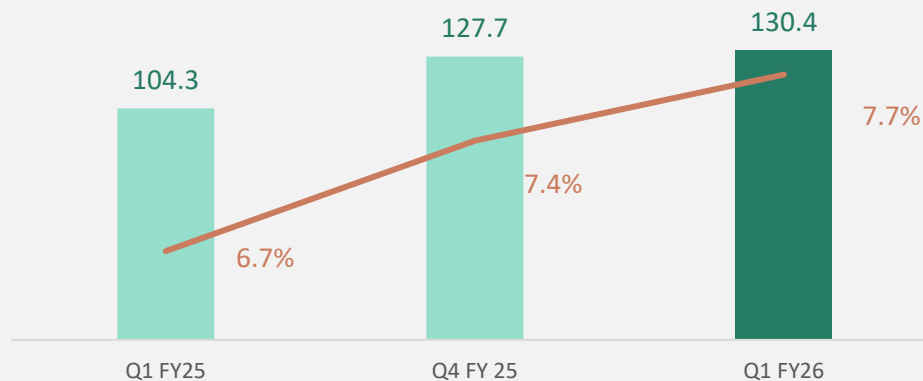
REVENUE



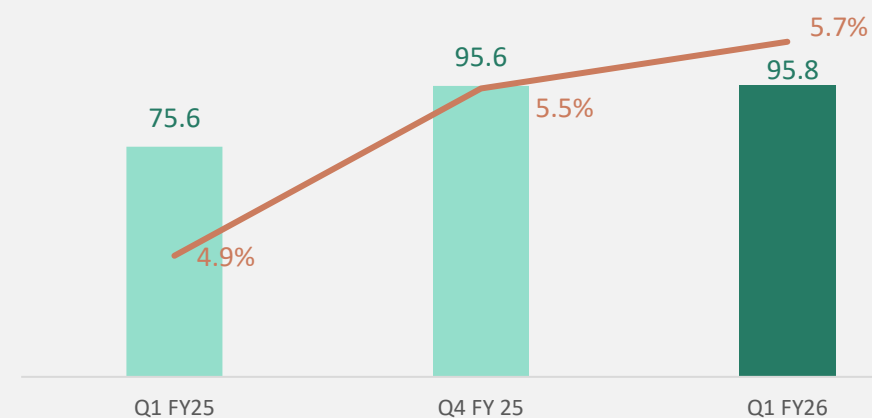
EBITDA# & % TO SALE



PBT* & % TO SALE



PAT & % TO SALE

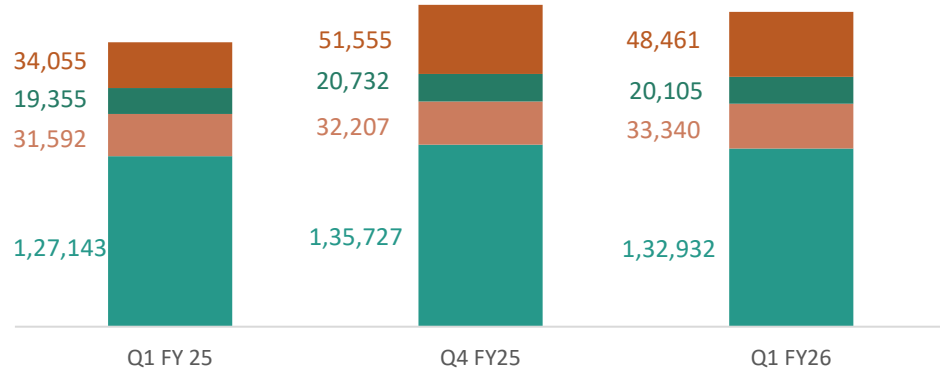


EBITDA excluding Other Income and Exceptional Item

*PBT before exceptional items.

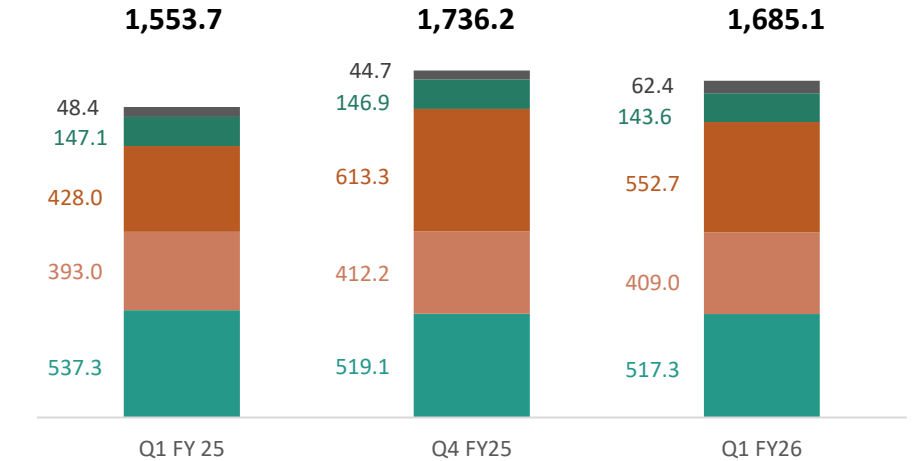
Volume and Sales Update - Standalone Quarterly

SALES VOLUME (MT)



Sales Volume	Pig Iron	Casting	Steel	Tubes
Q-o-Q	-2%	4%	-3%	-6%
Y-o-Y	5%	6%	4%	42%

SALES (INR Crore)



Sales	Pig Iron	Casting	Steel	Tubes
Q-o-Q	0%	-1%	-2%	-10%
Y-o-Y	-4%	4%	-2%	29%

REALISATIONS

INR per MT	Q1 FY 25	Q4 FY25	Q1 FY26
Pig Iron	42,258	38,247	38,915
Casting	1,24,398	1,27,995	1,22,682
Tubes	1,25,670	1,18,957	1,14,057
Steel	76,001	70,841	71,435

P&L Standalone

Particulars	Quarter ended		Year ended	
	30-Jun-25	31-Mar-25	30-Jun-24	31-Mar-25
	Unaudited	Audited	Unaudited	Audited
Revenue from Operations	1,685.1	1,736.2	1,553.7	6,566.3
Other Income	12.5	28.1	8.0	62.3
Total income (1+2)	1,697.5	1,764.3	1,561.7	6,628.6
Expenses				
(a) Cost of Materials consumed	955.5	917.1	921.1	3,782.2
(b) Purchase of stock-in-trade	-	-	-	-
(c) Changes in inventories of finished goods, Stock-in-Trade and work-in-progress	36.2	111.8	(40.6)	(48.9)
(d) Employee benefits expense	86.3	78.8	87.7	352.4
(e) Finance costs	34.0	35.4	33.3	144.4
(f) Depreciation and amortisation	62.0	63.6	57.8	243.7
(g) Other expenses	393.1	429.9	398.1	1,722.7
Total Expenses	1,567.1	1,636.6	1,457.4	6,196.5
Exceptional Items	-	-	-	-
Profit Before tax before exceptional items	130.4	127.7	104.3	432.1
Profit After tax	95.8	95.6	75.6	317.3
EBITDA (excluding other income & Exceptional item)	213.9	198.5	187.4	757.9

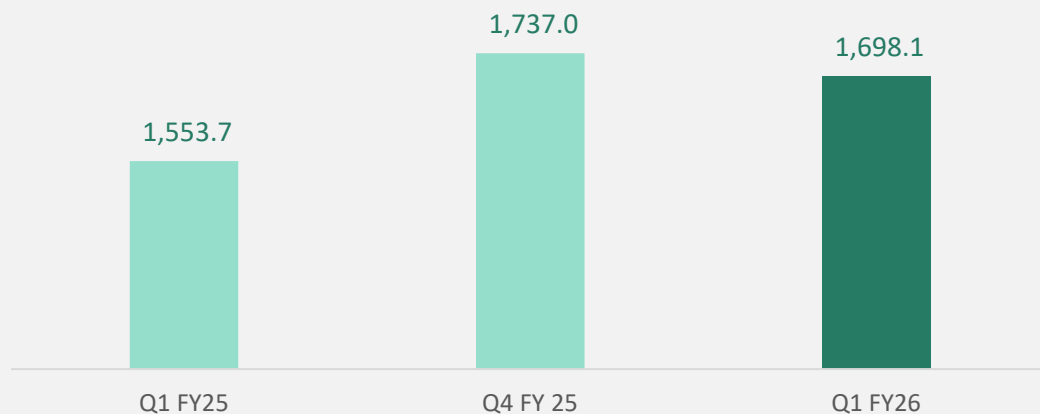
Key Ratios standalone

Particulars	Quarter Ended			Year Ended
	30 June 2025	31 March 2025	30 June 2024	31 March 2025
Material Costs	58.9%	59.3%	56.7%	56.9%
Power Costs	6.1%	6.7%	8.9%	8.0%
Employee Benefit Expenses	5.1%	4.5%	5.6%	5.4%
Finance Costs	2.0%	2.0%	2.1%	2.2%
PBT (before exceptional items)	7.7%	7.4%	6.7%	6.6%
PAT	5.7%	5.5%	4.9%	4.8%
EBITDA (excluding other income & Exceptional item)	12.7%	11.4%	12.1%	11.5%

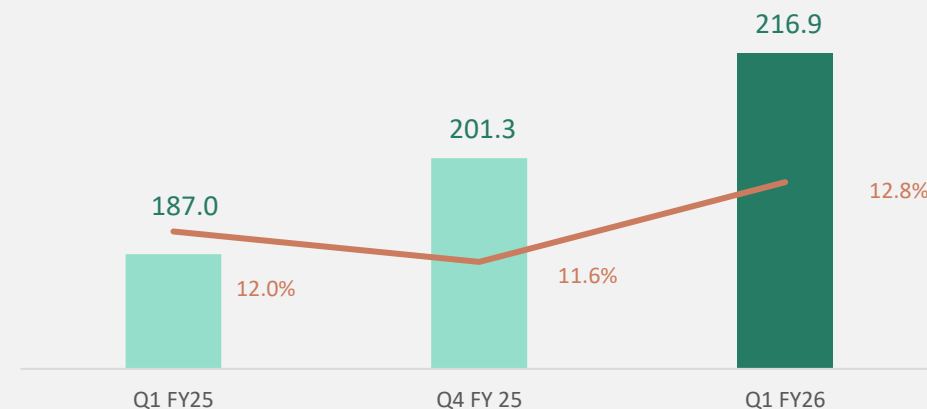
P&L Highlights – Consolidated Quarterly

All amounts in INR Crores.

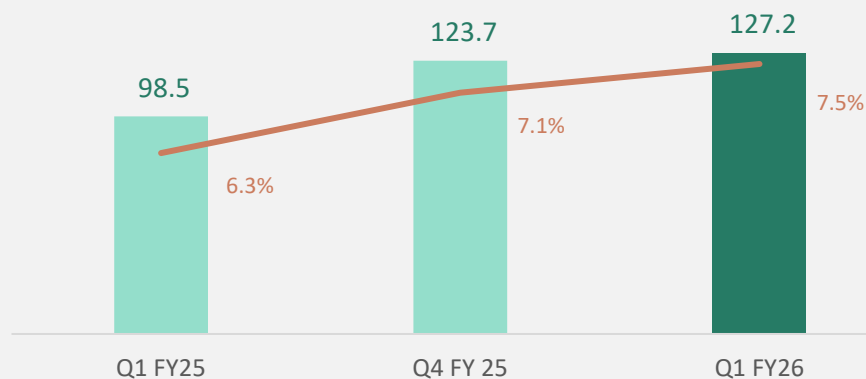
REVENUE



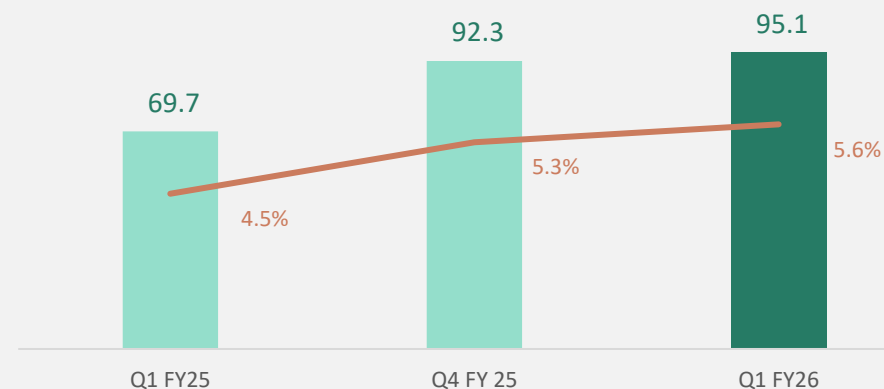
EBITDA# & % TO SALE



PBT* & % TO SALE



PAT & % TO SALE



EBITDA excluding Other Income and Exceptional Item

*PBT before exceptional items.

P&L Consolidated

All amounts in INR Crores.

Particulars	Quarter ended			Year ended
	30-Jun-25	31-Mar-25	30-Jun-24	31-Mar-25
	Unaudited	Audited	Unaudited	Audited
Revenue from Operations	1,698.1	1,737.0	1,553.7	6,564.2
Other Income	8.5	24.4	5.5	52.6
Total income (1+2)	1,706.6	1,761.3	1,559.2	6,616.8
Expenses				
(a) Cost of Materials consumed	962.0	917.9	921.0	3,780.2
(b) Purchase of stock-in-trade	-	-	-	-
(c) Changes in inventories of finished goods, Stock-in - Trade and work-in-progress	32.3	111.8	(40.6)	(48.9)
(d) Employee benefits expense	87.1	79.2	87.7	352.8
(e) Finance costs	34.0	35.4	33.3	144.4
(f) Depreciation and amortisation	64.1	66.6	60.8	255.8
(g) Other expenses	399.9	426.8	398.5	1,724.1
Total Expenses	1,579.3	1,637.7	1,460.7	6,208.3
Exceptional Items	2.5	-	-	-
Profit Before tax (before exceptional items)	127.2	123.7	98.5	408.5
Profit After tax	95.1	92.3	69.7	294.0
EBITDA (excluding other income & Exceptional item)	216.9	201.3	187.0	756.2



Business Updates



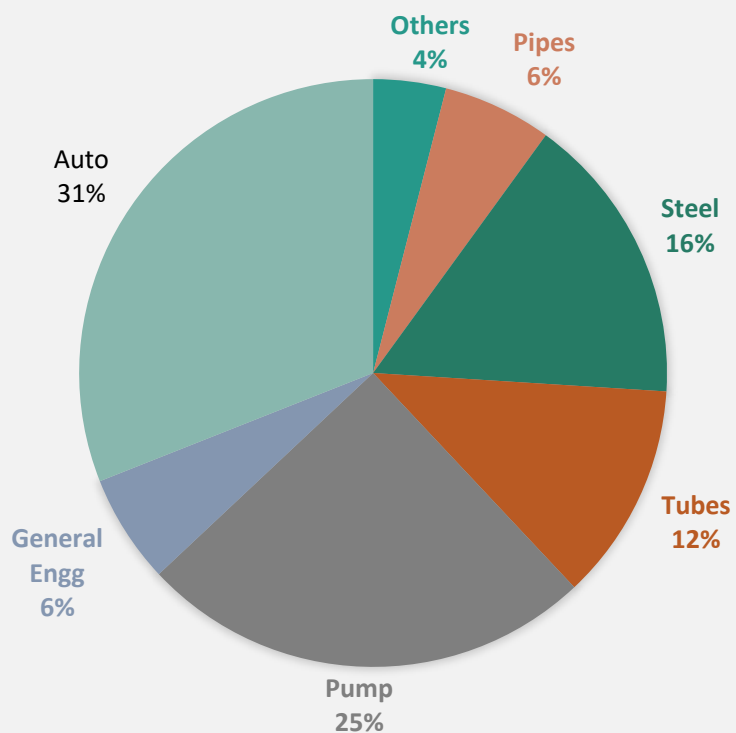
Financial Highlights



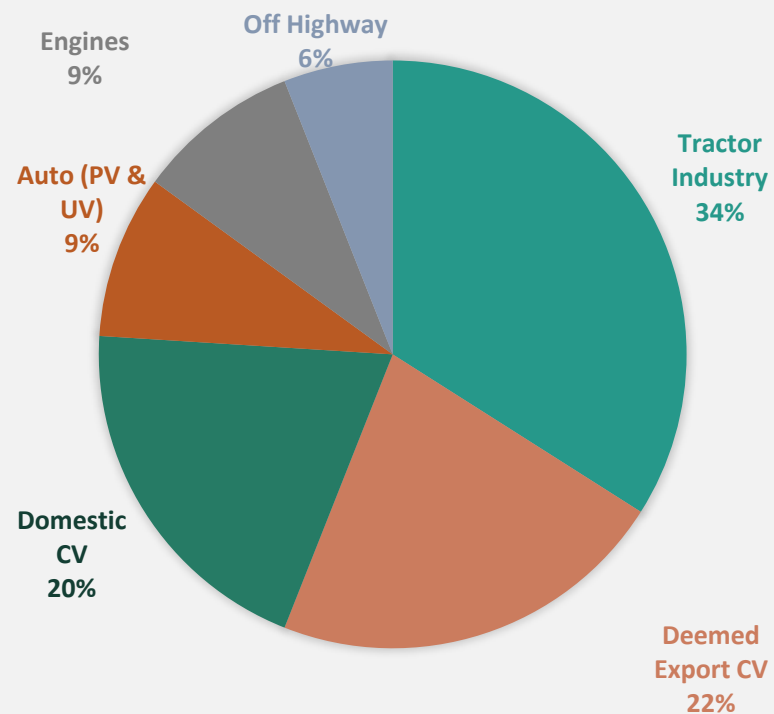
Other Updates

End User Profile

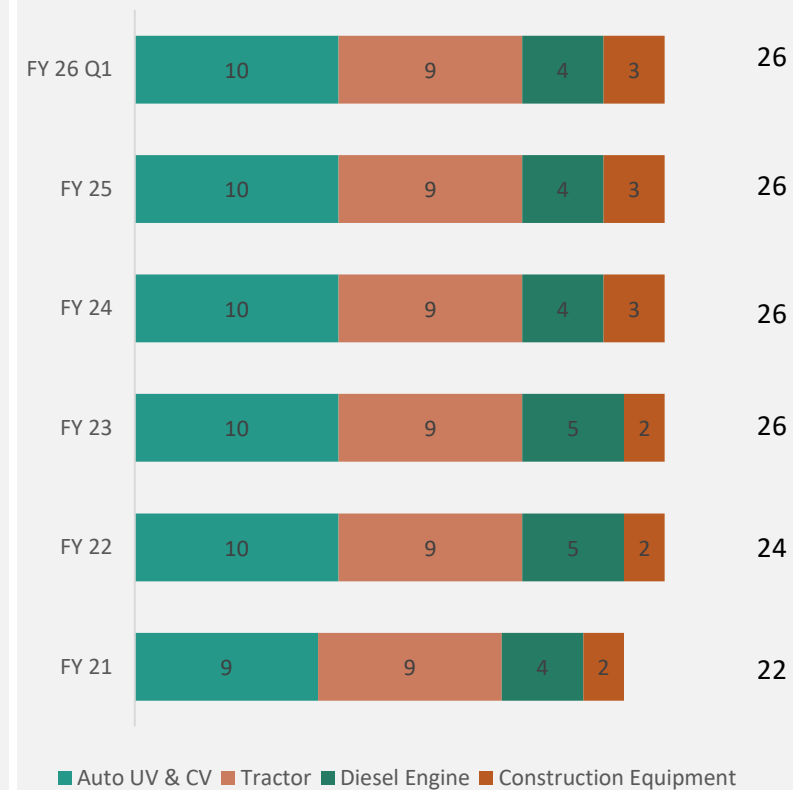
Pig Iron



Castings



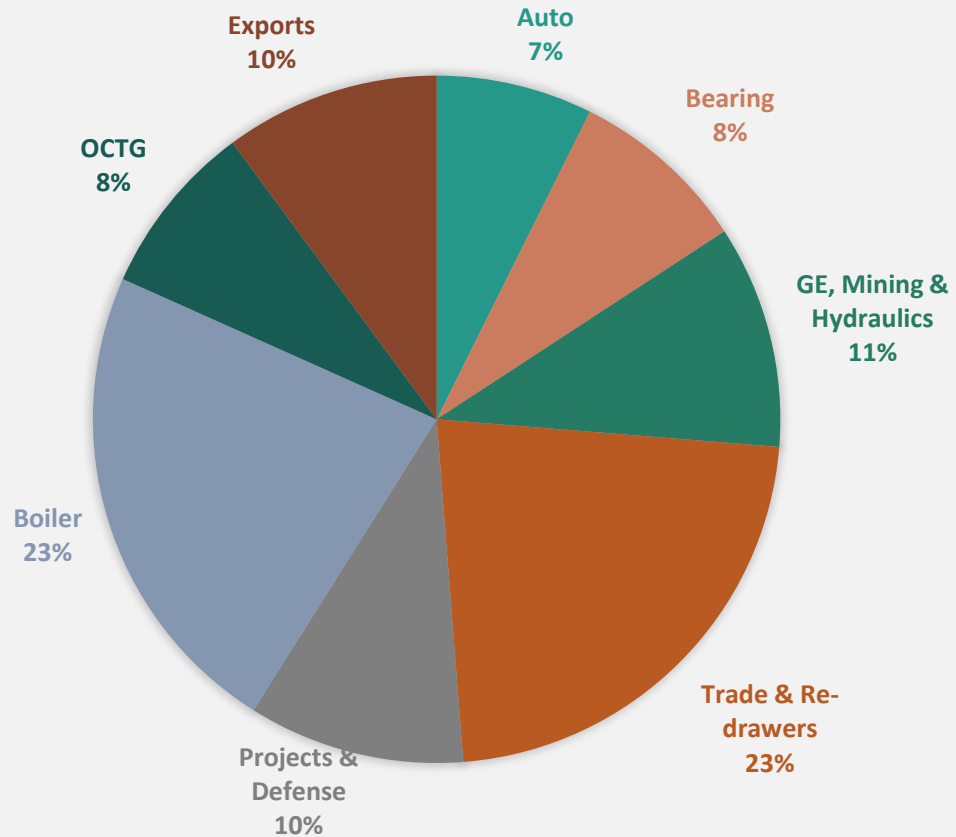
Castings Customer Base



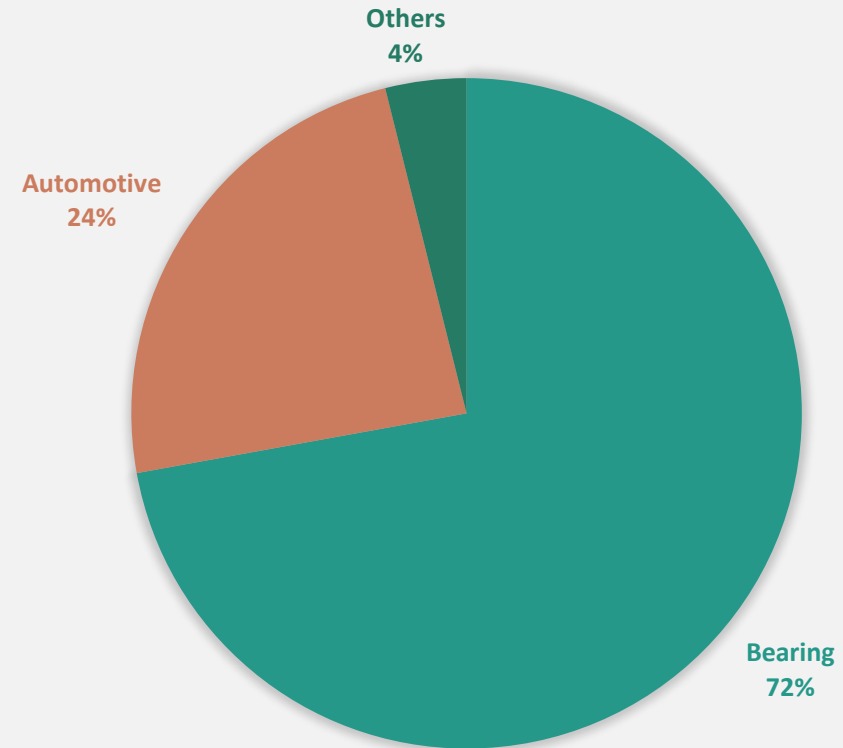
Updates- Q1 FY 26

End User Profile

Tubes



Steel



Updates- Q1 FY 26

Key Project Updates

Sr. No	Project		Key Objective		Projected timeline for completion
1	Coke Bunker Heating with flue gases-at Koppal Plant	➤	To remove the moisture in the coke to reduce the coke consumption	➤	QIII 2025-26
2	Iron Ore fines screening system	➤	Recovery of Nut Iron ore	➤	QIII 2025-26
3	Coke Bunker Heating with flue gases-at Hiriyur Plant	➤	To remove the moisture in the coke to reduce the coke consumption	➤	QIV 2025-26
4	Rotary cleaning drum for R&R Cleaning	➤	Reduction in slag generation and power consumption	➤	QII 2025-26
5	New Foundry Line at Solapur - Phase II	➤	High pressure module; for auto sector opportunity	➤	QII 2025-26
6	Wind mill Phase 1- 12.6 MW	➤	Power cost Reduction and achieving green power	➤	QIV 2025-26
7	SOLAR PROJECT - 30 MW	➤	Power cost Reduction and achieving green power	➤	QIV 2025-26

Updates- Q1 FY 26

limitless

Kirloskar Ferrous Industries Limited
A Kirloskar Group Company

kirloskar
Ferrous

Thank You

KFIL Company Secretary:

Mr. Mayuresh Gharpure

Tel: (020) 69065040

Email: kfilinvestor@kirloskar.com

Group Investor Relations:

Ms. Mayura Bhusari

Tel: (020) 67060374

Email: mayura.bhusari@kirloskar.com

