



**ROAD TO  
GROWTH**


## Forward-looking information

In this Annual Report we have disclosed forward-looking information to enable investors to comprehend our prospects and take informed investment decisions. This report and other statements - written and oral - that we periodically make contain forward-looking statements that set out anticipated results based on the management's plans and assumptions. We have tried wherever possible to identify such statements by using words such as 'anticipates', 'estimates', 'expects', 'projects', 'intends', 'plans', 'believes', and words of similar substance in connection with any discussion of future performance.


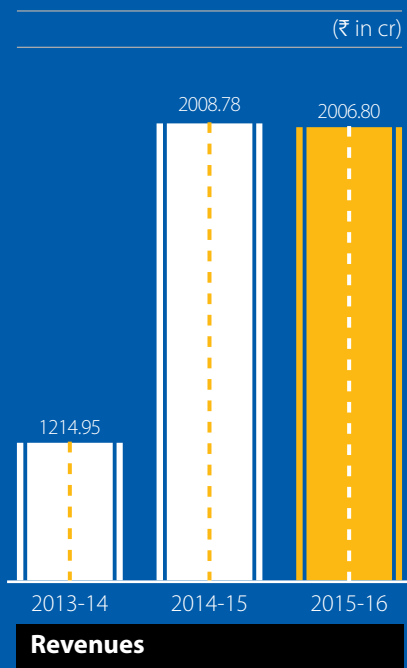
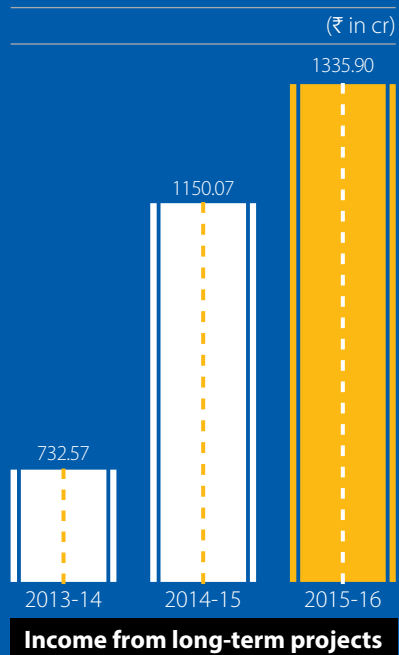
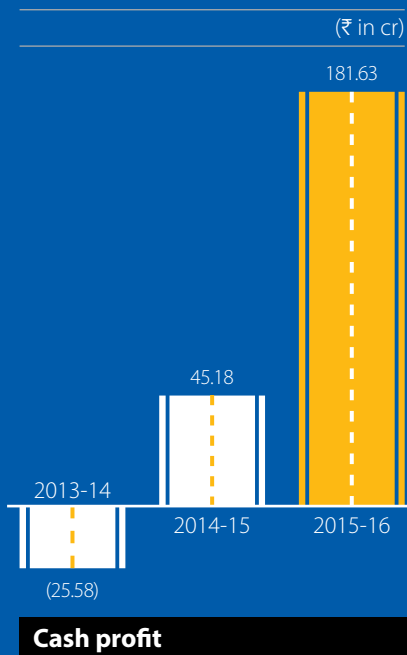
We cannot guarantee that these forward looking statements will be realised, although we believe we have been prudent in our assumptions. The achievement of results is subject to risks, uncertainties and even inaccurate assumptions. Should known or unknown risks or uncertainties materialise, or should underlying assumptions prove inaccurate, actual results could vary materially from those anticipated, estimated or projected. Readers should bear this in mind. We undertake no obligation to publicly update any forward-looking statements, whether as a result of new information, future events or otherwise.

## Contents

<b>05</b> About the Company & Profile	<b>52</b> Management Discussion & Analysis	<b>58</b> Directors' Report	<b>79</b> Corporate Governance Report
<b>91</b> Standalone Auditors Report	<b>96</b> Balance Sheet	<b>97</b> Profit and Loss Statement	<b>98</b> Cash Flow Statement
<b>138</b> Consolidated Auditors Report	<b>142</b> Consolidated Balance Sheet	<b>143</b> Consolidated Profit and Loss Statement	<b>144</b> Consolidated Cash Flow Statement



# The Growth Story








# Accelerating Growth Catalyzing Latent Potential





India built only 100,087 kms of highways across decades until 2015. The country's highways that represent its prominent arteries account for only 2 per cent of its road network but carry 40 percent of traffic. To enhance the road network, India expects to build 100,000 additional kms of highways in the next five years.

At \$250 billion, this is arguably the largest road infrastructure opportunity anywhere in the world.

Only few companies possess the expertise to cater to the entire value chain from – Road construction, maintenance to Toll collection is MEP Infrastructure Developers Limited (MEP).

*Right place. Right time. Right business model. Right mindset.*



There are companies that collect toll, maintain highways and flyovers or build roads.

---

**MEP is a unique company that has the capability to do all three, both independently and collectively.**

---

Making it an attractive integrated infrastructure company with a sustainable business model

Making it the purest proxy of the growth coming out of India's roads and highways sector

Making it a market leader in some parts of the value chain and enjoying high brand recall

Making it the only listed entity in the toll collection segment with a pan-India tolling presence

Making it one of the most attractively placed to capitalize on India's unprecedented road building opportunity.





### **Vision**

To strive towards transforming surface infrastructure into an enriching customer experience.

### **Mission**

To enhance value for stakeholders through intelligence, innovation and integration. To deliver superior value to our stakeholders by being the leading benchmark of excellence in the field of infrastructure services.

### **Core values**

Achieve excellence, operate with the highest standards of integrity and employ a diverse workforce that values collaboration.

### **Ethos**

We aim to deliver on our promise by implementing a technologically-innovative and a sound business model that is asset-light and easy to implement and administer.

## **Background**

MEP was established in 2002 by the Mumbai-based Mhaiskar family.

The Company has carved out a reputation in helping the country's Central and State road authorities efficiently and cost-effectively operate and maintain road assets. Today MEP is the leading player in the business of toll collection based on the aggregate number of toll projects bid over 2012-15. (Source: Crisil)

The Company's shares are actively traded on the BSE and NSE.

As on 31st March, 2016, The Company comprised 3,171 employees engaged in toll collection and maintenance across 44 toll plaza locations in India.

## **Presence**

MEP is headquartered in Mumbai with a presence in eight Indian states (Maharashtra, Tamil Nadu, Rajasthan, Gujarat, Uttar Pradesh, West Bengal, Andhra Pradesh and Jharkhand).

## **Projects**

MEP has developed a diversified portfolio over the last 13 years. The company possesses a deep competence in the management of multiple toll plazas across geographies. The Company has completed 92 projects covering 178 toll plazas and 1,046 lanes until the close of 2015-16. Besides, the Company has 21 ongoing projects and five recently-awarded hybrid annuity model road projects covering 889.83 lane kms.

## **Clientele**

- National Highways Authority of India (NHA)
- Maharashtra State Road Development Corporation Limited (MSRDC)
- Ministry of Roads Transport and Highways (MORTH)
- Road Infrastructure Development Company of Rajasthan Limited (RIDCOR)
- Hooghly River Bridge Commissioners (HRBC)
- Mumbai JNPT Port Road Company Limited
- Rajasthan State Road Development & Construction Corporation Limited
- Tamil Nadu Road Development Company

# Our Journey



## 2012

- Crossed ₹ 1,000 crore revenues in a single financial year (FY12)
- Awarded Hyderabad–Bangalore OMT contract for nine years and toll collection project in Rajasthan by NHAI
- Launched electronic toll collection at the Rajiv Gandhi Sea Link
- First project by NHAI in Rajasthan for toll collection at the Paduna toll plaza



## 2010

- Awarded the Phalodi Ramji toll collection contract in Rajasthan by RIDCOR for five years
- Commenced toll collection pursuant to contracts with NHAI across multiple states
- Awarded the Mumbai entry points projects on OMT basis for 16 years with an upfront payment of ₹ 2,100 crore



## 2002

- Commenced toll collection at the five Mumbai entry points from December 2002 for eight years



## 2011

- Acquired BTPL BOT project in Maharashtra for ₹ 1 cr



## 2009

- Commenced toll collection at the Rajiv Gandhi Sea Link toll plaza from 2010 (awarded from July 2009 to February 2014)



## 2013

- Awarded nine-year OMT contract by the NHAI for the Chennai Bypass and Madurai-Kanyakumari projects in Tamil Nadu
- Awarded IRDP Solapur and Kalyan Shilphata projects by MSRDC, Mahua Hindaun Karauli project by RSRDC and Vidyasagar Setu by HRBC

## 2015

- Listed on the BSE and NSE on 6 May 2015 following an IPO of ₹ 324 cr
- Consortium formed by the Company awarded two toll management service projects by IHMCL
- Consortium formed by the company awarded a project for toll collection at New Delhi border points by SDMC

## 2014

- Awarded three-year OMT contract for Rajiv Gandhi Sea Link in Mumbai by MSRDC
- Awarded Rajiv Gandhi Salai project by ITEL, Kini Tasawade Project by MSRDC and Surajbari Project by NHAI

## 2016

- Entered into a joint venture with San Jose India to extend into road development through hybrid annuity model projects
- Awarded five HAM projects (3 HAM projects in March 2016 followed by 1 each in April and May 2016) in Maharashtra and Gujarat, covering 788.3 lane km worth ₹ 3232.3 cr

## What led the Company to a **turnaround** in profitability in 2015-16?

### Key financial highlights

- Completed the IPO; the offering was oversubscribed 1.10 times
- Mobilized ₹ 324 cr through the IPO; repaid ₹ 262.33 cr of debt
- Graduated to a profit (consolidated) of ₹ 26.33 cr in 2015-16 against a loss of ₹ 115.33 cr in the previous year
- Achieved EBIDTA margins of 29.68% on a top line of ₹ 2006.80 cr

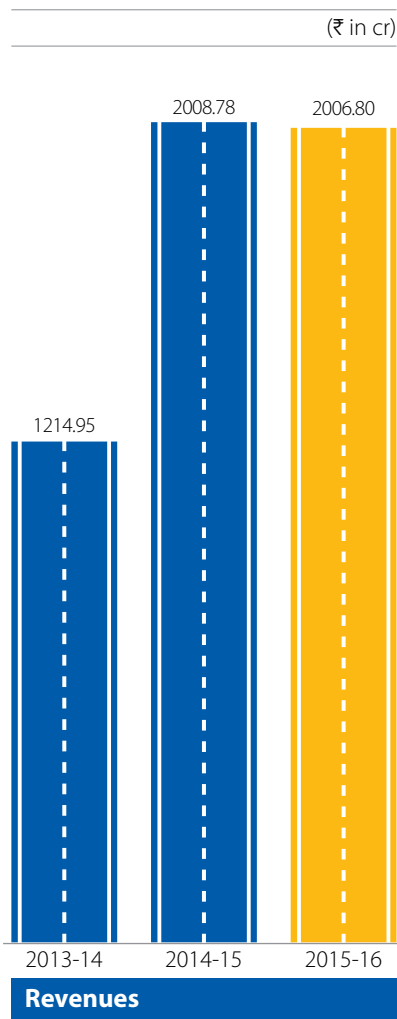


### Key operational highlights

- We bagged three HAM projects aggregating to 1762 cr until 31st March, 2016 and further added one each in April 2016 and May 2016
- Awarded 16 short-term and 1 long-term toll collection projects
- Year-end portfolio comprised 21 projects including 15 toll collection projects (24 toll plazas) across eight states, five OMT projects (2,530 lane kms under maintenance with 15 toll plazas) and one BOT project (covering 42 Lane kms with five toll plazas).

- In an amicable settlement with the Authority, we handed over the project facilities and toll plaza on the Chennai Bypass OMT project to National Highways Authority of India.
- In line with Company's philosophy of adding long term projects to its portfolio, the Company has increased the revenue share from long term toll collection and OMT projects to 66.6% against 58.5% in the previous year.

# This is what the numbers reveal about our 2015-16 turnaround




## Why we measure

This index measures the effectiveness of our business selection, presence and potential market selection.

## Performance

Our revenues were steady with robust growth in operating income led by enhanced contribution from long term toll collection projects




## Why we measure

This index measures our business efficiency. Margins improvement enhances our surplus for onward reinvestment.

## Performance

The company reported a 597.6 bps increase in EBIDTA margin in FY 16, which was a result of its enhanced revenues owing to selective presence across high and growing toll-traffic zones.



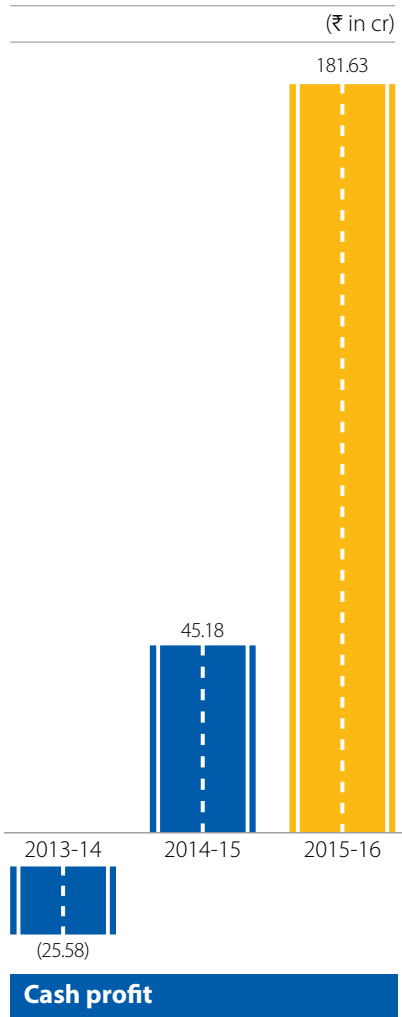
## Why we measure

This measure is an index of the company's growing business soundness and ability to generate attractive returns.

## Performance

The company reported a profit after tax of ₹ 26.33 cr, which was a result of significant interest cost optimization, enhanced margins and growing business size.



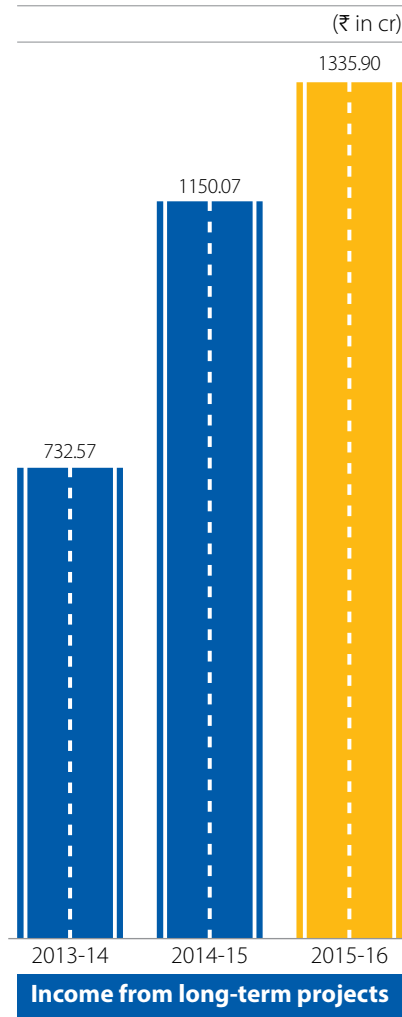


#### Why we measure

Cash profit is an index of our financial comfort to grow the business without risking the Balance Sheet.

#### Performance

The Company's focus on long term margin accretive projects and sustained efforts to optimize interest expenses are expected to drive free cash generation.



#### Why we measure

This index analyses growth from longer tenure projects (more than one year).

#### Performance

Long-term projects contributed 20.6% of the Company's revenue and enhance revenue visibility and operational comfort.

# Where the earnings came from in 2015-16

## Short-term toll collection

---

Contributed  
**33.4%** to the  
Company's  
revenues  
against  
**41.5%** in  
2014-15

---

MEP focuses solely on toll collection

**Capex:** No initial capex or upfront payment required

**Concession period:** One year

**Revenues:** From toll revenues with an assumption made on traffic growth based on in-house team expertise

## Long-term toll collection

---

Contributed  
**20.6%** to the  
Company's  
revenues  
against  
**15.2%** in  
2014-15

---

MEP focuses solely on toll collection

**Capex:** No initial capex but upfront payment required for non-NHAI projects

**Concession period:** One-and-a-half years

**Revenues:** Revenues generated on account of toll income has an in-built feature of 10-12% growth y-o-y - on account of tariff and traffic growth



## OMT (operate-maintain-transfer)

---

Contributed  
**45.9%** to the  
Company's  
revenues  
against  
**43.3%** in  
2014-15

---

MEP focuses on toll collection and maintenance

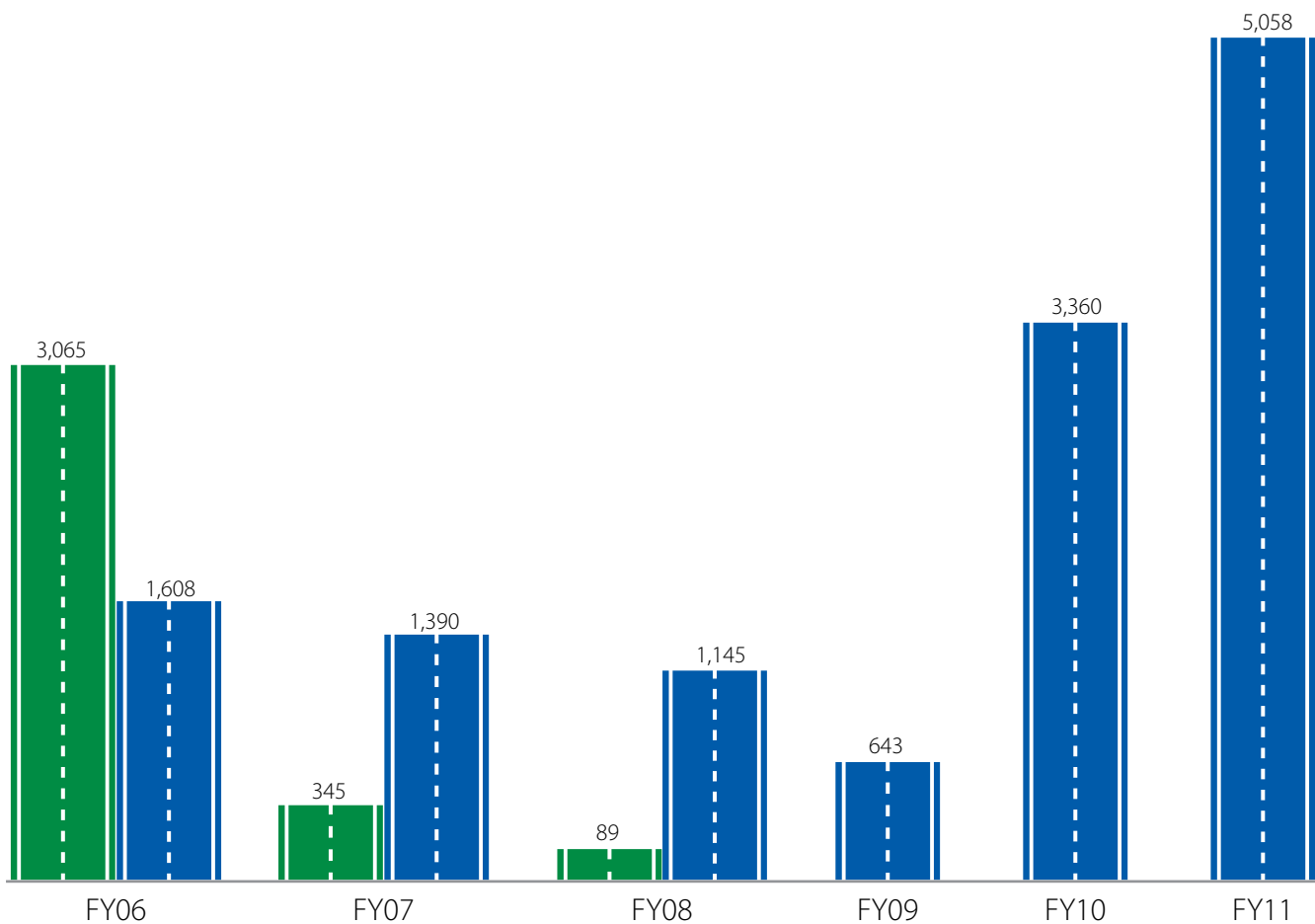
**Capex:** Upfront payment for non-NHAI projects might be required. Operational expenses need to be paid from toll cash flows on a monthly basis.

**Concession period:** Three to sixteen years

**Revenues:** From toll revenues keeping in mind an average traffic growth of 5-8% y-o-y and a portion of toll rate hike in proportion to the WPI. Mumbai entry point project has a fixed 18% hike every three years.

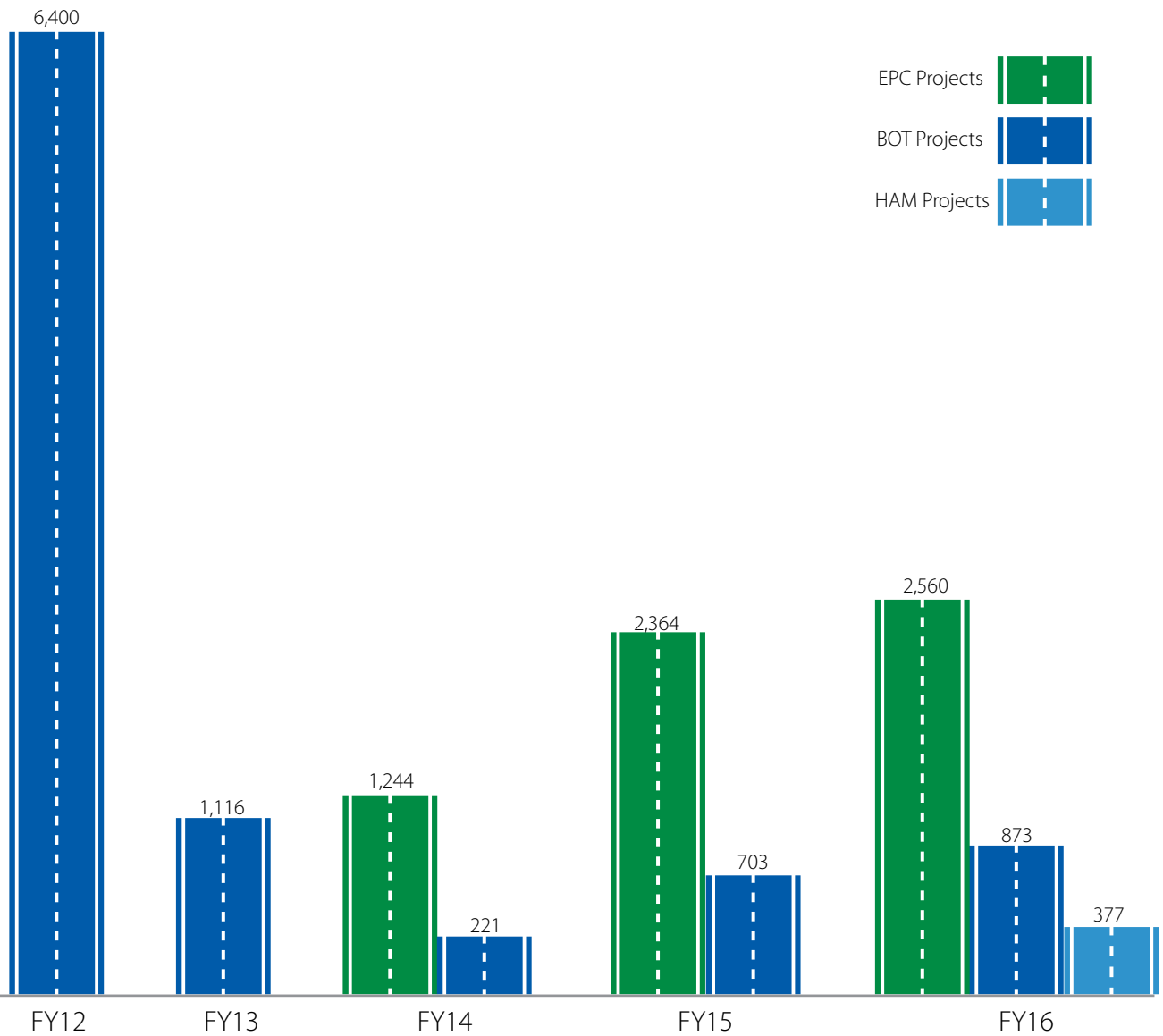
# Trend in Project Awarding

- Length awarded on EPC, BOT and Hybrid annuity formats



- The trend towards private participation increased after 2005, as several National Highway projects were awarded under the NHDP on a BOT basis.
- However, post 2012-13, reasons like the overall macroeconomic environment, aggressive bidding by developers and lenders turning cautious made the PPP format unviable and unattractive.

during 2005-06 to 2015-16 (in kms)



- During FY16, NHA awarded 72 projects through a mix of EPC, BOT and HAM (Hybrid Annuity Model) formats.
  - 55 EPC projects with length of 2,559.6 km worth ₹ 401.4 billion as on 29th February 2016
  - 7 BOT projects with length of 872.9 km worth ₹ 119.3 billion as on 29th February 2016
  - 10 HAM projects with length of 377.1 km worth ₹ 74.5 billion as on 31st March 2016

Source: NHA website.



# Pioneering Technological Innovation

THE BUSINESS OF TOLL COLLECTION WORKS ON TWO IMPORTANT LEVERS; OPERATIONAL EFFICIENCY AND REVENUE OPTIMIZATION. WE AT MEP, USE WORLD-CLASS TECHNOLOGIES TO MAXIMIZE BOTH EFFECTIVELY.


Our ability to bid appropriately for our projects depends significantly on the assessment of the future traffic patterns and the amount of toll to be collected. We use advanced Infrared-based predictive analysis tools for traffic analysis, which, in turn, help in revenue projections for bidding.

We are in the business of toll collection in cash. Hence it becomes imperative to have control systems in place to monitor leakages. We have more than 850 cameras booths installed for all our projects across India to ensure smooth operations. We have set up a centralized control room at our Airoli office that consolidates cameras at all our toll plazas to enable 24x7 video-based monitoring of the toll operations.

In 2002, we commissioned an automatic vehicle tracking and counting mechanism to strengthen throughput forecasting and minimize leakages, one of the first such instances in India.

Payments at the toll plazas, both electronic as well as cash payment, are processed through a semi-automated or a fully-automated toll collection system, depending on the complexity of the project and the infrastructure provided by the Authority. Both these systems collect and store traffic and payment data, reducing the need for manual operations. A fully automated system includes equipments like vehicle counting classifier, vehicle audit system, communication channels and traffic control equipment to name a few.

We also use weigh-in-motion technology for projects where weight-based toll collection is mandated. Our weight based





tolling systems are integrated with the fully automatic toll collection system for enhanced revenue controls.

In 2012, we implemented the leading-edge RFID technology envisaging electronic toll collection on the Bandra-Worli Sea Link. This form of electronic toll collection was implemented with the objective to de-congest toll plazas and allow smoother vehicle movement. These RFID tags are affixed on a vehicle's windshield and can hold prepaid balances starting from ₹ 100 to ₹ 1 lakh, empowering vehicles to move almost non-stop through toll plazas. In a step ahead, enabling customer's convenience, we recently partnered with Citrus for online recharge of ETC tags across the Rajiv Gandhi Sea link and the five Mumbai Entry Points. The ETC tag, which can be recharged anytime anywhere, are available for Value-based, Monthly Pass and Journey based travel. These ETC tags also help reduce cash management and hence improve transparency in transactions.

By using the hub-spoke concept, we augmented our toll plazas to increase lane capacities and solve traffic congestion problems at all the five Mumbai Entry Points. We had more than 47,000 ETC tag users as on March 31, 2016.

In 2015, we embarked on a strategic decision to invest in cutting-edge applications that would graduate the country's toll collection experience to the international standard. What proved to be the game-changer is that we didn't just commission this service for captive use; we made a merchant application of this competence and, in doing so, emerged as a technical service provider to 50 toll plazas out of the 100 public-funded projects in India. This work was awarded by Indian Highway Management Company Ltd (NHAI initiative) to MEP consortium and this engagement will generate ₹ 150 cr in contract value across five years, making our technology investment more than pay for itself.









Rajiv Gandhi Sea Link Project

# Leveraging Our Inherent Strengths

---

AT MEP, WE ARE ROOTED IN THE PRESENT WITH AN EYE ON THE FUTURE.

---

We are one of the only few Indian infrastructure companies who have the domain expertise to take on projects in road construction, maintenance and toll collection, both independently and collectively.

The Company's asset-light model focuses on pure toll collection and OMT projects on roads constructed by external agencies based on traffic volume forecasting. The Company's extension into the hybrid annuity model will strengthen its portfolio.

While we have projects like Mumbai Entry Point, where we not only collect toll at the five plazas but also maintain 27 flyovers and allied structures of the city, we also operate independent long-term toll collection projects like HRBC- Vidyasagar Setu in Kolkata and Kini- Tasawade in Maharashtra.

The strategy of the Company is to balance short-term tolling contracts with long-term alternatives and OMT projects, enhancing revenue visibility and stability.

We have a strong workforce of 3,171 employees possessing civil and technical competencies covering the value chain. An expert team of 1,099 were deployed across pan-India toll plazas (as on 31 March 2016).





Airoli Bridge - Mumbai Entry Points Project

# Early Mover Advantage

---

WE BENEFIT FROM AN EARLY MOVER ADVANTAGE, BEING ONE OF THE FIRST FEW COMPANIES FOCUSING ON PURE TOLL COLLECTION, HAVING STARTED OUR BUSINESS IN DECEMBER 2002 BY COLLECTING TOLL AT FIVE MUMBAI ENTRY POINTS.

---

We believe that our experience and expertise in toll management gives us an advantage while bidding for new toll collection contracts, in capitalizing on new opportunities available in the market and evolving with new formats of toll collection contracts

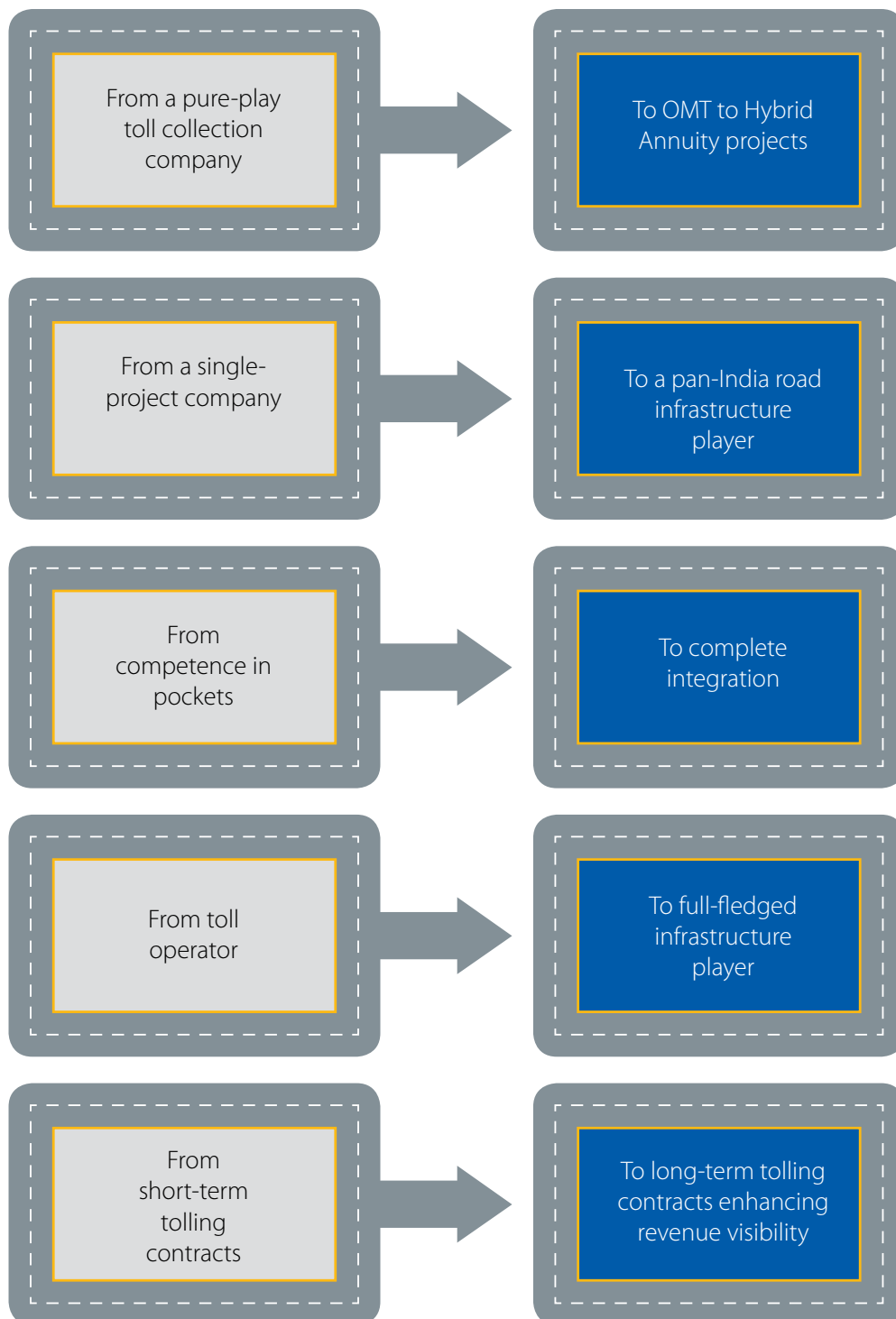
In 2010, the company bid for as many as 61 short-term toll collection projects of NHAI and was successful in winning 21 projects. We successfully managed to commence the toll collection on the 21 projects in a short span of three months.

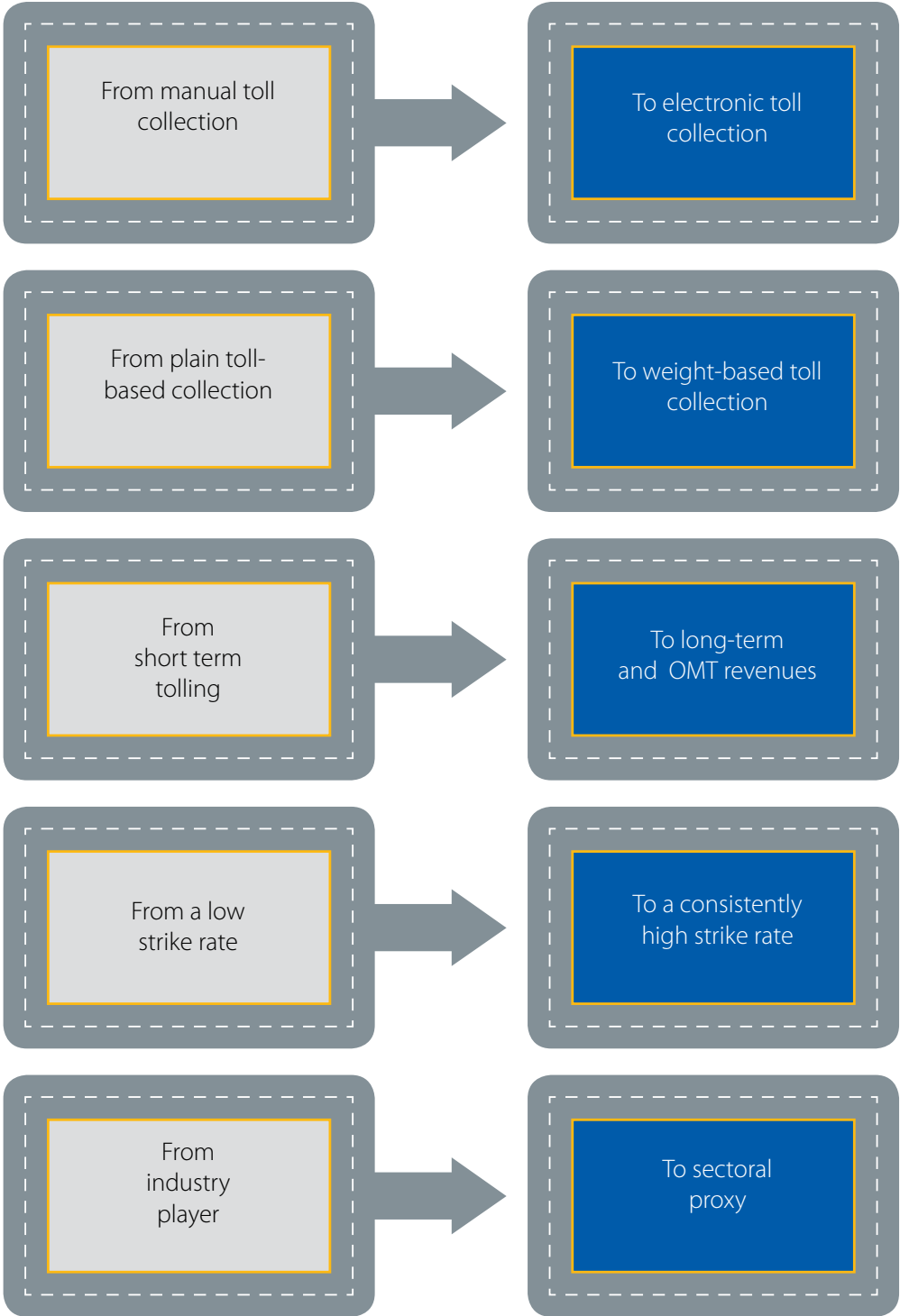
In the same year, we bid for the Mumbai Entry Point project and paid ₹ 2,100 cr in a single cheque to the government, possibly the largest amount paid to the government by any Indian infrastructure company.

In 2016, when we foresaw an exciting opportunity in the hybrid annuity space, we bid for 8 projects and won 5, carving out a 26 per cent market share in the HAM space in our maiden attempt.



# Change. The only constant at MEP







**“The big message** is that we made a positive beginning in our presence as a publicly listed company in 2015-16 and we expect to sustain the substantial improvement going ahead.”

**Jayant D. Mhaikar**, Vice Chairman and Managing Director



### Q Was the management of the company pleased with the company's performance in 2015-16?

In all fairness, we would say that the performance of the company during the year under review was satisfactory.

At one level, there were projects and initiatives that could not be fully concluded, the benefits of which would

only progressively translate into the company's financials.

At the other level, we achieved what we had promised to our prospective investors prior to the IPO – that we would turn our performance around. The big message

that we would like to leave with our shareholders is that we transformed from a loss of ₹ 115.33 cr in 2014-15 to a profit after tax of ₹ 26.33 cr in 2015-16. This provides us with a foundation on which to grow our financials across the foreseeable future.

### Q What caused the loss in the first place?

When we were awarded a 16 - year contract to manage the five Mumbai entry points, we were required to pay ₹ 2,100 cr upfront to the government as against staggered payment over the

years. This one-time payment carried two implications – one, we were required to amortize this large quantum across 16 years . This cumulative impact – the depreciation and the increased interest

on account of the large debt taken to pay this amount – affected the company's financials in the initial tenure of the contract.

### Q What generated the financial turnaround?

Much of what I have explained started transpiring during 2015-16; the company generated stronger cash flows from the Mumbai Entry Point project. We used the ₹ 262.33 cr proceeds from our IPO to repay debt as well. The result was that the company's finance costs declined from 403.61 cr to 383.23 cr at the year-end;

There is a second point that contributed to the transformation. There was a gradual emphasis towards long-term projects over

short-term projects owing to stronger revenue visibility and better margins.

In addition, for the last three years, we were engaged in tolling and OMT in the Chennai Bypass project. During the operating period various disputes arose on account of mainly evasion of toll and fee rule notification. We exited this project freezing the loss on our books, filed for claims and we are optimistic that there would be a positive resolution this year.

The cumulative result is that our robust business potential, earlier camouflaged by a deficit, is now beginning to reflect in our financials. We are pleased that in the first full year after we went public we were able to translate the promise into performance, creating the right momentum for all our subsequent engagement with our stakeholders.

### Q Any overview?

The IPO was the first of a number of recent events that kick-started our financial transformation. The infusion of net worth helped correct the skew of the Balance

Sheet and timely and prudent utilization of the IPO proceeds. The big message is that we made a positive beginning in our presence as a publicly listed company

in 2015-16 and we expect to sustain the substantial improvement going ahead.



“Over the last couple of years, India has emerged as possibly the most exciting infrastructure player in the world.”

**Q** Would you say that the company's transformation comes at the right time from a sectoral perspective?

Absolutely. The year 2015-16 represented the second coming for the country's road infrastructure. The country clearly identified an exciting sectoral direction, backed this with policies that plugged a number of legacy loopholes and kick-

started a number of projects (stalled and new) that provide clarity to dedicated road builders marked by large orders (and revenues) for years. It would not be an exaggeration to state that in the last many years, India was an under-performing

country when it came to the road infrastructure sector; over the last couple of years, India has emerged as possibly the most exciting infrastructure opportunity in the world.

### Q The last sentence sounds dramatic.

It is a faithful picture of what the sector is passing through. Let me explain: India possesses the second largest road network in the world to support what is also the seventh largest country in the world by landmass. One would assume that this wide and deep network would be adequate; interestingly, the reverse is true.

The country's highways that represent its prominent arteries, account for only 2 per cent of the country's roads network but carry 40 percent of its traffic. The implication then is that India's scale of road infrastructure is misleading; the country is extensively under-provided and the moment you begin to correct this skew,

the opportunities arising are not only attractive from a national point of view but represent an international opportunity. This is the basis for my optimism: at this point, India's road building sector offers perhaps the largest and most attractive prospects in the global road building sector.

### Q Will this opportunity window sustain?

The other point that needs to be emphasized is that our optimism is not based on a fleeting opportunity window. What appears to be happening within the country's road infrastructure sector appears to be the start of a multi-year growth opportunity. The government has identified a direction that provides optimism that the opportunity is large; the

government has virtually spelt out that infrastructure creation will drive economic growth and within infrastructure growth, road building could well lead the way; the government has made fundamental alterations in the way it is creating (and addressing) the opportunity that excites players like us that the opportunity is real, responsible and responsive; the

government has taken a holistic view to ensure that there is adequate value left on the table for established infrastructure players – a win-win proposition. The 360 degree understanding of the transformation provides us with the optimism that the sector is at the cusp of a major transformation.

### Q What are some of the initiatives that the government has actually translated from blueprint to reality?

Let me identify just four.

One, the introduction of the Hybrid Annuity Model is recognition of the fact that for companies to have raised funds to build national highways and then assumed long-term traffic risk effectively broke the back of most players and that the government needed to make road-building attractive enough to draw investors and road builders. The result is the Hybrid Annuity Model. This model has prudently plugged loopholes of the previous engagement terms and proposed improvements that can virtually transform the sector.

Two, given the size of the opportunity, the government could have continued to keep the project qualification criteria

high and permitted only select road builders to participate. On the contrary, the government recognised that it would not be possible for the vastness of the opportunity to be addressed by few players. It relaxed a number of demanding requirements to broad base participation, draw in more players and make the sector more inclusive. This indicates that the government has got its ear close to the ground and is responsive enough to make quick changes to catalyse sectoral growth.

Three, the government's focus has evolved from the issue of contracts to project implementation. The result is that the government is plugged into whether the cumulative mix of its initiatives is actually transpiring into a larger length of roads

being created – on a daily basis. The result is a proactive response to remove on-the-ground blockers: in just last year, the pace of road building has increased from around 12 kms per day (2014-15) to around 16 kms a day in 2015-16; the government has targeted 30 kms per day starting this year onwards.

Four, the government intends to take 50,000 kms of state highways off the state books and bring it under its direct control. We believe this could achieve a number of upsides – replace diverse decision-making points into one strong hand; enhance policy uniformity; graduate a number of stalled or slow moving projects into the fast lane.

### Q What does this mean for a company like MEP?

These developments carry only one implication: that the opportunity is so large that we can now only be constrained

by our imagination and initiative. The priority of the day is to grow prudently by widening our management bandwidth on

the one hand and to the extent that our Balance Sheet permits on the other.





## “MEP embarks on opportunities where others see challenges”

### Q What is the essential driver of the spirit of MEP?

If there is one word to describe it, then it would be 'passion'. So the obvious follow-up question would be: what goes into this passion? How is this passion manifested?

So effectively, MEP is an opportunist, a knowledge-driven entity, translating into an ability to perceive opportunities where others see challenges, a company that sets achievable targets and does not just set

about achieving them but does so well before time. We obsess being the early bird, pushing the proverbial envelope and sustaining outperformance.

### Q What do these attributes translate into at MEP?

Our costs are lower than competitors, our efficiencies are better, our traffic forecasting accuracy considerably higher than the prevailing average and our ability reflected in being able to consistently

transform our personality. For instance, we were not too long ago a toll collection company; we evolved into road and flyover operation maintenance and just when most appeared to be convinced that

we would do well to stick to this space, we made the decisive extension into road construction.

**Q Does this transformation spirit make the company different?**

I would not just say 'different'; I would use the word 'unique'. Where else can you get a company that started in one space and entered its third incarnation in the space

of 13 years? Where else can you get a company that leads the space in each of its infrastructure segments? Where else can you get a company that starts from

the smaller end of the business chain and works its way to the largest whereas most companies would have found it far easier doing the reverse?

**Q Would you describe the company as entrepreneurial?**

Completely. Even as we are professional in everything we do, there could always been the danger of losing that entrepreneurial

edge. What I am happy to state is that as we have grown, we have stayed true to our entrepreneurial fabric: when we perceive

an attractive opportunity, we make more than a polite attempt at capitalising on it.

**Q Is it necessary?**

The context of the sector represents the validation of our body language and the size of our initiatives. For instances, the normal and incremental would have sufficed in sectors growing reasonably, but what do you do when the sector you are present in is passing through an inflection point likely

to result in one of its largest growth curves across the foreseeable future? What do you do when some of the industry opportunities are not likely to recur for years? What do you do when you realize that you are in a sweet spot? What do you do when you perceive an opportunity that will make it possible

to graduate from one orbit to another? As I indicated, we make a decisive move that may or may not have any resemblance with what we may have done in the past – in terms of scope or scale. A number of people would classify this as daring; we see this synergic, logical, sequential and safe.

**Q You mentioned an interesting word – 'daring'. How would you address the observation that this entrepreneurial aspect of the company needs to be de-risked for it to be practical and function?**

There are absolutely no two options on this. On the one hand, we believe that the kind of opportunities emerging in our sector in India are seminal, warranting a corresponding response in initiative taking; we are, on the other hand, convinced that to finish first, we will first need to finish.

What also adds to our favour is that a number of players within the space

grew faster than their Balance Sheets could support; their fundamentals have weakened to the point that they are no longer pre-qualified to address India's Great Infrastructure Story.

At MEP, we recognize that the edge lies not as such in trying to grow significantly larger overnight but to establish a consistent growth pace, so even what appears to be

a modest 30 per cent revenue growth to a number of people could translate into the company virtually doubling its scale every three to four years. At MEP, this strategic de-risking is central to our business: even as we will be quick in responding to opportunities, we will grow only to the extent that our Balance Sheet permits.

**Q What does this 'extent that our Balance Sheet' permits imply?**

The analogy is quite like the boy in a candy store, especially when you take into account the vastness of the opportunity. The boy would like to eat all the candies on offer; what the boy also knows is that if he does this, it might affect his digestive

system and he may need to be medically treated for the next few days. Similarly, one would be tempted to address all the opportunities in the sector but at the end of day one would need to appraise whether it would be possible for the

Balance Sheet to support one's ambition and appetite. And by this, one implies whether the gearing will at all permit the taking of more debt on our books and whether there would be adequate room to raise net worth.



“**The Company** is equipped to address opportunities arising within the segments of our presence in any geography.”



**Q How would you describe the company's business model?**

The Company's business has been de-risked through a prudent selection of business spaces. On the one hand, the company is present in the Toll collection business (in some cases marked by a large upfront payment to the government in exchange) to exclusively collect toll with periodic in-

built tariff increases. This business generates free attractive cash flows.

On the other hand, we entered the business of road construction through the HAM model where 40 per cent of our construction costs are reimbursed by the

government in the form of a grant, which represents quasi-asset lightness. What the company needs to mobilize across the remaining period to construct the road is something largely funded by the cash flows coming from internal accruals.

**Q You indicated asset-lightness.**

Absolutely and this is where we have something unusual to show. Most road infrastructure companies in India are essentially asset-heavy. For years, MEP participated in the sector's growth by being an asset-light model – through the toll collection and OMT routes. A number of readers might ask whether we

compromised our asset-lightness following our entry into the Hybrid Annuity Model segment. The reality is that even in this space we have remained asset-light: one, the HAM structure makes it possible for players to get 40 per cent of the project cost from the government by the end of the construction period, which makes the

segment relatively asset-light from Day One. Also, the balance 60% (combination of debt and equity) invested by the concessionaire comes back in the form of annuity payments over 15 years post commencement of operations, together with an interest of bank rate + 3%.

**Q What else makes this business model unique?**

MEP is possibly the widest and purest proxy of the road infrastructure sector in India today. The company's business model is ready to address any upturn

– whether this is in the form of road construction contracts, whether this is in the form of road/ maintenance contracts or whether this is in the form

of toll collection contracts. This means that our company is equipped to address opportunities arising within the segments of our presence in any geography.

**Q What are the priorities that you are bringing to the business?**

At MEP, we get the opportunity to work with the government (principal-to-principal) on projects. We absorb capabilities with speed that makes it possible for us to straddle the complete

value chain with a minimal dependence on external vendors. We focus on being as asset-light as possible in what is seen by most as a capital-intensive business. We believe that these priorities make us an

attractive and profitable proxy of one of the fastest growing infrastructure sectors in India today.

“Of the 16 HAM projects that were opened for bidding, MEP bid for eight projects and bagged five.”

**Q The Company has already bagged five Hybrid Annuity projects. What makes this model attractive?**

In January 2016, the government launched the Hybrid Annuity Model to fast-track highway projects, rejuvenate the Public-Private-Partnership (PPP) mode and attract sectoral investments. Under this model, the government provides 40% of the projects costs based on the milestones of a Company, while the developer has to procure the remaining 60% funds during the project implementation. The benefits of this model are multi-fold: it accelerates project completion because it

allows contractors to focus on execution while being cushioned against inflation risk or increasing raw material costs as project cost is allowed to increase with inflation. While the contractor bears the construction and maintenance risk, which is the same as the BOT model, he is required to only partly shoulder the financing risk in the HAM, while being insulated from the traffic risk. Besides, this model allows lower equity outlay upfront and substantially higher revenue certainty.

This model can lead to comparatively easier fund mobilisation as there is no traffic risk. The execution rolls out only after 80% of the land is available and allocated; the developer then receives 40% of the cost during the construction period as support, while it is responsible for designing, building financing (60% of project cost), operating and transferring the project at the end of the operations period.

**Q This would be the first time that MEP would be extending into road construction. Does the company possess adequate bandwidth to do so?**

I would answer this question at two levels.

One, we entered into a joint venture with San Jose India Infrastructure & Construction Pvt. Ltd.. Our partner comes in with impeccable credentials: it is a focused construction company. We believe that the engagement with San Jose will enrich our process-driven culture that enhances on-ground competence and empowers us to deliver the project on

schedule.

Two, the promoters of MEP were earlier engaged as part of the management with an infrastructure giant, one of the largest private sector road-building companies in India today. They bring their rich understanding of the space to our road construction business.

Three, MEP, by the virtue of having been

engaged in operate-maintain-transfer (OMT) projects, has inherited a rich understanding of road maintenance and ground realities across terrains, a rich repository on which to build its road construction presence.

In view of these realities – partner and proprietary – we are optimistic of our entry into this new business space.

**Q What was your big achievement related to the HAM space during 2015-16?**

Our biggest achievement: of the 16 HAM projects that were opened for bidding, MEP bid for 8 projects and won 5, a

strike rate of more than 70%. This means that from a point where we possessed little experience, MEP not only opened

its account but scaled to 26 per cent HAM market share in the matter of a few months.

## Q What does this entail of companies like MEP that have been awarded projects?

Execution, execution and execution. We have been provided a 24 to 30 month window to complete road construction, which effectively means that we need

to sustain project progress at the rate of nearly ₹ 1 cr of road construction a day – without interruption. This means that success in this space can only be achieved

by companies that possess the right organizational bandwidth.

## Q How would you review the segment?

The Hybrid Annuity Model has competently addressed the biggest challenges of the alternate modes of engagement: a downside in BOT projects and no upside in annuity projects. The

result is that the Hybrid Annuity Model is an improved version of both. The fact that the government contributes 40 per cent of the project cost by way of a grant ensures that the biggest agency has its skin in the

game and enhances lender comfort. The revenue risk in the Hybrid Annuity Model is borne by the government, which comes as a relief when the WPI has been declining for the last two years.

## Q How would you sum up the Company's presence in this space?

Nearly 80 per cent of the country's road construction growth will be driven through the Hybrid Annuity Model and EPC route; our company has grown its presence from scratch to be one of the largest in this space over the last few years; we feel that the largeness of the opportunity on the one hand and MEP's first-mover opportunity is likely to have attractive long-term revenue implications;

the successful extension from toll collection to OMT to road construction will make it possible for the Company to capitalise comprehensively on an upturn in any segment of the industry value chain.

At MEP, we believe that this cash flow-accretive revenue stream will enhance long-term revenue visibility through annuity payments across a 15-year period

(following an initial two-year construction period). Besides, following project completion, the Company would be eligible to bid for toll collection contracts.

This extension into the hybrid annuity model will not only widen prospects in the new business segment but potentially deepen the Company's prospects in existing spaces as well.

Group San Jose was founded in 1962 in Pontevedra as a company devoted to the construction and rehabilitation. It was renamed as Constructora San Jose in 1975. The Company gradually became a national reference following the incorporation of 'streamlined construction' which allowed building schools, colleges and facilities in record time and around the highest quality standards. The Group is present (through Carlos Casado S.A.) on the Buenos Aires Stock Exchange (1958) and New York Stock Exchange (2009). San Jose is now a diversified global company in over 20 countries around Europe, America, Asia and Africa. The company was responsible for the construction of the metro stations of the Metro Line 1 from Mumbai to Navi Mumbai in India.

### Growing opportunities

Almost 80% of all road building projects in India will henceforth be awarded under EPC and HAM routes in India. For 2016-17, MORTH across the document and NHAI allocated 40% of all road building projects through the HAM route - an investment of over ₹ 600 billion. Besides, 19 road projects covering 1,002 kms and a projected outlay of ₹ 181.2 billion are likely to be awarded in 2016-17. *Source: NHAI website*





“Our leadership in the competitive toll space has been protected through the consistent interplay of knowledge and innovation.”

**Q** The Company has been India’s largest toll collection company for years. What accounts for this leadership position?

Clearly knowledge and innovation.

The reality is that our leadership in this

competitive space has been protected

through the consistent interplay of

knowledge and innovation.

**Q** The general query is ‘how can knowledge play a role in something as simple as toll collection’?

The perception is that setting up a toll booth and collecting proceeds from vehicles is a static and risk-free job. The reality is that this is a highly challenging exercise because of the sheer variables that the business is exposed to: the throughput of vehicles, the nature of

vehicles, the points of attraction on either side of the toll both, the probable development that the toll booth can generate, the seasonal impact on traffic, the sensitivity between toll fee and throughput, the availability of alternative routes, the cost-benefit analysis of using

the toll road over alternatives and the toll booth experience. The combination of these variables makes toll collection challenging, which also explains why a number of large players who selected to enter this space have either not been able to make a dent or were compelled to exit.

### Q What is the reason for MEP's longstanding leadership in this segment?

In one word: specialization. For nearly a decade, we were singularly focused on toll collection. During this extensive tenure, all we really did was eat, drink and sleep toll dynamics. The result is that

we created a vast body of knowledge on the subject that extended from the simplistic to the complex: the ability to translate evident traffic flows into complex simulations that result in an accurate

estimation of prospective toll fees. For a number of people this may only be an inch wide of competence, except that MEP has transformed this into a mile deep of capability.

### Q How has this been extended into market leadership?

The point that we will continue to emphasize is that accurate toll estimation is a challenging exercise. In this space, marked by thousands of variables, we have been able to deliver a remarkable constant: the ability to accurately estimate toll fees and traffic flows 98 per cent of

the time. This represents the foundation of our risk understanding, making it possible for us to decide whether we should bid or not, and, if we bid, then how much should we bid. The result is that when we see an attractive arbitrage opportunity, we have been highly entrepreneurial and

grabbed the opportunity with both hands; whenever we have perceived that the spread, based on our risk understanding, would not be attractive enough, we have simply bid prudently.

### Q What are the other competencies that have enhanced the Company's competitive advantage in this space?

When we entered the business of toll collection 13 years ago, there was an initial resistance to paying for the use of roads. Over the years, a new mindset has begun to emerge: if you seek a superior facility, then you may need to pay for it. The critical point is that the offering must be superior. So while the Bandra-Worli Sea Link is a game-changing infrastructure across two disparate points with the objective to shrink commuting time, I am happy that the toll collection experience – that would have conventionally be seen as inconsequential – has actually helped take this commute experience ahead. If the toll collection experience would have consumed 15 minutes and the actual

commute across the terminal points only seven minutes, then we, as a toll collection entity, would have negatively affected the holistic bridge-use experience.

So the next big point is that if you have 50 vehicles in queue, what can you do? This is precisely the challenge that we faced some years ago. The conventional response would have been to have more personnel deputed on site to expedite throughout, but this would have helped us this far and no further. So, in time, we transformed the user experience through cutting-edge technology: the use of RFID that captures vehicle in-movement details and automatically debits the user's virtual account is exactly the kind of solution

that is in practice in the developed countries. What we have been able to achieve through this proactive technology infusion is that from a point where the user would complain about having to pay for public infrastructure use, the time has come when the user is delighted with the experience. We currently have over 75,000 ETC tag users.

A number of start-up companies want to work with us to evolve the technology-led user experience further. So the broad message is that even as a number of our competitors are engaged in playing catch-up with us, we have transformed the game and moved ahead.

### Q What makes you optimistic about the Toll Operate Transfer space in India?

What we have seen till now represents only the tip of the TOT iceberg. The government intends to monetise over ₹ 50,000 cr by awarding TOT contracts to large infrastructure companies and

investors with a concession period ranging from 15 to 25 years. At MEP, we possess impeccable credentials to capitalize: the ability to identify the right projects, a high bidding strike rate, a strong Balance

Sheet that will make it possible to address the large sectoral opportunity and the generation of free cash flows that could serve as the foundation for our sustainable growth.

**Q** How has this translated into your financials?

Over the years, we have bid only for projects where we have had to assume the traffic risk, a superior understanding of which separates us from the other

players in this game. Besides, this superior understanding has extended into selective bidding, a high strike rate and being engaged in projects enjoying reasonable

margins. In turn, the sheer quantum of the toll projects we are engaged in has lent us greater flexibility in terms of bidding for future projects.

**Q** What is the big message for shareholders?

The Mumbai Entry Point project was a landmark in our existence. What we are now likely to see going ahead is an opportunity that is a number of times larger.

**Q&A** Technology

**“The bottom-line** is that MEP has transformed its brand from a mere toll collection company to an integrated infrastructure company, taking the country’s road experience to a different destination.”

**Q** Why is there a growing emphasis on technology in what is seen as a mundane business of toll collection?

Because the business of toll collection is not as mundane as it appears to be. Over the last decade and a half, the business has attracted a fair amount of technology not only in vehicle registration and vehicle analysis but also in enhancing customer delight. So if you ask me, MEP did not merely invest in toll collection or road maintenance services; we invested

proactively in advanced technologies to graduate the country to the next experiential level when most people were still asking why.

This is the one area where the passion of the promoters was most evident; each time they went to a developed country they would study the toll collection mechanisms and technologies and

return with a bag full of ideas on what improvements could be implemented across India. The result of those pioneering initiatives is that MEP has not only helped introduce the concept of electronic toll collection in India but helped graduate the country to the global standard.



**Q Why did the Company do so?**

The Company invested in a technology-driven business model for two reasons.

One, it did so to enhance the user experience.

Two, it did so to automate toll collection and create a back-end analytics to predict what kind of traffic passed through the

booth at what time and what place and check if there was something that we could extract from the minefield of data to accurately forecast Revenue Patterns and Toll Plaza's User Behavior.

The result is that our deep investment in electronic toll collection has translated

into a formidable body of knowledge that makes it possible to forecast traffic and bid more competitively for new projects.

The result is that technology is not only an enabler at our company; it represents the basis of our competitive positioning.

**Q How much can the technology graduate beyond the RFID?**

At MEP, we are always looking at the consumer: how does she pay for things she buys, what would enhance her convenience, how can we transform a usual mundane interface into something

that enhances user delight? The result was in 2015, we collaborated with the Citrus online payment platform to help users recharge via smartphones and pay for tolls. And in the same year, we commissioned

weigh-in-motion and static weigh bridge, having bagged toll plaza contracts for NHAI public-funded projects in North and South Regions.

“Our sectoral optimism is derived from some decisive policy shifts at the Centre, which indicate that exciting times are ahead.”

**Q** There is a growing question on the government’s commitment to sustain the direction and pace of reform.

This is not surprising when one considers that road building should have been on the agenda of any central government,

and which has now picked up only in the last few years. So all those volunteering to make sizable bets on this sector still have

one question: what if the government loses interest?

**Q** What if?

At MEP, our promoter family has been in either road construction or toll collection for the last few decades. We can state that at no time in the last few decades – except for that period starting the late Nineties when the Golden Quadrilateral

was announced – has there been as much an excitement about India’s road infrastructure sector as there is now. If this excitement had been based only on the basis of some government announcements and statements, one

would have had a reason to be skeptical. On the other hand, this optimism is really derived from some decisive policy shifts at the Centre, which indicate that some exciting times are ahead.

**Q** In this year’s budget, the government has given a major push to the infrastructure sector. What is your view on the same and how is MEP to benefit from it ?

The Government has already spent ₹ 95,000 cr this year on the road sector including the Pradhanmantri GramsadaK Yojana. As far as MEP is concerned, larger amounts awarded in EPC projects, which eventually be converted into Toll projects,

which the Company is bidding on. There are Hybrid Annuity projects also, which the Company will be bidding for. The Toll-Operate-Transfer (TOT) concept, which we have been talking about, has formally been announced. The same would come

up for bidding in the next quarter and we will be actively participating in the same. We anticipate close to ₹ 50,000 cr bidding to happen in the next year in TOT.



### Sectoral optimism

- Unmistakable government direction in building the country's road infrastructure
- There is a sizable opportunity within India's road infrastructure company to keep players engaged for nearly a decade
- The qualification criteria is being relaxed to enlarge the field and draw in more participants
- 75,000 km of state highways graduated to national highways; will widen the tolling market
- Projected TOT market of 50,000 km to emerge
- 104 stretches identified by the government for TOT projects
- The Government focus extending from projects award to timely project execution
- Abu Dhabi Investment Authority intends to invest ₹ 35,000 cr in Indian highway projects, by taking up 50 projects under the Toll-Operate-Transfer (TOT) model.

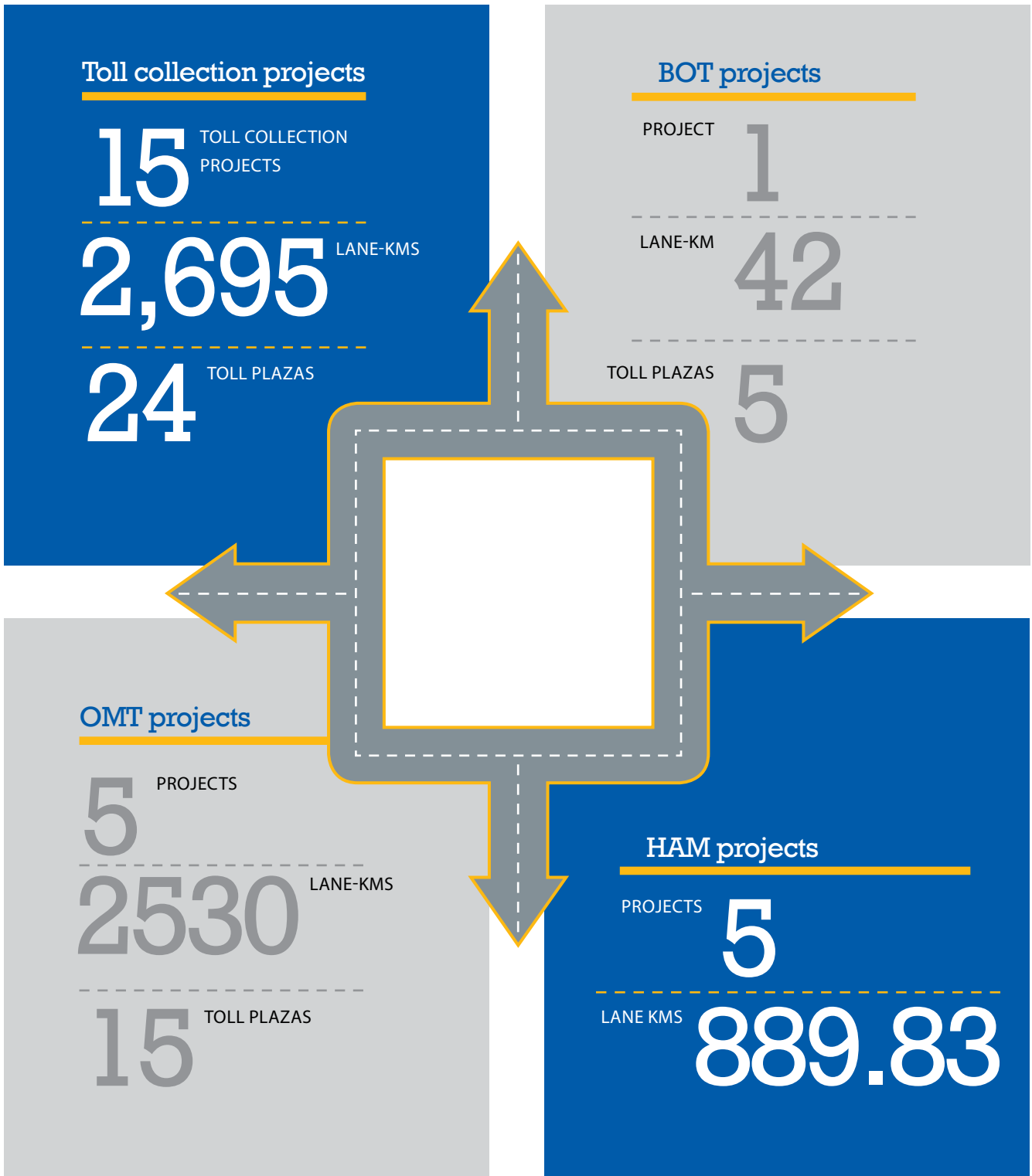
### Corporate optimism

- Only listed proxy of toll collection sector in India
- Integrated service provider
- Value-accretive complement of three businesses (Toll collection, OMT and HAM)
- Opportunity-responsive across short-term and long-term Tolling options
- Asset lightness in cash-intensive sector
- High bidding strike rate across toll and HAM segments
- Dedicated technology-centric subsidiary
- Rich first-mover MEP experience to capitalize on No TOT exposure
- High promoters' stake; increase in the first half of 2016
- Working within government guidelines
- Adequate capital, knowledge and execution bandwidth
- Comfortable capacity to service debt



# Our project portfolio





Note: The number of projects in the portfolio makes are as on 31st March, 2016, except for Hybrid Annuity projects, where we had won three projects as on that date.

## Our project portfolio

# OMT projects



## Five Mumbai Entry Points Project

### Project description

MAINTENANCE AND COLLECTION OF TOLL AT THE FIVE MUMBAI ENTRY POINTS ALONG WITH 27 FLYOVERS AND CERTAIN ALLIED STRUCTURES ON.

- The Sion-Panvel highway
- The Western Express highway corridor
- The Eastern Express highway corridor
- The Lal Bahadur Shastri Marg corridor
- The Airoli bridge corridor

The entry points into Mumbai comprise toll plazas at Airoli, Vashi, Dahisar, Mulund on Lal Bahadur Shastri Marg and Mulund on the Eastern Express Highway.

**Authority:** MSRDC (Maharashtra State Road Development Corporation)

**Company's stake:** 99.99%

**SPV:** MIPL (MEP Infrastructure Private Limited)

**Concession commencement:** 20 November 2010

**Tenure:** 16 years

**Toll plazas:** Five

**Amount paid to the Authority:** Upfront ₹ 2,100 crore payment



## Rajiv Gandhi Sea Link

### Project description

MAINTENANCE OF AND COLLECTION OF TOLL AT THE TOLL PLAZA AT BANDRA FOR THE RAJIV GANDHI SEA LINK. THE RAJIV GANDHI SEA LINK IS A 5 KM LONG, EIGHT-LANED CARRIAGEWAY IN MUMBAI IN MAHARASHTRA.

**Authority:** MSRDC (Maharashtra State Road Development Corporation)

**Company's stake:** 100%

**SPV:** MEP RGSL Toll Bridge Private Limited

**Concession commencement:** 6 February 2014

**Tenure:** 156 weeks

**No. of toll plazas:** One

**Amount paid to the Authority:** ₹ 69 cr in the first year of the concession period along with an additional one-time payment of ₹ 50 lakhs. The annual payment is subject to 10% escalation for second year and 20% for the third year, to be paid in 12 equal monthly installments



## Our project portfolio

# OMT project



## Hyderabad-Bengaluru

### Project description

MAINTENANCE OF, AND COLLECTION OF TOLL AT, THE HYDERABAD-BANGALORE SECTION OF THE NATIONAL HIGHWAY NO. 7 COLLECTION OF TOLL AT THREE TOLL PLAZAS AT AMAKATHADU, MARUR AND KASEPALLI ON THE HYDERABAD-BANGALORE SECTION. THE HYDERABAD-BANGALORE SECTION OF THE NATIONAL HIGHWAY NO. 7 IS A 251.16 KM LONG FOUR-LANE CARRIAGEWAY IN ANDHRA PRADESH.

**Authority:** NHAI

**Company's stake:** 99.99%

**SPV:** MEP Hyderabad Bangalore Toll Road Private Limited

**Concession commencement:** 16 May 2013

**Tenure:** 9 years

**Toll plazas:** Three

**Amount paid to the Authority:** ₹ 105.9 cr for the first year of the concession period with a 10% escalation each year to be paid in 12 equal monthly installments



## Madurai-Kanyakumari

### Project description

MAINTENANCE OF, AND COLLECTION OF TOLL AT, THE MADURAI-TIRUNELVELI-PANAGUDI-KANYAKUMARI SECTION OF THE NATIONAL HIGHWAY NO. 7. COLLECTION OF TOLL AT FOUR TOLL PLAZAS AT KAPPALLUR, SALAIPUDUR, NANGUNERI AND ETURVATTAM ON THE MADURAI - KANYAKUMARI SECTION. THE MADURAI - KANYAKUMARI SECTION OF THE NATIONAL HIGHWAY NO. 7 IS A 243.17 KM LONG, FOUR-LANE CARRIAGEWAY IN TAMIL NADU.

**Authority:** NHAI

**Company's stake:** 100%

**SPV:** Raima Toll Road Private Limited

**Concession commencement:** 22 September 2013

**Tenure:** Nine years

**No. of toll plazas:** Four

**Amount paid to the Authority:** ₹ 117 cr for the first year of the concession period with 10% escalation every year to be paid in 12 equal monthly installments.

## Our project portfolio

# OMT project



## Chennai Bypass

### Project description

MAINTENANCE OF, AND COLLECTION OF TOLL FOR THE CHENNAI BYPASS SECTION. COLLECTION OF TOLL AT TWO TOLL PLAZAS NEAR VANAGARAM AND SURAPATTU ON THE CHENNAI BYPASS SECTION. THE CHENNAI BYPASS SECTION IS A 32.60 KM LONG, SIX-LANE CARRIAGEWAY IN TAMIL NADU.

**Authority:** NHAI

**Company's stake:** 100%

**SPV:** MEP Chennai Bypass Toll Road Private Limited

**Concession commencement:** 4 May 2013

**Tenure:** 9 years

**Toll plazas:** Two

**Amount paid to the Authority:** ₹ 153 cr for the first year of the concession period with 10% escalation every year to be paid in 12 equal monthly installments.

## Our long-term

# Toll collection portfolio



## IRDP Solapur

### Project description

COLLECTION OF TOLL AT BORDER POINTS FROM SPECIFIED COMMERCIAL VEHICLES ENTERING SOLAPUR.

**Authority:** MSRDC

**Company's stake:** 100%

**SPV:** MEP IRDP Solapur Toll Road Private Limited

**Concession commencement:** 2 January 2013

**Tenure:** 156 weeks

**No. of toll plazas:** Four

**Amount paid to the Authority:** ₹ 20.8 cr to be paid in three equal annual installments

Our long-term

## Toll collection portfolio



### Vidyasagar Setu

**Project description**

COLLECTION OF TOLL AT TOLL PLAZA LOCATED AT THE VIDYASAGAR SETU.

**Authority:** HRBC

**Company's stake:** 100%

**SPV:** Rideema Toll Bridge Private Limited

**Concession commencement:** 1 September 2013

**Tenure:** Five Years

**No. of toll plazas:** One

**Amount paid to the Authority:** ₹ 261 cr in five equal annual installments; upfront payment of ₹ 52.2 cr and remaining amount in four equal installments in advance.



### Kini Tasawade

**Project description**

COLLECTION OF TOLL AT TOLL PLAZA NEAR KINI (KM 634.500) AND TASAWADE (KM 694.000) ON NATIONAL HIGHWAY NO. 4.

**Authority:** MSRDC

**SPV:** Raima Toll & Infrastructure Private Limited

**Concession commencement:** 29 May 2014

**Tenure:** 104 weeks

**No. of toll plazas:** Two

**Amount paid to the Authority:** ₹ 227.07 cr for 104 weeks



Our long-term

# Toll collection portfolio



## Rajiv Gandhi Salai

### Project description

ONE-TIME IT CORRIDOR OF CHENNAI; MEPIDL IS THE PROJECT'S CONCESSION OPERATOR AND PAID BY THE AUTHORITIES TO PROVIDE MANPOWER SERVICES:

**Authority:** ITEL

**Concession commencement:** 8 March 2014

**Tenure:** Three years

**No. of toll plazas:** Five

**Amount paid to the Authority:** ₹ 1.46 cr for the first year with escalation of 5% per annum during each subsequent year for a period of two years



## Kalyan Shilpata

### Project description

CONNECTING THE MUMBAI PUNE HIGHWAY (NH-4) AT SHILPHATA AND MUMBAI-NASHIK HIGHWAY (NH-3) AT BHIWANDI; MEPIDL IS THE PROJECT'S CONCESSION OPERATOR AND PAID BY THE AUTHORITIES FOR PROVIDING MANPOWER SERVICES.

**Authority:** MSRDC

**Concession commencement:** 27 September 2013

**Tenure:** 156 weeks

**No. of toll plazas:** Two

**Amount paid to the Authority:** ₹ 63.36 cr to be paid in upfront monthly installments

Our project portfolio

## BOT projects



### Baramati project

**Project description**

MAINTENANCE OF THE FOUR-LANE SAKHALI BRIDGE ON KARHA RIVER AND RING ROAD IN BARAMATI WITH TOLL COLLECTION PLAZAS AT MORGAON, NEERGAON, PATAS, BHIGAWAN AND INDAPUR.

**Authority:** MSRDC

**Work Tenure:** 25 October 2010 to 24 February 2030

**No. of toll plazas:** Five

**SPV:** Baramati Tollways Private Limited

Our project portfolio

## HAM projects

The projects are undergoing financial closure.



### Arawali-Kante

**Project description**

FOUR-LANING OF NH-66 (KM 241/300 – 281/300) UNDER NHDP PHASE-IV.

**Authority:** MORTH

**State:** Maharashtra

**Bidder:** MEPIDL-San Jose India JV

**MEPIDL's stake:** 74%

**Bid project cost:** ₹ 592.98 cr

**Construction period:** Two years

**Concession Period:** 15 years

Our project portfolio

## HAM projects



### Nagpur City Ring Road-Package - I

**Project description**

FOUR-LANING STANDALONE RING ROAD/ BYPASS  
(KM 0+500-34+000) FOR NAGPUR CITY PACKAGE I

**Authority:** NHAI

**State:** Maharashtra

**Bidder:** MEPIDL-San Jose India JV

**MEPIDL's stake:** 74%

**Bid project cost:** ₹ 531 cr

**Construction period:** 2.5 years

**Concession period:** 15 years



### Nagpur City Ring Road-Package - II

**Project description**

FOUR-LANING STANDALONE RING ROAD/ BYPASS  
(KM 34+500-62+035) FOR NAGPUR CITY PACKAGE II

**Authority:** NHAI

**State:** Maharashtra

**Bidder:** MEPIDL-San Jose India JV

**MEPIDL's stake:** 74%

**Bid project cost:** ₹ 639 cr

**Construction period:** 2.5 years

**Concession period:** 15 years



## Kante-Waked

### Project description

FOUR-LANING OF NH-66 (KM 281/300 – 332/200)  
UNDER NHDP PHASE-IV

**Authority:** MORTH

**State:** Maharashtra

**Bidder:** MEPIDL-San Jose India JV

**MEPIDL's stake:** 74%

**Bid project cost:** ₹ 826.28 cr

**Construction period:** 2 years

**Concession period:** 15 years



## Talaja-Mahuva

### Project description

FOUR LANING OF NH 8E FROM KM.53.585 TO  
KM.100.100 UNDER NHDP PHASE IV

**Authority:** NHAI

**State:** Gujarat

**Bidder:** MEPIDL-San Jose India JV

**MEPIDL's stake:** 60%

**Bid project cost:** ₹ 643.05 cr

**Construction period:** 2.5 years

**Concession period:** 15 years

*HAM images used are for representative purposes only*



# Our corporate structure

## MEP Infrastructure Developers Limited

OMT Projects	Long Term Toll Collection Projects	HAM Projects	BOT Projects	Other Subsidiaries/ Associates
MIPL- MEP Infrastructure Private Limited (99.99%) (Mumbai Entry Points Project)	MEP Solapur- MEP IRDP Solapur Toll Road Private Limited (100%) (IRDP Solapur Project)	Arawali Kante MEPIDL – San Jose India JV MEPIDL's stake- 74%	RTPL- Rideema Toll Private Limited (100%)	MEP HS- MEP Highway Solutions Private Limited (100%)
MEP RGSL Toll Bridge Private Limited (100%) (Rajiv Gandhi Sea Link Project)	RTBPL- Rideema Toll Bridge Private limited (100%) (Vidyasagar Setu Project)	Nagpur Package I MEPIDL - San Jose India JV MEPIDL's stake- 74%	BTPL – Baramati Tollways Private Limited (99.99%) (BOT Project) (Baramati Project)	KVM Technology Solutions Private Limited (33%) (Toll Management systems, Plaza Surveillance, weight enforcement system for public funded projects)
MEP HB – MEP Hyderabad Bangalore Toll Road Private Limited (99.99%) (Hyderabad-Bangalore Project)	RTIPL- Raima Toll & Infrastructure Private Limited (100%) (Kini Tasawade Project)	Nagpur Package II MEPIDL - San Jose India JV MEPIDL's stake- 74%		MTPL- MEP Tomato Private Limited (100%)
MEP CB - MEP Chennai Bypass Toll Road Private Limited (100.00%) (Chennai Bypass Project)		Kante Waked MEPIDL - San Jose India JV MEPIDL's stake- 74%		MICPL – MEP Infra Constructions Private Limited (100%)
RTRPL- Raima Toll Road Private Limited (100%) (Madurai-Kanyakumari Project)		Talaja Mahuva MEPIDL - San Jose India JV MEPIDL's stake- 60%		MEP Infraprojects- MEP Infraprojects Private Limited (100%)
				MEP Nagzari – MEP Nagzari Toll Road Private Limited (100%)
				MEP RBPL – MEP Roads & Bridges Private Limited (100%)
				MTIPL – MEP Toll & Infrastructure Private Limited (100%)
				MTRPL – Mhaiskar Toll Road Private Limited (100%)

# Board of Directors



**Dattatray P. Mhaiskar**  
*Chairman, Non Independent and Non-Executive Director*

Founder Director and Promoter of the Company, he holds a Diploma in Civil Engineering from Sir Cursow Wadia Institute of Electrical Technology, Pune and possesses a 49+ years of experience in Construction and Infrastructure industry.



**Jayant D. Mhaiskar**  
*Vice Chairman & Managing Director*

Founder Director and Promoter of the Company with 19 years of experience in the Tolling and Infrastructure industry.



**Anuya J. Mhaiskar**  
*Non Independent and Non-Executive Director*

With a Bachelor's degree in Arts with major in Philosophy from Ram Narain Ruia College, University of Mumbai, she brings 17 years of experience in the field of Administration



**Murzash Manekshana**  
*Executive Director*

A Qualified Chartered Accountant with a Bachelor's degree in Commerce from University of Mumbai with 23 years of work experience in areas of finance & risk management, fund raising, investment banking, strategic planning and business development



**Deepak Chitnis**  
*Independent Director*

A holder of Bachelor's degree in Science and Master's degree in Law from Mumbai University, he possesses 32 years of experience in the field of Law



**Khimji Pandav**  
*Independent Director*

A Fellow Chartered Accountant with a Bachelor's degree in Commerce from University of Mumbai. He has held key posts in the field of Finance and Accounts and also was a Financial Advisor to CIDCO and MSRDC



**Vijay Agarwal**  
*Independent Director*

A Fellow Chartered Accountant with a Bachelor's degree in Commerce from Jodhpur University, 33 years of experience in cross-border acquisitions and transactions, advising in foreign service collaboration arrangements, providing statutory, management and tax audit services and providing tax advisory services



**Preeti Trivedi**  
*Independent Director*

A Fellow Chartered Accountant with a Bachelor's degree in Commerce from University of Mumbai with 32 years of experience in management consulting, corporate finance, corporate restructuring, mergers and amalgamation and advisory services



# Management discussion and analysis

## Indian economic overview

India is set to emerge as the world's fastest growing major economy, ahead of China, as per the World Bank. The country's GDP is pegged to grow at 7.5% during 2015-16 and is expected to grow at a higher rate in 2016-17. The improvement in economic fundamentals has been accelerated by strong government reforms and declining commodity prices.

In the current year, the rupee values of exports and imports (of goods and non-factor services) are both projected to decline; the former on account of the sluggish global demand and the latter due to steep decline in international crude oil prices and other commodity prices.

Growth in industry is estimated to have accelerated during the current year on the strength of improving manufacturing activity. The Index of Industrial Production (IIP) showed that manufacturing production grew by 3.1% in April- December 2015, vis-à-vis a growth of 1.8% in the corresponding period of 2014-15.

Reserve Bank of India (RBI) also played an important role in determining the growth structure of India by reducing the Repo-rate by 25 basis points from 6.75% to 6.50%. Overall, the Indian economy performed well, compared to other economies of the world.

The Indian government has also taken a number of steps to improve business climate. Additional structural reforms to address the legacy impediments to growth, including measures to speed up infrastructure investment, could help to sustain the strong pace of growth in the coming years. The Government announced a record budgetary allocation of ₹ 2.21 lakh crore for infrastructure sector. The year also witnessed execution of new plans, with the government identifying first 20 smart cities under its 'Smart Cities Mission'.

*(Source: RBI, IMF, IBEF, Union Budget)*

## India's infrastructure segment

Infrastructure sector is a key driver for the Indian economy. The sector is highly responsible for propelling India's overall

development and enjoys intense focus from Government for initiating policies that would ensure time-bound creation of world class infrastructure in the country.

India infrastructure sector accounts for nearly 38% of India's industrial output. Infrastructure output in India went up by 6.4% on a y-o-y basis as on March 2016.

Total infrastructure spending is expected to be about 10% of Gross Domestic Product (GDP) during the 12th Five-Year Plan (2012-17), up from 7.6% during the previous plan (2007-12). Increased impetus to develop infrastructure in the country is attracting both domestic and international players. Private sector is emerging as a key player across various infrastructure segments, ranging from roads and communications to power and airports.

Significant allocation to the infrastructure sector in the 12th Five-Year Plan, and investment requirement of US\$ 1 trillion is expected to create huge demand for construction equipment in India. In the road's sector, the government's policy to increase private sector participation has proved to be a boon for the infrastructure industry with a large number of private players entering the business through the public-private partnership (PPP) model.

## Roadways

India has the world's second largest road network – spanning 5.23 million kms.

National highways account for over 2% of the network, State highways account for over 3%, and Major District Roads (MDRs) and other roads together account for the remaining 95%.

In terms of traffic, about 60% of freight and 80% of passenger traffic is supported by the road network. National highways constitute only over 2% of the road network but carry about 40% of the total road traffic.

Further, India's road density is higher than the US and China with a road density of 148 km per 100 sq. km as compared to 66 km per 100 sq. km in the US and 39 km per 100 sq. km in China. In addition, the number of vehicles in India has been growing at an average pace of 10.16% per annum over the last five years.

## Government initiatives

The total length of the National highways is expected to cross 200,000 km in next five years.

- This expansion will include 25,000 km under Bharat Mala Project and declaration of 75,000 km of State highways as National highways.
- NHAI along with MoRTH plans to award over 12,000 km of road projects in FY17.

The Government has set a medium-term target to achieve 2.0% of the GDP from Transport and Port sector.

### Union Budget

In a major push on infrastructure, the central government on announced allocation of ₹ 2.21 lakh crore for road and rail sector in the Union Budget for the next fiscal – 2016-17.

An allocation of ₹ 97,000 cr for the roads sector has been announced which includes the ₹19,000 cr allocated for rural roads under the Pradhan Mantri Gram Sadak Yojna.

Owing to the legacy of problems in the roads sector over 70,000 road projects had been stalled, locking investment of up to ₹1 lakh crore. As per the budget, 85 per cent of stalled road projects are

now back on track.

Growing private sector involvement The private sector is emerging as a key player in the development of road infrastructure in India As on March 2015, Indian has completed 100 PPP projects and 165 PPP projects were under progress. An investment of USD31 billion is expected in PPP by 2020 for national highways.

## National highways

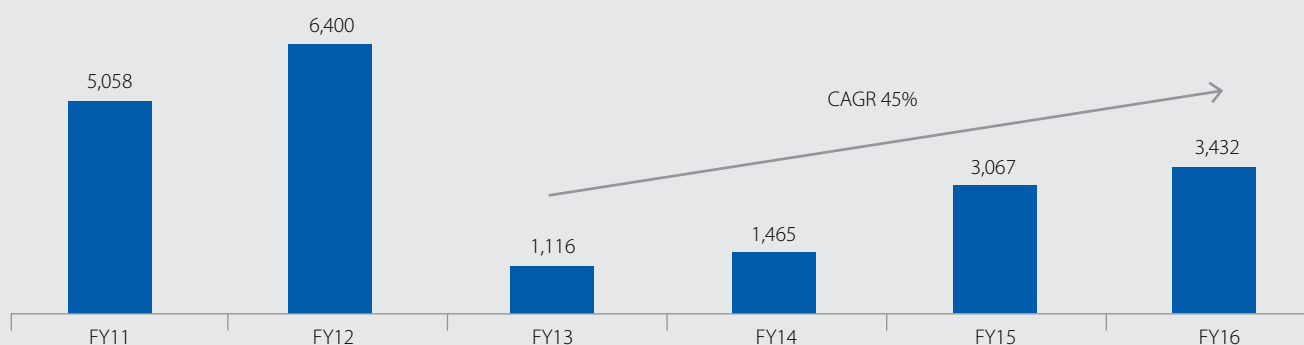
Under the 12th Five-Year Plan (2012–17), the government plans to develop 20 kms of national highways per day, which implies a total development of 7,300 kms per year

The size of national highway is expected to reach to 100,000 kms by the end of FY17 from 97,135 kms as on FY15

National Highways Authority of India (NHAI) plans to add around 50,000 km of road network in the next five to six years with an investment potential of nearly \$250 billion (about ₹ 17 lakh crore).

The most critical issue of land has also been addressed by the government. It has been decided that 80% of the land should be available with the authority before awarding the project. This will act as a game-changer for the sector. NHAI has already acquired 9,000 hectares of land worth ₹ 20,000 cr.

## Highway Projects Awarded by NHAI (km)







NHAI remained committed to undertake several mechanisms to ensure we get more investment from the private sector. The introduction of hybrid annuity scheme, exit policy for build-operate-transfer developers, among others, are some of the measures taken by the government to resolve issues of the private sector.

The trend towards private participation increased after 2005, as several National Highway projects were awarded under the NHDP on a BOT basis. However, post 2012-13, reasons like the overall macroeconomic environment, aggressive bidding by the developers and lenders turning cautious made the PPP format unviable and unattractive. The Government has taken several initiatives to reform the entire situation with investments boost towards the road segment. The result of which is that during 2015-16, NHAI awarded 62 projects until February 2016 through a mix of EPC, BOT and HAM (Hybrid Annuity Model) formats.

- 52 EPC projects with length of 2,467 km worth ₹ 376.7 billion
- 7 BOT projects with length of 872.9 km worth ₹ 119.3 billion
- 3 HAM projects with length of 91.8 km worth ₹ 24.7 billion (another seven project were awarded during March taking it to a total of 10 projects worth ₹ 74.5 billion, having length of 377.1 km which have been awarded in 2015-16)

### Introduction of Hybrid Annuity Model

While EPC remained the preferred mode for highway project development in 2013-14 and 2014-15, it suffered from the unavailability of financial resources. This is what led the Ministry of Road Transport and Highways to introduce an alternative mode of project delivery to sustain the pace of implementation of highway projects through optimum utilisation of available financial resources. The hybrid annuity model is a mix of BOT toll and EPC models.

Under this model 60% of the total project cost to be contributed by developer and balance 40% to be invested by the Government during construction period in five equal installments linked to project milestones. The developer will also receive O&M payments bi-annually along with annuity payments. All project payments are inflation indexed

The Hybrid Annuity Model involves lower equity outlay upfront and substantially higher revenue certainty. Because of the huge planned government outlay in the space and lower risk

participation models, international players are expected to show greater readiness to get involved in this segment. It will also see new and small companies bidding for highway projects instead of focusing on EPC opportunities. Lending for HAM projects would be comparatively easier as there will be no traffic risk associated. Lenders would be comfortable as the execution risk would be less for contractors as the bidding will roll out only after 80% land is available. Finally, the introduction of the model is expected to result in speedy completion of projects.

#### Opportunity

- With focus on assured execution of road projects, over 80% of the future projects are proposed to be awarded under EPC and Hybrid Annuity Model (HAM) routes.
- For FY17, MORTH and NHAI have lined up 40% of total road projects to be awarded on HAM requiring an investment of ₹ 600 billion.
- MORTH and NHAI have already identified 19 road projects, to be awarded in FY17, entailing an investment of ₹ 181.2 billion and length of 1,002 km

#### OMT model

Since 2012, there is increased focus on OMT marked by entry of specialized players in the market.

As a result, a number of OMT projects have been identified and awarded both at the national and state level. Till date, projects covering over 2,760 km have been awarded by the NHAI.

The maximum length was awarded during FY10 and FY11 following which the segment witnessed a lull with no projects awarded during FY12. Around 80 agencies responded to a combined request for quotation (RFQ) for 20 projects issued by the NHAI during FY13, and 54 agencies responded to a combined RFQ for eight projects during FY14.

The number of projects bid out by NHAI and State highway authorities on an OMT basis is expected to increase from the 14 and 34 projects respectively in 2013-14 to 30-32 and 55-60 projects respectively in 2017-18.

#### Opportunity

As per CRISIL, a total of 15,150 km of OMT opportunity is expected to come up. Of this, about 5,150 km will come from contracts already awarded under the NHDP, while 10,000 km is expected to

come from future contracts.

The market opportunity is expected to grow 2.4x from 23.8 billion in 2013-14 to 57.9 billion in 2017-18.

The OMT market will be primarily driven by increasing number of BOT players exiting their current projects, creating opportunity to contract these projects on an OMT basis; and rising penetration of OMT stretches in state highways, especially in Karnataka, Bihar and Madhya Pradesh. These states have even outsourced the operation and maintenance (O&M) and tolling activities to private players.

- Karnataka – The KRDC has identified 8 OMT contracts worth ₹ 6 billion to cover 840 km.
- Bihar – The BSRDC has identified OMT contracts to cover 1,800 km of State highways, 4,000 km of major district roads and 675 km of state roads under Bihar State Highways Project.
- Madhya Pradesh – The MPRDC has identified 12 projects worth ₹ 450 million to be undertaken on an OMT basis.

## Toll collection

This is a form of road pricing typically implemented to help recoup the cost of road construction and maintenance. The primary purpose of a toll collection contract has been to provide private players with the opportunity to toll highways, construction work of which has already been completed.

Today, there is a growing emphasis on upgrading to electronic toll collection system through RFID technology.

### Opportunity

Tolling market is expected to increase 1.4 times from 12,150 km in 2012-13 to 16,900 km by 2017-18 primarily driven by rising penetration of tolling stretches in State highways, especially in Karnataka, Rajasthan and Haryana and increasing number of stretches being awarded by NHAI on tolling basis.

The number of projects bid out by NHAI and State Highway authorities on tolling basis is expected to increase from the 120 and 102 projects respectively in 2013-14 to 145-150 and 140-145 projects respectively in 2017-18. This is expected to enhance the market opportunity by 1.8x to 81.7 in 2017-18

## Outlook

A number of initiatives undertaken in 2015 that have the potential to significantly impact and influence activities and investments in the infra sector in 2015-16, include:

● **National Investment and Infrastructure Fund:** The NIIF, proposed in the Union Budget 2016, demonstrates the Central Government's objective of creatively using off-budget resource-raising measures. The Cabinet has cleared an initial equity corpus of ₹ 20,000 crore which can be leveraged extensively. It is likely to be set up as a 'fund of funds' with three buckets—stressed projects, renewables and general investments—with the Central Government holding a 49% stake.

● **Roads and roadways:** The Ministry of Road Transport and Highways has instituted a bouquet of practical and remedial measures to rejuvenate the beleaguered roads sector. These include an emphasis on EPC projects and the introduction of the hybrid annuity model. Furthermore, provisions like top-ups for financially-stressed developers, an easier exit policy, concession period elongation option for delayed projects have taken road construction rate from a lowly 2 kms per day a few years ago to around 16 kms per day at present (an estimated 30 kms per day over the next two years).

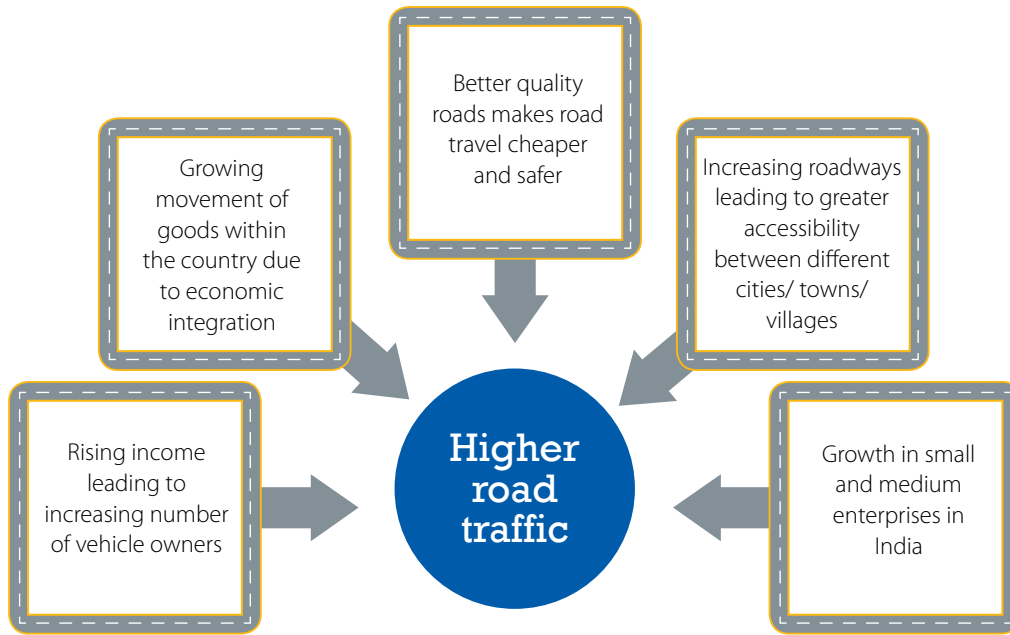
● **Smart cities and AMRUT:** In June 2015, the Central Government unveiled three flagship schemes—the Smart Cities Mission, AMRUT (Atal Mission for Rejuvenation and Urban Transformation) and the Pradhan Mantri Awas Yojana. While 2015-16 saw a heightened awareness of urban rejuvenation issues, 2016-17 is expected to see an upsurge in urban investments.

## Growth drivers

● **Strong demand and policy support:** In 2015-16, there has been a significant rise in two-wheeler and four-wheeler vehicles with increasing freight and strong trade flows between states. (In 2015-16, passenger vehicles have increased by 2.79 million units, Commercial vehicles by 0.69 million units and 2-wheelers by 16.5 million and 3-wheelers by 0.54 million. Thus, a total increase of 20.47 million units has been increased from 2014-15.) This has invited policy support and increased investments from the Central Government.

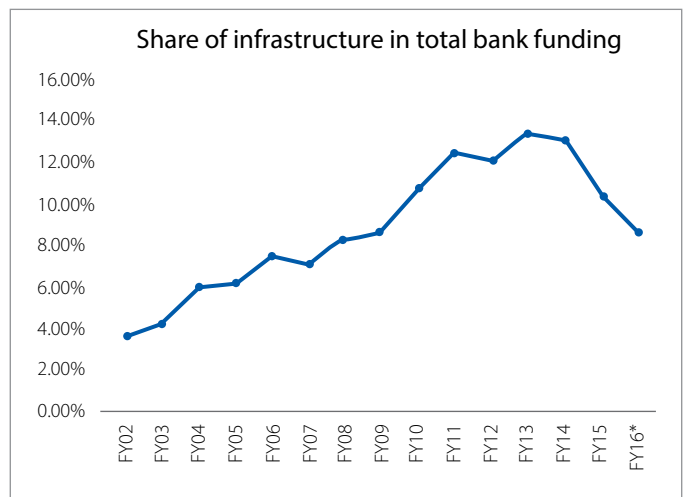
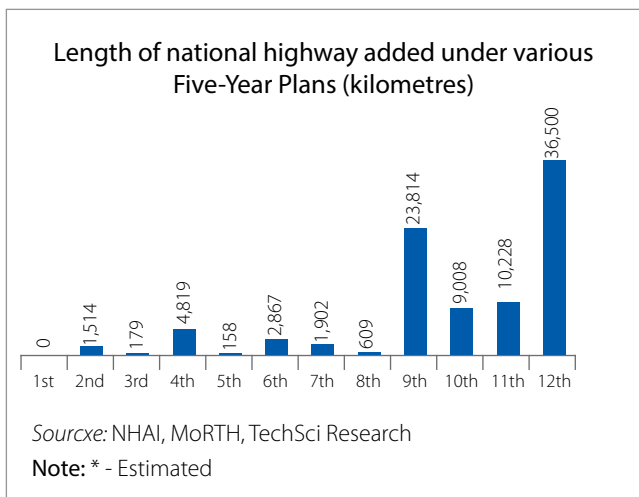


● **Increasing road traffic:** The share of the total traffic via roads in India has grown from 13.8% to 65% (freight) and from 32 to 80% (passenger) over 1951–2015. Increasingly amenable vehicle loans have also driven the demand for the road traffic.



● **National Highway construction:** A mere 179 kms of roads were built during the Third Five-Year Plan period this increased to 10,228 kms during the Eleventh Five-Year Plan period. Another 36,500 which is expected to be added in the twelfth

● **Infrastructural development:** The infrastructure sector's total share in bank funding rose from 3.74% in 2002 to about 8.7% in 2016. It is estimated that total spending on infrastructure would reach USD19 billion during FY12-17.



● **Governmental initiatives:** There are various initiatives that have been undertaken by the Government of India namely the National Highway Development Programme, Pradhan Mantri Gram Sadak Yojna and Central Road Fund Act (2000), and other initiatives like viability gap funding, among others to boost growth.

### Government reforms to boost road sector projects

#### Government's thrust on Fast-tracking Road Projects

- Ordinance to amend the New Land Acquisition Act.
- Committee on easing environmental clearance norms and

introduction of an online portal for environment and forest clearance.

- Central Government introduces new bidding strategy for National highway projects.
- Faster dispute resolution, including setting up of the Society for Affordable Redressal of Disputes by NHAI.
- Fast - tracking road projects in border areas and bringing BRO under the Ministry of Defence.

#### Finance Related Measures

- RBI's permission to NBFCs to restructure project loans.
- RBI's permission to banks to refinance project loans through full or partial takeout financing.
- 5/25 scheme for easing financial pressure on the developers of new infrastructure projects with long gestation projects. The scheme allows banks to extend long- term loans of 20 - 25 years to match the cash flows of projects, while refinancing them every five or seven years.
- Further, lenders can refinance existing exposures and change repayment schedule without classifying exposure as "Restructured".
- RBI's classification of lending exposure to toll road projects as "Secured" to the extent assured by the project authority, leading to easing of provisioning norms & lower pricing of debt.
- Issuance of long-term bonds by commercial banks, which would be excluded from CRR/SLR requirements.
- Issuance of Maharaja Bonds by IFC to raise funds for the infrastructure sector.
- Issuance of bonds by multilateral financial institutions eligible for repo in corporate debt securities.
- The Central Government is also in the process of finalizing a mechanism that will allow private equity firms and sovereign wealth funds to invest in highway projects

#### Initiatives to Revive the Road Sector

- Shift towards cash contracts.
- Regulatory clearances to ~ 80 stuck projects and railway clearances for 85 projects with railway over-bridges.
- Golden handshake with developers for 34 projects worth ~ USD 5.5 billion.
- CCEA has approved a comprehensive Exit Policy Framework that now permits concessionaires /developers to divest 100% equity, two years after completion construction. This will help revive private participation.

- In order to revive projects stuck due to lack of funds, NHAI has been authorized to provide funds to such projects from its overall budget/corpus as loans at a pre-determined rate of return.

- Plans to allow international arbitration for dispute resolution

#### Ordinance on new Land Acquisition Act

Easing of the land acquisition process particularly for PPP projects. However, the developers would be required to pay a higher amount for acquiring land.

- NHAI will not award any road project unless it possesses 80% of land for the BOT projects and 90% of land for the EPC projects.
- MoRTH& NHAI plans to award ~ 12,000 km in FY17, respectively. NHAI has already acquired ~ 60% of land required for road projects which MoRTH (including NHAI) plans to award in FY17.
- Currently, the authorities (NHAI/MORTH) are evaluating development of rigid pavements (cement concrete) instead of bituminous earlier, to ensure minimum maintenance over next 15 years.

#### Easing of Environmental Clearance Norms, Online portal for Environment and Forest Clearance

De-linking of forest from environmental clearances. During May-December 2014, the MoEF has given environment clearances to ~ 190 projects worth ₹ 6.3 trillion. This includes 48 infrastructure projects, including highway projects worth ₹ 950 billion.

#### RFID-based Toll Collection System

The implementation of ETC (Electronic Toll Collection) method of tolling to enable faster transit at toll plazas and seamless travel across tolled roads.

#### Rescheduling of Premium Payments

Provide relief to the project developers by rescheduling of premium payments. During FY15 ~ 11 projects have been cleared by the NHAI.

#### Constitution of SAROD by the NHAI

Quicker redressal of disputes at reasonable arbitration fee and miscellaneous expenditure. As of December 2014, ~ 60% of the NHAI-awarded contracts worth ₹ 272.1 billion were involved in disputes

#### Bringing BRO under the Ministry of Defence

Expedite road construction work in the border areas due to reduced procedural and inter-ministerial delays.

#### Setting up of NHIDCL

Upgradation of road infrastructure in the north-eastern region and other strategic areas of the Country on a priority basis. This will lead to a significant EPC opportunity.





# Directors' Report

To,  
The Members,  
Your Directors present their Fourteenth Annual Report and Audited Financial Statements of MEP Infrastructure Developers Limited for the Financial Year ended 31st March, 2016.

## Financial Results

(₹ in Lakhs)

Particulars	Standalone Results For the year ended as at		Consolidated Results For the year ended as at	
	31st March, 2016	31st March, 2015	31st March, 2016	31st March, 2015
Total Revenue	74,006.31	93,287.57	204,750.31	204,129.65
Total Expenses	70,147.16	90,753.33	200,581.55	214,769.92
Profit/(Loss) before tax & prior period expenses	3,859.15	2,534.23	4,168.76	(10,640.27)
Prior period expense (Net)	0.00	29.24	0.00	(106.34)
<b>Profit/(Loss) Before Tax</b>	<b>3,859.15</b>	<b>2,505.00</b>	<b>4,168.76</b>	<b>(10,746.61)</b>
Tax Expense (Net)	(1,185.68)	(889.88)	(1,536.10)	(786.70)
<b>Profit / (Loss) After Tax</b>	<b>2,673.47</b>	<b>1,615.12</b>	<b>2,632.66</b>	<b>(11,533.31)</b>
Appropriations:				
Interim Dividend(excluding tax)	(162.57)	-	(162.57)	-
Proposed Final Dividend* (excluding tax)	(162.57)	-	(162.57)	-
Tax on Dividends (interim & proposed)	(67.12)	-	(67.12)	-
<b>Balance carried to Balance Sheet</b>	<b>15,646.89</b>	<b>13,365.68</b>	<b>(32,906.00)</b>	<b>(35,146.40)</b>
<b>Earnings Per Share (₹)</b>	<b>1.69</b>	<b>1.47</b>	<b>1.66</b>	<b>(10.51)</b>

\* The Board has recommended payment of Final Dividend of Re. 0.10 per equity share of ₹ 10/- each on 16,25,69,191 equity shares.

## DIVIDEND

Your Company declared Interim Dividend of Re. 0.10 per equity share of ₹ 10/- each for the Financial Year 2015-16. It resulted into cash outflow of ₹ 1.63 Crores. The Board has recommended payment of Final Dividend of Re. 0.10 per equity share of ₹ 10/- each for the Financial Year 2015-16.

## TRANSFER TO RESERVES

The Directors do not propose to transfer any amount to Reserve.

## PERFORMANCE OF THE COMPANY

On standalone basis, revenue from operations and other income for the financial year under review were ₹ 74,006.31 Lakhs as against ₹ 93,287.57 Lakhs for the previous financial year registering a decrease of 20.67% mainly due to the successful completion of some short term toll collection projects. The profit before tax was ₹ 3,859.15 Lakhs and the profit after tax was ₹ 2,673.47 Lakhs for the financial year under review as against ₹ 2,505.00 Lakhs and ₹ 1,615.12 Lakhs respectively for the previous financial year.

On consolidated basis, revenue from operations and other income for the financial year under review were ₹ 204,750.31 Lakhs as against ₹ 204,129.65 Lakhs for the previous financial year registering an Increase of 0.30%. The profit before tax was ₹ 4,168.76 Lakhs and the profit after tax was ₹ 2,632.66 Lakhs for the financial year under review as against Loss of ₹ 10,640.27 Lakhs and ₹ 11,533.31 Lakhs respectively for the previous financial year.

There were no material changes and commitments affecting the financial position of the company, between the end of the financial year and the date of the report.

## OPERATION

Your Company has taken another step forward and entered the projects under Hybrid Annuity Model (HAM). Under HAM, 60% of the total project cost to be contributed by Developer and balance 40% to be invested by the Government during construction period in five equal instalments linked to project milestones. The Government / NHAI will collect the toll under HAM and pay the

developer annuity payments over 15 years along with interest thereon at bank rate + 3%. The developer will also receive O&M payments bi-annually along with annuity payments. All project payments are inflation indexed. The advantage of HAM projects are :

- reduced initial capital outflow for Authority compared to EPC mode
- Easier debt servicing by concessionaires during the initial years of project compared to BOT / OMT (Toll) projects
- Additional comfort to Lenders in case of termination during construction period
- Reduced equity investments by developers
- Opportunities for IDFs and InvITs for long term investments in the sector post construction completion with reduced risk perception
- Private Sector not required to bear the traffic risk

Your Company has won 5 (five) road projects under the HAM:

- Arawali Kante Road [Four-laning of NH66 (km 241.3 – 281.3) under NHDP Phase-IV]
- Kante Waked Road [Four- laning of NH66 (km 281- 332) under NHDP Phase IV]
- Nagpur Ring Road-Package I [Four-laning standalone Ring Road / Bypass (km 0.5- 34.0) for Nagpur city]
- Nagpur Ring Road-Package II [Four-laning standalone Ring Road / Bypass (km 34.5- 62.035) for Nagpur city]
- Talaja Mahuva [Four-laning of Talaja Mahuva section of NH 8E (km 53.5 - 100.1) & design chainage (km 54.9- 100.45)]

Your company is in the process to form and implement an Infrastructure Investment Trust (InvIT) and shall be acting as the Sponsor for the said Infrastructure Investment Trust (InvIT). In terms of Regulation 6 (2) of The Securities and Exchange Board of India (Infrastructure Investment Trusts) Regulations, 2014 (the "InvIT Regulations") has granted the Certificate of Registration as an Infrastructure Investment Trust to MEP Infrastructure Investment Trust (MEP InvIT).

Detailed information on the operations of the Company and details on the state of affairs of the Company are covered in the Management Discussion and Analysis Report.

## DEPOSITS

The Company has not accepted any deposits during the year.

## DIRECTORS

Mrs. Anuya J. Mhaskar (DIN 00707650), Director of the Company, is liable to retire by rotation at the forthcoming Annual General Meeting and, being eligible, offers herself for re-appointment. Your Directors recommend her re-appointment.

Mr. Khimji Pandav, Mr. Deepak Chitnis, Mr. Vijay Agarwal and Mrs. Preeti Trivedi, were appointed as Non-Executive Independent Directors of the Company for a period of 2(two) consecutive years from 9th September, 2014, and accordingly their first term will complete on 8th September, 2016. In terms of Section 149, 152 and other applicable provisions of the Companies Act, 2013, and on the recommendation of the Nomination and Remuneration Committee, the Board has recommended the extension of term of the Independent Directors considering performance evaluation of each Independent Director of the Company done by the Board at its meeting held on 9th February, 2016.

A notice has been received from member proposing Mr. Pandav, Mr. Chitnis, Mr. Agarwal and Mrs. Trivedi as candidates for the office of Director of the Company. Appropriate resolutions seeking your approval for the same has already been included in the Notice of the Annual General Meeting.

In the opinion of the Board, all the aforesaid Independent Directors fulfil the conditions specified in the Companies Act, 2013 and rules made thereunder for appointment as an Independent Director and is independent of the management.

The Independent Directors have submitted the declaration of independence, as required pursuant to Section 149(7) of the Companies Act, 2013 stating that they meet the criteria of independence as provided in Section 149(6) of the Companies Act, 2013.

## DIRECTORS' RESPONSIBILITY STATEMENT

As required under clause (c) of sub-section (3) of section 134 of Companies Act, 2013, Directors, to the best of their knowledge and belief, state that –

- (i) in the preparation of the annual accounts, the applicable Accounting Standards had been followed along with proper explanation relating to material departures;



- (ii) the directors had selected such accounting policies and applied them consistently and made judgments and estimates that are reasonable and prudent, so as to give a true and fair view of the state of affairs of the Company at the end of the financial year and of the profit and loss of the Company for that period;
- (iii) the directors had taken proper and sufficient care for the maintenance of adequate accounting records in accordance with the provisions of Companies Act, 2013 for safeguarding the assets of the Company and for preventing and detecting fraud and other irregularities;
- (iv) the directors had prepared the annual accounts on a going concern basis;
- (v) the directors had laid down internal financial controls to be followed by the Company and that such internal financial controls are adequate and were operating effectively; and
- (vi) the directors had devised proper systems to ensure compliance with the provisions of all applicable laws and that such systems were adequate and operating effectively.

## BOARDS EVALUATION

Pursuant to the provisions of the Companies Act, 2013 and the SEBI (Listing Obligations and Disclosure Requirements) Regulations, 2015, the Board has carried out an annual performance evaluation of its own performance, the directors individually as well as of its Committees. The manner in which the evaluation has been carried out has been covered in the Corporate Governance Report.

## REMUNERATION POLICY

Information regarding Remuneration Policy is provided in the Corporate Governance Report.

## EXTRACT OF ANNUAL RETURN

The extract of annual return as provided under sub-section (3) of section 92 of the Companies Act, 2013, in the prescribed Form MGT-9 is annexed to this Report.

## NUMBER OF MEETINGS OF THE BOARD

There were 9 (Nine) meetings of the Board held during the year. Detailed information is given in the Corporate Governance Report.

## AUDIT COMMITTEE

The Audit Committee comprises of 2 (Two) Independent Directors and a Executive Director. Detailed information is given in the Corporate Governance Report. All the recommendations made by the Audit Committee were accepted by the Board.

## CORPORATE GOVERNANCE

A separate section on Corporate Governance forms a part of our

Report. A certificate has been received from the Secretarial Auditor of the Company regarding compliance of conditions of Corporate Governance as stipulated under the SEBI (Listing Obligations and Disclosure Requirements) Regulations, 2015.

## AUDITORS

### STATUTORY AUDITORS

Pursuant to the provisions of Section 139 of the Companies Act, 2013 and the Rules made thereunder and in terms of the approval given by the members at the 13th AGM of the Company held on 23rd September, 2015, the Joint Statutory Auditors of the Company, M/s. B S R & Co. LLP, Chartered Accountants (Firm Registration No. 101248W/W-100022) and M/s. Gokhale & Sathe, Chartered Accountants (Firm Registration No.103264W) will hold office upto the conclusion of the ensuing Annual General Meeting.

The Company has received the certificates from both the Joint Auditors expressing their willingness to be appointed as the Statutory Auditors and that their appointment, if made, at the ensuing Annual General Meeting would be in accordance with the conditions laid down under the Act and Rule 4 of Companies (Audit and Auditors) Rules, 2014.

The Board of Directors on the recommendations of the Audit Committee propose appointment of M/s. B S R & Co. LLP, Chartered Accountants as the Joint Statutory Auditors of the Company to hold office for a period of 5 years and M/s. Gokhale & Sathe, Chartered Accountants as the Joint Statutory Auditors of the Company to hold office from the conclusion of this Annual General Meeting until the conclusion of next Annual General Meeting of the Company.

The Statutory Audit Report contains a qualification but reply for the observation made by the Statutory Auditors are mentioned below:

### Clarification on Auditors' Qualifications:

The Company is a 25% stakeholder in SMYR LLP (an associate concern established to operate a Toll Tax collection project at New Delhi region). The Company has a receivable of Rs. 709.27 lakhs from the SMYR LLP. The Management is confident of recovering the same. The SMYR LLP financial statements are yet under audit and the management is in the process of obtaining a confirmation for this receivable.

### Para vii(a) of the Auditor's Report:

Our Company has generally been regular in depositing statutory dues. These amounts have subsequently been paid and the management has taken steps to avoid delays in future.

## COST AUDITORS

Pursuant to section 148 of the Companies Act, 2013 read with the Companies (Cost Records and Audit) Amendment rules, 2014, the

cost audit records maintained by the company in respect of its road maintenance activity is required to be audited. The Company has appointed M/s. A. B. Nawal & Associates (Firm Registration No. PROP-0046), Cost Accountants, as the Cost Auditor to audit the cost accounts records of the Company for the Financial Year 2015-16 and 2016-17; at a remuneration of ₹ 2,50,000/- p.a. (Rupees Two Lakh Fifty Thousand Only) and ₹ 3,00,000/- p.a. (Rupees Three Lakh Only) respectively plus service tax at the applicable rate and re-imburement of out of pocket expenses. As required under the Companies Act 2013, the remuneration payable to the Cost Auditor is required to be placed before the members in a general meeting for their ratification. Accordingly a resolution seeking member's ratification for the remuneration payable to M/s. A. B. Nawal & Associates (Firm Registration No. PROP-0046), Cost Accountants is included in the Notice convening the Annual General Meeting.

The Cost Audit Reports for the Financial Year ended 31st March, 2015 were filed on 1<sup>st</sup> October, 2015.

The Cost Audit Reports for the Financial Year ended 31st March, 2016 are required to be submitted by the Cost Auditor to the Board of Directors by 27<sup>th</sup> September, 2016 and same are required to be filed by the Company with the Central Government within 30 days from the receipt of the reports.

## SECRETARIAL AUDITOR

Pursuant to the provisions of section 204 of the Companies Act, 2013 and Rules made thereunder the Company has appointed, CS Dinesh Joshi, KANJ & Associates, (Membership No. 3752) Company Secretaries in Practice to undertake the secretarial audit of the Company for the Financial Year 2015-16. Secretarial Audit Report as issued by him in the prescribed form MR-3 is annexed to this Report.

The said Secretarial Audit Report does not contain any qualification, reservation but reply for the observation made by the Secretarial Auditors are mentioned below:

The Company has been prompt in filing necessary forms prescribed under the Companies Act, 2013. There were few cases, because of some technical issues while synchronizing the data pertaining to the beneficiary names, the Company filed the e-form MGT 10 with minor delay with the additional fees. The Company has now ensured that all future forms are being made diligently within prescribed time limit.

## RISK MANAGEMENT POLICY

Your Company has implemented mechanism to identify, assess, monitor and mitigate various risks and has formulated a Risk Management Policy. The Audit Committee and the Board of Directors are informed of the Risk assessment and minimization procedures.

## CORPORATE SOCIAL RESPONSIBILITY

Detailed information on Corporate Social Responsibility Policy developed and implemented by the Company on CSR initiatives taken during the year pursuant to section 135 of the Companies Act, 2013 is given in the annexed Report on CSR activities.

## PARTICULARS OF LOANS, GUARANTEES OR INVESTMENTS

Information regarding loans, guarantees and investments as required under the provisions of section 186 of the Companies Act, 2013 is not applicable to the Company as the Company is exempted under the category of "the companies providing infrastructure facilities".

## RELATED PARTY TRANSACTIONS

All related party transactions during the year were on arm's length basis and were not material as per the Related Party Transaction Policy of the Company and not in conflict with the interest of the Company. The particulars of the said transactions alongwith other contracts/arrangements are also briefed in the Note/Schedule 26.10 to the financial statement which sets out related party disclosures. Considering the foregoing, disclosure in Form AOC-2 is not required.

The Policy on materiality of related party transactions and dealing with related party transactions as approved by the Board may be accessed through the following portal link: <http://www.mepinfra.com>

## CODE OF CONDUCT

The Board of Directors has approved a Code of Conduct which is applicable to the Members of the Board and specified employees in the course of day to day business operations of the company. The Company believes in "Zero Tolerance" against bribery, corruption and unethical dealings / behaviour in any form and the Board has laid down certain directives to counter such acts. Such code of conduct has also been placed on the Company's website. The Code lays down the standard procedure of business conduct which is expected to be followed by the Directors and the designated employees in their business dealings and in particular on matters relating to integrity in the work place, in business practices and in dealing with stakeholders. The Code gives guidance through examples on the expected behaviour from an employee in a given situation and the reporting structure. All the Board Members and the Senior Management personnel have confirmed compliance with the Code. A declaration to this effect signed by the Vice-Chairman and Chief Executive Officer of the Company appears elsewhere in this Annual Report.

## VIGIL MECHANISM / WHISTLE BLOWER POLICY

The Company has established a Vigil Mechanism Policy/ Whistle Blower Policy to deal with instances of fraud and mismanagement,





if any. Staying true to our core values of Strength, Performance and Passion and in line with our vision of being one of the most respected companies in India, the Company is committed to the high standards of Corporate Governance and Stakeholder Responsibility. The said Policy ensures that strict confidentiality is maintained in respect of whistle blowers whilst dealing with

concerns and also specified that no discrimination will be meted out to any person for a genuinely raised concern. The Policy on Vigil Mechanism Policy /Whistle Blower Mechanism may be accessed through the following link: <http://www.mepinfra.com>.

## SUBSIDIARY/JOINT VENTURE/CONSORTIUM

Following are the companies which are subsidiary companies of the Company

Name of the Subsidiary	% of holding	Status
MEP INFRASTRUCTURE PRIVATE LIMITED	99.99	Subsidiary
RAIMA VENTURES PRIVATE LIMITED	100	Wholly owned Subsidiary
RIDEEMA TOLL PRIVATE LIMITED	100	Wholly owned Subsidiary
BARAMATI TOLLWAYS PRIVATE LIMITED	99.99	Step down Subsidiary
RIDEEMA TOLL BRIDGE PRIVATE LIMITED	100	Wholly owned Subsidiary
MEP NAGZARI TOLL ROAD PRIVATE LIMITED	100	Wholly owned Subsidiary
MEP IRDP SOLAPUR TOLL ROAD PRIVATE LIMITED	100	Wholly owned Subsidiary
RAIMA TOLL ROAD PRIVATE LIMITED	100	Wholly owned Subsidiary
MEP HYDERABAD BANGALORE TOLL ROAD PRIVATE LIMITED	99.99	Subsidiary
MEP CHENNAI BYPASS TOLL ROAD PRIVATE LIMITED	100	Wholly owned Subsidiary
MEP HIGHWAY SOLUTIONS PRIVATE LIMITED	100	Wholly owned Subsidiary
MEP RGSL TOLL BRIDGE PRIVATE LIMITED	100	Wholly owned Subsidiary
RAIMA TOLL & INFRASTRUCTURE PRIVATE LIMITED	100	Wholly owned Subsidiary
MEP TORMATO PRIVATE LIMITED	100	Wholly owned Subsidiary
MEP ROADS & BRIDGES PRIVATE LIMITED	100	Wholly owned Subsidiary
MHASKAR TOLL ROAD PRIVATE LIMITED	100	Wholly owned Subsidiary
MEP INFRA CONSTRUCTIONS PRIVATE LIMITED	100	Wholly owned Subsidiary
MEP TOLL & INFRASTRUCTURE PRIVATE LIMITED	100	Wholly owned Subsidiary
MEP INFRAPROJECTS PRIVATE LIMITED	100	Wholly owned Subsidiary
MEP NAGPUR RING ROAD 1 PRIVATE LIMITED	74	Subsidiary
MEP SANJOSE NAGPUR RING ROAD 2 PRIVATE LIMITED	74	Subsidiary
MEP SANJOSE ARAWALI KANTE ROAD PRIVATE LIMITED	74	Subsidiary
MEP SANJOSE KANTE WAKED ROAD PRIVATE LIMITED	74	Subsidiary
MEP SANJOSE TALAJA MAHUVA ROAD PRIVATE LIMITED	60	Subsidiary

## STATUTORY DISCLOSURES

A Statement containing salient features of the financial statement of subsidiaries and associates as prescribed Form AOC-1, is annexed to this Report. The audited financial statements of the said companies will be kept for inspection by any member of the Company at its registered office during business hours. The same are placed on the Company's website [www.mepinfra.com](http://www.mepinfra.com)

Information required under the provisions of Section 197(12) of the Companies Act, 2013 read with rule 5 of Companies (Appointment and Remuneration of Managerial Personnel) Rules, 2014, in respect of employees of the Company and details of remuneration of managerial personnel, forms part of this report. As per provisions

of section 136(1) of the said Act, these particulars will be made available to any shareholder on request.

A Cash Flow Statement for the year 2015-16 is attached to the Balance Sheet.

Pursuant to the requirements of Section 22 of the Sexual Harassment of Women at Workplace (Prevention, Prohibition & Redressal) Act, 2013 read with Rules thereunder, the Company has not received any complaint of sexual harassment during the year under review. The Company had formulated and adopted a Policy on Prevention of Sexual Harassment at Workplace.

## CONSERVATION OF ENERGY, TECHNOLOGY ABSORPTION, FOREIGN EXCHANGE EARNINGS AND OUTGO

The Company primarily being an Infrastructure Company and not involved in any industrial or manufacturing activities, the Company has no particulars to report regarding conservation of energy and technology absorption as required under section 134 of the Companies Act, 2013 and Rules made thereunder. During the year under review, the Company did not have any foreign exchange earnings, whereas the foreign exchange outgo amounted to ₹ 4,67,554/- (Rupees Four Lacs Sixty Seven Thousand Five Hundred and Fifty Four Only) towards foreign travelling expenses.

## ADEQUACY OF INTERNAL FINANCIAL CONTROLS

Your Company has an effective internal financial control and risk-mitigation system, which are constantly assessed and strengthened with new/revised standard operating procedure. The Company's internal financial control system is commensurate with its size, scale and complexities of its operations.

## CAUTIONARY STATEMENT

Statements in this Directors' Report and Management Discussion and Analysis describing the Company's objectives, projections, estimates, expectations or predictions may be "forward-looking statements" within the meaning of applicable securities laws and regulations. Actual results could differ materially from those expressed or implied. Important factors that could make difference to the Company's operations include changes in the government regulations, developments in the infrastructure segment, tax regimes and economic developments within India.

## ACKNOWLEDGEMENTS & APPRECIATION

Your Directors wish to express their grateful appreciation for the valuable support and cooperation received from lenders, business associates, banks, financial institutions, shareholders and society at large.

Your Directors take this opportunity to thank Book Running Lead Managers viz. IDFC Securities Limited, Inga Capital Private Limited and IDBI Capital Market Services Limited, Registrar & Transfer Agents viz. Link Intime India Private Limited, Legal Counsels viz. erstwhile Amarchand Mangaldas & Suresh A. Shroff & Co and Luthra & Luthra Law Offices, Maharashtra State Road Development Corporation Limited, Ministry of Road Transport and Highways, National Highways Authority of India and its subsidiaries, Rajasthan State Road Development & Construction Corporation Ltd, Road Infrastructure Development Company of Rajasthan Ltd and Hoogly River Bridge Commissioner. Your Directors also thank Ministry of Corporate Affairs, stakeholders, advocates and solicitors and business associates for their continuous support and look forward to their support.

Your Directors also place on record, their appreciation for the contribution, commitment and dedication of the employees of the Company and its subsidiaries at all levels.

**By and on behalf of the Board of Directors**

Place: Mumbai

Date: June 28, 2016

**Chairman**

## ANNEXED TO THIS REPORT

1	ANNEXURE-A	ANNUAL REPORT ON CSR ACTIVITIES
2	ANNEXURE-B	SECRETARIAL AUDIT REPORT IN FORM MR-3
3	ANNEXURE-C	EXTRACTS OF ANNUAL RETURN IN FORM MGT-9
4	ANNEXURE-D	STATEMENT OF PARTICULARS OF EMPLOYEES PURSUANT TO THE PROVISIONS OF RULE 5 (1) AND 5(2) OF THE COMPANIES (APPOINTMENT AND REMUNERATION OF MANAGERIAL PERSONNEL) RULES 2014
5	ANNEXURE-E	A STATEMENT CONTAINING SALIENT FEATURES OF THE FINANCIAL STATEMENT OF SUBSIDIARIES/ ASSOCIATE COMPANIES/JOINT VENTURES IN PRESCRIBED FORM AOC-1.
6	CORPORATE GOVERNANCE REPORT	



# Annexure A

## ANNUAL REPORT ON CSR ACTIVITIES

1. A brief outline of the Company's CSR policy, including overview of projects or programmes proposed to be undertaken and a reference to the web-link to the CSR policy and projects or programmes.

CSR Policy is stated herein below:

Weblink: [http://www.mepinfra.com/\\_assets/PDF/Corporate%20Governance/Policies/CSR-Policy\\_MEP-IDL.pdf](http://www.mepinfra.com/_assets/PDF/Corporate%20Governance/Policies/CSR-Policy_MEP-IDL.pdf)

2. **Composition of the CSR Committee:**

- Mrs. Anuya J. Mhaiskar, Chairperson (Non-Executive Director)
- Mr. Murzash Manekshana (Executive Director)
- Mr. Deepak Chitnis (Independent Director)

3. **Average net profit of the Company for last three financial years:**

Average net profit: ₹ 1929.64 Lakhs

4. **Prescribed CSR Expenditure (two percent of the amount as in item 3 above):**

The Company is required to spend ₹ 38.59 Lakhs.

5. **Details of CSR spend for the financial year:**

- a. Total amount spent for the financial year: ₹ 5 Lakhs
- b. Amount unspent, if any: ₹ 33.59 Lakhs
- c. Manner in which the amount spent during the financial year is detailed below:

(₹ in Lakhs)							
Sr. No.	Projects / Activities	Sector	Locations	Amount Outlay (Budget) Project or Programs wise	Amount spent on the project or programs	Cumulative Expenditure upto reporting period	Amount spent: Direct or through implementing agency*
1.	MEP support to St. Catherine's Home (who shelter abandoned / relinquished babies, toddlers, orphans, children with HIV, unmarried mothers and adivasi girls).	Housing	Maharashtra	5.00	5.00	5.00	5.00 (Direct)

The CSR Committee of the Board of Directors had identified the areas of CSR activities proposed to carry out by the Company. The Company has not incurred the requisite spend on Corporate Social Responsibility during 2015-16 as required under Section 135 of the Companies Act, 2013. However, Company is committed for contributing to its CSR activities for the upliftment of the society to the maximum possible extent.

The CSR Committee confirms that the implementation and monitoring of the CSR Policy is in compliance with the CSR objectives and Policy of the Company.

# Annexure B

## Form No. MR-3 SECRETARIAL AUDIT REPORT

FOR THE FINANCIAL YEAR ENDED 31st MARCH, 2016

[Pursuant to section 204(1) of the Companies Act, 2013 and rule No.9 of the Companies (Appointment and Remuneration Personnel) Rules, 2014]

To,  
The Members,  
**MEP INFRASTRUCTURE DEVELOPERS LIMITED,**  
L45200MH2002PLC136779  
A-412, boomerang, Chandivali Farm Road,  
Near Chandivali Studio, Andheri East,  
Mumbai 400 072.

We have conducted the secretarial audit of the compliance of applicable statutory provisions and the adherence to good corporate practices by MEP INFRASTRUCTURE DEVELOPERS LIMITED (hereinafter called "the Company"). Secretarial Audit was conducted in a manner that provided us a reasonable basis for evaluating the corporate conducts/statutory compliances and expressing our opinion thereon.

Based on our verification of the Company's books, papers, minute books, forms and returns filed and other records maintained by the company and also the information provided by the Company, it's officers, agents and authorized representatives during the conduct of secretarial audit, we hereby report that in our opinion, the Company has, during the audit period covering the financial year ended on 31st March, 2016, adequately complied with the statutory provisions listed hereunder and also that the Company has proper Board-processes and compliance-mechanism in place to the extent, in the manner and subject to the reporting made hereinafter:

We have examined the books, papers, minute books, forms and returns filed and other records maintained by the Company for the financial year ended on 31st March, 2016 according to the provisions of:

- (i) The Companies Act, 2013 (the Act) and the rules made thereunder;
- (ii) The Securities Contracts (Regulation) Act, 1956 ('SCRA') and the rules made there under;

- (iii) The Depositories Act, 1996 and the Regulations and Bye-laws framed thereunder;
- (iv) Foreign Exchange Management Act, 1999 and the rules and regulations made there under to the extent of Foreign Direct Investment, Overseas Direct Investment and External Commercial Borrowings;
- (v) The following Regulations and Guidelines prescribed under the Securities and Exchange Board of India Act, 1992 ('SEBI Act'):-
  - (a) The Securities and Exchange Board of India (Substantial Acquisition of Shares and Takeovers) Regulations, 2011;
  - (b) The Securities and Exchange Board of India (Prohibition of Insider Trading) Regulations, 1992 and the Securities and Exchange Board of India (Prohibition of Insider Trading) Regulations, 2015;
  - (c) The Securities and Exchange Board of India (Issue of Capital and Disclosure Requirements) Regulations, 2009;
  - (d) The Securities and Exchange Board of India (Employee Stock Option Scheme and Employee Stock Purchase Scheme) Guidelines, 1999: There are no events occurred during the period which attracts provisions of these guidelines, hence not applicable.
  - (e) The Securities and Exchange Board of India (Issue and Listing of Debt Securities) Regulations, 2008: There are





no events occurred during the period which attracts provisions of these guidelines, hence not applicable.

- (f) The Securities and Exchange Board of India (Registrars to an Issue and Share Transfer Agents) Regulations, 1993 regarding the Companies Act and dealing with client: There are no events occurred during the period which attracts provisions of these guidelines, hence not applicable.
- (g) The Securities and Exchange Board of India (Delisting of Equity Shares) Regulations, 2009: There are no events occurred during the period which attracts provisions of these guidelines, hence not applicable. And
- (h) The Securities and Exchange Board of India (Buyback of Securities) Regulations, 1998: There are no events occurred during the period which attracts provisions of these guidelines, hence not applicable

For the clauses (ii) to (v) above, the shares of the Company are listed on stock Exchanges w.e.f. 6th May, 2015 hence thereafter the provisions of these Acts, Regulations & guidelines are applicable,

- (vi) As per information provided to us there are no laws which specifically apply to the Company except for Indian Tolls Act, 1851.

We have also examined compliance with the applicable clauses of the following:

- (i) Secretarial Standards issued by The Institute of Company Secretaries of India.
- (ii) The Listing Agreements entered into by the Company with BSE Limited National Stock Exchange of India Limited and the Securities and Exchange Board of India (Listing Obligations and Disclosures requirements) Regulations, 2015.

During the period under review the Company has adequately complied with the provisions of above mentioned Acts, Rules, Regulations, Guidelines, Standards, etc. as mentioned above subject to the following observations:

The Company has complied with the provisions of Section 93 of the Companies Act, 2013 pertaining to filing of return in E Form MGT10,

in respect of change in the number of shares held by promoters and top ten shareholders of the company except for the changes since October, 2015.

We further report that the Board of Directors of the Company is duly constituted with proper balance of Executive Directors, Non-Executive Directors and Independent Directors. There was no change in the composition of the Board of Directors during the period under review.

Adequate notice is given to all directors to schedule the Board Meetings, agenda and detailed notes on agenda were sent at least seven days in advance and a system exists for seeking and obtaining further information and clarifications on the agenda items before the meeting and for meaningful participation at the meeting.

All the decision in the board meetings were carried through by majority while there were no dissenting members' views and hence not captured and recorded as part of the minutes.

We further report that there are adequate systems and processes in the company commensurate with the size and operations of the Company to monitor and ensure compliance with above referred applicable laws, rules, regulations and guidelines.

We further report that during the audit period the Company has taken following actions or enter into events having a major bearing on the company's affairs in pursuance of the above referred laws, rules, regulations, guidelines, standards, etc.

- The Shares of the Company are listed on Stock Exchanges w.e.f. 6th May, 2015.
- Alteration of the objects clause of the Memorandum of Association of the Company by postal ballot.

**Dinesh Joshi**

*Partner,*

KANJ & Associates,

Company Secretaries,

FCS No. 3752 C P No.: 2246

Place: Pune

Date: 28th June, 2016

To  
The Members,  
MEP INFRASTRUCTURE DEVELOPERS LIMITED,  
L45200MH2002PLC136779  
A-412, boomerang, Chandivali Farm Road,  
Near Chandivali Studio, Andheri East,  
Mumbai 400 072.

Our report of even date is to be read along with the letter.

Maintenance of secretarial record is the responsibility of the management of the Company. Our responsibility is to express an opinion on these secretarial records based on our audit.

We have followed the audit practices and process as were appropriate to obtain reasonable assurance about the correctness of the contents of the secretarial records. The verification was done on test basis to ensure that correct facts are reflected in secretarial records. We believe that the process and practices followed, provide a reasonable basis for our opinion.

We have not verified the correctness and appropriateness of financial records and books of accounts of the Company.

Whenever required, we have obtained the management representation about the compliance of laws, rules and regulations and happening of events etc.

The Compliance of the provisions of corporate and other applicable laws, rules, regulations, standards is the responsibility of the management. Our examination was limited to the verification of the procedures on test basis.

The Secretarial Audit Report is neither an assurance as to the future viability of the company nor of the efficacy or effectiveness with which the management has conducted the affairs of the Company.

**Dinesh Joshi**  
Partner,  
KANJ & Associates,  
Company Secretaries,  
FCS No. 3752 C P No.: 2246

Place: Pune

Date: 28th June, 2016



# Annexure C

## Form No. MGT-9

### EXTRACT OF ANNUAL RETURN

as on the financial year ended on 31st March 2016

[Pursuant to section 92(3) of the Companies Act, 2013 and rule 12(1) of the Companies (Management and Administration) Rules, 2014]

#### I. Registration and Other Details

1.	CIN	L45200MH2002PLC136779
2.	Registration Date	08/08/2002
3.	Name of the Company	MEP Infrastructure Developers Limited
4.	Category / Sub-Category of the Company	Indian Non-Government Company (Company Limited by Shares)
5.	Address of the Registered office and contact details	A 412, boomerang, Chandivali Farm Road, Near Chandivali Studio, Andheri (E), Mumbai-400072
6.	Whether listed company Yes / No	YES
7.	Name, Address and Contact details of Registrar and Transfer Agent, if any	Link Intime India Private Limited C-13, Pannalal Silk Mills Compound, LBS Marg, Bhandup (West), Mumbai 400078 Tel: 022-25946970/25963838 Fax:022-25946969

#### II. Principal Business Activities of the Company

All the business activities contributing 10% or more of the total turnover of the company shall be stated:

S. No.	Name and Description of main products / services	NIC Code of the Product/ service	% to total turnover of the company
1.	Roads & Highways	995321	100%

#### III. Particulars of Holding, Subsidiary and Associate Companies

S. No.	Name and Address of the Company	CIN/GLN	Holding/ Subsidiary/ Associate	% of shares held	Applicable Section
1.	MEP Infrastructure Private Limited 410, boomerang, Chandivali Farm Road, Near Chandivali Studio, Andheri East, Mumbai-400 072	U45203MH2010PTC199329	Subsidiary	99.99%	Section 2(87)
2.	Raima Ventures Private Limited 410, boomerang, Chandivali Farm Road, Near Chandivali Studio, Andheri East, Mumbai-400 072	U45400MH2010PTC199383	Subsidiary	100%	Section 2(87)
3.	Rideema Toll Private Limited 410, boomerang, Chandivali Farm Road, Near Chandivali Studio, Andheri East, Mumbai-400 072	U74999MH2004PTC150238	Subsidiary	100%	Section 2(87)
4.	Baramati Tollways Private Limited 409, boomerang, Chandivali Farm Road, Near Chandivali Studio, Andheri East, Mumbai-400 072	U45203MH2010PTC203853	Subsidiary	99.99%	Section 2(87)

S. No.	Name and Address of the Company	CIN/GLN	Holding/ Subsidiary/ Associate	% of shares held	Applicable Section
5.	Rideema Toll Bridge Private Limited 410, boomerang, Chandivali Farm Road, Near Chandivali Studio, Andheri East, Mumbai-400 072	U45400MH2012PTC237427	Subsidiary	100%	Section 2(87)
6.	MEP Nagzari Toll Road Private Limited 410, boomerang, Chandivali Farm Road, Near Chandivali Studio, Andheri East, Mumbai-400 072	U45203MH2012PTC237785	Subsidiary	100%	Section 2(87)
7.	MEP IRDP Solapur Toll Road Private Limited 410, boomerang, Chandivali Farm Road, Near Chandivali Studio, Andheri East, Mumbai-400 072	U45208MH2012PTC237854	Subsidiary	100%	Section 2(87)
8.	Raima Toll Road Private Limited 410, boomerang, Chandivali Farm Road, Near Chandivali Studio, Andheri East, Mumbai-400 072	U45400MH2012PTC237838	Subsidiary	100%	Section 2(87)
9.	MEP Hyderabad Bangalore Toll Road Private Limited 410, boomerang, Chandivali Farm Road, Near Chandivali Studio, Andheri East, Mumbai-400 072	U45203MH2012PTC238390	Subsidiary	99.99**%	Section 2(87)
10.	MEP Chennai Bypass Toll Road Private Limited 410, boomerang, Chandivali Farm Road, Near Chandivali Studio, Andheri East, Mumbai-400 072	U45400MH2013PTC239203	Subsidiary	100%	Section 2(87)
11.	MEP Highway Solutions Private Limited 410, boomerang, Chandivali Farm Road, Near Chandivali Studio, Andheri East, Mumbai-400 072	U45209MH2012PTC237871	Subsidiary	100%	Section 2(87)
12.	MEP RGSL Toll Bridge Private Limited 410, boomerang, Chandivali Farm Road, Near Chandivali Studio, Andheri East, Mumbai-400 072	U45400MH2012PTC237950	Subsidiary	100%	Section 2(87)
13.	Raima Toll & Infrastructure Private Limited 410, boomerang, Chandivali Farm Road, Near Chandivali Studio, Andheri East, Mumbai-400 072	U45400MH2011PTC212222	Subsidiary	100%	Section 2(87)
14.	MEP Tormato Private Limited 410, boomerang, Chandivali Farm Road, Near Chandivali Studio, Andheri East, Mumbai-400 072	U45202MH2014PTC257802	Subsidiary	100%	Section 2(87)
15.	MEP Roads & Bridges Private Limited 410, boomerang, Chandivali Farm Road, Near Chandivali Studio, Andheri East, Mumbai-400 072	U45201MH2014PTC256362	Subsidiary	100%	Section 2(87)
16.	Mhaiskar Toll Road Private Limited 410, boomerang, Chandivali Farm Road, Near Chandivali Studio, Andheri East, Mumbai-400 072	U45400MH2014PTC259325	Subsidiary	100%	Section 2(87)





S. No.	Name and Address of the Company	CIN/GLN	Holding/ Subsidiary/ Associate	% of shares held	Applicable Section
17.	MEP Infra Constructions Private Limited 410, boomerang, Chandivali Farm Road, Near Chandivali Studio, Andheri East, Mumbai-400 072	U45203MH2014PTC259333	Subsidiary	100%	Section 2(87)
18.	MEP Toll & Infrastructure Private Limited 410, boomerang, Chandivali Farm Road, Near Chandivali Studio, Andheri East, Mumbai-400 072	U45400MH2014PTC259366	Subsidiary	100%	Section 2(87)
19.	MEP Infraprojects Private Limited 410, boomerang, Chandivali Farm Road, Near Chandivali Studio, Andheri East, Mumbai-400 072	U45400MH2014PTC259616	Subsidiary	100%	Section 2(87)
20.	KVM Technology Solutions Private Limited 410, boomerang, Chandivali Farm Road, Near Chandivali Studio, Andheri East, Mumbai-400 072	U74999MH2015PTC261383	Associate	33%	Section 2(6)

\*Also holding 20000000 (100%) 12% Non-Cumulative Redeemable Preference Shares.

#### IV. Share Holding Pattern (Equity Share Capital Breakup as percentage of Total Equity)

##### (i) Category-wise Share Holding

Category of Shareholders	No. of Shares held at the beginning of the year				No. of Shares held at the end of the year				% Change during the year *
	Demat	Physical	Total	% of Total Shares	Demat	Physical	Total	% of Total Shares	
<b>A. Promoters</b>									
<b>(1) Indian</b>									
a) Individual/HUF	48400700	-	48400700	43.41	52819112	-	52819112	32.49	-10.92
b) Central Government	-	-	-	-	-	-	-	-	-
c) State Government(s)	-	-	-	-	-	-	-	-	-
d) Bodies Corporate	59940407	-	59940407	53.76	59940407	-	59940407	36.87	-16.89
e) Banks / Financial Institutions	-	-	-	-	-	-	-	-	-
f) Any Other	-	-	-	-	-	-	-	-	-
<b>Sub-total (A) (1)</b>	<b>108341107</b>	<b>-</b>	<b>108341107</b>	<b>97.17</b>	<b>112759519</b>	<b>-</b>	<b>112759519</b>	<b>69.36</b>	<b>-27.81</b>
<b>(2) Foreign</b>									
a) NRIs - Individuals	-	-	-	-	-	-	-	-	-
b) Other – Individuals	-	-	-	-	-	-	-	-	-
c) Bodies Corporate	-	-	-	-	-	-	-	-	-
d) Banks / Financial Institutions	-	-	-	-	-	-	-	-	-
e) Any Other	-	-	-	-	-	-	-	-	-
<b>Sub-total (A) (2)</b>	<b>-</b>	<b>-</b>	<b>-</b>	<b>-</b>	<b>-</b>	<b>-</b>	<b>-</b>	<b>-</b>	<b>-</b>
<b>Total Promoter</b>									
Shareholding (A) = (A)(1)+(A)(2)	108341107	0	108341107	97.17	112759519	0	112759519	69.36	-27.81

Category of Shareholders	No. of Shares held at the beginning of the year				No. of Shares held at the end of the year				% Change during the year *
	Demat	Physical	Total	% of Total Shares	Demat	Physical	Total	% of Total Shares	
<b>B. Public Shareholding</b>									
<b>(1) Institutions</b>									
a) Mutual Funds	-	-	-	-	14788923	-	14788923	9.10	9.10
b) Banks	-	-	-	-	37565	-	37565	0.02	0.02
c) Central Government	-	-	-	-	-	-	-	-	-
d) State Government(s)	-	-	-	-	-	-	-	-	-
e) Venture Capital Funds	-	-	-	-	-	-	-	-	-
f) Insurance Companies	-	-	-	-	-	-	-	-	-
g) FIs	-	-	-	-	9357775	-	9357775	5.76	5.76
h) Foreign Venture Capital Funds	-	-	-	-	-	-	-	-	-
i) Any Other	-	-	-	-	-	-	-	-	-
<b>Sub-total (B)(1)</b>	<b>0</b>	<b>0</b>	<b>0</b>	<b>0</b>	<b>24184263</b>	<b>0</b>	<b>24184263</b>	<b>14.88</b>	<b>14.88</b>
<b>(2) Non-Institutions</b>									
a) Bodies Corp.									
i) Indian	-	-	-	-	11899842	-	11899842	7.32	7.32
ii) Overseas	-	-	-	-	-	-	-	-	-
b) Individuals									
i) Individual shareholders holding nominal share capital upto ₹ 2 lakh	-	-	-	-	3930791	5	3930796	2.42	2.42
ii) Individual shareholders holding nominal share capital in excess of ₹ 2 lakh #	3153143	-	3153143	2.83	4356273	-	4356273	2.68	-0.15
c) Any Other....									
Trust	-	-	-	-	10000	-	10000	0.01	0.01
HUF	-	-	-	-	619860	-	619860	0.38	0.38
NRI (Non Repatriation)	-	-	-	-	24490	-	24490	0.02	0.02
NRI (Repatriation)	-	-	-	-	38524	-	38524	0.02	0.02
Other Directors	-	-	-	-	2973143	-	2973143	1.83	1.83
Clearing Members	-	-	-	-	1772481	-	1772481	1.09	1.09
<b>Sub-total (B)(2)</b>	<b>3153143</b>	<b>0</b>	<b>3153143</b>	<b>2.83</b>	<b>25625404</b>	<b>5</b>	<b>25625409</b>	<b>15.76</b>	<b>12.93</b>
<b>Total Public Shareholding(B)=(B)(1)+ (B)(2)</b>	<b>3153143</b>	<b>0</b>	<b>3153143</b>	<b>2.83</b>	<b>49809667</b>	<b>5</b>	<b>49809672</b>	<b>30.64</b>	<b>27.81</b>
<b>C. Shares held by Custodian for GDRs &amp; ADRs</b>									
	-	-	-	-	-	-	-	-	-
<b>Grand Total (A+B+C)</b>	<b>111494250</b>	<b>0</b>	<b>111494250</b>	<b>100.00</b>	<b>162569186</b>	<b>5</b>	<b>162569191</b>	<b>100.00</b>	<b>0</b>

\* The percentage change in holding is due to the IPO allotment of 51074941 Equity Shares on 30th April, 2015.

# Individual shareholders holding nominal share capital in excess of ₹ 2 lakh includes 2973143 Equity Shares held by Executive Director i.e. Mr. Murzash Manekshana and 180000 Equity Shares held by employees of the Company.



(ii) Shareholding of Promoters

SI No.	Shareholder's Name	Shareholding at the beginning of the year			Shareholding at the end of the year			% change in shareholding during the year ***
		No. of Shares	% of total Shares of the company	% of Shares Pledged / encumbered to total shares	No. of Shares	% of total Shares of the company	% of Shares Pledged / encumbered to total shares	
1.	Ideal Toll & Infrastructure Private Limited	59940407	53.76	-	59940407	36.87	5.72	-16.89
2.	Dattatray P. Mhaikar	25222180*	22.62	-	26447180*	16.27	-	-6.35
3.	Jayant D. Mhaikar	22231220**	19.94	-	24983498**	15.37	8.60	-4.57
	<b>Total</b>	<b>107393807</b>	<b>96.32</b>	<b>-</b>	<b>111371085</b>	<b>68.51</b>	<b>14.32</b>	<b>-27.81</b>

\* Including 25218780 Equity Shares held jointly with Mrs. Sudha D. Mhaikar

\*\* Including 11227920 Equity Shares held jointly with Mrs. Anuya J. Mhaikar

\*\*\* The percentage change in holding is due to the IPO allotment of 51074941 Equity Shares on 30th April, 2015.

(iii) Change in Promoters' Shareholding

Sl. No.	Name of Shareholder	Shareholding at the beginning of the year		Date wise Increase / (Decrease) in Shareholding during the year		Reason for Increase / (decrease) in Shareholding (e.g. allotment / transfer / bonus / sweat equity)	At the End of the year (or on the date of separation, if separated during the year)	Cumulative Shareholding during the year	
		No. of shares	% of total shares of the company	Date	Increase/ (Decrease)			No. of shares	% of total shares of the company
1.	Dattatray P. Mhaikar *	25222180	22.62	25/08/2015	350000	Acquisition	26447180	25572180	15.73
				27/08/2015	150000	Acquisition		25722180	15.82
				28/08/2015	200000	Acquisition		25922180	15.95
				31/08/2015	75000	Acquisition		25997180	15.99
				01/09/2015	125000	Acquisition		26122180	16.07
				12/02/2016	100000	Acquisition		26222180	16.13
				15/02/2016	100000	Acquisition		26322180	16.19
				23/02/2016	50000	Acquisition		26372180	16.22
				24/02/2016	50000	Acquisition		26422180	16.25
				26/02/2016	25000	Acquisition		26447180	16.27
2.	Jayant D. Mhaikar **	22231220	19.94	26/08/2015	250000	Acquisition	24983498	22481220	13.83
				11/01/2016	200000	Acquisition		22681220	13.95
				13/01/2016	196727	Acquisition		22877947	14.07
				14/01/2016	134591	Acquisition		23012538	14.16
				15/01/2016	100000	Acquisition		23112538	14.22
				18/01/2016	630000	Acquisition		23742538	14.60
				19/01/2016	410161	Acquisition		24152699	14.86
				20/01/2016	88789	Acquisition		24241488	14.91
				21/01/2016	218010	Acquisition		24459498	15.05
				22/01/2016	50000	Acquisition		24509498	15.08
				27/01/2016	50000	Acquisition		24559498	15.11
				28/01/2016	224000	Acquisition		24783498	15.24
01/02/2016	200000	Acquisition	24983498	15.37					

\* Including 25218780 Equity Shares held jointly with Mrs. Sudha D. Mhaikar

\*\* Including 11227920 Equity Shares held jointly with Mrs. Anuya J. Mhaikar

(iv) Shareholding Pattern of top ten Shareholders (other than Directors, Promoters and Holders of GDRs and ADRs):

Sl. No.	Name of Shareholder	Shareholding at the beginning of the year		Date wise Increase / (Decrease) in Shareholding during the year		Reason for Increase / (decrease) in Shareholding (e.g. allotment / transfer / bonus / sweat equity etc.):	At the End of the year (or on the date of separation, if separated during the year)	Cumulative Shareholding during the year	
		No. of shares	% of total shares of the Company	Date	Increase/ (Decrease)			No. of shares	% of total shares of the Company
1	HDFC Trustee Company Limited - HDFC Prudence Fund	-	-	-	-	-	8083148	8083148	4.97
2	EM Resurgent Fund	-	-	-	-	-	7474980	7474980	4.60
3	HDFC Trustee Company Ltd HDFC MF Monthly Income Plan Long Term Plan	-	-	-	-	-	4000000	4000000	2.46
4	HDFC Trustee Company Limited - HDFC Infrastructure Fund	-	-	-	-	-	2324338	2324338	1.43
5	Orange Mauritius Investments Limited	-	-	-	-	-	1882795	1882795	1.16
6	Dhruv Harshadbhai Patel	-	-	-	-	-	1323660	1323660	0.81
7	Four Dimensions Securities (India) Ltd	-	-	-	-	-	923175	923175	0.57
8	Amrit Petroleums Pvt Limited	-	-	-	-	-	769050	769050	0.47
9	Ashika Credit Capital Ltd.	-	-	-	-	-	712035	712035	0.44
10	Krone Finstock Pvt Ltd	-	-	-	-	-	637000	637000	0.39

**Note:** The change in top ten holders is due to the IPO allotment of 51074941 Equity Shares on 30th April, 2015. The Date wise Increase/ (Decrease) in shareholding during the year is not given considering the number of transaction(s) during the year. The Company has filed MGT-10 with ROC (MCA21) wherever required informing the Changes in Top 10 Shareholders during the period post IPO Allotment.

(v) Shareholding of Directors and Key Managerial Personnel:

Sl. No.	Name of Shareholder	Shareholding at the beginning of the year		Date wise Increase / (Decrease) in Shareholding during the year		Reason for Increase / (decrease) in Shareholding (e.g. allotment / transfer / bonus / sweat equity etc.):	At the End of the year (or on the date of separation, if separated during the year)	Cumulative Shareholding during the year	
		No. of shares	% of total shares of the Company	Date	Increase/ (Decrease)			No. of shares	% of total shares of the company
1.	Dattatray P. Mhaskar *	25222180	22.62	25/08/2015	350000	Acquisition		25572180	15.73
				27/08/2015	150000	Acquisition		25722180	15.82
				28/08/2015	200000	Acquisition		25922180	15.95
				31/08/2015	75000	Acquisition		25997180	15.99
				01/09/2015	125000	Acquisition		26122180	16.07
				12/02/2016	100000	Acquisition		26222180	16.13
				15/02/2016	100000	Acquisition		26322180	16.19





Sl. No.	Name of Shareholder	Shareholding at the beginning of the year		Date wise Increase / (Decrease) in Shareholding during the year		Reason for Increase / (decrease) in Shareholding (e.g. allotment / transfer / bonus / sweat equity etc):	At the End of the year (or on the date of separation, if separated during the year)	Cumulative Shareholding during the year	
		No. of shares	% of total shares of the Company	Date	Increase/ (Decrease)			No. of shares	% of total shares of the company
				23/02/2016	50000	Acquisition		26372180	16.22
				24/02/2016	50000	Acquisition		26422180	16.25
				26/02/2016	25000	Acquisition	26447180	26447180	16.27
2.	Jayant D. Mhaiskar **	22231220	19.94	26/08/2015	250000	Acquisition		22481220	13.83
				11/01/2016	200000	Acquisition		22681220	13.95
				13/01/2016	196727	Acquisition		22877947	14.07
				14/01/2016	134591	Acquisition		23012538	14.16
				15/01/2016	100000	Acquisition		23112538	14.22
				18/01/2016	630000	Acquisition		23742538	14.60
				19/01/2016	410161	Acquisition		24152699	14.86
				20/01/2016	88789	Acquisition		24241488	14.91
				21/01/2016	218010	Acquisition		24459498	15.05
				22/01/2016	50000	Acquisition		24509498	15.08
				27/01/2016	50000	Acquisition		24559498	15.11
				28/01/2016	224000	Acquisition		24783498	15.24
				01/02/2016	200000	Acquisition	24983498	24983498	15.37
3.	Murzash Manekshana	2973143	2.667				2973143	2973143	1.83
4.	Anuya J. Mhaiskar	947300	0.85				947300	947300	0.58
5.	Shridhar Phadke***	20000	0.01	30/04/2015	2925	Allotment	22925	22925	0.01
6.	M. Sankaranarayanan	18000	0.016				18000	18000	0.01

\*Including 25218780 Equity Shares held jointly with Mrs. Sudha D. Mhaiskar

\*\*Including 11227920 Equity Shares held jointly with Mrs. Anuya J. Mhaiskar

\*\*\* Including 2925 Equity Shares held jointly with Mrs. Sarita Phadke

## V. Indebtedness

### Indebtedness of the Company including interest outstanding/accrued but not due for payment

Amount (₹ In Lakhs)

Name and Address of the Company	Secured Loans excluding deposits	Unsecured Loans	Deposits	Total Indebtedness
<b>Indebtedness at the beginning of the financial year</b>				
i) Principal Amount	3,942,124,230	10,000,000	-	3,952,124,230
ii) Interest due but not paid	627,828	-	-	627,828
iii) Interest accrued but not due	9,265	-	-	9,265
<b>Total (i+ii+iii)</b>	<b>3,942,761,323</b>	<b>10,000,000</b>	<b>-</b>	<b>3,952,761,323</b>
<b>Change in Indebtedness during the financial year</b>				
<b>i) Principal Amount</b>				
– Addition	1,864,212,916	-	-	1,864,212,916
– Reduction	1,342,395,742	7,417,932	-	1,349,813,674
<b>Net Change</b>	<b>521,817,174</b>	<b>-7,417,932</b>	<b>-</b>	<b>514,399,242</b>
<b>Indebtedness at the end of the financial year</b>				
i) Principal Amount	4,441,636,795	2,582,068	-	4,444,218,863
ii) Interest accrued but not paid	-	-	-	-
iii) Interest accrued but not due	22,941,702	-	-	22,941,702
<b>Total (i+ii+iii)</b>	<b>4,464,578,497</b>	<b>2,582,068</b>	<b>-</b>	<b>4,467,160,565</b>

## VI. Remuneration of Directors and Key Managerial Personnel

### A. Remuneration to Managing Director, Whole-Time Directors and/or Manager:

Sl. No.	Particulars of Remuneration	Name of MD/WTD/Manager		Total Amount In lakhs
		Jayant D. Mhaiskar	Murzash Manekshana	
1.	Gross salary			
	(a) Salary as per provisions contained in section 17(1) of the Income-tax Act, 1961	130.00	126.37	256.37
	(b) Value of perquisites u/s 17(2) Income-tax Act, 1961			-
	(c) Profits in lieu of salary under section 17(3) Income-tax Act, 1961			-
2.	Stock Option			-
3.	Sweat Equity			-
4.	Commission - as % of profit - others, specify...			-
5.	Others, please specify			-
	<b>Total (A)</b>	<b>130.00</b>	<b>126.37</b>	<b>256.37</b>
	Ceiling as per the Act			385.91

### B. Remuneration to other Directors:

Sl. No.	Particulars of Remuneration	Name of Directors				Total Amount In lakhs
		Deepak Chitnis	Khimji Pandav	Vijay Agarwal	Preeti Trivedi	
1.	Independent Directors • Fee for attending board / committee meeting • Commission • Others, please specify	1.15	1.55	1.55	0.95	5.20
	Total (1)	1.15	1.55	1.55	0.95	5.20
2.	Other Non-Executive Directors • Fee for attending board / committee meeting • Commission • Others, please specify					-
	<b>Total (2)</b>	-	-	-	-	-
	<b>Total (B)=(1+2)</b>	1.15	1.55	1.55	0.95	5.20
	<b>Total Managerial Remuneration</b>					256.37
	<b>Overall Ceiling as per the Act</b>					424.51

### C. Remuneration to Key Managerial Personnel other than MD/Manager/WTD

Sl. No.	Particulars of Remuneration	Name of MD/WTD/Manager		Total Amount In lakhs
		Company Secretary	CFO	
1.	Gross salary			
	(a) Salary as per provisions contained in section 17(1) of the Income-tax Act, 1961	14.54	52.01	66.55
	(b) Value of perquisites u/s 17(2) Income-tax Act, 1961			-
	(c) Profits in lieu of salary under section 17(3) Income-tax Act, 1961			-
2.	Stock Option			-
3.	Sweat Equity			-
4.	Commission - as % of profit - others, specify...			-
5.	Others, please specify			-
	<b>Total (A)</b>	<b>14.54</b>	<b>52.01</b>	<b>66.55</b>

## VII. Penalties / Punishment/ Compounding of Offences:

There were no penalties, punishment or compounding of offences during the year ended 31st March, 2016.



## Annexure D

### Disclosure pursuant to Section 197 of the Companies Act, 2013 read with Rule 5 of the Companies (Appointment and Remuneration of Managerial Personnel) Rules, 2014

A. Remuneration of each Director and Key Managerial Personnel (KMP) along with particulars of increase in remuneration during the financial year, ratio of remuneration of Directors to the median remuneration of employees and comparison of remuneration of each KMP against Company's Standalone performance.

Name of Director/ Key Managerial Personnel	Remuneration (₹ in Lacs)	% increase in Remu- neration	Ratio of Director's Remuneration to median remuneration	Comparison of remuneration of each KMP against Company's performance	
				% of Turnover	% of Net Profit before tax
<b>NON-EXECUTIVE DIRECTOR</b>					
Mr. Dattatray P. Mhaiskar	Nil	N.A.	N.A.	N.A.	N.A.
Mrs. Anuya J. Mhaiskar	Nil	N.A.	N.A.	N.A.	N.A.
Mr. Deepak Chitnis	1.15	N.A.	0.66	N.A.	N.A.
Mr. Khimji Pandav	1.55	N.A.	0.89	N.A.	N.A.
Mr. Vijay Agarwal	1.55	N.A.	0.89	N.A.	N.A.
Mrs. Preeti Trivedi	0.95	N.A.	0.55	N.A.	N.A.
<b>EXECUTIVE DIRECTOR</b>					
Mr. Jayant D. Mhaiskar	130.00	NIL	74.68	0.19	3.37
Mr. Murzash Manekshana	126.37	NIL	72.59	0.18	3.27
<b>KEY MANAGERIAL PERSONNEL</b>					
Mr. Shridhar Phadke	14.54	1.10	8.35	0.02	0.38
Mr. M. Sankaranarayanan	52.01	8.36	29.88	0.07	1.35

**Note:** Non-Executive Directors remuneration represents only sitting fees.

The median remuneration has been worked out on the basis of CTC.

The Requirement and disclosure are given below

REQUIREMENTS	DISCLOSURE
The percentage increase in the median remuneration of employees in the financial year	: No percentage increase in the median remuneration of employees during the Financial Year 2015-16, however 5.4% increment is given to all employees with effect from April, 2015.
The number of permanent employees on the rolls of the Company	: 1169 employees as at 31st March, 2016.
The explanation on the relationship between average increase in remuneration and Company performance	: The increase in the average remuneration of employees was in line with the average increase in the Company's revenues and profits.
Comparison of the remuneration of the Key Managerial Personnel against the performance of the Company	: The aggregate remuneration of Executive Director and KMP was 0.43% of turnover and 7.73% of Net Profit (before tax) during financial year.
Variations in the market capitalization of the Company, price earnings ratio as at the closing date of the current financial year and previous financial year	: The Company was listed w.e.f 6th May, 2015 hence the market capitalisation of the Company at the end of listing date was ₹990.86 crores and as at the end of 2015-16, it was ₹617.76 crores, a decrease of 37.65%. The Price Earnings ratio on the basis of the net Profit After Tax in 2015-16, was 22.46 at the end of the year. The Price Earnings ratio for the year 2014-15 is not applicable as the Company got listed on 6th May, 2015.

REQUIREMENTS	DISCLOSURE
Percentage increase over decrease in the market quotations of the shares of the Company in comparison to the rate at which the Company came out with the last public offer	: The last Public Offer was in 2015 when the Company's share was issued at ₹ 63 per share. The price per share has decreased to ₹38 as on March 31, 2016, a decrease of 39.68%.
Average percentile increase already made in the salaries of employees other than the Managerial personnel in the Last financial year and its comparison with the percentile increase in the managerial remuneration and justification thereof and point out if there are any exceptional circumstances for increase in the managerial remuneration.	: Average percentage increase in the salaries of employees other than the managerial personnel in the last financial year was 5.4%. There is no increase in the managerial remuneration during year under reporting.
The key parameters for any variable component of remuneration availed by the Directors	: There is no variable component of remuneration availed by the Directors.
The ratio of the remuneration of the highest paid director to that of the employees who are not directors but receive remuneration in excess of the highest paid Director during the year.	: Not Applicable
Affirmation that the remuneration is as per the remuneration policy of the Company	: The remuneration paid is in accordance with the remuneration policy of the Company

A. Particulars of Employees whose remuneration exceeded ₹60 lacs per annum during the Financial Year 2015-16.

Sr. No.	Name & Designation	Age	Qualification	Remuneration (₹in lacs)	Experience in years	Date of Joining	Previous employment/ Position held of employment
1	Mr. Jayant D. Mhaiskar Vice-Chairman & Managing Director	40 yrs.	Has completed the first year of his bachelor's degree in commerce from K V Pendharkar College of Arts, Science and Commerce.	130.00	19 yrs.	Since Incorporation	N.A.
2	Mr. Murzash Manekshana Executive Director	43 yrs.	Bachelor's degree in commerce from University of Mumbai and Chartered Accountant	126.37	23 yrs.	01/11/2012	Please refer Note 1

**Notes:**

- Mr. Murzash Manekshana is currently also a director of Altamount Capital Management Private Limited. Prior to joining our Company, he was associated with Halcyon Resources & Management Private Limited, Prudential Process Management Services (India) Private Limited, Ernst & Young and Arthur Andersen & Associates.
- All appointments are contractual and can be terminated by notice on either side as per the terms of employment.
- Mr. Jayant D. Mhaiskar is related to Mr. Dattatray P Mhaiskar (Father) and Mrs. Anuya J. Mhaiskar (Wife) who are also Directors in the Company.
- Mr. Jayant D. Mhaiskar is holding 24983498 (16.27% of the Share Capital) which includes 11227920 equity shares held jointly with Mrs. Anuya J Mhaiskar.



## Form AOC-1

(Pursuant to first proviso to sub-section (3) of section 129 of the Companies Act, 2013 read with Rule 5 of Companies (Accounts) Rules, 2014)  
Statement containing salient features of the financial statement of subsidiaries/associate companies/joint ventures

## Part "A": Subsidiaries

Sl. No.	Name of the Subsidiary	Reporting period for the subsidiary concerned, if different from the holding company's reporting period	Reporting currency and Exchange rate as on the last date of the relevant Financial year in the case of foreign subsidiary	Share capital	Reserves & surplus	Total assets	Total Liabilities	Investments	Turn-over (Revenue from Operations + Other Income)	Profit/ (Loss) before taxation	Provision for taxation	Profit/ (Loss) after taxation	Proposed Dividend	% of share-holding
1	MEP Infrastructure Private Limited	-	-	37,428.00	(38173.49)	252,527.49	253,272.97	-	43,069.89	(4,914.96)	(1,502.09)	(3,412.87)	-	99.99%
2	Raima Ventures Private Limited	-	-	1,150.00	(1,084.80)	1543.71	1,478.50	-	8,817.10	1,189.49	486.33	703.16	-	100%
3	Rideema Toll Private Limited	-	-	2,500.00	2,946.55	8,292.06	8,738.61	3113.98	980.58	86.12	18.61	67.51	-	100%
4	Baramati Tollways Private Limited	-	-	4474.50	(1,942.35)	7,969.10	5,436.97	-	1,598.36	432.90	-	432.90	-	99.99
5	Rideema Toll Bridge Private Limited	-	-	1,268.00	(129.33)	18,295.53	17,156.85	2,090.00	6,825.88	(147.39)	(291.94)	(439.33)	-	100%
6	MEP Nagzari Toll Road Private Limited	-	-	64.00	(550.97)	400.41	887.39	0.50	0.47	(90.14)	-	(90.14)	-	100%
7	MEP RDOP Solapur Toll Road Private Limited	-	-	82.00	(96.05)	353.09	367.15	0.02	1,183.67	14.43	4.08	10.36	-	99.98%
8	Raima Toll Road Private Limited	-	-	1,846.50	1,990.18	16,380.12	12,543.45	-	17,155.66	1,411.43	280.70	1,130.73	-	100%
9	MEP Hyderabad Bangalore Toll Road Private Limited	-	-	3,507.50	(1,163.28)	11,417.07	9,072.86	-	15,257.08	79.12	(12.66)	66.46	-	100%
10	MEP Chennai Bypass Toll Road Private Limited	-	-	516.00	(9,858.34)	4,401.71	13,744.06	-	8,114.79	(351.95)	0.29	(351.66)	-	100%
11	MEP Highway Solutions Private Limited	-	-	918.50	1,101.05	42,101.92	40,082.37	-	5,422.49	947.97	349.90	598.07	-	100%
12	MEP RGSJ Toll Bridge Private Limited	-	-	400.00	2,170.31	7,470.67	4,900.39	48.48	11,694.86	1,681.53	98.87	1,582.66	-	100%
13	Raima Toll & Infrastructure Private Limited	-	-	700.00	916.15	12,403.49	10,787.34	-	16,655.47	739.08	252.14	486.94	-	100%
14	MEP Tormato Private Limited	-	-	1300.00	(456.50)	4,314.90	3,471.40	-	4.48	(455.31)	-	(455.31)	-	100%
15	MEP Roads & Bridges Private Limited	-	-	1.00	185.97	188.97	2.00	8.53	4,056.74	174.12	57.57	116.55	-	100%
16	Mhaikar Toll Road Private Limited	-	-	1.00	(0.76)	1.46	1.22	-	-	(0.45)	-	(0.45)	-	100%
17	MEP Infra Constructions Private Limited	-	-	1.00	(0.75)	1.47	1.22	-	-	(0.44)	-	(0.44)	-	100%
18	MEP Toll & Infrastructure Private Limited	-	-	1.00	(0.75)	1.47	1.23	-	-	(0.44)	-	(0.44)	-	100%
19	MEP Infra projects Private Limited	-	-	1.00	(0.74)	1.49	1.23	-	-	(0.44)	-	(0.44)	-	100%

During the financial year, there were no operations in the subsidiaries of the Company viz. (i) Mhaikar Toll Road Private Limited (ii) MEP Infra Constructions Private Limited (iii) MEP Toll & Infrastructure Private Limited (iv) MEP Infra Projects Private Limited

## Part "B": Associates and Joint Ventures

Sl. No.	Name of Associates/Joint Ventures	Latest audited Balance Sheet Date	Shares of Associate/Joint Ventures held by the company on the year end	Amount of Investment in Associates/ Joint Venture	Extend of Holding %	Description of how there is significant influence	Reason why the associate/ joint venture is not Consolidated	Net worth attributable to Shareholding as per latest audited Balance Sheet	Profit/ (Loss) for the year	Considered in Consolidation	Not Considered in Consolidation
1	KVM Technology Solutions Private Limited	31st March, 2016	3300 Shares	₹0.33	33%	To the extent of its holding	Not Applicable	₹(59.15)	₹(59.22)	-	-
2	SMYR Consortium LLP (SMYR)	31st March 2016*	-	₹ 12.5	25%	To the extent of its holding	Not Applicable	₹(380.09)	₹ (385.09)	-	-

\* The Company had obtained Limited review report up to 31 December 2015 and considered the unaudited financial information of SMYR in the consolidated financial results.

By and on behalf of the Board of Directors of  
MEP INFRASTRUCTURE DEVELOPERS LIMITED  
(CIN: L45200MH2002PLC136799)

JAYANT D. MHAISKAR  
MANAGING DIRECTOR  
DIN: 00716351

ANUYA J. MHAISKAR  
DIRECTOR  
DIN: 00707650

M. SANKARANARAYANAN  
CHIEF FINANCIAL OFFICER

SHRIDHAR PHADKE  
COMPANY SECRETARY



# Report on Corporate Governance

*Dear Shareholders*

## 1. Company's Philosophy on Corporate Governance

Corporate Governance is a combination of voluntary practices and compliance with laws and regulations leading to effective control and management of the Organization. Good Corporate Governance leads to long-term shareholder value and enhances interests of all stakeholders.

Your Company's philosophy on Corporate Governance is guided by strong emphasis on transparency, accountability, responsibility, fairness, integrity, consistent value systems and delegation across all facets of its operations leading to sharply focused and operationally efficient growth.

The Board of Directors fully supports and endorses Corporate Governance practices as enunciated in the Securities and Exchange Board of India (Listing Obligations and Disclosure Requirements) Regulations, 2015 ('SEBI (LODR) Regulations, 2015') as applicable from time to time.

## 2. Board of Directors

### Composition, meetings and attendance during the year:

The Company has an optimum combination of Executive, Non-Executive and Independent Directors. The composition of your Company's Board which comprises of 8 Directors is in conformity with the Companies Act, 2013 and also Regulation 17 of the SEBI (LODR) Regulations, 2015.

During the year under report, 9 (Nine) Board Meetings were held on 11th April, 2015, 27th April, 2015, 30th April, 2015, 10th July, 2015, 4th August, 2015, 13th August, 2015, 27th August, 2015 (adjourned to 28th August, 2015), 6th November, 2015 and 9th February 2016.

Directors' attendance record for the said meetings and other details are as follows:

Name, Designation of Director	DIN	Category	No. of Board Meetings Attended	No. of Directorships held in other Companies #	No. of Board/ Committees in which Director is Chairman/ Member		Attendance at last AGM
					C	M	
Mr. Dattatray P. Mhaiskar Chairman	00309942	NED	9	12	-	-	Yes
Mr. Jayant D. Mhaiskar Vice- Chairman & Managing Director	00716351	ED	9	17	-	-	Yes
Mrs. Anuya J. Mhaiskar Director	00707650	NED	9	18	-	-	Yes
Mr. Murzash Manekshana Executive Director	00207311	ED	9	14	-	-	Yes
Mr. Deepak Chitnis Independent Director	01077724	NED (I)	5	8	-	-	Yes
Mr. Khimji Pandav Independent Director	01070944	NED (I)	7	3	-	-	Yes
Mr. Vijay Agarwal Independent Director	00058548	NED (I)	7	13	1	3	No
Mrs. Preeti Trivedi Independent Director	00179479	NED (I)	5	4	1	1	No

### Note:

- (i) ED - Executive Director/NED (I) - Non-Executive Director (Independent)/NED-Non-Executive Director.
- (ii) # Includes Directorship in Private Limited Companies, Companies under Section 8 and Alternate Directorship.
- (iii) As on 31st March, 2016, Mr. Dattatray P. Mhaiskar, Mr. Jayant D. Mhaiskar and Mrs. Anuya J. Mhaiskar are related to each other. No other Directors are related inter se.



## Shareholding of Non-Executive Directors as at 31.3.2016

Name, Designation of Director	No. of Shares held	% of total share capital
Mr. Dattatray P. Mhaiskar	26447180#	16.27
Mrs. Anuya J. Mhaiskar	947300	0.58

# Note : including 25218780 equity shares held jointly with Mrs. Sudha D. Mhaiskar.

Further on an on-going basis, as a part of agenda of Board/Committee Meetings, presentations are regularly made to the Board including the Independent Directors on various matters inter-alia covering the Company's and its Subsidiaries/ Associates businesses and operations, industry and regulatory updates, strategy, finance, risk management framework, role, rights, responsibilities of Independent Directors under various statutes and other relevant matters. The details of the familiarization programme for Directors are available on the Company's website [www.mepinfra.com](http://www.mepinfra.com)

### 3. Audit Committee

#### Composition, meetings and attendance during the year:

During the year under report, 5 (Five) Meetings of the Audit Committee were held on 30th April, 2015, 4th August, 2015, 13th August, 2015, 6th November, 2015 and 9th February, 2016.

The details of composition of the Committee and their attendance at the meetings are given below:

Name, Designation of Director	Designation	Category	No. of meetings attended
Mr. Khimji Pandav	Chairman	NED (I)	5
Mr. Jayant D. Mhaiskar	Member	ED	5
Mr. Vijay Agarwal	Member	NED (I)	5

The meetings of the Audit Committee were also attended by Whole-time Director, Chief Financial Officer, Joint Statutory and Internal Auditors as special invitees. The Company Secretary acts as a secretary to the Audit Committee. Minutes of the Audit Committee are placed and discussed in the next meeting of the Board. Members of the Audit Committee have requisite Financial and Management expertise and have held or hold senior positions in reputed Organizations.

#### Terms of reference:

The scope and function of the Audit Committee is in accordance with Section 177 of the Companies Act, 2013 and Regulation 18 read with Part C of Schedule II to the SEBI (LODR) Regulations, 2015 and its terms of reference include besides other terms as may be referred by the Board of Directors, from time to time. The Audit Committee has also powers inter alia to investigate any activity within its terms of reference and to seek information from any employee of the Company and seek legal and professional advice.

### 4. Nomination and Remuneration Committee

#### Composition, meetings and attendance during the year:

During the year under report, 2 (Two) Meetings of the Nomination and Remuneration Committee were held on 30th April, 2015 and 9th February, 2016.

The details of composition of the Committee and their attendance at the meetings are given below:

Name, Designation of Director	Designation	Category	No. of meetings attended
Mr. Deepak Chitnis	Chairman	NED (I)	2
Mr. Dattatray P. Mhaiskar	Member	NED	2
Mrs. Anuya J. Mhaiskar	Member	NED	2
Mrs. Preeti Trivedi	Member	NED (I)	2

The Company Secretary acts as a secretary to the Nomination and Remuneration Committee. Minutes of the Nomination and Remuneration Committee are placed and discussed in the next meeting of the Board.

#### Terms of reference:

The terms of reference of this committee, inter alia covers all the matters specified under the scope and function of the Nomination and Remuneration Committee and is in accordance with Section 178 of the Companies Act, 2013 which is as follows:

- Formulate the criteria for determining qualifications, positive attributes and independence of a director and recommend to the Board a policy, relating to the remuneration of the Directors, Key Managerial Personnel and other employees;
- Formulation of criteria for evaluation of Independent Directors and the Board;
- Devising a policy on Board diversity;
- Identify persons who qualify to become directors or who may be appointed in senior management in accordance with the criteria laid down, recommend to the Board their appointment and removal and shall carry out evaluation of every director's performance. Our company shall disclose the remuneration policy and the evaluation criteria in its Annual report;
- Analysing, monitoring and reviewing various human resource and compensation matters;
- Determining our Company's policy on specific remuneration packages for Executive Directors including pension rights and any compensation payment, and determining remuneration packages of such directors;
- Determine compensation levels payable to the senior management personnel and other staff (as deemed necessary), which shall be market-related, usually consisting of a fixed and variable component;
- Reviewing and approving compensation strategy from time to time in the context of the then current Indian market in accordance with applicable laws;
- Framing suitable policies and systems to ensure that there is no violation, by an employee of any applicable laws in India or overseas, including:
  - (i) The Securities and Exchange Board of India (Prohibition of Insider Trading) Regulations, 1992; or
  - (ii) The Securities and Exchange Board of India (Prohibition of Fraudulent and Unfair Trade Practices relating to the Securities Market) Regulations, 2003; and
- Perform such other activities as may be delegated by the Board of Directors and/or are statutorily prescribed under any law to be attended to by such committee.

#### Performance evaluation criteria for Independent Directors.

At the meeting of the Nomination and Remuneration Committee held on 30th April, 2015, the Committee has fixed the following criteria for evaluation of performance of Independent Directors:

- i. Role & Accountability
- ii. Objectivity
- iii. Leadership & Initiative
- iv. Personal Attributes

The Non-Executive Independent Directors fulfil the conditions of Independence specified in Section 149 of the Companies Act, 2013. A format letter of appointment to Independent Director as provided in Companies Act, 2013 has been issued and disclosed on website of the Company viz [www.mepinfra.com](http://www.mepinfra.com).

## 5. Remuneration of Directors:

### Policy for Remuneration to Directors/Key Managerial Personnel

- i. Remuneration to Managing Director/Whole-time Directors:
  - a) The Remuneration/Commission etc. to be paid to Managing Director / Whole-time Directors, etc. shall be governed as per provisions



of the Companies Act, 2013 and rules made there under or any other enactment for the time being in force and the approvals obtained from the Members of the Company.

- b) The Nomination & Remuneration Committee shall make such recommendations to the Board of Directors, as it may consider appropriate with regard to remuneration to Managing Director/Whole-time Directors.
- ii. Remuneration to Non-Executive/Independent Directors:
- a) The Non-Executive/Independent Directors may receive sitting fees and such other remuneration as permissible under the provisions of the Companies Act, 2013.
- b) All the remuneration of the Non-Executive/ Independent Directors (excluding remuneration for attending meetings as prescribed under Section 197(5) of the Companies Act, 2013) shall be subject to ceiling/limits as provided under the Companies Act, 2013 and rules made thereunder or any other enactment for the time being in force. The amount of such remuneration shall be such as may be recommended by the Nomination and Remuneration Committee and approved by the Board of Directors or shareholders, as the case may be.
- c) An Independent Director shall not be eligible to get Stock Options and shall also not be eligible to participate in any share based payment schemes of the Company.
- d) Any remuneration paid to Non-Executive/Independent Directors for services rendered which are of professional nature shall not be considered as part of the remuneration for the purposes of clause (b) above, if the following conditions are satisfied:
- The Services are rendered by such Director in his capacity as the professional; and
  - In the opinion of the Committee, the Director possesses the requisite qualification for the practice of that profession.
- iii. Remuneration to Key Managerial Personnel:
- a) The remuneration to Key Managerial Personnel shall consist of fixed pay, in compliance with the provisions of the Companies Act, 2013 and in accordance with the Company's Policy.
- b) The Fixed pay shall include monthly remuneration, employer's contribution to Provident Fund, contribution to pension fund, pension schemes, etc. as decided from time to time in accordance with the Company's Policy.

#### Remuneration paid to Non-Executive Directors and Executive Directors

During the year under review, the Non-Executive Independent Directors were paid sitting fees at the rate of ₹ 15,000/- for attending each of the board meeting and ₹ 10,000/- for attending each of the committee meeting.

The total remuneration payable to Independent Directors for the Financial Year ended March 31, 2016 is as below:

Name	₹
Mr. Deepak Chitnis	1,15,000
Mr. Khimji Pandav	1,55,000
Mr. Vijay Agarwal	1,55,000
Mrs. Preeti Trivedi	95,000
Total	5,20,000

No sitting fees is payable to Non-Executive Non-Independent Directors as they have waived their entitlement for the same.

The remuneration of executive directors for the year 2015-16 is as per the table below: ₹ in Lacs

Name of Director	Salary benefits, bonuses	Stock Option	Pension	Total	Contract period
Mr. Jayant D. Mhaikar	130.00	Nil	Nil	130.00	1.7.2014-30.6.2019
Mr. Murzash Manekshana	126.37	Nil	Nil	126.37	1.7.2014-30.6.2019

## 6. Stakeholders' Grievance Committee

### Composition, meetings and attendance during the year:

During the year under report, 1 (One) Meeting of the Stakeholders' Grievance Committee was held on 18th January, 2016. The details of composition of the Committee and their attendance at the meetings are given below:

Name, Designation of Director	Designation	Category	No. of meetings attended
Mr. Dattatray P. Mhaikar (Note1)	Chairman	NED	1
Mrs. Anuya J. Mhaikar (Note 2)	Chairperson	NED	-
Mr. Jayant D. Mhaikar	Member	ED	1
Mr. Murzash Manekshana	Member	ED	1

**Note 1:** Mr. Dattatray P. Mhaiskar, Non-Executive Director has stepped down as Chairman and Member of the Stakeholders' Grievance Committee with effect from 9th February, 2016.

**Note 2:** Mrs. Anuya J. Mhaiskar, Non-Executive Director was elected as a Member and Chairperson of the Stakeholders' Grievance Committee with effect from 9th February, 2016.

Mr. Shridhar Phadke the Company Secretary of the Company is the Compliance Officer. The number of shareholders' complaints received during the year 2015-16 are 24 (previous year: N.A. ) and all have been satisfactorily resolved within the year.

#### Terms of reference:

The scope and function of the Stakeholders' Relationship Committee is in accordance with Section 178 of the Companies Act, 2013 and Regulation 20 read with Part D of Schedule II to the SEBI (LODR) Regulations, 2015. This Committee is responsible for the redressal of shareholder grievances. The terms of reference of the Stakeholders' Relationship Committee of our Company include the following:

- Redressal of shareholders'/investors' grievances;
- Allotment of shares, approval of transfer or transmission of shares, debentures or any other securities;
- Issue of duplicate certificates and new certificates on split/consolidation/renewal;
- Non-receipt of declared dividends, balance sheets of our Company or any other documents or information to be sent by our Company to its shareholders; and
- Carrying out any other function as prescribed under in the Equity Listing Agreement.

## 7. General Body Meetings

Details of the Annual General Meetings held during the preceding 3 years and Special Resolutions passed thereat are given below:

Financial Year	Venue	Date and Time	Details of Special Resolution Passed
2014-15	Hall of Culture, Nehru Centre, Dr. Annie Besant Road, Worli, Mumbai-400 018	23/09/2015 at 12.30 p.m.	None
2013-14	A-412, boomerang, Chandivali Farm Road, Near Chandivali Studio, Andheri East, Mumbai -400072	14/08/2014 at 11.00 a.m	(i) Consent to borrow upto ₹1500 Crores. (ii) Consent for mortgaging and/ or charging all immovable and movable properties of the Company upto limit of ₹ 1500 crores. (iii) Approval of payment of Remuneration to Mr. Jayant D. Mhaiskar, Vice-Chairman and Managing Director. (iv) Approval of payment of Remuneration to Mr. Murzash Manekshana, Whole-time Director.
2012-13	410, boomerang, Chandivali Farm Road, Near Chandivali Studio, Andheri East, Mumbai -400072	27/09/2013 at 3.30 p.m.	(i) Confirmation of Mr. Murzash Manekshana as Director.

#### Details of resolutions passed through postal ballot:

During the year, shareholders of the Company have passed the following resolutions through postal ballot:

- i. For Alteration of Object Clause by inserting a new Clause 39, after the existing Clause 38 and under Section 'C. Other Objects' of the Memorandum of Association of the Company.
- ii. Power to sell, transfer, convey, or otherwise dispose off the whole or substantially the whole of any undertaking of the Company.

#### Details of the person who conducted the postal ballot exercise:

The Board of Directors had appointed CS Dinesh Joshi, Practicing Company Secretary (Membership No. FCS 3752 CP No. 2246) as scrutinizer for conducting the postal ballot/e-voting process in a fair and transparent manner.





Details of the voting pattern in respect of the Special resolutions passed are as under:

Resolutions	Promoter / Public	No. of shares held	No. of votes polled	% of Votes Polled on outstanding shares	No. of Votes – in favour	No. of Votes –Against	% of Votes in favour on votes polled	% of Votes against on votes polled
		[1]	[2]	[3]=[2]/[1]*100	[4]	[5]	[6]=[4]/[2]*100	[7] = {[5] / [2]}*100
For Alteration of Object Clause by inserting a new Clause 39, after the existing Clause 38 and under Section 'C. Other Objects' of the Memorandum of Association of the Company.	Promoter and Promoter Group	109491107	109491107	100.00	109491107	0	100.00	0.00
	Public Institutions	24821517	17320918	69.78	17320918	0	100.00	0.00
	Public Non Institutions	28256567	6244942	22.10	6242881	2061	99.97	0.03
	Total	162569191	133056967	81.8464	133054906	2061	99.9985	0.0015
Power to sell, transfer, convey, or otherwise dispose off the whole or substantially the whole of any undertaking of the Company.	Promoter and Promoter Group	109491107	109491107	100.00	109491107	0	100.00	0.00
	Public Institutions	24821517	17320918	69.78	17320918	0	100.00	0.00
	Public Non Institutions	28256567	6252942	22.13	6250956	1986	99.97	0.03
	Total	162569191	133064967	81.8513	133062981	1986	99.9985	0.0015

No special resolutions on matters requiring postal ballot are placed for shareholders' approval at the ensuing Annual General Meeting.

## 8. Means of Communication

The Company recognizes the importance of two way communication with shareholders and of giving a proper reporting of results and progress and responds to questions and issues raised in a timely and consistent manner. Shareholders seeking information may contact the Company directly throughout the year. They also have an opportunity to ask questions in person at the Annual General Meeting.

- Website:** Comprehensive information about the Company, and its business operations and investors information can be viewed at the Company website [www.mepinfra.com](http://www.mepinfra.com).
- Financial result:** The quarterly, half-yearly and annual results will be regularly posted by the Company on its website. These will also be submitted to the Stock Exchanges in accordance with the Listing Agreement and will also be published in one English daily newspaper and in one Marathi (regional language) newspaper within 48 hours of approval thereof.
- Annual Report:** Annual Report containing inter alia audited Annual Accounts, Directors' Report, Auditors' Report and other important information is circulated to members and others entitled thereof.
- Corporate Filing:** Announcements, Quarterly Results, Shareholding Pattern, Analyst Presentations etc. of the Company is regularly filed by the Company with National Stock Exchange of India Limited and BSE Limited and is also available on the website of the Company.

## 9. General Shareholder Information

Annual General Meeting	
- Day	Thursday
- Date	4th August, 2016
- Time	11:30 a.m.
- Venue	Hall of Culture, Nehru Centre, Dr. Annie Besant Road, Worli, Mumbai-400 018
Financial year	1st April, 2015 to 31st March, 2016
Date of Book Closure	30th July, 2016 to 4th August, 2016 (both days inclusive)
Dividend Payment Date (subject to approval of shareholders)	By 2nd September, 2016
Financial Results Calendar:	
- First Quarter results by	14th August, 2016
- Second Quarter results by	14th November, 2016
- Third Quarter results by	14th February, 2017
- Fourth Quarter results by	29th May, 2017

Listing on Stock Exchanges	National Stock Exchange of India Limited (NSE) Exchange Plaza, 5th Floor, Plot No. C/1, G Block, Bandra Kurla Complex, Bandra East, Mumbai-400 051. BSE Ltd. (BSE) Phiroze Jeejeebhoy Towers, Dalal Street, Mumbai-400 001
Stock Code	NSE – MEP BSE – 539126
Corporate Identification Number (CIN)	L45200MH2002PLC136779
ISIN for Equity Shares	INE776I01010

**Note:** Annual Listing Fees for the year 2016-17 has been paid to BSE and NSE.

### Stock Market Price Data:

The details of monthly high and low price of the Equity Shares of the Company and its comparison to broad based indices BSE Sensex and NSE Nifty for the fiscal year 2015-16 are as follows:

Month	BSE				NSE			
	MEP		SENSEX		MEP		NIFTY	
	High Price	Low Price	High	Low	High Price	Low Price	High	Low
May-15	63.50	49.20	28071.16	26423.99	65.00	48.75	8489.55	7997.15
Jun-15	65.00	45.25	27968.75	26307.07	65.00	44.50	8467.15	7940.30
Jul-15	67.00	55.45	28578.33	27416.39	67.20	55.40	8654.75	8315.40
Aug-15	60.40	41.20	28417.59	25298.42	60.85	41.65	8621.55	7667.25
Sep-15	54.15	46.20	26471.82	24833.54	54.40	46.50	8055.00	7539.50
Oct-15	59.70	48.25	27618.14	26168.71	59.70	48.55	8336.30	7930.65
Nov-15	56.25	48.50	26824.30	25451.42	56.25	48.60	8116.10	7714.15
Dec-15	52.80	45.20	26256.42	24867.73	52.70	45.05	7979.30	7551.05
Jan-16	48.80	36.00	26197.27	23839.76	49.00	36.00	7972.55	7241.50
Feb-16	46.00	34.20	25002.32	22494.61	46.00	34.20	7600.45	6825.80
Mar-16	42.50	35.70	25479.62	23133.18	42.45	35.50	7777.60	7035.10

Source: This information is compiled from the data available from the website of BSE and NSE.

### Registrars and Share Transfer Agent

Link Intime India Private Limited  
C-13 Pannalal Silk Mills Compound,  
LBS Road, Bhandup West, Mumbai - 400 078  
Tel: +91 22 25946970 Fax: +91 22 25946969

Shareholders are advised to send all correspondence related to equity shares in Physical & Dematerialized mode to the RTA. However for the convenience of the shareholders documents relating to shares received by the Company are forwarded to the RTA for necessary action thereon.

### Share Transfer System

Presently, the Share Transfers which are received in physical form are processed by the Company and Registrars and Share Transfer Agents (RTA) and approved by the Board of Directors in their meeting and the share certificates are returned within a period of 10 to 15 days from the date of lodgement, subject to the transfer instrument being valid and complete in all respects.

### Reconciliation of Share Capital Audit

A Company Secretary in Practice carried out a Reconciliation of Share Capital Audit to reconcile the total admitted capital with NSDL and CDSL and the total issued and listed capital. The audit confirms that the total issued/paid up capital is in agreement with the aggregate of the total number of shares in physical form and the total number of shares in dematerialised form (held with NSDL and CDSL).



## Shareholding as on 31st March, 2016

### i. Distribution of shareholding as on 31st March, 2016

Description	No. of Shareholders	Shareholders Percentage	No. of Shares	Shares Percentage	
1	5000	5886	77.79	1213099	0.75
5001	10000	730	9.65	616407	0.38
10001	20000	350	4.63	562116	0.35
20001	30000	168	2.22	450429	0.28
30001	40000	46	0.61	167755	0.10
40001	50000	84	1.11	403840	0.25
50001	100000	112	1.48	867846	0.53
100001 & above	191	2.52	158287699	97.37	
<b>Total</b>	<b>7567</b>	<b>100.00</b>	<b>162569191</b>	<b>100.00</b>	

### ii. Category of Shareholding as on 31st March, 2016

Category	Number of Shares	Shareholding Percentage
Promoters	112318385	69.36
Mutual Fund	14788923	9.10
Financial Institutions / Banks	37565	0.02
FII/NRI/NR	9420789	5.76
Other Bodies Corporate	11899842	7.32
Other	14103687	8.44
<b>Total</b>	<b>162569191</b>	<b>100.00</b>

## Dematerialisation of shares

The Company's Equity Shares are held in dematerialised form by National Securities Depository Ltd. (NSDL) and Central Depository Services India Ltd. (CDSL) under ISIN No INE776I01010. As on 31st March, 2016, almost 100% of the Company's total shares representing 162569186 shares were held in dematerialised mode and the balance 5 shares were held in physical mode.

## Subsidiary Company / Consortium

The Company has one material unlisted Private Limited Subsidiary and 18 (Eighteen) other Subsidiaries and also one Associate Company and one Consortium. The minutes of all the subsidiaries of the Company are placed before the Board of Directors of the Company. The details of the policy for determining 'material subsidiaries' are posted on the website of the Company viz. [www.mepinfra.com](http://www.mepinfra.com).

### Address for Correspondence

A-412, boomerang, Chandivali Farm Road,  
Near Chandivali Studio, Andheri (E), Mumbai - 400072  
Tel.: (91 22) 6120 4800 Fax: (91-22) 6120 4804  
E-mail : [investorrelations@mepinfra.com](mailto:investorrelations@mepinfra.com)

## 10. Disclosures

### Related Party Transactions

The Company did not enter into any materially significant related party transactions, which had potential conflict with the interest of the Company at large. The register of contracts containing the transactions in which Directors are interested is placed before the Board regularly for its approval. Transactions with the related parties are disclosed under Notes to Accounts 26.14 to the financial statements in the Annual Report. Further, the details of the policy are also posted on the website of the Company viz. [www.mepinfra.com](http://www.mepinfra.com).

### Strictures and Penalties

The Company has complied with all the requirements of the Listing Agreement/ SEBI (LODR) Regulations, 2015, with the Stock Exchanges as well as the regulations and guidelines of SEBI and other regulatory authorities. Consequently, no penalties were imposed or strictures passed against the Company by SEBI, Stock Exchanges or any other statutory authorities on any matter relating to capital markets since listing of its securities.

### **Vigil Mechanism (Whistle Blower Policy)**

The Company has a vigil mechanism called “Whistle Blower Policy” with a view to provide a mechanism for Directors and employees of the Company to raise concerns of any violations of any legal or regulatory requirement, incorrect or misrepresentation of any financial statement and reports, etc.

The Company is committed to adhere to the highest standards of ethical, moral and legal conduct of business operations. All employees have been provided direct access to the Audit committee. Further, the details of the policy are also posted on the website of the Company viz. [www.mepinfra.com](http://www.mepinfra.com).

### **Disclosure of Accounting Treatment:**

In the preparation of financial statements the Company has followed the accounting standards referred to in Section 133 of the Companies Act, 2013. The significant accounting policies which are consistently applied are set out in the notes to the financial statements.

### **Non mandatory requirements**

Adoption of non-mandatory requirements of listing regulation is being reviewed by the board from time to time.

### **CEO/CFO Certification**

Vice Chairman and Managing Director and Chief Financial Officer have furnished the requisite Certificates to the Board of Directors as required under the Listing Agreement.

### **Internal control system and their adequacy:**

The Company has adequate internal control procedures commensurate with its size and nature of business. The Company has appointed Internal Auditor who audits the adequacy and effectiveness of the internal controls as laid down by the management and suggest improvements.

The Audit Committee of the Board of Directors periodically review the audit plans, internal audit reports and adequacy of internal controls and risk management.

The Company has complied with all the mandatory requirement of Clause 49 of the Listing Agreement entered into with National Stock Exchange of India Limited and BSE Limited and of the SEBI (LODR) Regulations, 2015.

The status of adoption of the non-mandatory requirements of pursuant to Regulation 27(1) read with Part E of Schedule II to the SEBI (LODR) Regulations, 2015 are as under:

#### **i. Non-Executive Chairman's Office**

The Chairman of the Company is the Non-Executive Chairman and hence, this provision is not applicable.

#### **ii. Shareholders Rights**

The complete Annual Report is sent to each and every Shareholder of the Company.

#### **iii. Audit Qualifications**

Remarks and reply on the Audit qualifications are captured in the Directors Report.

#### **iv. Reporting of Internal Auditor**

The Internal Auditor of the Company reports to the Chairman of the Audit Committee and has direct access to the Audit Committee.

## **11. Green Initiative**

Your Company is concerned about the environment and utilises natural resources in a sustainable way.

The Ministry of Corporate Affairs (MCA), Government of India, through its circular nos. 17/2011 and 18/2011 dated April 21, 2011 and April 29, 2011, respectively has allowed companies to send official documents to their shareholders electronically as part of its green initiatives in corporate governance.

Recognising the spirit of the circular issued by the MCA, we henceforth propose to send documents like Notice convening the General Meetings, Financial Statements, Directors' Report, Auditors Report and others to the mail address provided by you with the relevant depositories.

We request you to update your mail address with your depository participants to ensure that the Annual Report and other documents reach you on your preferred mail.



To,

The Members of

**MEP INFRASTRUCTURE DEVELOPERS LIMITED**

We have examined the compliance of conditions of Corporate Governance by MEP INFRASTRUCTURE DEVELOPERS LIMITED ("the Company") for the year ended 31st March, 2016 as stipulated in Clause 49 of the Listing Agreement of the Company with the stock Exchanges for the period 6th May, 2015 to 30th November, 2015 ("the equity shares of the Company are listed on Stock Exchanges w.e.f. 6th May, 2015) and as per the relevant provisions of Securities And Exchange Board of India (Listing Obligations and Disclosure Requirements) Regulations, 2015 ('Listing Regulations') for the period 1st December, 2015 to 31st March, 2016.

The compliance of conditions of Corporate Governance is the responsibility of the Management. Our examination was limited to procedures and implementation thereof, adopted by the Company for ensuring the compliance of the conditions of Corporate Governance. It is neither an audit nor an expression on financial statements of the Company.

In our opinion and to the best of our information and according to the explanations given to us, we certify that the company has complied with the conditions of Corporate Governance as stipulated in the above-mentioned listing Agreement / Listing Regulations, as applicable.

We further state that such compliance is neither an assurance as to future viability of the company nor the efficiency or effectiveness with which the management has conducted the affairs of the Company.

**For Kanj & Associates**

*Company Secretaries*

**Dinesh Joshi**

CP: 2246

Date: 28.06.2016

Place: Pune



## COMPLIANCE WITH THE CORPORATE GOVERNANCE CODE OF CONDUCT

The Board has formulated the Code of Conduct for Business Ethics for all Directors and Senior Managers of the Company which has been posted on the website of the Company. It is hereby affirmed that all Directors and Senior Managers have complied with the Code of Conduct for Business Ethics framed by the Company and a confirmation to this effect for the year 2015-16 has been obtained from all Directors and Senior Managers.

BY ORDER OF THE BOARD OF DIRECTORS

Mumbai  
May 24, 2016

Jayant D. Mhaiskar  
Vice Chairman and Managing Director



## MD and CFO's Certificate

To

The Board of Directors  
MEP INFRASTRUCTURE DEVELOPERS LIMITED  
Mumbai

Pursuant to Regulation 17(8) of the SEBI (LODR) Regulations, 2015, this is to certify that :

- A. We have reviewed financial statements and the cash flow statement for the year and that to the best of their knowledge and belief:
- (1) these statements do not contain any materially untrue statement or omit any material fact or contain statements that might be misleading;
  - (2) these statements together present a true and fair view of the Company's affairs and are in compliance with existing accounting standards, applicable laws and regulations.
- B. There are, to the best of our knowledge and belief, no transactions entered into by the Company during the year which are fraudulent, illegal or violative of the Company's code of conduct.
- C. We accept responsibility for establishing and maintaining internal controls for financial reporting and that we have evaluated the effectiveness of internal control systems of the Company pertaining to financial reporting and have disclosed to the auditors and the audit committee, deficiencies in the design or operation of such internal controls, if any, of which they are aware and the steps we have taken or propose to take to rectify these deficiencies.
- D. We have indicated to the auditors and the Audit committee:
- (1) significant changes in internal control over financial reporting during the year;
  - (2) significant changes in accounting policies during the year and that the same have been disclosed in the notes to the financial statements; and
  - (3) instances of significant fraud of which we have become aware and the involvement therein, if any, of the management or an employee having a significant role in the Company's internal control system over financial reporting.

For MEP Infrastructure Developers Limited

Jayant D. Mhaikar  
Vice Chairman and Managing Director

M. Sankaranarayanan  
Chief Financial Officer

Place: Mumbai  
Date: May 24, 2016

# Independent Auditor's Report

To the Members of

**MEP Infrastructure Developers Limited**

(formerly MEP Infrastructure Developers Private Limited)

## Report on the Standalone Financial Statements

We have jointly audited the accompanying standalone financial statements of **MEP Infrastructure Developers Limited** ("the Company"), which comprise the Balance Sheet as at 31 March, 2016, the Statement of Profit and Loss and the Cash Flow Statement for the year then ended, and a summary of the significant accounting policies and other explanatory information.

## Management's Responsibility for the Standalone Financial Statements

The Company's Board of Directors is responsible for the matters stated in Section 134(5) of the Companies Act, 2013 ("the Act") with respect to the preparation of these standalone financial statements that give a true and fair view of the financial position, financial performance and cash flows of the Company in accordance with the accounting principles generally accepted in India, including the Accounting Standards prescribed under section 133 of the Act, read with Rule 7 of the Companies (Accounts) Rules, 2014 ("the Rules"). This responsibility also includes maintenance of adequate accounting records in accordance with the provisions of the Act for safeguarding the assets of the Company and for preventing and detecting frauds and other irregularities; selection and application of appropriate accounting policies; making judgments and estimates that are reasonable and prudent; and design, implementation and maintenance of adequate internal financial controls, that were operating effectively for ensuring the accuracy and completeness of the accounting records, relevant to the preparation and presentation of the financial statements that give a true and fair view and are free from material misstatement, whether due to fraud or error.

## Auditor's Responsibility

Our joint responsibility is to express an opinion on these standalone financial statements based on our audit. We have taken into account the provisions of the Act, the accounting and auditing standards and matters which are required to be included in the audit report under the provisions of the Act and the Rules made thereunder.

We conducted our joint audit of the standalone financial statements in accordance with the Standards on Auditing specified under Section 143(10) of the Act. Those Standards require that we comply with ethical requirements and plan and perform the joint audit to obtain reasonable

assurance about whether the standalone financial statements are free from material misstatement.

An audit involves performing procedures to obtain audit evidence about the amounts and the disclosures in the financial statements. The procedures selected depend on the auditor's judgment, including the assessment of the risks of material misstatement of the standalone financial statements, whether due to fraud or error. In making those risk assessments, the auditor considers internal financial control relevant to the Company's preparation of the financial statements that give a true and fair view in order to design audit procedures that are appropriate in the circumstances. An audit also includes evaluating the appropriateness of the accounting policies used and the reasonableness of the accounting estimates made by the Company's Directors, as well as evaluating the overall presentation of the standalone financial statements.

We believe that the audit evidence we have obtained is sufficient and appropriate to provide a basis for our qualified audit opinion on the standalone financial statements.

## Basis for Qualified Opinion

As more fully explained in note 26.12 to the standalone financial statements, the Company has outstanding receivables of ₹ 709.27 lakhs as at 31 March 2016 from a jointly controlled entity. In the absence of a balance confirmation from the jointly controlled entity as at 31 March 2016, we are unable to comment on the recoverability of the aforementioned balance and the consequential impact, if any, on the standalone financial statements.

## Qualified Opinion

In our opinion and to the best of our information and according to the explanations given to us, except for the possible effects of the matter described in the Basis for Qualified Opinion paragraph above, the aforesaid standalone financial statements give the information required by the Act in the manner so required and give a true and fair view in conformity with the accounting principles generally accepted in India, of the state of affairs of the Company as at 31 March 2016, and its profit and its cash flows for the year ended on that date.

## Report on Other Legal and Regulatory Requirements

- 1 As required by the Companies (Auditor's Report) Order, 2016 ("the Order") issued by the Central Government of India in exercise of



powers conferred by Section 143(11) of the Act, we enclose in "Annexure A" a statement on the matters specified in paragraphs 3 and 4 of the Order, to the extent applicable.

- 2 As required by Section 143(3) of the Act, we report that:
- a) Except for the matter described in the Basis for Qualified Opinion paragraph above, we have sought and obtained all the information and explanations which to the best of our knowledge and belief were necessary for the purposes of our audit;
  - b) In our opinion, proper books of account as required by law have been kept by the Company so far as it appears from our examination of those books;
  - c) The Balance Sheet, the Statement of Profit and Loss, and the Cash Flow Statement dealt with by this Report are in agreement with the books of account;
  - d) Except for the possible effects of the matter described in the Basis for Qualified Opinion paragraph above, in our opinion, the aforesaid standalone financial statements comply with the Accounting Standards specified under section 133 of the Act, read with Rule 7 of the Rules;
  - e) On the basis of the written representations received from the Directors as on 31 March, 2016 taken on record by the Board of Directors, none of the directors is disqualified as on 31 March 2016 from being appointed as a Director in terms of Section 164(2) of the Act;
  - f) The qualification relating to the maintenance of accounts and other matters connected therewith are as stated in the Basis for Qualified Opinion paragraph above.
  - g) With respect to the adequacy of the internal financial controls over financial reporting of the Company and the operating

effectiveness of such controls, refer to our separate report in "Annexure B";

- h) With respect to the other matters to be included in the Auditor's Report in accordance with Rule 11 of the Companies (Audit and Auditors) Rules, 2014, in our opinion and to the best of our information and according to the explanations given to us;
  - i. The Company has disclosed the impact of pending litigations on its financial position in its standalone financial statements – Refer Note 26.1 to the standalone financial statements.
  - ii. The Company did not have any long-term contracts including derivative contracts for which there were any material foreseeable losses;
  - iii. There were no amounts which were required to be transferred to the Investor Education and Protection Fund by the Company.

**For B S R & Co. LLP**

Chartered Accountants  
Firm's Reg. No: 101248W/W-100022

**Vijay Mathur**

*Partner*  
Membership No: 046476  
Mumbai  
24 May 2016

**For Gokhale Sathe**

Chartered Accountants  
Firm's Reg. No: 103264W

**Yatin R. Vyavaharkar**

*Partner*  
Membership No: 033915  
Mumbai  
24 May 2016

**Annexure A to the Independent Auditor's Report of even date on the Standalone Financial Statements of MEP Infrastructure Developers Limited ("the Company")**

- i. (a) The Company has maintained proper records showing full particulars, including quantitative details and situation of fixed assets.
- (b) The Company has a programme of physical verification by which all fixed assets will be verified in a phased manner over a period of two years. In our opinion, this periodicity of physical verification is reasonable having regard to the size of the Company and the nature of its assets. Pursuant to the programme, certain fixed assets were physically verified during this year. However, these were not reconciled with the books of account and consequently, we are unable to comment on the discrepancies, if any, between the physical items and book records.
- (c) According to information and explanations given to us, the title deeds of immovable properties are held in the name of the Company.
- ii. The Company is engaged in toll collection business. Accordingly, it does not hold any physical inventory. Accordingly, paragraph 3(ii) of the Order is not applicable to the Company.
- iii. (a) During the year, the Company has granted unsecured loans to fifteen companies covered in the register maintained under section 189 of the Act. In our opinion and according to the information and explanations given to us, the terms and conditions of the loans is not prejudicial to the Company's interest.
- (b) In respect of the loans granted to the companies listed in the register maintained under section 189 of the Act, there is no principal amount due for payment during the year and the borrowers shall repay the principal amount as stipulated in the agreement. However, there is no stipulation of schedule for payment of interest and hence we are unable to comment on the regularity of payment of interest.
- (c) According to the information and explanations given to us, there is no amount of loan granted to companies listed in the register maintained under section 189 of the Act, which are overdue and outstanding for more than ninety days.
- iv. In our opinion and according to the information and explanations given to us, there are no loans, investments, guarantees, and securities in respect of which provisions of section 185 and 186 of the Act are applicable.
- v. In our opinion and according to the information and explanations given to us, the Company has not accepted any deposits as per the directives issued by the Reserve Bank of India and the provisions of section 73 to 76 of the Act and the rules framed. Accordingly, paragraph 3(v) of the Order is not applicable to the Company.
- vi. We have broadly reviewed the books of account maintained by the Company pursuant to the rules prescribed by the Central Government for the maintenance of cost records under Section 148(1) of the Act, and are of the opinion that prima facie, the specified accounts and records have been made and maintained. We have not, however, made a detailed examination of the records.
- vii. (a) According to the information and explanations given to us and, on the basis of our examination of the records of the Company, amounts deducted/accrued in the books of account in respect of undisputed statutory dues including provident fund, employee's state insurance, service tax and other material statutory dues have been generally regularly deposited with the appropriate authorities, except for dues of income tax, in which there have been significant delays in few instances. According to the information and explanations given to us, the Company did not have any dues on account of sales-tax, wealth tax, duty of customs, duty of excise and value added tax.
- (b) According to the information and explanations given to us, no undisputed amounts payable in respect of provident fund, employees' state insurance, income-tax, service tax and other material statutory dues were outstanding, at the year end, for a period of more than six months from the date they became payable.
- (c) According to the information and explanations given to us, there are no dues of income tax, sales-tax, wealth tax, service tax, duty of customs, duty of excise, value added tax and cess which have not been deposited on account of any dispute except for the following:

Name of the Statute	Nature of the Dues	Amount (in ₹ Lakhs)	Period to which the amount relates	Forum where the dispute is pending
The Finance Act, 1994	Service Tax	8,171.18	2007-08 to 2011-12	Customs, Excise and Service Tax Appellate Tribunal (CESTAT)





- viii. According to the information and explanations given to us, the Company has not defaulted in repayment of dues to financial institutions and banks during the year. The Company does not have any loans or borrowings from the Government, and has not issued any debentures.
- ix. In our opinion and according to the information and explanations given to us, money raised by way of initial public offer and the term loans by the Company were applied for the purposes for which those were raised. The Company has not raised any money by way of further public offer (including debt instruments).
- x. According to the information and explanations given to us, no fraud by the Company or on the Company by its officers or employees has been noticed or reported during the year.
- xi. In our opinion and according to the information and explanations given to us, the managerial remuneration paid is in accordance with the requisite approvals mandated by the provisions of section 197 read with Schedule V to the Act.
- xii. In our opinion and according to the information and explanations given to us, the Company is not a Nidhi company. Accordingly, paragraph 3(xii) of the Order is not applicable to the Company.
- xiii. According to the information and explanations given to us and based on our examinations of the records of the Company, transactions with the related parties are in compliance with sections 177 and 188 of the Act, where applicable and the details of such related party transactions have been disclosed in the financial statements as required by the applicable Accounting Standards.
- xiv. According to the information and explanations given to us and based on our examination of the records, the Company has not made any preferential allotment or private placement of shares or fully or partly convertible debentures during the year under review. Accordingly, paragraph 3(xiv) of the Order is not applicable to the Company.
- xv. According to the information and explanations given to us, the Company has not entered into any non-cash transactions with directors or persons connected with him. Accordingly, paragraph 3(xv) of the Order is not applicable to the Company.
- xvi. According to the information and explanations given to us, the Company is not required to be registered under section 45-IA of the Reserve Bank of India Act, 1934. Accordingly, paragraph 3(xvi) of the Order is not applicable to the Company..

**For B S R & Co. LLP**

Chartered Accountants

Firm's Reg. No: 101248W/W-100022

**For Gokhale Sathe**

Chartered Accountants

Firm's Reg. No: 103264W

**Vijay Mathur**

*Partner*

Membership No: 046476

Mumbai

24 May 2016

**Yatin R. Vyavaharkar**

*Partner*

Membership No: 033915

Mumbai

24 May 2016

**Annexure B to the Independent Auditor's Report of even date on the Standalone Financial Statements of MEP Infrastructure Developers Limited ("the Company")**

**Report on the Internal Financial Controls over Financial Reporting under Clause (i) of Sub-section 3 of Section 143 of the Act**

We have jointly audited the internal financial controls over financial reporting of MEP Infrastructure Developers Limited ("the Company") as of 31 March 2016 in conjunction with our audit of the standalone financial statements of the Company for the year ended on that date.

**Management's Responsibility for Internal Financial Controls**

The Company's management is responsible for establishing and maintaining internal financial controls based on the internal control over financial reporting criteria established by the Company considering the essential components of internal control stated in the Guidance Note on Audit of Internal Financial Controls over Financial Reporting issued by the

Institute of Chartered Accountants of India (“ICAI”). These responsibilities include the design, implementation and maintenance of adequate internal financial controls that were operating effectively for ensuring the orderly and efficient conduct of its business, including adherence to company’s policies, the safeguarding of its assets, the prevention and detection of frauds and errors, the accuracy and completeness of the accounting records, and the timely preparation of reliable financial information, as required under the Companies Act, 2013 (“the Act”).

### Auditor’s Responsibility

Our joint responsibility is to express an opinion on the Company’s internal financial controls over financial reporting based on our joint audit. We conducted our joint audit in accordance with the Guidance Note on Audit of Internal Financial Controls Over Financial Reporting (the “Guidance Note”) and the Standards on Auditing, issued by ICAI and deemed to be prescribed under Section 143(10) of the Act, to the extent applicable to an audit of internal financial controls, both applicable to an audit of Internal Financial Controls and, both issued by the ICAI. Those Standards and the Guidance Note require that we comply with ethical requirements and plan and perform the audit to obtain reasonable assurance about whether adequate internal financial controls over financial reporting was established and maintained and if such controls operated effectively in all material respects.

Our audit involves performing procedures to obtain audit evidence about the adequacy of the internal financial controls system over financial reporting and their operating effectiveness. Our audit of internal financial controls over financial reporting included obtaining an understanding of internal financial controls over financial reporting, assessing the risk that a material weakness exists, and testing and evaluating the design and operating effectiveness of internal control based on the assessed risk. The procedures selected depend on the auditor’s judgement, including the assessment of the risks of material misstatement of the financial statements, whether due to fraud or error.

We believe that the audit evidence we have obtained is sufficient and appropriate to provide a basis for our joint audit opinion on the Company’s internal financial controls system over financial reporting.

### Meaning of Internal Financial Controls over Financial Reporting

A company’s internal financial control over financial reporting is a process designed to provide reasonable assurance regarding the reliability of financial reporting and the preparation of financial statements for external purposes in accordance with generally accepted accounting principles. A company’s internal financial control over financial reporting includes those policies and procedures that (1) pertain to the

maintenance of records that, in reasonable detail, accurately and fairly reflect the transactions and dispositions of the assets of the company; (2) provide reasonable assurance that transactions are recorded as necessary to permit preparation of financial statements in accordance with generally accepted accounting principles, and that receipts and expenditures of the company are being made only in accordance with authorisations of management and directors of the company; and (3) provide reasonable assurance regarding prevention or timely detection of unauthorised acquisition, use, or disposition of the company’s assets that could have a material effect on the financial statements.

### Inherent Limitations of Internal Financial Controls over Financial Reporting

Because of the inherent limitations of internal financial controls over financial reporting, including the possibility of collusion or improper management override of controls, material misstatements due to error or fraud may occur and not be detected. Also, projections of any evaluation of the internal financial controls over financial reporting to future periods are subject to the risk that the internal financial control over financial reporting may become inadequate because of changes in conditions, or that the degree of compliance with the policies or procedures may deteriorate.

### Opinion

In our joint opinion, the Company has, in all material respects, an adequate internal financial controls system over financial reporting and such internal financial controls over financial reporting were operating effectively as at 31 March 2016, based on the internal control over financial reporting criteria established by the Company considering the essential components of internal control stated in the Guidance Note on Audit of Internal Financial Controls Over Financial Reporting issued by the ICAI.

### For B S R & Co. LLP

Chartered Accountants  
Firm’s Reg. No: 101248W/W-100022

### For Gokhale Sathe

Chartered Accountants  
Firm’s Reg. No: 103264W

### Vijay Mathur

Partner  
Membership No: 046476  
Mumbai  
24 May 2016

### Yatin R. Vyavaharkar

Partner  
Membership No: 033915  
Mumbai  
24 May 2016



# Balance Sheet

as at 31 March, 2016

(Currency: Indian rupees in lakhs)

Particulars	Notes	31 March 2016	31 March 2015
<b>EQUITY AND LIABILITIES</b>			
<b>Shareholders' funds</b>			
Share capital	3	16,256.92	11,149.43
Reserves and surplus	4	42,420.44	14,716.25
		<b>58,677.36</b>	<b>25,865.68</b>
<b>Non-current liabilities</b>			
Long-term borrowings	5	22,260.56	16,603.56
Other Long-term liabilities	6	15,137.50	11,407.18
Long-term provisions	7	171.14	140.68
		<b>37,569.20</b>	<b>28,151.42</b>
<b>Current liabilities</b>			
Short-term borrowings	8	21,138.17	17,843.85
Trade payables			
- Dues to Micro and Small Enterprises	9	-	0.56
- Dues to Others		4,516.58	5,127.64
Other current liabilities	10	4,950.08	9,095.23
Short-term provisions	7	232.83	32.74
		<b>30,837.66</b>	<b>32,100.02</b>
<b>TOTAL</b>		<b>127,084.22</b>	<b>86,117.12</b>
<b>ASSETS</b>			
<b>Non-current assets</b>			
<b>Fixed assets</b>			
- Tangible fixed assets	11	1,724.87	1,129.29
Non-current investments	12	52,203.87	20,963.85
Deferred tax assets	13	282.95	239.32
Long-term loans and advances	14	44,226.84	36,413.63
Other non-current assets	15	1,412.96	1,237.06
		<b>99,851.49</b>	<b>59,983.15</b>
<b>Current assets</b>			
Trade receivables	16	13.74	3,929.34
Cash and bank balances	17	4,874.92	3,834.30
Short-term loans and advances	18	14,230.78	13,829.57
Other current assets	19	8,113.29	4,540.76
		<b>27,232.73</b>	<b>26,133.97</b>
<b>TOTAL</b>		<b>127,084.22</b>	<b>86,117.12</b>
Significant accounting policies	2		
Notes to the standalone financial statements	3-26		

The notes referred to above form an integral part of the standalone financial statements.

As per our report of even date attached.

**For B S R & Co. LLP**

Chartered Accountants

Firm's Registration No: 101248W/W - 100022

**Vijay Mathur**

Partner

Membership No: 046476

Mumbai

Date: 24 May 2016

**For Gokhale & Sathe**

Chartered Accountants

Firm's Registration No: 103264W

**Yatin R. Vyavaharkar**

Partner

Membership No: 033915

Mumbai

Date: 24 May 2016

**For and on behalf of the Board of Directors of  
MEP Infrastructure Developers Limited**

CIN: L45200MH2002PLC136779

**Jayant D. Mhaikar**

Managing Director

DIN: 00716351

**Anuya J. Mhaikar**

Director

DIN: 00707650

**M. Sankaranarayanan**

Chief Financial Officer

Mumbai

Date: 24 May 2016

**Shridhar Phadke**

Company Secretary

## Statement of Profit and Loss for year ended 31 March 2016

(Currency: Indian rupees in lakhs)

Particulars	Notes	31 March 2016	31 March 2015
<b>INCOME</b>			
Revenue from operations	20	69,533.27	90,719.94
Other income	21	4,473.04	2,567.63
<b>Total revenue</b>		<b>74,006.31</b>	<b>93,287.57</b>
<b>EXPENSES</b>			
Operating and maintenance expenses	22	60,670.53	82,307.46
Employee benefit expenses	23	2,349.34	3,057.75
Finance costs	24	5,296.71	3,376.13
Depreciation	11	381.33	622.97
Other expenses	25	1,449.25	1,389.02
<b>Total expenses</b>		<b>70,147.16</b>	<b>90,753.33</b>
<b>Profit before tax, and prior period items</b>		<b>3,859.15</b>	<b>2,534.23</b>
Prior period expense (net)	26.16	-	29.24
<b>Profit before tax</b>		<b>3,859.15</b>	<b>2,505.00</b>
<b>Tax expenses</b>			
<b>Current tax</b>			
- Current year		1,395.00	1,030.00
- Relating to earlier years		(165.69)	-
Deferred tax (credit)	13	(43.63)	(140.12)
<b>Profit after tax</b>		<b>2,673.47</b>	<b>1,615.12</b>
<b>Earnings per equity share</b>			
- Basic and diluted (Nominal value per share ₹ 10)	26.5	1.69	1.47
Significant accounting policies	2		
Notes to the standalone financial statements	3-26		

The notes referred to above form an integral part of the standalone financial statements.

As per our report of even date attached.

**For B S R & Co. LLP**

Chartered Accountants

Firm's Registration No: 101248W/W - 100022

**Vijay Mathur**

Partner

Membership No: 046476

Mumbai

Date: 24 May 2016

**For Gokhale & Sathe**

Chartered Accountants

Firm's Registration No: 103264W

**Yatin R. Vyavaharkar**

Partner

Membership No: 033915

Mumbai

Date: 24 May 2016

**For and on behalf of the Board of Directors of  
MEP Infrastructure Developers Limited**

CIN: L45200MH2002PLC136779

**Jayant D. Mhaiskar**

Managing Director

DIN: 00716351

**Anuya J. Mhaiskar**

Director

DIN: 00707650

**M. Sankaranarayanan**

Chief Financial Officer

Mumbai

Date: 24 May 2016

**Shridhar Phadke**

Company Secretary



# Cash Flow Statement

for year ended 31 March 2016

(Currency: Indian rupees in lakhs)

Particulars	31 March 2016	31 March 2015
<b>A. CASH FLOWS FROM OPERATING ACTIVITIES</b>		
Net profit before tax	3,859.15	2,505.00
<i>Adjustments:</i>		
Depreciation	381.33	622.97
Profit on sale of fixed assets	(1.33)	(16.63)
Interest income	(3,680.14)	(2,545.68)
Dividend income	(1.51)	(0.69)
Provision for wealth tax	-	2.61
Finance cost	5,296.71	3,376.13
Provisions no longer required written back	(0.65)	-
<b>Operating profit before working capital changes</b>	<b>5,853.56</b>	<b>3,943.72</b>
<i>Adjustments for movements in working capital</i>		
(Increase)/ Decrease in loans and advances	(1,049.10)	(16,947.81)
(Increase)/ Decrease in trade receivables	3,915.60	(1,692.56)
(Increase)/ Decrease in other current assets	(1,443.30)	(895.06)
Increase/ (Decrease) in trade payables	(611.62)	2,195.91
Increase/ (Decrease) in provisions	34.88	51.47
Increase/ (Decrease) in other Long term liabilities	3,730.32	13,350.00
Increase/ (Decrease) in other current liabilities	(380.83)	1,569.76
<b>Cash generated from operations</b>	<b>10,049.51</b>	<b>1,575.42</b>
Income taxes paid	(1,560.56)	(2,452.83)
<b>Net cash generated from/ (used in) operating activities (A)</b>	<b>8,488.95</b>	<b>(877.41)</b>
<b>B. CASH FLOWS FROM INVESTING ACTIVITIES</b>		
Purchase of tangible fixed assets including capital advance	(2,370.71)	(281.52)
Proceeds from sale of fixed assets	6.14	33.64
Loans and advances to related parties - given	(15,327.91)	(24,870.86)
Loans and advances to related parties - repayment received	7,846.67	14,072.35
Investment in fixed deposits	(4,686.65)	(4,848.21)
Redemption / maturity of fixed deposits	4,039.65	1,863.86
Proceeds from sale of current & non current investment	-	160.46
Purchase of current & non current investment	(29,203.86)	(3,176.63)
Interest received	854.00	1,117.23
Dividend received from others	1.51	0.69
<b>Net cash (used in) investing activities (B)</b>	<b>(38,841.16)</b>	<b>(15,928.98)</b>



# Cash Flow Statement

for year ended 31 March 2016

(Currency: Indian rupees in lakhs)

Particulars	31 March 2016	31 March 2015
<b>C. CASH FLOWS FROM FINANCING ACTIVITIES</b>		
Proceeds from issue of shares (including securities premium)	32,400.00	2,500.00
Share issue expenses	(1,268.56)	(600.97)
Interim dividend paid including tax on dividend	(196.59)	-
Proceeds from borrowings	13,606.93	25,392.62
Repayment of borrowings	(8,685.99)	(7,969.23)
Finance cost paid	(5,030.01)	(3,595.66)
<b>Net cash provided by financing activities (C)</b>	<b>30,825.78</b>	<b>15,726.76</b>
<b>Net (decrease) / increase in cash and cash equivalents (A+B+C)</b>	<b>473.57</b>	<b>(1,079.64)</b>
Cash and cash equivalents at beginning of the year	799.36	1,879.00
<b>Cash and cash equivalents at end of the year (refer note 1 below)</b>	<b>1,272.93</b>	<b>799.36</b>

## Notes to the Cash Flow Statement

- 1 Components of cash and cash equivalents

Particulars	31 March 2016	31 March 2015
Cash on hand	346.27	208.79
Balance with banks		
- Current accounts	853.43	554.70
- Fixed deposits	73.23	35.87
	<b>1,272.93</b>	<b>799.36</b>

- 2 The Cash flow statement has been prepared under the indirect method as set out in Accounting Standard - 3 ('AS-3') on cash flow statements as specified under section 133 of the Companies Act, 2013 read with Rule 7 of the Companies (Accounts) Rules, 2014

The notes referred to above form an integral part of the standalone financial statements.

As per our report of even date attached.

### For B S R & Co. LLP

Chartered Accountants

Firm's Registration No: 101248W/W - 100022

### For Gokhale & Sathe

Chartered Accountants

Firm's Registration No: 103264W

### For and on behalf of the Board of Directors of MEP Infrastructure Developers Limited

CIN: L45200MH2002PLC136779

### Vijay Mathur

Partner

Membership No: 046476

Mumbai

Date: 24 May 2016

### Yatin R. Vyavaharkar

Partner

Membership No: 033915

Mumbai

Date: 24 May 2016

### Jayant D. Mhaskar

Managing Director

DIN: 00716351

### Anuya J. Mhaskar

Director

DIN: 00707650

### M. Sankaranarayanan

Chief Financial Officer

Mumbai

Date: 24 May 2016

### Shridhar Phadke

Company Secretary



# Notes to the standalone financial statements for year ended 31 March 2016

## 1 COMPANY OVERVIEW

MEP Infrastructure Developers Limited ('MEPIDL' or 'the Company') (formerly known as MEP Infrastructure Developers Private Limited) is into the business of collection of toll as per the contracts entered with various authorities and also in providing road, repair and maintenance services to its subsidiaries.

The Company has undertaken following contracts for toll collection:

Maharashtra State Road Development Corporation Limited, 'MSRDC' at Katai & Gove

National Highways Authority of India, 'NHAI' at:

Toll Name	
Athur	Manoharabad
Bankapur	Paduna
Brijghat	Palsit
Chamari	Pundag
Dasna	Semri
Dastan	Surajbari
Gurau (Semra-Atikabad)	Surjapur

The Company's equity shares are listed on Bombay Stock Exchange (BSE) and National Stock Exchange (NSE) with effect from 6 May, 2015.

## 2 SIGNIFICANT ACCOUNTING POLICIES

### 2.1 Basis of preparation of standalone financial statements

These standalone financial statements have been prepared and presented under the historical cost convention, on the accrual basis of accounting in accordance with the accounting standards specified under section 133 of the Companies Act, 2013 read with Rule 7 of the Companies (Accounts) Rules, 2014 and other accounting principles generally accepted in India ('Indian GAAP') and relevant provisions of the Companies Act 2013 ('the Act'), to the extent notified and applicable. The standalone financial statements are presented in Indian rupees in lakhs, rounded off to two decimal points.

### 2.2 Current/non-current classification

The Schedule III to the Act requires assets and liabilities to be classified as either Current or Non-current

An asset is classified as current when it satisfies any of the following criteria:

- it is expected to be realised in, or is intended for sale or consumption in, the entity's normal operating cycle;
- it is expected to be realised within twelve months after the Balance Sheet date; or
- it is cash or a cash equivalent unless it is restricted from being exchanged or used to settle a liability for at least twelve months after the Balance Sheet date.

All other assets are classified as non-current.

A liability is classified as current when it satisfies any of the following criteria:

- it is expected to be settled in, the entity's normal operating cycle;
- it is due to be settled within twelve months after the Balance Sheet date; or
- the Company does not have an unconditional right to defer settlement of the liability for at least twelve months after the Balance Sheet date.

All other liabilities are classified as non-current.

#### Operating cycle

Based on the nature of activity and the time between the acquisition of assets and their realisation in cash and cash equivalents, the

# Notes to the standalone financial statements for year ended 31 March 2016

## 2 SIGNIFICANT ACCOUNTING POLICIES (contd..)

Company has ascertained its operating cycle as 12 months for the purpose of current, non-current classification of assets and liabilities.

### 2.3 Use of estimates

The preparation of financial statements in conformity with Indian GAAP requires the management to make estimates and assumptions that affect the reported amounts of assets and liabilities and the disclosure of contingent liabilities on the date of the financial statements and the reported amounts of revenues and expenses during the reporting period. Management believes that the estimates made in the preparation of the financial statements are prudent and reasonable. Actual results could differ from those estimates. Any revision to accounting estimates is recognised prospectively in current and future periods.

### 2.4 Revenue recognition

Revenue is recognised to the extent it is probable that the economic benefits will flow to the Company and the revenue can be reliably measured.

#### Toll collection

Revenue from toll collection is recognised on actual collections of toll and in case of contractual terms with certain customers the same is recognised on an accrual basis.

#### Road repair and maintenance

Revenue from road repair and maintenance work is recognised upon completion of services as per contractual terms.

#### Interest and dividend income

Interest income is recognised on a time proportion basis taking into account the amount outstanding and the rate applicable. Dividend income on investment is recognised when the right to receive dividend is established.

### 2.5 Fixed assets

#### Tangible fixed assets

Tangible assets are stated at cost less accumulated depreciation and impairment loss, if any. Cost comprises of purchase price and any attributable cost such as duties, freight, borrowing costs, erection and commissioning expenses incurred in bringing the asset to its working condition for its intended use. When parts of an item of fixed assets have different useful lives they are accounted for as separate items (major components) of fixed assets.

Expenditure incurred on acquisition / construction of fixed assets which are not ready for their intended use as at the Balance Sheet date are disclosed under capital work -in -progress.

### 2.6 Depreciation

Depreciation is provided on the written down value method, at useful lives prescribed in Schedule II of the Companies Act 2013. Depreciation on addition/deletion of fixed assets during the year is provided on pro-rata basis from / to the date of addition/deletion. Fixed assets costing up to ₹ 5,000 individually are fully depreciated in the year of purchase.

### 2.7 Impairment of assets

The carrying amounts of assets are reviewed at each Balance Sheet date if there is any indication of impairment based on internal/external factors. An impairment loss is recognised wherever the carrying amount of an asset exceeds its recoverable amount. Recoverable amount is the greater of assets value in use and net selling price. After impairment if any, depreciation is provided on the revised carrying amount of the asset over its remaining useful life. Previously recognised impairment loss is increased or reversed on changes in internal /external factors.

### 2.8 Borrowing costs

Borrowing costs directly attributable to the acquisition, construction or production of an asset that necessarily takes a substantial period of time to get ready for its intended use or sale are capitalized as part of the cost of the respective asset. All other borrowing costs are expensed in the period they occur. Borrowing costs consists of interest and other cost that an entity incurs in connection with the borrowing of funds.



# Notes to the standalone financial statements for year ended 31 March 2016

## 2 SIGNIFICANT ACCOUNTING POLICIES (contd...)

### 2.9 Investments

Long term investments are valued at cost, less provision for other than temporary diminution in value, if any. Current investments are valued at the lower of cost and fair value.

### 2.10 Employee benefits

#### i) Short term employee benefits

All employee benefits payable wholly within twelve months of rendering the service are classified as short-term employee benefits. Benefits such as salaries, wages etc. and the expected cost of ex-gratia are recognized in the period in which the employee renders the related service.

#### ii) Post employment benefits

##### *Defined contribution plans*

The Company's contribution to defined contribution plans such as Provident Fund, Employees' State Insurance and Maharashtra Labour Welfare Fund are recognised in the Statement of Profit and Loss on an accrual basis.

##### *Defined benefit plans*

Gratuity

The Company's gratuity benefit scheme is a defined benefit plan. The Company's net obligation in respect of the gratuity benefit scheme is calculated by estimating the amount of future benefit that employees have earned in return for their service in the current and prior periods; that benefit is discounted to determine its present value.

The present value of the obligation under such defined benefit plan is determined based on actuarial valuation by an independent actuary, using the projected unit credit method, which recognizes each period of service as giving rise to additional unit of employee benefit entitlement and measures each unit separately to build up the final obligation.

The obligation is measured at the present value of the estimated future cash flows. The discount rates used for determining the present value of the obligation under defined benefit plan, are based on the market yields on Government securities as at the Balance Sheet date.

When the calculation results in a benefit to the Company, the recognized asset is limited to the net total of any unrecognized actuarial losses and past service costs and the present value of any future refunds from the plan or reductions in future contributions to the plan. Actuarial gains and losses are recognized immediately in the Statement of Profit and Loss.

### 2.11 Operating leases

Assets acquired under leases other than finance leases are classified as operating leases. The total lease rentals (including scheduled rental increases) in respect of an asset taken on operating lease are charged to the Statement of Profit and Loss on a straight line basis over the lease term unless another systematic basis is more representative of the time pattern of the benefit.

### 2.12 Taxation

#### **Income tax and deferred tax**

Income tax expense comprises current income tax (i.e. amount of tax for the period determined in accordance with the income tax law) and deferred tax charge or credit (reflecting the tax effects of timing differences between accounting income and taxable income for the year) and reversal of timing differences of earlier years. The deferred tax charge or credit and the corresponding deferred tax liabilities or assets are recognized using the tax rates that have been enacted or substantively enacted by the Balance Sheet date. Deferred tax assets are recognized only to the extent there is reasonable certainty that the assets can be realized in future; however, where there is unabsorbed depreciation or carried forward loss under taxation laws, deferred tax assets are recognized only if there is a virtual certainty of realization of such assets. Deferred tax assets are reviewed at each Balance Sheet date and written down or written up to reflect the amount that is reasonably/virtually certain (as the case may be) to be realised.

## Notes to the standalone financial statements for year ended 31 March 2016

### 2 SIGNIFICANT ACCOUNTING POLICIES (contd..)

#### Minimum alternate tax (MAT)

Minimum alternate tax (MAT) credit is recognised as an asset only when, and only to the extent there is convincing evidence that the Company will pay normal income tax during the specified period for which the MAT credit can be carried forward or set off against the normal tax liability. MAT credit entitlement is reviewed at each Balance Sheet date and written down to the extent there is no convincing evidence to the effect that the Company will pay normal income tax during the specified period.

#### 2.13 Earnings per share (EPS)

Basic earnings per share is calculated by dividing the net profit/loss for the year attributable to the equity shareholders by the weighted average number of equity shares outstanding during the period.

Diluted EPS is computed using the weighted average number of equity and dilutive equity equivalent shares outstanding during the period except where the result would be anti dilutive.

#### 2.14 Provisions and contingencies

The Company recognises a provision when there is a present obligation as a result of a past (or obligating) event that probably requires an outflow of resources and reliable estimate can be made of the amount of the obligation. A disclosure for the contingent liability is made when there is a possible obligation or a present obligation that may, but probably will not, require an outflow of resources. Where there is a possible obligation in respect of which the likelihood of outflow of resources is remote, no provision or disclosure is made.

Contingent assets are neither recognised, nor disclosed in the standalone financial statements.

#### 2.15 Cash and Cash equivalents

In the cash flow statement, cash and cash equivalents include cash in hand, term deposits with banks and other short-term highly liquid investments with original maturities of three months or less.





# Notes to the standalone financial statements as at 31 March 2016

## 3. SHARE CAPITAL

(Currency: Indian rupees in lakhs)

	31 March 2016	31 March 2015
<b>Authorised</b>		
200,000,000 (previous year : 200,000,000) equity shares of ₹ 10 each	20,000.00	20,000.00
<b>Issued, subscribed and paid-up</b>		
162,569,191 (previous year : 111,494,250) equity shares of ₹ 10 each fully paid	16,256.92	11,149.43
	<b>16,256.92</b>	<b>11,149.43</b>

### (a) Reconciliation of shares outstanding at the beginning and at the end of the year

(Currency: Indian rupees in lakhs)

	31 March 2016		31 March 2015	
	No. of shares	Amount	No. of shares	Amount
Shares outstanding, beginning of the year	111,494,250	11,149.43	100,000,000	10,000.00
Shares issued during the year (refer note 26.13)	51,074,941	5,107.49	11,494,250	1,149.43
Shares outstanding, end of the year	162,569,191	16,256.92	111,494,250	11,149.43

### (b) Rights, preferences and restrictions attached to equity shares

The Company has a single class of equity shares. Accordingly, all equity shares rank equally with regard to dividends and share in the Company's residual assets. The equity shareholders are entitled to receive dividend as declared from time to time. The voting rights of an equity shareholder on a poll (not on show of hands) are in proportion to its share of the paid-up equity capital of the Company. Voting rights cannot be exercised in respect of shares on which any call or other sums presently payable have not been paid. Failure to pay any amount called up on shares may lead to forfeiture of the shares.

On winding up of the Company, the holders of equity shares will be entitled to receive the residual assets of the Company, remaining after distribution of all preferential amounts in proportion to the number of equity shares held.

### (c) Shares held by its holding company

(Currency: Indian rupees in lakhs)

	31 March 2016		31 March 2015	
	No. of shares	Amount	No. of shares	Amount
<b>Equity shares of ₹ 10 each fully paid held by:</b>				
Ideal Toll & Infrastructure Private Limited	-	-	59,940,407	5,994.04
	-	-	<b>59,940,407</b>	<b>5,994.04</b>

### (d) Particulars of shareholders holding more than 5% shares:

Name of Shareholder	31 March 2016		31 March 2015	
	No. of shares	%	No. of shares	%
<b>Equity shares of ₹ 10 each fully paid held by:</b>				
Ideal Toll & Infrastructure Private Limited	59,940,407	36.87%	59,940,407	53.76%
Dattatray Mhaiskar jointly with Sudha Dattatray Mhaiskar (Directors)	26,447,180	16.27%	25,218,780	22.62%
Jayant Dattatray Mhaiskar jointly with Anuya Jayant Mhaiskar (Directors)	11,227,920	6.91%	11,227,920	10.07%
Jayant Dattatray Mhaiskar (Managing Director)	13,755,578	8.46%	11,003,300	9.87%
	<b>111,371,085</b>	<b>68.51%</b>	<b>107,390,407</b>	<b>96.32%</b>

**Note :** Pursuant to an Initial Public Offering in May 2015, the shareholding of Ideal Toll & Infrastructure Private Limited (ITIPL) has reduced from 53.76% to 36.87% therefore ITIPL is no longer the holding company as at 31 March 2016.

## Notes to the standalone financial statements as at 31 March 2016

### 4. RESERVES AND SURPLUS

(Currency: Indian rupees in lakhs)

	31 March 2016	31 March 2015
<b>Securities premium account</b>		
At the commencement of the year	1,350.57	-
Received during the year (refer note 26.13)	27,292.51	1,350.57
Less : Share issue expenses	(1,869.53)	-
At the end of the year	<b>26,773.55</b>	<b>1,350.57</b>
<b>Surplus in the Statement of Profit and Loss</b>		
At the commencement of the year	13,365.68	11,750.56
Profit for the year	2,673.47	1,615.12
<b>Appropriations</b>		
Interim equity dividend (₹ 0.1 per share; previous year : Nil)	(162.57)	-
Proposed equity dividend (₹ 0.1 per share; previous year : Nil)	(162.57)	-
Dividend distribution tax	(67.12)	-
<b>Net surplus in the Statement of Profit and Loss</b>	<b>15,646.89</b>	<b>13,365.68</b>
	<b>42,420.44</b>	<b>14,716.25</b>

### 5. LONG-TERM BORROWINGS

(Currency: Indian rupees in lakhs)

	Non-current portion		Current portion	
	31 March 2016	31 March 2015	31 March 2016	31 March 2015
<b>Secured loans</b>				
Term loans				
- from banks	16,991.43	16,340.00	877.67	4,994.34
- from financial institutions	5,000.00	-	-	-
	<b>21,991.43</b>	<b>16,340.00</b>	<b>877.67</b>	<b>4,994.34</b>
<b>Vehicle loans</b>				
- from banks	235.58	246.42	139.30	68.32
- from financial institutions	33.55	17.14	26.50	11.17
	<b>269.13</b>	<b>263.56</b>	<b>165.80</b>	<b>79.49</b>
	<b>22,260.56</b>	<b>16,603.56</b>	<b>1,043.47</b>	<b>5,073.83</b>

#### 1) Term loans

- A) Term loan includes loan from a bank amounting to ₹ Nil (previous year : ₹ 3,749.34 lakhs) which is secured by way of first charge of hypothecation / assignment / security interest on escrow account of the projects financed and also, by pledge of 500,000 equity shares and negative lien on 250,000 equity shares of IRB Infrastructure Developers Limited held by the promoters of the Company.

Further, the term loan is also secured by corporate guarantee given by Ideal Toll & Infrastructure Private Limited and personal guarantee given by Mr. J.D. Mhaiskar & Mr. D.P. Mhaiskar, Directors of the Company. The term loan carries an interest rate calculated on base rate of the bank plus a spread of 300 basis points. The term loan is repayable in two equal installments of ₹ 3,750.00 lakhs from 1 March 2014.

- B) Term loan includes loan from a bank amounting to ₹ 15,869.97 lakhs (previous year : ₹ 16,975.00 lakhs) which is secured by a first and exclusive charge as under:
- first exclusive charge on escrow account specifically maintained for maintenance income/receivables from the maintenance contract with MEP Infrastructure Private Limited, a subsidiary;
  - first mortgage and charge on all immovable and movable properties of the Company, (including movable plant and machinery, machinery, spares, tools and accessories, furniture, fixtures, vehicles, inventories and all other movable properties); except as specifically charged;
  - exclusive charge on specific account opened to route the proceeds from the loan and interest thereon extended to the Ideal Toll & Infrastructure Private Limited by MEP Infrastructure Private Limited, subsidiary company;
  - pledge of 15 lakhs shares of IRB Infrastructure Developers Limited, held by the promoters of the company;



## Notes to the standalone financial statements as at 31 March 2016

### 5. LONG-TERM BORROWINGS (contd...)

- e) pledge of 49% of the issued, paid up and voting equity share capital of Ideal Toll & Infrastructure Private Limited;
- f) first charge over the all bank accounts including but not limited to escrow account opened by MEP Highway Solutions Private Limited, subsidiary company;
- g) corporate guarantees jointly given by Ideal Toll & Infrastructure Private Limited; and personal guarantee given by Mr. J.D. Mhaiskar, Director of the Company

The term loan carries an interest rate calculated on base rate of the bank plus a spread of 275 basis points. The term loan is repayable in 127 unequal monthly installments commencing from 1 September 2014.

- C) Term loan includes a loan from a bank amounting to ₹ 240.00 lakhs (previous year : ₹ 610.00 lakhs) which is secured by way of assignment/ hypothecation of receivables to be generated from the Toll collection account of the projects financed.

Further, the term loan is also secured by corporate guarantee given by Ideal Toll & Infrastructure Private Limited and personal guarantee given by Mr. J.D. Mhaiskar, Director of the Company. The term loan carries an interest rate of 13% p.a. The term loan is repayable in 35 unequal monthly installments commencing after one month from the date of first disbursement.

- D) Term loan includes a loan from a bank amounting to ₹ 275.42 lakhs (previous year : Nil) which is secured as under :
  - a) hypothecation / assignment of receivables to be generated from the Toll collection account & refund of performance security from authority of the projects financed;
  - b) equitable mortgage(second charge) on the residential property situated at Mumbai owned by promoters of the Company;
  - c) personal guarantee of Promoter Mr. Jayant Mhaiskar.

The term loan carries an interest rate calculated on base rate of 13.00% p.a.(floating at monthly rest) The loan is repayable in 10 monthly installments from the date of disbursement & last installment in lumpsum on or before 31st January 2017.

- E) Term loan includes a loan from a bank amounting to ₹ 1,483.71 lakhs (previous year : Nil) which is secured as under :
  - a) exclusive charge by way of equitable/registered mortgage on the commercial properties situated at Boomerang building, Chandivali farm road, Andheri East;
  - b) pledge of 200% of demat shares of the Company (amount equivalent to remaining portion of term loan after considering the amount against the mortgage commercial properties of the Company);
  - c) Personal guarantee of Promoter Mr. Jayant Mhaiskar;
  - d) DSRA equivalent to 3 months EMI in form of undisbursed overdraft as sublimit of term loan.

The term loan carries an interest rate calculated on base rate of 11.25 % p.a. i.e. Base rate plus 0.65% (annual reset) The loan is repayable in 72 monthly installments from the date of disbursement.

- F) Term loan includes a loan from a financial institution amounting to ₹ 5,000.00 lakhs (previous year : Nil) which is secured as under :
  - a) First pari -passu charge on approximately 21 acres of leasehold land of 99 years located at Baramati, District Pune, Maharashtra giving a security cover of 1.50 times over the loan facility;
  - b) DSRA equivalent to 3 months interest servicing in form of FD with scheduled commercial bank lien marked;
  - c) Subservient charge on all revenues & receivable of the Company;
  - d) Pledge of such number of shares of the Company by the promoters by way of Non-Disposal Undertaking (NDU) mechanism along with Power of Attorney (POA) so as to give cover of 1.00 times on the loan amount;
  - e) Personal guarantee of Promoter Mr. Jayant Mhaiskar;
  - f) Corporate guarantee of Baramati Tollways private Limited (Land mortgagor).

The term loan carries an interest rate calculated on base rate of 11.70 % p.a. plus spread of 1.80%. The loan is repayable in 36 equal monthly installments beginning from 25th month from the date of disbursement.

#### II) Vehicle loans

- A) Vehicle loans from banks of ₹ 374.88 lakhs (previous year : ₹ 314.74 lakhs) carry interest rates ranging from 9.76% - 12.38% p.a. The loans are repayable in 36 monthly installments along with interest. The loans are secured by way of hypothecation of the respective vehicles.
- B) Vehicle loans from various financial institutions of ₹ 60.05 lakhs (previous year : ₹ 28.31 lakhs) carry interest rate ranging from 9.75% - 12.34% p.a. The loans are repayable in 35 - 60 monthly installments along with interest. The loans are secured by way of hypothecation of the respective vehicles.

## Notes to the standalone financial statements as at 31 March 2016

### 6. OTHER LONG-TERM LIABILITIES

(Currency: Indian rupees in lakhs)

	Non-current portion		Current portion	
	31 March 2016	31 March 2015	31 March 2016	31 March 2015
Mobilisation Advance*	15,137.50	11,407.18	1,903.72	1,348.82
Margin money**	-	-	594.00	594.00
	<b>15,137.50</b>	<b>11,407.18</b>	<b>2,497.72</b>	<b>1,942.82</b>

\*Mobilisation Advance from MEP Infrastructure Private Limited (subsidiary company) ₹17,041.22 lakhs (previous year; ₹ 12,756.00 lakhs) pursuant to a contract for maintenance of structures, flyovers etc at five Mumbai Entry Points.

\*\*Margin money aggregating ₹ 594.00 lakhs (previous year; ₹ 594.00 lakhs) received from MEP Chennai Bypass Toll Road Private Limited (subsidiary company) for the purpose of issuing Bank guarantee to the authority.

### 7. PROVISIONS

(Currency: Indian rupees in lakhs)

	Non-current portion		Current portion	
	31 March 2016	31 March 2015	31 March 2016	31 March 2015
<b>Provision for employee benefits</b>				
-Gratuity payable (refer note 26.8)	171.14	140.68	37.16	30.12
Provision for wealth tax	-	-	-	2.62
Proposed final equity dividend	-	-	162.57	-
Provision for tax on equity dividend	-	-	33.10	-
	<b>171.14</b>	<b>140.68</b>	<b>232.83</b>	<b>32.74</b>

### 8. SHORT-TERM BORROWINGS

(Currency: Indian rupees in lakhs)

	31 March 2016	31 March 2015
Term loan (secured)		
- from banks	8,616.63	6,028.36
Loans repayable on demand (secured)		
- from banks	12,495.72	11,715.49
Unsecured loan from related parties	25.82	100.00
	<b>21,138.17</b>	<b>17,843.85</b>

#### I) Term loans

- A) Term Loans from bank amounting to ₹ ₹ 5,000.13 lakhs (previous year : ₹ 5,000.00 lakhs) is secured as below :
- First and pari passu charge on entire fixed/current assets of the Company which are not exclusively charged to other Banks/ Lenders;
  - First charge / hypothecation / assignment of security interest on Escrow account of the projects financed;
  - First charge by way of hypothecation of all the movable assets, present and future, of the projects financed;
  - Debt Service Reserve Account (DSRA) to be maintained for an amount equivalent to the next 3 months of interest servicing;
  - Corporate guarantee given by Ideal Toll and Infrastructure Private Limited;
  - Personal Guarantee given by Mr. J.D. Mhaiskar director of the Company;
- The term loan carries an interest rate calculated on base rate of the bank plus a spread of 2.30% p.a. The loan is repayable in bullet upon release of Bid/Performance Security by the Authority of the project financed.
- B) Term Loans from bank amounting to ₹ Nil (previous year : ₹ 1,028.36 lakhs) is secured as below :
- Hypothecation / assignment of receivables to be generated from the Toll collection account of the projects financed;
  - Hypothecation of other movable assets, like toll equipment and performance security deposit receivable;
  - Corporate guarantee given by Ideal Toll and Infrastructure Private Limited, (Holding Company);
  - Personal Guarantee given by Mr. J.D. Mhaiskar, Director of the Company;
- The term loan carries an interest rate calculated on base rate of 13% p.a. (floating) at monthly rest. The loan is repayable in 4 equal weekly installments during 12th and last month from the date of first disbursement.
- C) Term Loans from bank amounting to ₹ 495.00 lakhs (previous year : Nil) is secured as below :
- Hypothecation / assignment of receivables to be generated from the Toll collection account of the projects financed;



# Notes to the standalone financial statements as at 31 March 2016

## 8. SHORT-TERM BORROWINGS *(contd..)*

(b) Hypothecation of other movable assets, like toll equipment and performance security deposit receivable;

(c) Personal Guarantee given by Mr. J.D. Mhaikar, Director of the Company;

The term loan carries an interest rate calculated on base rate of 12.50 % p.a. (floating) at monthly rest. The loan is repayable in 4 equal weekly installments during 12th and last month from the date of first disbursement.

D) Term Loans from bank amounting to ₹ 705.00 lakhs (previous year : Nil) is secured as below :

(a) Hypothecation / assignment of receivables to be generated from the Toll collection account of the projects financed;

(b) Hypothecation of other movable assets, like toll equipment and performance security deposit receivable;

(c) Personal Guarantee given by Mr. J.D. Mhaikar, Director of the Company;

The term loan carries an interest rate calculated on base rate of 12.50 % p.a. (floating) at monthly rest. The loan is repayable in 4 equal weekly installments during 12th and last month from the date of first disbursement.

E) Term Loans from bank amounting to ₹ 617.25 lakhs (previous year : Nil) is secured as below :

(a) Hypothecation / assignment of receivables to be generated from the Toll collection account of the projects financed;

(b) Hypothecation of other movable assets, like toll equipment and performance security deposit receivable;

(c) Personal Guarantee given by Mr. J.D. Mhaikar, Director of the Company;

The term loan carries an interest rate calculated on base rate of 12.50 % p.a. (floating) at monthly rest. The loan is repayable in 4 equal weekly installments during 12th and last month from the date of first disbursement.

F) Term Loans from bank amounting to ₹ 1799.25 lakhs (previous year : Nil) is secured as below :

(a) Hypothecation / assignment of receivables to be generated from the Toll collection account of the projects financed;

(b) Pari passu charge on the project cash flows of toll collection project with the BG issuing bank and Exclusive charge over the performance security deposit with Authority and its subsidiaries for any project funded by the bank;

(c) Personal Guarantee given by Mr. J.D. Mhaikar and Mrs. Anuya J. Mhaikar, Director of the Company;

The term loan carries an interest rate calculated on base rate of 12.50 % p.a. (floating) i.e. 3.25% below PLR. The loan is repayable in 12 unequal monthly installments from the date of first disbursement.

### II) Loans repayable on demand

A) Loans repayable on demand include an overdraft facility from a bank amounting to ₹ 4,999.07 lakhs (previous year : ₹ 4,998.27 lakhs) which is secured as below:

(a) First charge / hypothecation / assignment of security interest on Escrow account;

(b) Personal guarantee given by Mr. J.D. Mhaikar & Mr. D.P. Mhaikar, directors of the Company;

(c) Corporate guarantee given by Ideal Toll and Infrastructure Private Limited;

Loan carries an interest rate calculated on the base rate of the bank plus a spread of 3% p.a.

B) Loans repayable on demand include an overdraft facility from a bank amounting to ₹ 7,496.65 lakhs (previous year : ₹ 6,717.22 lakhs) which is secured as below:

(a) First charge / hypothecation / assignment of security interest on Escrow account;

(b) First charge by way of hypothecation of all the movable assets, present and future, of the projects financed.

(c) First charge on receivable of the projects financed.

(d) Personal Guarantee given by Mr. J.D. Mhaikar, director of the Company;

(e) Corporate guarantee given by Ideal Toll and Infrastructure Private Limited;

(f) Loan carries an interest rate calculated on the base rate of the bank plus a spread of 2.50% p.a.

### III) Unsecured loans

A) Interest free unsecured loan from Mr. J.D. Mhaikar, director of the Company of ₹ 25.82 lakhs (previous year : ₹ 100.00 lakhs) is repayable on demand.

## 9. TRADE PAYABLES

(Currency: Indian rupees in lakhs)

	31 March 2016	31 March 2015
Trade payable towards goods purchased and services received		
- dues of micro enterprises and small enterprises (refer note 26.7)	-	0.56
- other creditors	4,516.58	5,127.64
	<b>4,516.58</b>	<b>5,128.20</b>



## Notes to the standalone financial statements as at 31 March 2016

### 10. OTHER CURRENT LIABILITIES

(Currency: Indian rupees in lakhs)

	31 March 2016	31 March 2015
Current maturities of long-term borrowings (refer note 5)	1,043.47	5,073.83
Current maturities of long-term liabilities (refer note 6)	2,497.72	1,942.82
Interest accrued but not due on borrowings	229.42	0.09
Interest accrued and due on borrowings	-	6.28
Performance security received from subsidiaries	420.17	514.50
Employee benefits expense payable	290.41	295.74
Statutory dues payable		
- Tax deducted at source	47.46	399.24
- Tax collected at source	-	290.39
- Provident fund	12.71	15.39
- Profession tax	2.97	2.83
- ESIC	5.26	7.24
- VAT	1.88	5.30
- Service tax	113.65	2.90
Other liabilities	284.96	538.68
	<b>4,950.08</b>	<b>9,095.23</b>

### 11. FIXED ASSETS as at 31 March 2016

(Currency: Indian rupees in lakhs)

Particulars	Gross block				Depreciation				Net block
	As at 1 April 2015	Additions	Sale / Deletion	As at 31 March 2016	As at 1 April 2015	For the year	Sale / Deletion	As at 31 March 2016	As at 31 March 2016
<b>Tangible assets</b>									
Office premises*	464.50	598.65	-	1,063.15	82.04	39.82	-	121.86	941.29
Vehicles	1,110.05	271.95	13.65	1,368.35	722.38	186.45	13.65	895.18	473.17
Computer system	281.83	26.98	4.90	303.91	219.43	49.42	4.27	264.58	39.33
Toll equipments	279.21	43.18	10.70	311.69	94.43	46.31	6.52	134.22	177.47
Office equipments	89.84	20.10	-	109.94	65.29	21.33	-	86.62	23.32
Furnitures and fixtures	193.34	20.85	-	214.19	105.90	38.00	-	143.90	70.29
	<b>2,418.76</b>	<b>981.71</b>	<b>29.25</b>	<b>3,371.23</b>	<b>1,289.47</b>	<b>381.33</b>	<b>24.44</b>	<b>1,646.36</b>	<b>1,724.87</b>

\* Office premises are under mortgage with a bank.

During the previous year ended 31 March 2015, the Management has reassessed the useful lives of fixed assets prescribed under Schedule II of the Companies Act, 2013. As a result of the change, the depreciation charge for the previous year is higher by ₹ 284.23 lakhs with a corresponding decrease in the written down value of fixed assets and profit before tax for the previous year ended 31 March 2015.

as at 31 March 2015

(Currency: Indian rupees in lakhs)

Particulars	Gross block				Depreciation				Net block
	As at 1 April 2014	Additions	Sale / Deletion	As at 31 March 2015	As at 1 April 2014	For the year	Sale / Deletion	As at 31 March 2015	As at 31 March 2015
<b>Tangible assets</b>									
Office premises*	464.50	-	-	464.50	46.52	35.51	-	82.04	382.46
Vehicles	1,060.52	56.66	7.12	1,110.05	411.86	313.67	3.14	722.38	387.67
Computer system	193.35	94.51	6.04	281.83	101.56	121.40	3.54	219.43	62.41
Toll equipments	174.59	111.56	6.95	279.21	51.47	44.18	1.22	94.43	184.78
Office equipments	84.89	12.84	7.89	89.84	17.16	51.68	3.55	65.29	24.54
Furnitures and fixtures	188.11	5.94	0.72	193.34	49.64	56.53	0.26	105.90	87.43
	<b>2,165.96</b>	<b>281.52</b>	<b>28.72</b>	<b>2,418.76</b>	<b>678.21</b>	<b>622.97</b>	<b>11.71</b>	<b>1,289.47</b>	<b>1,129.29</b>

\* Office premises are under mortgage with a bank.



# Notes to the standalone financial statements as at 31 March 2016

## 12. NON-CURRENT INVESTMENTS

(Currency: Indian rupees in lakhs)

	31 March 2016	31 March 2015
<b>A) Trade investments (Valued at cost)</b>		
<b>I In equity shares of subsidiary companies</b>		
<b>Unquoted, fully paid up</b>		
374,278,998 (previous year : 111,998,998) equity shares of MEP Infrastructure Private Limited of ₹ 10 each.	37,934.05	11,706.05
11,498,850 (previous year : 11,498,850) equity shares of Raima Ventures Private Limited of ₹ 10 each.	1,149.89	1,149.89
2,488,500 (previous year : 2,488,500) equity shares of Rideema Toll Private Limited of ₹ 100 each.	2,488.50	2,488.50
5,159,980 (previous year : 3,999,980) equity shares of MEP Chennai Bypass Toll Road Private Limited of ₹ 10 each.	516.00	400.00
15,074,890 (previous year : 9,890) equity shares of MEP Hyderabad Bangalore Toll Road Private Limited of ₹ 10 each.	1,507.50	0.99
18,464,980 (previous year : 9,299,980) equity shares of Raima Toll Road Private Limited of ₹ 10 each.	1,846.50	930.00
639,800 (previous year : 639,800) equity shares of MEP Nagzari Toll Road Private Limited of ₹ 10 each.	63.98	63.98
819,800 (previous year : 819,800) equity shares of MEP IRDP Solapur Toll Road Private Limited of ₹ 10 each.	81.98	81.98
12,679,800 (previous year : 2,679,800) equity shares of Rideema Toll Bridge Private Limited of ₹ 10 each.	1,267.98	267.98
9,184,800 (previous year : 7,544,800) equity shares of MEP Highway Solutions Private Limited of ₹ 10 each.	918.48	754.48
3,999,800 (previous year : 3,999,800) equity shares of MEP RGSL Toll Bridge Private Limited of ₹ 10 each.	399.98	399.98
6,999,990 (previous year : 6,999,990) equity shares of Raima Toll and Infrastructure Private Limited of ₹ 10 each.	700.00	700.00
12,999,999 (previous year : 9,999) equity shares of MEP Tormato Private Limited of ₹ 10 each.	1,300.00	1.00
9,999 (previous year : 9,999) equity shares of MEP Roads & Bridges Private Limited of ₹ 10 each	1.00	1.00
9,999 (previous year : 9,999) equity shares of MEP Infra Constructions Private Limited of ₹ 10 each	1.00	1.00
9,999 (previous year : 9,999) equity shares of MEP Infraprojects Private Limited of ₹ 10 each	1.00	1.00
9,999 (previous year : 9,999) equity shares of MEP Toll & Infrastructure Private Limited of ₹ 10 each	1.00	1.00
9,999 (previous year : 9,999) equity shares of Mhaskar Toll Road Private Limited of ₹ 10 each	1.00	1.00
<b>Enterprises over which significant influence is exercised by key managerial personnel</b>		
<b>Unquoted, fully paid up</b>		
3,300 (previous year : 3,300) equity shares of A J Tolls Private Limited of ₹ 100 each.	3.30	3.30
<b>II. In preference shares of subsidiary company</b>		
<b>Unquoted, fully paid up</b>		
2,00,000,00 (previous year : 2,00,000,00) 12% Non-Cumulative redeemable preference shares of MEP Hyderabad Bangalore Toll Road Private Limited of ₹ 10 each.	2,000.00	2,000.00
<b>III In jointly controlled entities</b>		
<b>Unquoted, fully paid up</b>		
3,300 (previous year : 3,300) equity shares of KVM Technology Solutions Private Limited of ₹ 10 each.	0.33	0.33
SMYR Consortium LLP	5.00	-
<b>B) Other investments (Valued at cost)</b>		
<b>Unquoted, fully paid up</b>		
4,000 (previous year : 4,000) equity shares of Jankalyan Sahakari Bank Limited of ₹ 10 each.	0.40	0.40
20,000 (previous year : 20,000) equity shares of The Kalyan Janata Sahakari Bank Limited of ₹ 25 each.	5.00	5.00
9,980 (previous year : 9,980) equity shares of Thane Janata Sahakari Bank Limited of ₹ 50 each.	4.99	4.99
5,010 (previous year : Nil) equity shares of Ambernath Jai - Hind Co-Op Bank Limited of ₹ 100 each.	5.01	-
	<b>52,203.87</b>	<b>20,963.85</b>
<b>Aggregate amount of unquoted investments</b>	<b>52,203.87</b>	<b>20,963.85</b>

## Notes to the standalone financial statements as at 31 March 2016

### 13. DEFERRED TAX ASSETS

(Currency: Indian rupees in lakhs)

	31 March 2016	31 March 2015
<b>Deferred tax assets</b>		
Excess of depreciation on fixed assets provided in accounts over depreciation under income tax law	185.21	159.74
Provision for employee benefits	97.74	79.58
	<b>282.95</b>	<b>239.32</b>

### 14. LONG-TERM LOANS AND ADVANCES *(Unsecured, considered good)*

(Currency: Indian rupees in lakhs)

	Non-current portion		Current portion	
	31 March 2016	31 March 2015	31 March 2016	31 March 2015
<b>To related parties:</b>				
Loans and advances [refer note 14(a)]	20,276.29	13,522.08	-	-
Advance consideration for acquisition of equity shares [refer note 14(b)]	114.98	2,151.14	-	-
Capital advances [refer note 14(c)]	2,463.77	2,694.30	-	-
<b>To parties other than related parties:</b>				
Loans to employees	16.69	16.87	7.52	9.57
Advance income tax (net of provisions for tax of ₹ 3,746.49; previous year ₹ 9,264.21 lakhs)	2,716.82	2,385.60	-	-
Mobilisation advance	16,776.52	15,366.03	730.67	971.61
Capital advances	1,619.53	-	-	-
Prepaid expenses	186.36	221.24	188.75	130.77
Performance security	-	-	4,551.00	4,980.02
Other security deposits	55.88	56.37	166.53	1.93
	<b>44,226.84</b>	<b>36,413.63</b>	<b>5,644.47</b>	<b>6,093.90</b>

	31 March 2016	31 March 2015
<b>a) Loans and advances to related parties</b>		
<b>I. Subsidiary companies</b>		
- MEP Chennai Bypass Toll Road Private Limited (Maximum outstanding during the year ₹ 501.50 lakhs; previous year ₹ 502.85 lakhs)	-	501.50
- Baramati Tollways Private Limited (Maximum outstanding during the year ₹ 1,122.26 lakhs; previous year ₹ 233.26 lakhs)	1,122.26	233.26
- MEP Highway Solutions Private Limited (Maximum outstanding during the year ₹ 10,184.58 lakhs; previous year ₹ 10,917.91 lakhs)	9,379.61	7,203.82
- MEP IRDP Solapur Toll Road Private Limited (Maximum outstanding during the year ₹ 110.00 lakhs; previous year ₹ 110.00 lakhs)	3.05	110.00
- MEP RGSL Toll Bridge Private Limited (Maximum outstanding during the year ₹ 83.29 lakhs; previous year ₹ 83.29 lakhs)	-	83.29
- Rideema Toll Private Limited (Maximum outstanding during the year ₹ 6,912.48 lakhs; previous year ₹ 5,387.68 lakhs)	6,912.48	5,387.68
- MEP Infraprojects Private Limited (Maximum outstanding during the year ₹ 1.00 lakhs; previous year ₹ Nil)	1.00	-
- MEP Infra Construction Private Limited (Maximum outstanding during the year ₹ 1.00 lakhs; previous year ₹ Nil)	1.00	-
- MEP Toll & Infrastructure Private Limited (Maximum outstanding during the year ₹ 1.00 lakhs; previous year ₹ Nil)	1.00	-



## Notes to the standalone financial statements as at 31 March 2016

### 14. LONG-TERM LOANS AND ADVANCES (contd...)

(Currency: Indian rupees in lakhs)

	31 March 2016	31 March 2015
- MEP Tormato Private Limited (Maximum outstanding during the year ₹ 4,129.19 lakhs; previous year ₹ Nil)	2,842.89	-
- Mhaiskar Toll Road Private Limited (Maximum outstanding during the year ₹ 1.00 lakhs; previous year ₹ Nil)	1.00	-
- Raima Ventures Private Limited (Maximum outstanding during the year ₹ 52.00 lakhs; previous year ₹ Nil)	12.00	-
<b>II. Fellow subsidiary companies</b>		
- MEP Hamirpur Bus Terminal Private Limited (Maximum outstanding during the year ₹ 0.61 lakhs; previous year ₹ 0.61 lakhs)	-	0.61
- MEP Una Bus Terminal Private Limited (Maximum outstanding during the year ₹ 1.92 lakhs; previous year ₹ 1.92 lakhs)	-	1.92
	<b>20,276.29</b>	<b>13,522.08</b>
<b>b) Advance against acquisition of the equity shares</b>		
<b>I. Subsidiary companies</b>		
MEP Hyderabad Bangalore Toll Road Private Limited	-	250.00
Rideema Toll Bridge Private Limited	-	1,000.00
MEP Highway Solutions Private Limited	-	164.00
Raima Toll Road Private Limited	-	500.00
Baramati Tollways Private Limited	-	6.00
Chennai Bypass Toll Road Private Limited	-	116.00
<b>II. Enterprises over which significant influence exercised by key management personnel</b>		
MEP Toll Gates Private Limited	-	0.16
	-	<b>2,036.16</b>
<b>III. Advance to Rideema Toll Private Limited (Subsidiary Company) for acquisition of its equity holding in Baramati Toll Private Limited (Subsidiary Company)</b>	114.98	114.98
	<b>114.98</b>	<b>2,151.14</b>
<b>c) Capital advances to related parties</b>		
Ideal Toll & Infrastructure Private Limited (Maximum outstanding during the year ₹ 2,694.40 lakhs; previous year ₹ 2,750.00 lakhs)	2,463.77	2,694.30
	<b>2,463.77</b>	<b>2,694.30</b>

## Notes to the standalone financial statements as at 31 March 2016

### 15. OTHER NON-CURRENT ASSETS

(Currency: Indian rupees in lakhs)

	31 March 2016	31 March 2015
Fixed deposits with banks with maturity period more than twelve months from reporting date (refer note 17)	1,287.72	1,207.76
Interest accrued on fixed deposits	125.24	29.30
	<b>1,412.96</b>	<b>1,237.06</b>

### 16. TRADE RECEIVABLES (Unsecured, considered good)

(Currency: Indian rupees in lakhs)

	31 March 2016	31 March 2015
Receivable outstanding for a period exceeding six months from the date they became due for payment	-	8.60
Other receivables	13.74	3,920.73
	<b>13.74</b>	<b>3,929.34</b>
* Trade receivables of ₹ Nil (previous year : ₹ 3,917.74 lakhs) are due from related parties as below		
<b>Enterprises over which significant influence is exercised by key managerial personnel</b>		
- D S Enterprises	-	2,551.53
- MEP Roads & Bridges Private Limited	-	215.43
- Raima Ventures Private Limited	-	888.82
- Raima Toll & Infrastructure Private Limited	-	261.96
	-	<b>3,917.74</b>

### 17. CASH AND BANK BALANCES

(Currency: Indian rupees in lakhs)

	31 March 2016	31 March 2015
<b>Cash and cash equivalents</b>		
Balances with banks		
- in current accounts	853.43	554.70
- in fixed deposits	73.23	35.87
Cash on hand	346.27	208.79
	1,272.93	799.36
Other bank balances*	3,601.99	3,034.94
	<b>4,874.92</b>	<b>3,834.30</b>
<b>Details of bank balances/deposits</b>		
Bank balances available on demand/deposits with original maturity of 3 months or less included under 'Cash and cash equivalents'	926.66	590.57
*Bank deposits due to mature within 12 months of the reporting date included under 'Other bank balances'	3,601.99	3,034.94
Bank deposits due to mature after 12 months of the reporting date included under 'Other non current assets' (refer note 15)	1,287.72	1,207.76
	<b>5,816.37</b>	<b>4,833.27</b>

#### Notes

\*Other bank balances includes fixed deposits with Banks of ₹ 1,879.42 lakhs (previous year : ₹ 1,703.61 lakhs) which are provided as a lien for maintenance of Debt Service Reserve Account. Bank deposits of ₹ 375.00 lakhs (previous year : ₹ 375.00 lakhs) with a bank is provided as cash margin for bank overdraft. Bank deposits of ₹ 2,708.52 lakhs (previous year : ₹ 2,199.96 lakhs) with various banks are provided as a lien for bank guarantees given to authorities.





## Notes to the standalone financial statements as at 31 March 2016

### 18. SHORT-TERM LOANS AND ADVANCES *(Unsecured, considered good)*

(Currency: Indian rupees in lakhs)

	31 March 2016	31 March 2015
<b>To related parties</b>		
Other Loans [refer note 18 (a)]	8,042.84	7,315.79
<b>To parties other than related parties</b>		
Current portion of long term loans and advances [refer note 14]	5,644.47	6,093.90
Advances recoverable in cash or kind	42.03	35.61
Advances to suppliers	1.36	27.83
Advances for authority payment	366.08	222.44
Bid security / earnest money deposit	134.00	134.00
	<b>14,230.78</b>	<b>13,829.57</b>
<b>(a) Other Loans</b>		
- Rideema Toll Bridge Private Limited (Maximum outstanding during the year ₹ 1,051.10 lakhs; previous year ₹ 1,856.41 lakhs)	73.91	970.60
- Raima Toll Road Private Limited (Maximum outstanding during the year ₹ 4,633.52 lakhs; previous year ₹ 2,937.73 lakhs)	4,633.52	2,838.52
- MEP Hyderabad Bangalore Toll Road Private Limited (Maximum outstanding during the year ₹ 3,112.78 lakhs; previous year ₹ 3,116.22 lakhs)	2,648.59	3,112.78
- MEP Nagzari Toll Road Private Limited (Maximum outstanding during the year ₹ 686.82 lakhs; previous year ₹ 393.89 lakhs)	686.82	393.89
	<b>8,042.84</b>	<b>7,315.79</b>

### 19. OTHER CURRENT ASSETS

(Currency: Indian rupees in lakhs)

	31 March 2016	31 March 2015
Interest receivable		
- accrued on fixed deposits	58.75	112.48
- accrued on loans to related parties (refer note 26.12)	4,897.24	2,113.31
Other receivables from related parties	3,125.31	1,682.01
Other receivables from other than related parties	31.99	31.99
Share issue expenses	-	600.97
	<b>8,113.29</b>	<b>4,540.76</b>

## Notes to the standalone financial statements for year ended 31 March 2016

### 20. REVENUE FROM OPERATIONS

(Currency: Indian rupees in lakhs)

	31 March 2016	31 March 2015
Toll collection	64,169.84	86,879.41
Other operating revenue		
- Road repair and maintenance	5,363.43	3,840.53
	<b>69,533.27</b>	<b>90,719.94</b>

### 21. OTHER INCOME

(Currency: Indian rupees in lakhs)

	31 March 2016	31 March 2015
Interest income		
- from fixed deposits	418.18	240.46
- from loans to related parties	3,261.46	2,304.91
- from loans to parties other than related parties	0.50	0.31
Facility fees from related parties	783.80	-
Dividend income	1.51	0.69
Provisions no longer required written back	0.65	-
Profit on sale of fixed assets	1.33	16.63
Miscellaneous income	5.61	4.63
	<b>4,473.04</b>	<b>2,567.63</b>

### 22. OPERATING AND MAINTENANCE EXPENSES

(Currency: Indian rupees in lakhs)

	31 March 2016	31 March 2015
Concession fees to authority	58,968.47	80,042.33
Road repairing and maintenance expenses	1,137.17	1,267.55
Maintenance cost paid to authority	150.20	150.00
Toll attendant expenses	123.46	335.16
Other site operational expenses	291.23	512.42
	<b>60,670.53</b>	<b>82,307.46</b>

### 23. EMPLOYEE BENEFIT EXPENSES

(Currency: Indian rupees in lakhs)

	31 March 2016	31 March 2015
Salaries, wages and bonus	1,928.96	2,507.06
Contribution to provident funds and other funds (refer note 26.8)	152.06	176.54
Gratuity expenses (refer note 26.8)	55.19	57.95
Staff welfare expenses	213.13	316.20
	<b>2,349.34</b>	<b>3,057.75</b>



## Notes to the standalone financial statements for year ended 31 March 2016

### 24. FINANCE COSTS

(Currency: Indian rupees in lakhs)

	31 March 2016	31 March 2015
Interest expenses		
- from banks	4,640.59	2,957.64
- from financial institutions	398.92	1.55
Other borrowing cost		
- Processing fees	88.68	297.87
- Bank guarantee and commission	168.52	119.07
	<b>5,296.71</b>	<b>3,376.13</b>

### 25. OTHER EXPENSES

(Currency: Indian rupees in lakhs)

	31 March 2016	31 March 2015
Rent (refer note 26.3)	15.88	11.66
Rates and taxes	110.99	135.99
Director sitting fees	5.35	1.01
Insurance	20.52	24.94
Legal consultancy and professional fees	283.44	243.40
Travelling expenses	276.11	338.85
Business promotion and advertisement expenses	104.95	44.57
Repairs and maintenance		
- to toll equipments	74.02	71.51
- to computers	24.78	21.67
- others	60.16	70.37
Auditors remuneration (refer note 26.4)	81.21	30.27
Bank charges	104.82	116.45
Corporate social responsibility expense (refer note 26.11)	5.00	-
Miscellaneous expenses	282.02	278.33
	<b>1,449.25</b>	<b>1,389.02</b>

## Notes to the standalone financial statements for year ended 31 March 2016

### 26.1 CONTINGENT LIABILITIES / OTHER COMMITMENTS

(Currency: Indian rupees in lakhs)

Particulars	31 March 2016	31 March 2015
Claims made against the Company not acknowledged as debts by the Company		
- Service tax*	8,171.18	8,171.18
- Stamp duty	1,185.48	-
Bank guarantees	29,965.83	22,086.18
Corporate guarantees given on behalf of the related parties	323,090.00	346,289.50
	<b>362,412.49</b>	<b>376,546.86</b>

\*This relates to taxability of toll collection pursuant to contracts with MSRDC and NHAI under the category of 'Business Auxiliary Services'. The Department had filed an appeal against the favourable order passed by the Commissioner of Service Tax, Mumbai - II. The matter is currently pending at CESTAT, Mumbai.

### 26.2 CAPITAL COMMITMENTS

(Currency: Indian rupees in lakhs)

Particulars	31 March 2016	31 March 2015
Estimated amount of contracts remaining to be executed on capital account (net of advance)	961.51	0.61

### 26.3 OPERATING LEASE

The Company had entered into operating lease agreement for premises, which has cancelled during the year. Rent expenses debited to the Statement of Profit and Loss is ₹ 1.30 lakhs (previous year : ₹ 7.07 lakhs) in respect of non-cancellable lease agreement. Total rent expenses is ₹ 15.88 lakhs (previous year : ₹ 11.66 lakhs) (refer note 25). The future minimum lease payments in respect of these properties as on 31 March 2016 is as below:

(Currency: Indian rupees in lakhs)

Particulars	31 March 2016	31 March 2015
Not later than one year	-	8.33
Later than one year but not later than five years	-	1.39
Later than five years	-	-
Total	-	<b>9.72</b>

### 26.4 AUDITOR'S REMUNERATION (INCLUDING SERVICE TAX)

(Currency: Indian rupees in lakhs)

Particulars	31 March 2016	31 March 2015
Audit fees	39.38	29.54
Limited review fees	38.93	-
Out of pocket expenses	2.90	0.73
Other services (fees for Initial Public Offering)	111.16	-
<b>Total</b>	<b>192.37</b>	<b>30.27</b>
Less: Adjusted against securities premium (as share issue expenses)	(111.16)	-
<b>Total</b>	<b>81.21</b>	<b>30.27</b>

### 26.5 EARNINGS PER SHARE (EPS)

(Currency: Indian rupees in lakhs)

Particulars		31 March 2016	31 March 2015
Profit after tax attributable to equity shareholders	A	2,673.47	1,615.12
Number of equity shares at the beginning of the year		111,494,250	100,000,000
Number of equity shares outstanding at the end of the year		162,569,191	111,494,250
Weighted average number of equity shares outstanding during the year	B	158,522,269	109,699,258
Basic earnings per equity share (₹)	(A / B)	1.69	1.47
Diluted earnings per share			
Profit after tax attributable to equity shareholders	A	2,673.47	1,615.12
Weighted average number of equity shares outstanding during the year for the calculation of diluted earnings per share	B	158,522,269	109,699,258
Diluted earnings per equity share (₹)	(A / B)	1.69	1.47
Face value per equity share (₹)		10.00	10.00



# Notes to the standalone financial statements for year ended 31 March 2016

## 26.6 SEGMENT REPORTING

The segment information has been disclosed in the consolidated financial statements of the Company in accordance with paragraph 4 of AS 17 'Segment reporting' as specified under Section 133 of the Companies Act, 2013 read with Rule 7 of the Companies (Accounts) Rules, 2014.

## 26.7 DUE TO MICRO AND SMALL SUPPLIERS

Under the Micro, Small and Medium Enterprises Development Act, 2006, (MSMED) which came into force from 2 October 2006, certain disclosures are required to be made relating to Micro, Small and Medium enterprises. On the basis of the information and records available with the Management, outstanding dues to the Micro, Small and Medium enterprises as defined in the Micro, Small and Medium Enterprises Development Act, 2006 are set out in following disclosure:

(Currency: Indian rupees in lakhs)

Particulars	31 March 2016	31 March 2015
Principal amount remaining unpaid to any supplier as at the end of the period	-	0.56
Interest due thereon	-	-
The amount of interest paid by the buyer as per the Micro Small and Medium Enterprises Development Act, 2006 (MSMED Act, 2006)	-	-
The amounts of the payments made to micro and small suppliers beyond the appointed day during each accounting year	-	-
The amount of interest due and payable for the period of delay in making payment (which have been paid but beyond the appointed day during the year) but without adding the interest specified under MSMED Act, 2006.	-	-
The amount of interest accrued and remaining unpaid at the end of each accounting year.	-	-
The amount of further interest remaining due and payable even in the succeeding years, until such date when the interest dues as above are actually paid to the small enterprise for the purpose of disallowance as a deductible expenditure under the MSMED Act, 2006.	-	-

## 26.8 EMPLOYEE BENEFITS

The disclosures as required as per the revised Accounting Standard 15 are as under:

### I) Defined contribution plan

- i) Contribution to Provident Fund
- ii) Contribution to Employees State Insurance Corporation
- iii) Contribution to Maharashtra Labour Welfare Fund

The Company has recognised the following amounts in the Statement of Profit and Loss for the year (Currency: Indian rupees in lakhs)

Particulars	31 March 2016	31 March 2015
- Employer's Contribution to Provident Fund	96.04	107.31
- Employer's Contribution to Employees State Insurance Corporation	55.38	68.43
- Maharashtra Labour Welfare Fund	0.65	0.79
	<b>152.06</b>	<b>176.54</b>

\*Included in Contribution to provident fund and other funds (refer note 23 - Employee benefits)

### II) Defined Benefit plan

#### Gratuity

The Company has a defined benefit gratuity plan. Every employee who has completed five years or more of service gets a gratuity on death or resignation or retirement 15 days salary (last drawn salary) for each completed year of service. The company during the period provided ₹ 55.19 lakhs (Previous year : ₹ 57.95 lakhs) towards gratuity in the Statement of Profit and Loss.

In accordance with the Accounting Standard 15 (Revised 2005), actuarial valuation has been done in respect of defined benefit plan of gratuity based on the following assumptions:

(Currency: Indian rupees in lakhs)

Particulars	31 March 2016	31 March 2015
Discount rate	7.85%	7.95%
Salary escalation rate	6.00%	6.00%
Expected average remaining service lives of the employees	8.97	8.68

## Notes to the standalone financial statements for year ended 31 March 2016

### 26.8 EMPLOYEE BENEFITS (cont...)

#### (i) Change in present value of obligation (Currency: Indian rupees in lakhs)

Particulars	31 March 2016	31 March 2015
Present value of obligations as at 1 April 2015	170.80	119.34
Interest cost	14.51	12.29
Current service cost	26.75	24.17
Benefits paid	(6.46)	(6.48)
Liabilities assumed on acquisition / (settled on divestiture)	(11.23)	-
Actuarial (gain)/loss	13.93	21.49
Present value of obligations as at 31 March 2016	<b>208.30</b>	<b>170.80</b>

#### (ii) Amount recognised in the Balance Sheet (Currency: Indian rupees in lakhs)

Particulars	31 March 2016	31 March 2015
Present value of obligations as at 31 March 2016	208.30	170.80
Present value of plan assets as at 31 March 2016	-	-
Net liability recognised as on 31 March 2016	<b>208.30</b>	<b>170.80</b>

#### Classification into Current / Non-Current

The liability in respect of the plan comprises of the following non current and current portion: (Currency: Indian rupees in lakhs)

Particulars	31 March 2016	31 March 2015
Current	37.16	30.12
Non current	171.14	140.68
	<b>208.30</b>	<b>170.80</b>

#### (iii) Expenses recognised in the Statement of Profit and Loss (Currency: Indian rupees in lakhs)

Particulars	31 March 2016	31 March 2015
Current service cost	26.75	24.17
Interest cost on benefit obligation	14.51	12.29
Net actuarial (gain)/loss recognised in the current year	13.93	21.49
Expense recognised in the Statement of Profit and Loss* (refer note 23)	<b>55.19</b>	<b>57.95</b>

The Estimates of future salary increases, considered in actuarial valuation, take account of inflation, seniority, promotion and other relevant factors, such as supply and demand in the employment market.

The Company's liability on account of gratuity is not funded and hence the disclosures relating to the planned assets are not applicable.

Particulars	31 March 2016	31 March 2015	31 March 2014	31 March 2013	31 March 2012
<b>Experience adjustments</b>					
Defined benefit obligation	208.30	170.80	119.34	127.96	94.44
Plan assets	-	-	-	-	-
(Deficit)	(208.30)	(170.80)	(119.34)	(127.96)	(94.44)
Experience adjustment on plan liabilities	11.94	1.16	2.01	(1.19)	14.50
Experience adjustment on plan assets	-	-	-	-	-

### 26.9 EXPENDITURE IN FOREIGN CURRENCY (ON ACCRUAL BASIS)

(Currency: Indian rupees in lakhs)

Particulars	31 March 2016	31 March 2015
Travelling expenses	4.68	0.81
Business promotion and advertisement expenses	4.90	-
Legal consultancy and professional fees	7.85	-
<b>Total</b>	<b>17.43</b>	<b>0.81</b>





## Notes to the standalone financial statements for year ended 31 March 2016

### 26.10 THE COMPANY HAS THE FOLLOWING INVESTMENTS, IN JOINTLY CONTROLLED ENTITIES

(Currency: Indian rupees in lakhs)

Name of the entity	Country of Incorporation	Percentage of ownership interest as at 31 March 2016	Percentage of ownership interest as at 31 March 2015
KVM Technology Solutions Private Limited	India	33%	33%
SMYR Consortium LLP*	India	25%	-

\* Based on unaudited financial statements

The Company's interest in this Jointly Controlled Entities is reported as Non-current investment (refer note 12) and is stated at cost (net of provision for other than temporary diminution in value). The Company's share of each of the assets, liabilities, income, expenses (each without elimination of the effect of transactions between the Company and the Jointly Controlled Entities) related to its interest in this jointly controlled entities, based on the audited financial statements/unaudited financial statements are:

(Currency: Indian rupees in lakhs)

Particulars	31 March 2016	31 March 2015
<b>a) Assets</b>		
Tangible Fixed Assets	54.16	-
Long term loans and advances	171.86	-
Cash and bank balances	89.05	0.33
Short-term loans and advances	62.75	-
Other current assets	1.87	-
<b>b) Liabilities</b>		
Long-term borrowings	647.81	-
Trade Payables	1.63	-
Other current liabilities	170.08	0.06
<b>c) Income</b>		
Revenue from operations	10,160.74	-
Other income	18.25	-
<b>d) Expenses</b>		
Operating and maintenance expenses	10,171.96	-
Employee benefit expenses	271.15	-
Finance costs	20.38	-
Depreciation and amortisation	60.30	-
Other expenses	99.47	0.06
<b>Contingent liabilities</b>	-	-
<b>Capital commitments</b>	-	-

### 26.11 CORPORATE SOCIAL RESPONSIBILITY (CSR) ACTIVITIES

The Company has spent ₹ 5.00 lakhs (previous year : Nil) towards various schemes of Corporate Social Responsibility as prescribed under section 135 of the Companies Act, 2013. The details are:

- I. Gross amount required to be spent by the Company during the year: ₹ 38.59 lakhs (previous year: ₹ 41.71 lakhs)
- II. Amount spent during the year on:

Particulars	In cash/payable	Yet to be paid in Cash	Total
i) Construction/Acquisition of any asset	-	-	-
	{}	{}	{}
ii) For purposes other than (i) above	5.00	-	-
	{}	{}	{}

{figures in brackets pertain to previous year}

## Notes to the standalone financial statements for year ended 31 March 2016

**26.12** The Company has a receivable from a jointly controlled entity aggregating to ₹ 709.27 lakhs as at 31 March 2016. The management is confident of recovering the same and hence no provision has been made for the same.

### 26.13 UTILIZATION OF PROCEEDS FROM INITIAL PUBLIC OFFER

During the Financial Year 2015-16, funds were raised pursuant to an Initial Public Offering (IPO) For:

- (i) Repayment/Pre-payment in full or part of certain loans availed by the Company's Subsidiary viz. MEP Infrastructure Private Limited (MIPL), and
- (ii) General Corporate Purposes.

The amount was utilized fully as on 31 March 2016 as follows:

Particulars	₹ (in lakhs)
I) Issue Proceeds	32,400.00
Less : Issue Expenses accounted upto 31 March 2016	(1,869.53)
Net Proceeds from IPO	30,530.47
II) Amount utilized upto 31 March 2016	
(a) Prepayment/repayment loans availed by subsidiary (MEP Infrastructure Private Limited)	26,233.19
(b) General Corporate Purposes	4,297.28
<b>Total</b>	<b>30,530.47</b>
III) Amount unutilized as on 31 March 2016 (in case, if any)	-

### 26.14 RELATED PARTY DISCLOSURES

In accordance with the requirements of Accounting Standard 18 'Related Party Transactions' as specified under Section 133 of the Companies Act, 2013 read with Rule 7 of the Companies (Accounts) Rules, 2014, following are the names of related parties and their relationships, details of the transaction during the year and balances as at the year end :

#### A. (i) Names of related parties where control exists

Name of related party	Nature of relationship
MEP Infrastructure Private Limited	Subsidiary
Raima Ventures Private Limited	Subsidiary
Rideema Toll Private Limited	Subsidiary
MEP Nagzari Toll Road Private Limited	Subsidiary
MEP IRDP Solapur Toll Road Private Limited	Subsidiary
MEP Highway Solutions Private Limited	Subsidiary
Rideema Toll Bridge Private Limited	Subsidiary
Raima Toll Road Private Limited	Subsidiary
MEP Hyderabad Bangalore Toll Road Private Limited	Subsidiary
MEP Chennai Bypass Toll Road Private Limited	Subsidiary
MEP RGSL Toll Bridge Private Limited	Subsidiary
MEP Tormato Private Limited	Subsidiary
Raima Toll and Infrastructure Private Limited	Subsidiary
Baramati Tollways Private Limited (a subsidiary of Rideema Toll Private Limited)	Fellow Subsidiary
MEP Infraprojects Private Limited	Subsidiary
MEP Toll & Infrastructure Private Limited	Subsidiary
MEP Infra Constructions Private Limited	Subsidiary
Mhaiskar Toll Road Private Limited	Subsidiary
MEP Roads & Bridges Private Limited	Subsidiary



## Notes to the standalone financial statements for year ended 31 March 2016

### A. (ii) Names of other related parties with whom transactions have taken place during the year

Name of related party	Nature of relationship
MEP Una Bus Terminal Private Limited	Fellow Subsidiary
MEP Hamirpur Bus Terminal Private Limited	Fellow Subsidiary
A J Tolls Private Limited	Fellow Subsidiary
Ideal Toll & Infrastructure Private Limited	Associate Concern
KVM Technology Solutions Private Limited	Jointly controlled entity
SMYR Consortium LLP	Jointly controlled entity
IEPL Power Trading Company Private Limited	Enterprises over which significant influence is exercised by key managerial personnel
Ideal Energy Projects Limited	
MEP Toll Gates Private Limited	
VCR Toll Services Private Limited	
MEP Infracon Private Limited	
Rideema Enterprises.	
Jan Transport	
D S Enterprises	
Mr. Jayant.Mhaiskar	Key Management Person - Managing Director & Vice Chairman
Mr. Murzash Manekshana	Key Management Person - Whole time Director

### B. Disclosures of material transactions with related parties and balances as at 31 March 2016

(Currency: Indian rupees in lakhs)

Particulars	Associate Concern		Subsidiary		Key Managerial Personnel		Enterprises over which significant influence is exercised by key managerial personnel		Jointly Controlled Entity		Total	
	Year ended 31 March 2016	Year ended 31 March 2015	Year ended 31 March 2016	Year ended 31 March 2015	Year ended 31 March 2016	Year ended 31 March 2015	Year ended 31 March 2016	Year ended 31 March 2015	Year ended 31 March 2016	Year ended 31 March 2015	Year ended 31 March 2016	Year ended 31 March 2015
	<b>I) Transactions during the year</b>											
<b>Remuneration</b>												
Mr. Murzash Manekshana	-	-	-	-	126.37	150.00	-	-	-	-	126.37	150.00
Mr. Jayant Mhaiskar	-	-	-	-	130.00	90.00	-	-	-	-	130.00	90.00
<b>Loans given</b>												
Rideema Toll Private Limited	-	-	1,770.30	65.48	-	-	-	-	-	-	1,770.30	65.48
Rideema Toll Bridge Private Limited	-	-	414.89	1,876.47	-	-	-	-	-	-	414.89	1,876.47
Raima Toll and Infrastructure Private Limited	-	-	1,283.00	265.00	-	-	-	-	-	-	1,283.00	265.00
MEP Chennai Bypass Toll Road Private Limited	-	-	-	19.89	-	-	-	-	-	-	-	19.89
MEP Hyderabad Bangalore Toll Road Private Limited	-	-	-	2,115.65	-	-	-	-	-	-	-	2,115.65
Raima Toll Road Private Limited	-	-	1,920.26	2,235.75	-	-	-	-	-	-	1,920.26	2,235.75
Baramati Tollways Private Limited	-	-	889.00	1,460.84	-	-	-	-	-	-	889.00	1,460.84
MEP Highway Solutions Private Limited	-	-	4,530.59	11,565.52	-	-	-	-	-	-	4,530.59	11,565.52
MEP Nagzari Toll Road Private Limited	-	-	292.93	281.33	-	-	-	-	-	-	292.93	281.33

# Notes to the standalone financial statements for year ended 31 March 2016

## B. Disclosures of material transactions with related parties and balances as at 31 March 2016

(Currency: Indian rupees in lakhs)

Particulars	Associate Concern		Subsidiary		Key Managerial Personnel		Enterprises over which significant influence is exercised by key managerial personnel		Jointly Controlled Entity		Total	
	Year ended	Year ended	Year ended	Year ended	Year ended	Year ended	Year ended	Year ended	Year ended	Year ended	Year ended	Year ended
	31 March	31 March	31 March	31 March	31 March	31 March	31 March	31 March	31 March	31 March	31 March	31 March
	2016	2015	2016	2015	2016	2015	2016	2015	2016	2015	2016	2015
<b>I) Transactions during the year</b>												
<b>Loans given</b>												
MEP IRDP Solapur Toll Road Private Limited	-	-	3.05	110.00	-	-	-	-	-	-	3.05	110.00
MEP RGSL Toll Bridge Private Limited	-	-	25.00	83.29	-	-	-	-	-	-	25.00	83.29
MEP Roads & Bridges Private Limited	-	-	-	15.65	-	-	-	-	-	-	-	15.65
Ideal Hospitality Private Limited	-	-	-	-	-	-	-	2,000.00	-	-	-	2,000.00
MEP Infra Construction Private Limited	-	-	1.00	-	-	-	-	-	-	-	1.00	-
MEP Infra Projects Private Limited	-	-	1.00	-	-	-	-	-	-	-	1.00	-
MEP Toll & Infrastructure Private Limited	-	-	1.00	-	-	-	-	-	-	-	1.00	-
Mhaisker Toll Road Private Limited	-	-	1.00	-	-	-	-	-	-	-	1.00	-
MEP Tormato Private Limited	-	-	4,142.89	-	-	-	-	-	-	-	4,142.89	-
Raima Venture Private Limited	-	-	52.00	-	-	-	-	-	-	-	52.00	-
<b>Repayment of loans given</b>												
MEP Infrastructure Private Limited	-	-	-	568.03	-	-	-	-	-	-	-	568.03
Rideema Toll Private Limited	-	-	245.50	-	-	-	-	-	-	-	245.50	-
Rideema Toll Bridge Private Limited	-	-	1,311.59	1,898.26	-	-	-	-	-	-	1,311.59	1,898.26
Raima Toll and Infrastructure Private Limited	-	-	1,283.00	265.00	-	-	-	-	-	-	1,283.00	265.00
MEP Chennai Bypass Toll Road Private Limited	-	-	501.50	21.25	-	-	-	-	-	-	501.50	21.25
MEP Hyderabad Bangalore Toll Road Private Limited	-	-	464.19	529.51	-	-	-	-	-	-	464.19	529.51
Raima Toll Road Private Limited	-	-	125.26	307.42	-	-	-	-	-	-	125.26	307.42
Baramati Tollways Private Limited	-	-	-	1,227.58	-	-	-	-	-	-	-	1,227.58
MEP Nagzari Toll Road Private Limited	-	-	-	47.97	-	-	-	-	-	-	-	47.97
MEP Highway Solutions Private Limited	-	-	2,354.80	4,361.69	-	-	-	-	-	-	2,354.80	4,361.69
MEP IRDP Solapur Toll Road Private Limited	-	-	110.00	-	-	-	-	-	-	-	110.00	-



# Notes to the standalone financial statements for year ended 31 March 2016

## B. Disclosures of material transactions with related parties and balances as at 31 March 2016

(Currency: Indian rupees in lakhs)

Particulars	Associate Concern		Subsidiary		Key Managerial Personnel		Enterprises over which significant influence is exercised by key managerial personnel		Jointly Controlled Entity		Total	
	Year ended 31 March 2016	Year ended 31 March 2015	Year ended 31 March 2016	Year ended 31 March 2015	Year ended 31 March 2016	Year ended 31 March 2015	Year ended 31 March 2016	Year ended 31 March 2015	Year ended 31 March 2016	Year ended 31 March 2015	Year ended 31 March 2016	Year ended 31 March 2015
<b>I) Transactions during the year</b>												
<b>Repayment of loans given</b>												
MEP RGSL Toll Bridge Private Limited	-	-	108.29	-	-	-	-	-	-	-	108.29	-
MEP Roads & Bridges Private Limited	-	-	-	15.65	-	-	-	-	-	-	-	15.65
Ideal Energy Projects Limited	-	-	-	-	-	-	-	20.00	-	-	-	20.00
Ideal Hospitality Private Limited	-	-	-	-	-	-	-	2,000.00	-	-	-	2,000.00
MEP Hamirpur Bus Terminal Private Limited	-	-	-	-	-	-	0.61	-	-	-	0.61	-
MEP Una Bus Terminal Private Limited	-	-	-	-	-	-	1.92	-	-	-	1.92	-
MEP Tormato Private Limited	-	-	1,300.00	-	-	-	-	-	-	-	1,300.00	-
Raima Ventures Private Limited	-	-	40.00	-	-	-	-	-	-	-	40.00	-
<b>Loan taken</b>												
Ideal Toll & Infrastructure Private Limited	-	4,934.13	-	-	-	-	-	-	-	-	-	4,934.13
MEP IRDP Solapur Toll Road Private Limited	-	-	-	8.88	-	-	-	-	-	-	-	8.88
Raima Ventures Private Limited	-	-	-	8.58	-	-	-	-	-	-	-	8.58
MEP Highway Solutions Private Limited	-	-	-	79.65	-	-	-	-	-	-	-	79.65
Mr. Jayant Mhaiskar	-	-	-	-	-	100.00	-	-	-	-	-	100.00
<b>Repayment of loans taken</b>												
Ideal Toll & Infrastructure Private Limited	-	5,340.59	-	-	-	-	-	-	-	-	-	5,340.59
MEP IRDP Solapur Toll Road Private Limited	-	-	-	20.11	-	-	-	-	-	-	-	20.11
Raima Ventures Private Limited	-	-	-	469.89	-	-	-	-	-	-	-	469.89
MEP Highway Solutions Private Limited	-	-	-	79.65	-	-	-	-	-	-	-	79.65
MEP RGSL Toll Bridge Private Limited	-	-	-	2,244.78	-	-	-	-	-	-	-	2,244.78
Mr. Jayant Mhaiskar	-	-	-	-	74.18	-	-	-	-	-	74.18	-
<b>Advances taken</b>												
MEP Infrastructure Private Limited (Mobilisation Advance)	-	-	8,423.86	13,344.79	-	-	-	-	-	-	8,423.86	13,344.79
Raima Toll and Infrastructure Private Limited (Mobilisation Advance)	-	-	-	1,148.57	-	-	-	-	-	-	-	1,148.57

## Notes to the standalone financial statements for year ended 31 March 2016

### B. Disclosures of material transactions with related parties and balances as at 31 March 2016

(Currency: Indian rupees in lakhs)

Particulars	Associate Concern		Subsidiary		Key Managerial Personnel		Enterprises over which significant influence is exercised by key managerial personnel		Jointly Controlled Entity		Total	
	Year ended 31 March 2016	Year ended 31 March 2015	Year ended 31 March 2016	Year ended 31 March 2015	Year ended 31 March 2016	Year ended 31 March 2015	Year ended 31 March 2016	Year ended 31 March 2015	Year ended 31 March 2016	Year ended 31 March 2015	Year ended 31 March 2016	Year ended 31 March 2015
<b>I) Transactions during the year</b>												
<b>Adjustment of Advance taken</b>												
MEP Infrastructure Private Limited (Mobilisation Advance)	-	-	995.68	588.78	-	-	-	-	-	-	995.68	588.78
<b>Repayment of advances taken</b>												
MEP Infrastructure Private Limited (Mobilisation Advance)	-	-	3,142.97	-	-	-	-	-	-	-	3,142.97	-
Raima Toll and Infrastructure Private Limited	-	-	-	1,148.57	-	-	-	-	-	-	-	1,148.57
<b>Advances given</b>												
Ideal Toll & Infrastructure Private Limited	203.20	990.49	-	-	-	-	-	-	-	-	203.20	990.49
<b>Repayment of advances given</b>												
Ideal Toll & Infrastructure Private Limited	433.73	1,046.19	-	-	-	-	-	-	-	-	433.73	1,046.19
A J Tolls Private Limited	-	-	-	-	-	-	-	500.00	-	-	-	500.00
<b>Margin money/ Performance security received</b>												
MEP Chennai Bypass Toll Road Private Limited	-	-	-	594.00	-	-	-	-	-	-	-	594.00
MEP Roads & Bridges Private Limited	-	-	-	514.50	-	-	-	-	-	-	-	514.50
MEP RGSL Toll Bridge Private Limited	-	-	63.25	-	-	-	-	-	-	-	63.25	-
<b>Repayment of Margin money/ Performance security received</b>												
MEP Roads & Bridges Private Limited	-	-	407.58	-	-	-	-	-	-	-	407.58	-
<b>Share application money received</b>												
Ideal Toll & Infrastructure Private Limited	-	2,500.00	-	-	-	-	-	-	-	-	-	2,500.00
<b>Shares allotted</b>												
Ideal Toll & Infrastructure Private Limited	-	2,500.00	-	-	-	-	-	-	-	-	-	2,500.00





# Notes to the standalone financial statements for year ended 31 March 2016

## B. Disclosures of material transactions with related parties and balances as at 31 March 2016

(Currency: Indian rupees in lakhs)

Particulars	Associate Concern		Subsidiary		Key Managerial Personnel		Enterprises over which significant influence is exercised by key managerial personnel		Jointly Controlled Entity		Total	
	Year ended 31 March 2016	Year ended 31 March 2015	Year ended 31 March 2016	Year ended 31 March 2015	Year ended 31 March 2016	Year ended 31 March 2015	Year ended 31 March 2016	Year ended 31 March 2015	Year ended 31 March 2016	Year ended 31 March 2015	Year ended 31 March 2016	Year ended 31 March 2015
	I) Transactions during the year											
<b>Share application money paid</b>												
MEP Infrastructure Private Limited	-	-	26,228.23	990.00	-	-	-	-	-	-	26,228.23	990.00
Baramati Tollways Private Limited	-	-	-	6.00	-	-	-	-	-	-	-	6.00
Rideema Toll Bridge Private Limited	-	-	1,000.00	2,000.00	-	-	-	-	-	-	1,000.00	2,000.00
Raima Toll Road Private Limited	-	-	1,416.50	1,000.00	-	-	-	-	-	-	1,416.50	1,000.00
MEP Highway Solutions Private Limited	-	-	164.00	164.00	-	-	-	-	-	-	164.00	164.00
MEP Hyderabad Bangalore Toll Road Private Limited	-	-	2,730.50	500.00	-	-	-	-	-	-	2,730.50	500.00
MEP Chennai Bypass Toll Road Private Limited	-	-	116.00	116.00	-	-	-	-	-	-	116.00	116.00
MEP Tormato Private Limited	-	-	1,300.00	-	-	-	-	-	-	-	1,300.00	-
<b>Share application money paid returned back</b>												
MEP Infrastructure Private Limited	-	-	0.23	990.00	-	-	-	-	-	-	0.23	990.00
MEP Hyderabad Bangalore Toll Road Private Limited	-	-	1,474.00	250.00	-	-	-	-	-	-	1,474.00	250.00
Rideema Toll Bridge Private Limited	-	-	1,000.00	1,000.00	-	-	-	-	-	-	1,000.00	1,000.00
Raima Toll Road Private Limited	-	-	1,000.00	500.00	-	-	-	-	-	-	1,000.00	500.00
Ideal Hospitality Private Limited	-	-	-	-	-	-	-	2,090.00	-	-	-	2,090.00
Baramati Tollways Private Limited	-	-	6.00	-	-	-	-	-	-	-	6.00	-
MEP Toll Gates Private Limited	-	-	-	-	-	-	0.16	-	-	-	0.16	-
MEP Highway Solutions Private Limited	-	-	164.00	-	-	-	-	-	-	-	164.00	-
MEP Chennai Bypass Toll Road Private Limited	-	-	116.00	-	-	-	-	-	-	-	116.00	-
MEP Tormato Private Limited	-	-	1.00	-	-	-	-	-	-	-	1.00	-
<b>Shares of MEP Infrastructure Private Limited acquired from</b>												
Ideal Toll & Infrastructure Private Limited	-	584.80	-	-	-	-	-	-	-	-	-	584.80

## Notes to the standalone financial statements for year ended 31 March 2016

### B. Disclosures of material transactions with related parties and balances as at 31 March 2016

(Currency: Indian rupees in lakhs)

Particulars	Associate Concern		Subsidiary		Key Managerial Personnel		Enterprises over which significant influence is exercised by key managerial personnel		Jointly Controlled Entity		Total	
	Year ended 31 March 2016	Year ended 31 March 2015	Year ended 31 March 2016	Year ended 31 March 2015	Year ended 31 March 2016	Year ended 31 March 2015	Year ended 31 March 2016	Year ended 31 March 2015	Year ended 31 March 2016	Year ended 31 March 2015	Year ended 31 March 2016	Year ended 31 March 2015
<b>I) Transactions during the year</b>												
<b>Shares of MEP Hyderabad Bangalore Toll Road Private Limited acquired from</b>												
Ideal Energy Projects Limited	-	-	-	-	-	-	-	0.48	-	-	-	0.48
<b>Shares of Rideema Toll Private Limited acquired from</b>												
Mr. Jayant Mhaiskar	-	-	-	0.10	-	-	-	-	-	-	-	0.10
<b>Shares of MEP Tormato Private Limited acquired from</b>												
Mr. Jayant Mhaiskar	-	-	-	1.00	-	-	-	-	-	-	-	1.00
<b>Equity contribution made</b>												
Purchase of shares of Raima Toll and Infrastructure Private Limited	-	-	-	699.00	-	-	-	-	-	-	-	699.00
Purchase of shares of Raima Toll Road Private Limited	-	-	916.50	230.00	-	-	-	-	-	-	916.50	230.00
Purchase of shares of MEP Highway Solutions Private Limited	-	-	164.00	440.00	-	-	-	-	-	-	164.00	440.00
Purchase of shares of MEP Infraprojects Private Limited	-	-	-	1.00	-	-	-	-	-	-	-	1.00
Purchase of shares of MEP Infra Cons Private Limited	-	-	-	1.00	-	-	-	-	-	-	-	1.00
Purchase of shares of MEP Infrastructure Private Limited	-	-	26,228.00	10,075.00	-	-	-	-	-	-	26,228.00	10,075.00
Purchase of shares of Rideema Toll Bridge Private Limited	-	-	1,000.00	-	-	-	-	-	-	-	1,000.00	-
Purchase of shares of MEP Roads & Bridges Private Limited	-	-	-	1.00	-	-	-	-	-	-	-	1.00
Purchase of shares of MEP Toll & Infrast Private Limited	-	-	-	1.00	-	-	-	-	-	-	-	1.00
Purchase of shares of Mhaiskar Toll Road Private Limited	-	-	-	1.00	-	-	-	-	-	-	-	1.00
Purchase of shares of KVM Technology Solutions Private Limited	-	-	-	-	-	-	-	-	-	0.33	-	0.33
Purchase of shares of MEP Tormato Private Limited	-	-	1,299.00	-	-	-	-	-	-	-	1,299.00	-
Purchase of shares of MEP Chennai Bypass Toll Road Private Limited	-	-	116.00	-	-	-	-	-	-	-	116.00	-
Purchase of shares of MEP Hyderabad Bangalore Toll Road Private Limited	-	-	1,506.51	-	-	-	-	-	-	-	1,506.51	-



# Notes to the standalone financial statements for year ended 31 March 2016

## B. Disclosures of material transactions with related parties and balances as at 31 March 2016

(Currency: Indian rupees in lakhs)

Particulars	Associate Concern		Subsidiary		Key Managerial Personnel		Enterprises over which significant influence is exercised by key managerial personnel		Jointly Controlled Entity		Total	
	Year ended 31 March 2016	Year ended 31 March 2015	Year ended 31 March 2016	Year ended 31 March 2015	Year ended 31 March 2016	Year ended 31 March 2015	Year ended 31 March 2016	Year ended 31 March 2015	Year ended 31 March 2016	Year ended 31 March 2015	Year ended 31 March 2016	Year ended 31 March 2015
<b>I) Transactions during the year</b>												
<b>Sale of investment (Equity contribution)</b>												
Ideal Toll & Infrastructure Private Limited	-	160.46	-	-	-	-	-	-	-	-	-	160.46
<b>Investment in preference shares</b>												
MEP Hyderabad Bangalore Toll Road Private Limited	-	-	-	2,000.00	-	-	-	-	-	-	-	2,000.00
<b>Investment</b>												
SMYR Consortium LLP	-	-	-	-	-	-	-	-	5.00	-	5.00	-
<b>Expenses incurred on our behalf by</b>												
MEP Infrastructure Private Limited	-	-	123.63	27.45	-	-	-	-	-	-	123.63	27.45
MEP Highway Solutions Private Limited	-	-	-	0.74	-	-	-	-	-	-	-	0.74
MEP Chennai Bypass Toll Road Private Limited	-	-	-	0.27	-	-	-	-	-	-	-	0.27
MEP Hyderabad Bangalore Toll Road Private Limited	-	-	104.09	17.08	-	-	-	-	-	-	104.09	17.08
Raima Toll and Infrastructure Private Limited	-	-	49.13	57.64	-	-	-	-	-	-	49.13	57.64
Baramati Tollways Private Limited	-	-	3.40	-	-	-	-	-	-	-	3.40	-
Ideal Toll & Infrastructure Private Limited	7.83	-	-	-	-	-	-	-	-	-	7.83	-
MEP Roads & Bridges Private Limited	-	-	1.16	-	-	-	-	-	-	-	1.16	-
Raima Toll Road Private Limited	-	-	199.47	-	-	-	-	-	-	-	199.47	-
Raima Ventures Private Limited	-	-	1.65	-	-	-	-	-	-	-	1.65	-
Rideema Toll Bridge Private Limited	-	-	83.17	-	-	-	-	-	-	-	83.17	-
<b>Expenses incurred on behalf of</b>												
Ideal Toll & Infrastructure Private Limited	1.58	0.34	-	-	-	-	-	-	-	-	1.58	0.34
MEP Infrastructure Private Limited	-	-	0.33	33.94	-	-	-	-	-	-	0.33	33.94
Baramati Tollways Private Limited	-	-	27.44	141.10	-	-	-	-	-	-	27.44	141.10
Raima Ventures Private Limited	-	-	359.38	256.64	-	-	-	-	-	-	359.38	256.64

# Notes to the standalone financial statements for year ended 31 March 2016

## B. Disclosures of material transactions with related parties and balances as at 31 March 2016

(Currency: Indian rupees in lakhs)

Particulars	Associate Concern		Subsidiary		Key Managerial Personnel		Enterprises over which significant influence is exercised by key managerial personnel		Jointly Controlled Entity		Total	
	Year ended 31 March 2016	Year ended 31 March 2015	Year ended 31 March 2016	Year ended 31 March 2015	Year ended 31 March 2016	Year ended 31 March 2015	Year ended 31 March 2016	Year ended 31 March 2015	Year ended 31 March 2016	Year ended 31 March 2015	Year ended 31 March 2016	Year ended 31 March 2015
<b>I) Transactions during the year</b>												
<b>Expenses incurred on behalf of</b>												
Rideema Toll Bridge Private Limited	-	-	17.16	178.45	-	-	-	-	-	-	17.16	178.45
MEP Chennai Bypass Toll Road Private Limited	-	-	330.15	256.70	-	-	-	-	-	-	330.15	256.70
MEP Hyderabad Bangalore Toll Road Private Limited	-	-	0.04	509.95	-	-	-	-	-	-	0.04	509.95
MEP IRDP Solapur Toll Road Private Limited	-	-	51.82	93.70	-	-	-	-	-	-	51.82	93.70
Raima Toll Road Private Limited	-	-	0.04	128.42	-	-	-	-	-	-	0.04	128.42
Raima Toll and Infrastructure Private Limited	-	-	678.83	333.94	-	-	-	-	-	-	678.83	333.94
MEP Nagzari Toll Road Private Limited	-	-	-	96.09	-	-	-	-	-	-	-	96.09
MEP Roads & Bridges Private Limited	-	-	47.45	29.05	-	-	-	-	-	-	47.45	29.05
MEP RGSL Toll Bridge Private Limited	-	-	121.59	114.43	-	-	-	-	-	-	121.59	114.43
MEP Highway Solutions Private Limited	-	-	122.17	150.85	-	-	-	-	-	-	122.17	150.85
MEP Tormato Private Limited	-	-	67.26	-	-	-	-	-	-	-	67.26	-
MEP Infracon Private Limited	-	-	-	-	-	-	0.10	-	-	-	0.10	-
VCR Toll Services Private Limited	-	-	-	-	-	-	7.02	11.74	-	-	7.02	11.74
KVM Technology Solutions Private Limited	-	-	-	-	-	-	-	-	-	5.77	-	5.77
Jan Transport	-	-	-	-	-	-	3.00	6.00	-	-	3.00	6.00
SMYR Consortium LLP	-	-	-	-	-	-	-	-	1,388.75	-	1,388.75	-
<b>Facility fees</b>												
KVM Technology Solutions Private Limited	-	-	-	-	-	-	-	-	180.00	-	180.00	-
MEP RGSL Toll Bridge Private Limited	-	-	215.80	-	-	-	-	-	-	-	215.80	-
Raima Toll and Infrastructure Private Limited	-	-	250.00	-	-	-	-	-	-	-	250.00	-
Raima Ventures Private Limited	-	-	138.00	-	-	-	-	-	-	-	138.00	-



# Notes to the standalone financial statements for year ended 31 March 2016

## B. Disclosures of material transactions with related parties and balances as at 31 March 2016

(Currency: Indian rupees in lakhs)

Particulars	Associate Concern		Subsidiary		Key Managerial Personnel		Enterprises over which significant influence is exercised by key managerial personnel		Jointly Controlled Entity		Total	
	Year ended 31 March 2016	Year ended 31 March 2015	Year ended 31 March 2016	Year ended 31 March 2015	Year ended 31 March 2016	Year ended 31 March 2015	Year ended 31 March 2016	Year ended 31 March 2015	Year ended 31 March 2016	Year ended 31 March 2015	Year ended 31 March 2016	Year ended 31 March 2015
<b>I) Transactions during the year</b>												
<b>Interest Income</b>												
Baramati Tollways Private Limited	-	-	58.29	23.56	-	-	-	-	-	-	58.29	23.56
Rideema Toll Bridge Private Limited	-	-	98.03	127.23	-	-	-	-	-	-	98.03	127.23
Rideema Toll Private Limited	-	-	767.37	696.40	-	-	-	-	-	-	767.37	696.40
MEP Infrastructure Private Limited	-	-	-	24.71	-	-	-	-	-	-	-	24.71
MEP Hyderabad Bangalore Toll Road Private Limited	-	-	399.41	366.17	-	-	-	-	-	-	399.41	366.17
MEP Chennai Bypass Toll Road Private Limited	-	-	16.25	63.41	-	-	-	-	-	-	16.25	63.41
MEP Nagzari Toll Road Private Limited	-	-	76.49	32.22	-	-	-	-	-	-	76.49	32.22
MEP IRDP Solapur Toll Road Private Limited	-	-	3.01	2.90	-	-	-	-	-	-	3.01	2.90
MEP Highway Solutions Private Limited	-	-	1,062.99	722.51	-	-	-	-	-	-	1,062.99	722.51
Raima Toll Road Private Limited	-	-	369.63	239.55	-	-	-	-	-	-	369.63	239.55
Raima Toll and Infrastructure Private Limited	-	-	14.92	6.23	-	-	-	-	-	-	14.92	6.23
MEP RGSL Toll Bridge Private Limited	-	-	6.88	-	-	-	-	-	-	-	6.88	-
MEP Tormato Private Limited	-	-	385.29	-	-	-	-	-	-	-	385.29	-
Raima Ventures Private Limited	-	-	2.91	-	-	-	-	-	-	-	2.91	-
<b>Interest on loans taken - expenses</b>												
Raima Ventures Private Limited	-	-	-	56.87	-	-	-	-	-	-	-	56.87
MEP RGSL Toll Bridge Private Limited	-	-	-	109.91	-	-	-	-	-	-	-	109.91
Raima Toll and Infrastructure Private Limited	-	-	-	71.59	-	-	-	-	-	-	-	71.59
MEP IRDP Solapur Toll Road Private Limited	-	-	-	0.67	-	-	-	-	-	-	-	0.67
<b>Income from toll collection</b>												
D S Enterprises	-	-	-	-	-	-	-	13,176.78	-	-	-	13,176.78
MEP Roads & Bridges Private Limited	-	-	3,671.75	2,405.93	-	-	-	-	-	-	3,671.75	2,405.93

# Notes to the standalone financial statements for year ended 31 March 2016

## B. Disclosures of material transactions with related parties and balances as at 31 March 2016

(Currency: Indian rupees in lakhs)

Particulars	Associate Concern		Subsidiary		Key Managerial Personnel		Enterprises over which significant influence is exercised by key managerial personnel		Jointly Controlled Entity		Total	
	Year ended 31 March 2016	Year ended 31 March 2015	Year ended 31 March 2016	Year ended 31 March 2015	Year ended 31 March 2016	Year ended 31 March 2015	Year ended 31 March 2016	Year ended 31 March 2015	Year ended 31 March 2016	Year ended 31 March 2015	Year ended 31 March 2016	Year ended 31 March 2015
<b>I) Transactions during the year</b>												
<b>Road repairing charges received</b>												
MEP Infrastructure Private Limited	-	-	5,363.43	2,666.26	-	-	-	-	-	-	5,363.43	2,666.26
Raima Ventures Private Limited	-	-	-	906.96	-	-	-	-	-	-	-	906.96
Raima Toll and Infrastructure Private Limited	-	-	-	267.31	-	-	-	-	-	-	-	267.31
<b>Guarantees given on behalf of</b>												
Raima Toll and Infrastructure Private Limited	-	-	-	4,808.00	-	-	-	-	-	-	-	4,808.00
MEP Roads & Bridges Private Limited	-	-	-	514.50	-	-	-	-	-	-	-	514.50
MEP Highway Solutions Private Limited	-	-	-	124.00	-	-	-	-	-	-	-	124.00
MEP Tormato Private Limited	-	-	5,000.00	-	-	-	-	-	-	-	5,000.00	-

## II) Balances at the end of the year

(Currency: Indian rupees in lakhs)

Particulars	Associate Concern		Subsidiary		Key Managerial Personnel		Enterprises over which significant influence is exercised by key managerial personnel		Jointly Controlled Entity		Total	
	31 March 2016	31 March 2015	31 March 2016	31 March 2015	31 March 2016	31 March 2015	31 March 2016	31 March 2015	31 March 2016	31 March 2015	31 March 2016	31 March 2015
<b>Loans given</b>												
MEP Hamirpur Bus Terminal Private Limited	-	-	-	-	-	-	-	0.61	-	-	-	0.61
MEP Una Bus Terminal Private Limited	-	-	-	-	-	-	-	1.92	-	-	-	1.92
Raima Toll Road Private Limited	-	-	4,633.52	2,838.52	-	-	-	-	-	-	4,633.52	2,838.52
Rideema Toll Private Limited	-	-	6,912.48	5,387.68	-	-	-	-	-	-	6,912.48	5,387.68
Rideema Toll Bridge Private Limited	-	-	73.91	970.60	-	-	-	-	-	-	73.91	970.60
Baramati Tollways Private Limited	-	-	1,122.26	233.26	-	-	-	-	-	-	1,122.26	233.26
MEP Highway Solutions Private Limited	-	-	9,379.61	7,203.82	-	-	-	-	-	-	9,379.61	7,203.82
MEP Chennai Bypass Toll Road Private Limited	-	-	-	501.50	-	-	-	-	-	-	-	501.50





# Notes to the standalone financial statements for year ended 31 March 2016

## B. Disclosures of material transactions with related parties and balances as at 31 March 2016

(Currency: Indian rupees in lakhs)

Particulars	Associate Concern		Subsidiary		Key Managerial Personnel		Enterprises over which significant influence is exercised by key managerial personnel		Jointly Controlled Entity		Total	
	31 March 2016	31 March 2015	31 March 2016	31 March 2015	31 March 2016	31 March 2015	31 March 2016	31 March 2015	31 March 2016	31 March 2015	31 March 2016	31 March 2015
<b>II) Balances at the end of the year</b>												
<b>Loans given</b>												
MEP Hyderabad Bangalore Toll Road Private Limited	-	-	2,648.59	3,112.78	-	-	-	-	-	-	2,648.59	3,112.78
MEP IRDP Solapur Toll Road Private Limited	-	-	3.05	110.00	-	-	-	-	-	-	3.05	110.00
MEP RGSL Toll Bridge Private Limited	-	-	-	83.29	-	-	-	-	-	-	-	83.29
MEP Nagzari Toll Road Private Limited	-	-	686.82	393.89	-	-	-	-	-	-	686.82	393.89
Raima Ventures Private Limited	-	-	12.00	-	-	-	-	-	-	-	12.00	-
MEP Infra Construction Private Limited	-	-	1.00	-	-	-	-	-	-	-	1.00	-
MEP Infraprojects Private Limited	-	-	1.00	-	-	-	-	-	-	-	1.00	-
MEP Toll & Infrastrucutre Private Limited	-	-	1.00	-	-	-	-	-	-	-	1.00	-
MEP Tormato Private Limited	-	-	2,842.89	-	-	-	-	-	-	-	2,842.89	-
Mhaiskar Toll Road Private Limited	-	-	1.00	-	-	-	-	-	-	-	1.00	-
<b>Non-current investment</b>												
MEP Infrastructure Private Limited	-	-	37,934.05	11,706.05	-	-	-	-	-	-	37,934.05	11,706.05
A J Tolls Private Limited	-	-	-	-	-	-	3.30	3.30	-	-	3.30	3.30
Raima Ventures Private Limited	-	-	1,149.89	1,149.89	-	-	-	-	-	-	1,149.89	1,149.89
Rideema Toll Private Limited	-	-	2,488.50	2,488.50	-	-	-	-	-	-	2,488.50	2,488.50
MEP Hamirpur Bus Terminal Private Limited	-	-	-	-	-	-	-	95.48	-	-	-	95.48
MEP Una Bus Terminal Private Limited	-	-	-	-	-	-	-	64.98	-	-	-	64.98
MEP Chennai Bypass Toll Road Private Limited	-	-	516.00	400.00	-	-	-	-	-	-	516.00	400.00
MEP Hyderabad Bangalore Toll Road Private Limited	-	-	3,507.50	2,000.99	-	-	-	-	-	-	3,507.50	2,000.99
Raima Toll Road Private Limited	-	-	1,846.50	930.00	-	-	-	-	-	-	1,846.50	930.00
Raima Toll and Infrastructure Private Limited	-	-	700.00	700.00	-	-	-	-	-	-	700.00	700.00
MEP Nagzari Toll Road Private Limited	-	-	63.98	63.98	-	-	-	-	-	-	63.98	63.98
MEP IRDP Solapur Toll Road Private Limited	-	-	81.98	81.98	-	-	-	-	-	-	81.98	81.98
Rideema Toll Bridge Private Limited	-	-	1,267.98	267.98	-	-	-	-	-	-	1,267.98	267.98

## Notes to the standalone financial statements for year ended 31 March 2016

### B. Disclosures of material transactions with related parties and balances as at 31 March 2016

(Currency: Indian rupees in lakhs)

Particulars	Associate Concern		Subsidiary		Key Managerial Personnel		Enterprises over which significant influence is exercised by key managerial personnel		Jointly Controlled Entity		Total	
	31 March 2016	31 March 2015	31 March 2016	31 March 2015	31 March 2016	31 March 2015	31 March 2016	31 March 2015	31 March 2016	31 March 2015	31 March 2016	31 March 2015
<b>II) Balances at the end of the year</b>												
<b>Non-current investment</b>												
MEP Tormato Private Limited	-	-	1,300.00	1.00	-	-	-	-	-	-	1,300.00	1.00
Mep Infraprojects Private Limited	-	-	1.00	1.00	-	-	-	-	-	-	1.00	1.00
MEP Infra Constructions Private Limited	-	-	1.00	1.00	-	-	-	-	-	-	1.00	1.00
Mep Roads & Bridges Private Limited	-	-	1.00	1.00	-	-	-	-	-	-	1.00	1.00
MEP Toll & Infrastructure Private limited	-	-	1.00	1.00	-	-	-	-	-	-	1.00	1.00
Mhaiskar Toll Road Private Limited	-	-	1.00	1.00	-	-	-	-	-	-	1.00	1.00
MEP RGSL Toll Bridge Private Limited	-	-	399.98	399.98	-	-	-	-	-	-	399.98	399.98
MEP Highway Solutions Private Limited	-	-	918.48	754.48	-	-	-	-	-	-	918.48	754.48
SMYR Consortium LLP	-	-	-	-	-	-	-	-	5.00	-	5.00	-
KVM Technology Solutions Private Limited	-	-	-	-	-	-	-	-	0.33	-	0.33	-
<b>Advances given</b>												
Ideal Toll & Infrastructure Private Limited	2,463.77	2,694.30	-	-	-	-	-	-	-	-	2,463.77	2,694.30
<b>Advances recoverable in cash or kind</b>												
Jan Transport	-	-	-	-	-	-	3.00	-	-	-	3.00	-
<b>Advance against acquisition of shares</b>												
Rideema Toll Private Limited	-	-	114.98	114.98	-	-	-	-	-	-	114.98	114.98
Rideema Toll Bridge Private Limited	-	-	-	1,000.00	-	-	-	-	-	-	-	1,000.00
Raima Toll Road Private Limited	-	-	-	500.00	-	-	-	-	-	-	-	500.00
MEP Toll Gates Private Limited	-	-	-	-	-	-	-	0.16	-	-	-	0.16
MEP Hyderabad Bangalore Toll Road Private Limited	-	-	-	250.00	-	-	-	-	-	-	-	250.00
MEP Chennai Bypass Toll Road Private Limited	-	-	-	116.00	-	-	-	-	-	-	-	116.00
Baramati Tollways Private Limited	-	-	-	6.00	-	-	-	-	-	-	-	6.00
MEP Highway Solutions Private Limited	-	-	-	164.00	-	-	-	-	-	-	-	164.00



## Notes to the standalone financial statements for year ended 31 March 2016

### B. Disclosures of material transactions with related parties and balances as at 31 March 2016

(Currency: Indian rupees in lakhs)

Particulars	Associate Concern		Subsidiary		Key Managerial Personnel		Enterprises over which significant influence is exercised by key managerial personnel		Jointly Controlled Entity		Total	
	31 March 2016	31 March 2015	31 March 2016	31 March 2015	31 March 2016	31 March 2015	31 March 2016	31 March 2015	31 March 2016	31 March 2015	31 March 2016	31 March 2015
<b>II) Balances at the end of the year</b>												
<b>Advances taken</b>												
MEP Infrastructure Private Limited (Mobilisation Advance)	-	-	17,041.22	12,756.00	-	-	-	-	-	-	17,041.22	12,756.00
<b>Guarantees given on behalf of</b>												
Raima Ventures Private Limited	-	-	-	15,000.00	-	-	-	-	-	-	-	15,000.00
Baramati Tollways Private Limited	-	-	5,941.00	5,941.00	-	-	-	-	-	-	5,941.00	5,941.00
MEP Infrastructure Private Limited	-	-	275,857.00	275,857.00	-	-	-	-	-	-	275,857.00	275,857.00
MEP IRDP Solapur Toll Road Private Limited	-	-	-	637.50	-	-	-	-	-	-	-	637.50
MEP Nagzari Toll Road Private Limited	-	-	-	837.50	-	-	-	-	-	-	-	837.50
Raima Toll Road Private Limited	-	-	6,480.00	8,050.00	-	-	-	-	-	-	6,480.00	8,050.00
MEP RGSL Toll Bridge Private Limited	-	-	4,000.00	4,000.00	-	-	-	-	-	-	4,000.00	4,000.00
Raima Toll and Infrastructure Private Limited	-	-	4,808.00	4,808.00	-	-	-	-	-	-	4,808.00	4,808.00
Rideema Toll Bridge Private Limited	-	-	12,520.00	22,160.00	-	-	-	-	-	-	12,520.00	22,160.00
MEP Hyderabad Bangalore Toll Road Private Limited	-	-	8,360.00	8,360.00	-	-	-	-	-	-	8,360.00	8,360.00
MEP Roads & Bridges Private Limited	-	-	-	514.50	-	-	-	-	-	-	-	514.50
MEP Highway Solutions Private Limited	-	-	124.00	124.00	-	-	-	-	-	-	124.00	124.00
MEP Tormato Private Limited	-	-	5,000.00	-	-	-	-	-	-	-	5,000.00	-
<b>Loans taken from the related parties</b>												
Mr. Jayant Mhaiskar	-	-	-	-	25.82	100.00	-	-	-	-	25.82	100.00
<b>Trade receivables</b>												
MEP Roads & Bridges Private Limited	-	-	-	215.43	-	-	-	-	-	-	-	215.43
Raima Ventures Private Limited	-	-	-	888.82	-	-	-	-	-	-	-	888.82
Raima Toll and Infrastructure Private Limited	-	-	-	261.96	-	-	-	-	-	-	-	261.96
D S Enterprises	-	-	-	-	-	-	-	2,551.53	-	-	-	2,551.53

# Notes to the standalone financial statements for year ended 31 March 2016

## B. Disclosures of material transactions with related parties and balances as at 31 March 2016

(Currency: Indian rupees in lakhs)

Particulars	Associate Concern		Subsidiary		Key Managerial Personnel		Enterprises over which significant influence is exercised by key managerial personnel		Jointly Controlled Entity		Total	
	31 March 2016	31 March 2015	31 March 2016	31 March 2015	31 March 2016	31 March 2015	31 March 2016	31 March 2015	31 March 2016	31 March 2015	31 March 2016	31 March 2015
<b>II) Balances at the end of the year</b>												
<b>Other receivables</b>												
Ideal Toll & Infrastructure Private Limited	-	160.80	-	-	-	-	-	-	-	-	-	160.80
Baramati Tollways Private Limited	-	-	164.99	140.95	-	-	-	-	-	-	164.99	140.95
Rideema Toll Bridge Private Limited	-	-	-	89.45	-	-	-	-	-	-	-	89.45
MEP Hyderabad Bangalore Toll Road Private Limited	-	-	294.04	399.34	-	-	-	-	-	-	294.04	399.34
MEP Chennai Bypass Toll Road Private Limited	-	-	369.55	142.29	-	-	-	-	-	-	369.55	142.29
MEP Nagzari Toll Road Private Limited	-	-	92.60	92.60	-	-	-	-	-	-	92.60	92.60
Raima Toll Road Private Limited	-	-	-	117.45	-	-	-	-	-	-	-	117.45
Raima Ventures Private Limited	-	-	107.57	185.17	-	-	-	-	-	-	107.57	185.17
Raima Toll and Infrastructure Private Limited	-	-	575.26	113.87	-	-	-	-	-	-	575.26	113.87
MEP RGSL Toll Bridge Private Limited	-	-	272.56	-	-	-	-	-	-	-	272.56	-
MEP IRDP Solapur Toll Road Private Limited	-	-	25.36	90.46	-	-	-	-	-	-	25.36	90.46
MEP Highway Solutions Private Limited	-	-	254.30	132.13	-	-	-	-	-	-	254.30	132.13
VCR Toll Services Private Limited	-	-	-	-	-	-	18.76	11.74	-	-	18.76	11.74
KVM Technology Solutions Private Limited	-	-	-	-	-	-	-	-	202.50	5.77	202.50	5.77
SMYR Consortium LLP	-	-	-	-	-	-	-	-	709.27	-	709.27	-
MEP Tormato Private Limited	-	-	38.54	-	-	-	-	-	-	-	38.54	-
<b>Interest receivable on loans given</b>												
Baramati Tollways Private Limited	-	-	151.89	96.60	-	-	-	-	-	-	151.89	96.60
MEP Hyderabad Bangalore Toll Road Private Limited	-	-	772.20	376.47	-	-	-	-	-	-	772.20	376.47
MEP Chennai Bypass Toll Road Private Limited	-	-	68.88	52.78	-	-	-	-	-	-	68.88	52.78
MEP Nagzari Toll Road Private Limited	-	-	104.96	31.47	-	-	-	-	-	-	104.96	31.47
MEP IRDP Solapur Toll Road Private Limited	-	-	5.32	2.61	-	-	-	-	-	-	5.32	2.61



## Notes to the standalone financial statements for year ended 31 March 2016

### B. Disclosures of material transactions with related parties and balances as at 31 March 2016

(Currency: Indian rupees in lakhs)

Particulars	Associate Concern		Subsidiary		Key Managerial Personnel		Enterprises over which significant influence is exercised by key managerial personnel		Jointly Controlled Entity		Total	
	31 March 2016	31 March 2015	31 March 2016	31 March 2015	31 March 2016	31 March 2015	31 March 2016	31 March 2015	31 March 2016	31 March 2015	31 March 2016	31 March 2015
<b>II) Balances at the end of the year</b>												
<b>Interest receivable on loans given</b>												
Raima Toll Road Private Limited	-	-	321.59	154.88	-	-	-	-	-	-	321.59	154.88
Rideema Toll Private Limited	-	-	1,511.98	821.35	-	-	-	-	-	-	1,511.98	821.35
MEP Highway Solutions Private Limited	-	-	1,602.82	577.17	-	-	-	-	-	-	1,602.82	577.17
MEP Tormato Private Limited	-	-	335.37	-	-	-	-	-	-	-	335.37	-
Raima Ventures Private Limited	-	-	2.62	-	-	-	-	-	-	-	2.62	-
Raima Toll & Infrastructure Private Limited	-	-	13.42	-	-	-	-	-	-	-	13.42	-
MEP RGSL Toll Bridge Private Limited	-	-	6.19	-	-	-	-	-	-	-	6.19	-
											-	-
<b>Payable towards Margin money/ Performance security</b>												
MEP Chennai Bypass Toll Road Private Limited	-	-	594.00	594.00	-	-	-	-	-	-	594.00	594.00
MEP Roads & Bridges Private Limited	-	-	106.92	514.50	-	-	-	-	-	-	106.92	514.50
MEP RGSL Toll Bridge Private Limited	-	-	63.25	-	-	-	-	-	-	-	63.25	-
<b>Payables towards expenses incurred by group Companies</b>												
Ideal Toll & Infrastructure Private Limited	7.83	-	-	-	-	-	-	-	-	-	7.83	-
Raima Toll Road Private Limited	-	-	81.99	-	-	-	-	-	-	-	81.99	-
MEP Infrastructure Private Limited	-	-	81.66	419.29	-	-	-	-	-	-	81.66	419.29
MEP RGSL Toll Bridge Private Limited	-	-	-	12.20	-	-	-	-	-	-	-	12.20
Rideema Toll Bridge Private Limited	-	-	23.65	-	-	-	-	-	-	-	23.65	-
<b>Remuneration payable</b>												
Mr. Murzash Manekshana	-	-	-	-	5.72	2.76	-	-	-	-	5.72	2.76
Mr. Jayant Mhaskar	-	-	-	-	5.55	5.73	-	-	-	-	5.55	5.73

# Notes to the standalone financial statements for year ended 31 March 2016

## 26.15 DOMESTIC TRANSFER PRICING

The Indian Finance Bill, 2012 had sought to bring in certain class of domestic transactions in the ambit of the transfer pricing regulations with effect from 1 April 2012. The Company's management is of the opinion that its domestic transactions are at arm's length so that appropriate legislation will not have an impact on financial statements, particularly on the amount of tax expense and that of provision for taxation. The Company does not have any international transactions with related parties during the year.

## 26.16 PRIOR PERIOD EXPENSE

Prior period expense (net) in the Statement of Profit and Loss for the year ended 31 March 2015 comprises charge towards maintenance cost paid to Authority of ₹ 50.88 lakhs, professional fees of ₹ 14.78 lakhs, ESIC of ₹ 1.50 lakhs, membership fees of ₹ 2.97 lakhs and prior period income of ₹ 40.89 lakhs towards reversal of share issue expenses charged in previous year.

## 26.17 OTHER MATTERS

Information with regards to other matters specified in Schedule III to the Act, is either nil or not applicable to the Company for the period.

## 26.18 PREVIOUS YEAR COMPARATIVES

Previous year's figures have been reclassified wherever considered necessary to conform to the current year's presentation, details of the same are as follows:

(Currency: Indian rupees in lakhs)

Particulars	Note No	Amount as per previous year financials	Adjustments	Revised amount for previous year
Other Long -term liabilities	5	12,001.18	(594.00)	11,407.18
Other current liabilities	10	8,501.23	594.00	9,095.23
Long- term loans and advances	14	31,025.95	5,387.68	36,413.63
Short- term loans and advances	18	19,217.25	(5,387.68)	13,829.57
Trade Receivables	16	3,943.82	(14.48)	3,929.34
Other Current Assets	19	4,526.28	14.48	4,540.76
Other expenses	25	1,629.02	(240.00)	1,389.02
Employee benefit expenses	23	2,817.75	240.00	3,057.75

As per our report of even date attached.

### For B S R & Co. LLP

Chartered Accountants

Firm's Registration No: 101248W/W - 100022

### For Gokhale & Sathe

Chartered Accountants

Firm's Registration No: 103264W

### For and on behalf of the Board of Directors of MEP Infrastructure Developers Limited

CIN: L45200MH2002PLC136779

### Vijay Mathur

Partner

Membership No: 046476

Mumbai

Date: 24 May 2016

### Yatin R. Vyavaharkar

Partner

Membership No: 033915

Mumbai

Date: 24 May 2016

### Jayant D. Mhaskar

Managing Director

DIN: 00716351

### Anuya J. Mhaskar

Director

DIN: 00707650

### M. Sankaranarayanan

Chief Financial Officer

Mumbai

Date: 24 May 2016

### Shridhar Phadke

Company Secretary





# Independent Auditor's Report

To the Members of

**MEP Infrastructure Developers Limited**

(formerly MEP Infrastructure Developers Private Limited)

## Report on the Consolidated Financial Statements

We have jointly audited the accompanying consolidated financial statements of **MEP Infrastructure Developers Limited** (hereinafter referred to as "the Holding Company") (formerly MEP Infrastructure Developers Private Limited) its subsidiaries, (the Holding Company and its subsidiaries together referred to as "the Group") and jointly controlled entities, comprising of the Consolidated Balance Sheet as at 31 March 2016, the Consolidated Statement of Profit and Loss and the Consolidated Cash Flow Statement for the year then ended, and a summary of the significant accounting policies and other explanatory information (hereinafter referred to as "the consolidated financial statements").

## Management's Responsibility for the Consolidated Financial Statements

The Holding Company's Board of Directors is responsible for the preparation of these consolidated financial statements in terms of the requirements of the Companies Act, 2013 (hereinafter referred to as "the Act") that give a true and fair view of the consolidated financial position, consolidated financial performance and consolidated cash flows of the Group including its jointly controlled entities in accordance with the accounting principles generally accepted in India, including the Accounting Standards specified under Section 133 of the Act, read with Rule 7 of the Companies (Accounts) Rules, 2014. The respective Board of Directors of the companies included in the Group and of its jointly controlled entities are responsible for maintenance of adequate accounting records in accordance with the provisions of the Act for safeguarding the assets of the Group and for preventing and detecting frauds and other irregularities; the selection and application of appropriate accounting policies; making judgments and estimates that are reasonable and prudent; and the design, implementation and maintenance of adequate internal financial controls, that were operating effectively for ensuring the accuracy and completeness of the accounting records, relevant to the preparation and presentation of the financial statements that give a true and fair view and are free from material misstatement, whether due to fraud or error, which have been used for the purpose of preparation of the consolidated financial statements by the Directors of the Holding Company, as aforesaid.

## Auditor's Responsibility

Our responsibility is to express an opinion on these consolidated financial statements based on our joint audit. While conducting the audit, we have taken into account the provisions of the Act, the accounting and auditing standards and matters which are required to be included in the audit report under the provisions of the Act and the Rules made thereunder.

We conducted our joint audit in accordance with the Standards on Auditing specified Section 143 (10) of the Act. Those Standards require that we comply with ethical requirements and plan and perform the audit to obtain reasonable assurance about whether the consolidated financial statements are free from material misstatement.

An audit involves performing procedures to obtain audit evidence about the amounts and the disclosures in the consolidated financial statements. The procedures selected depend on the auditor's judgment, including the assessment of the risks of material misstatement of the consolidated financial statements, whether due to fraud or error. In making those risk assessments, the auditor considers internal financial control relevant to the Holding Company's preparation of the consolidated financial statements that give a true and fair view in order to design audit procedures that are appropriate in the circumstances. An audit also includes evaluating the appropriateness of the accounting policies used and the reasonableness of the accounting estimates made by the Holding Company's Board of Directors, as well as evaluating the overall presentation of the consolidated financial statements.

We believe that the audit evidence obtained by us and the audit evidence obtained by one of the Joint auditors in terms of their reports referred to in sub-paragraph (a) of the Other Matters paragraph below, is sufficient and appropriate to provide a basis for our qualified audit opinion on the consolidated financial statements.

## Basis for Qualified Opinion

As referred to in Note 2 to the consolidated financial statements and sub-paragraph (b) of the Other matters paragraph below, the consolidated financial statements include the unaudited financial information of one jointly controlled entity, which reflects the Group's proportionate share of total assets of ₹ 270.50 lakhs as at 31 March 2016, total revenues of ₹ 10,158.85 lakhs and net cash inflows of ₹ 44.48 lakhs for the year ended on that date, as considered in the consolidated financial statements, based on the financial information certified by the Management. As a result, we were unable to determine whether any adjustments were necessary to these amounts included in the consolidated financial statements.

## Qualified Opinion

In our opinion and to the best of our information and according to the explanations given to us, except for the possible effects of the matter described in the Basis for Qualified Opinion paragraph above, the aforesaid consolidated financial statements give the information required by the Act in the manner so required and give a true and fair view in conformity with the accounting principles generally accepted in India of the consolidated state of affairs of the Group and its jointly

controlled entities as at 31 March 2016 and their consolidated profit and their consolidated cash flows for the year ended on that date.

#### Emphasis of Matter

- a) We draw attention to note 29.3 of the consolidated financial statements dealing with non- recognition of contractual obligations to pay to National Highway Authority of India ('NHAI') a sum of ₹ 12,843.19 lakhs for the year ended 31 March 2016 in addition to the sum of ₹. 3,846.50 lakhs for the period from 1 November 2014 to 31 March 2015 by one of the subsidiary companies. The approval by NHAI of the claims made by the Company, based on the assessment of the Independent Engineer appointed by it, is pending and hence no provision for the unpaid amount is considered necessary.
- b) We draw attention to note 21 (a) of the consolidated financial statements where it is mentioned that one of the subsidiary companies has lodged claims of ₹ 2,197.53 lakhs (previous year: ₹ 2,128.62 lakhs) with the National Highway Authority of India (NHAI) on an estimated basis and has recognized claims receivable amounting to ₹ 5,100.50 lakhs for the financial year ended 31 March 2016 (previous year ₹ 2,902.97 lakhs) which is disclosed under "Other Operating Income" (note no.22) and claims receivable under " Other Current Assets" (note no 21).
- c) We draw attention to note 25 of the consolidated financial statements relating to payment of managerial remuneration of ₹ 120.00 lakhs in respect of one of the subsidiary companies, which had been charged to the consolidated Statement of Profit and Loss, in the previous year in respect of which the said subsidiary had made an application to the Central Government and for which the subsidiary company got an inadequate reply. Also, in the current year, the said subsidiary company has made payment of managerial remuneration of ₹ 120 lakhs, which is in excess of the limits specified in section 197 and Schedule V of the Companies Act, 2013. The subsidiary company is in the process of filing an application with Central Government for approval of managerial remuneration, for current year as well as for previous year.

Our opinion is not qualified in respect of the above matters

#### Other Matters

- (a) The financial statements/ financial information of seventeen subsidiaries and a jointly controlled entity whose financial statements/ financial information reflect total assets of ₹ 88,327.31 lakhs as at 31 March 2016, total revenues of ₹ 80,068.17 lakhs and net cash outflows amounting to ₹ 8,255.77 lakhs for the year ended on that date, as considered in the consolidated financial statements have been audited by one of the Joint auditors, M/s. Gokhale & Sathe, Chartered Accountants and the joint opinion on

the consolidated financial statements in so far as it relates to the amounts and disclosures included in respect of these subsidiaries and jointly controlled entity, and the report in terms of section 143(3) and section 143(11) of the Act, insofar as it relates to the aforesaid subsidiaries and jointly controlled entity is based solely on the reports of such Joint auditors.

Our opinion on the consolidated financial statements, and our report on Other Legal and Regulatory Requirements below, is not modified in respect of the above matter with respect to our reliance on the work done and the reports of the Joint auditors.

- (b) We did not audit the financial statements/financial information of a jointly controlled entity, whose financial statements/ financial information reflects the Group's proportionate share of total assets of ₹ 270.50 lakhs as at 31 March 2016, total revenues of ₹ 10,158.85 lakhs and net cash inflows of ₹ 44.48 lakhs for the year ended on that date as considered in the consolidated financial statements. These financial statements/financial information are unaudited and have been furnished to us by the Management.

#### Report on Other Legal and Regulatory Requirements

- 1 As required by section 143(3) of the Act, we report, to the extent applicable, that::
  - (a) We have sought and except for the possible effects of the matter described in the Basis for Qualified Opinion paragraph above, obtained all the information and explanations which to the best of our knowledge and belief were necessary for the purposes of our audit of the aforesaid consolidated financial statements.
  - (b) In our opinion, except for the effects of the matter described in the Basis for Qualified Opinion paragraph above, proper books of account as required by law relating to preparation of the aforesaid consolidated financial statements have been kept so far as it appears from our examination of those books and the reports of the Joint auditors.
  - (c) The Consolidated Balance Sheet, the Consolidated Statement of Profit and Loss, and the Consolidated Cash Flow Statement dealt with by this Report are in agreement with the relevant books of account maintained for the purpose of preparation of the consolidated financial statements.
  - (d) In our opinion, the aforesaid consolidated financial statements comply with the Accounting Standards specified under Section 133 of the Act, read with Rule 7 of the Rules.
  - (e) On the basis of the written representations received from the directors of the Holding Company as on 31 March 2016 taken on record by the Board of Directors of the Holding Company and Reports of the Joint auditors of its subsidiary



companies and the jointly controlled entity incorporated in India except for the effects of the matter described in the Basis for Qualified Opinion paragraph above, none of the Directors of the Group's companies and the jointly controlled entity incorporated in India are disqualified as on 31 March 2016 from being appointed as a Director of that company in terms of Section 164 (2) of the Act.

- (f) The qualification relating to maintenance of accounts and other matters connected therewith is as stated in the Basis for Qualified Opinion paragraph above.
- (g) With respect to the adequacy of the internal financial controls over financial reporting of the Group and the jointly controlled entity and the operating effectiveness of such controls, refer to our separate report in "Annexure A";
- (h) With respect to the other matters to be included in the Auditor's Report in accordance with Rule 11 of the Companies (Audit and Auditors) Rules, 2014, in our opinion and to the best of our information and according to the explanations given to us :
  - i. Except for the possible effects of the matter described in the Basis for Qualified Opinion paragraph above, the consolidated financial statements disclose the impact of pending litigations on the consolidated financial

position of the Group and its jointly controlled entity – Refer Note 29.1 to the consolidated financial statements;

- ii. Except for the possible effect of the matter described in the Basis for Qualified Opinion paragraph above, the Group and its jointly controlled entity did not have any long – term contracts including derivative contracts for which there were any material foreseeable losses;
- iii. There has been no delay in transferring amounts, required to be transferred, to the Investor Education and Protection Fund by the Holding Company and its subsidiary companies and the jointly controlled entities incorporated in India.

**For B S R & Co. LLP**

Chartered Accountants  
Firm's Reg. No: 101248W/W-100022

**For Gokhale Sathe**

Chartered Accountants  
Firm's Reg. No: 103264W

**Vijay Mathur**

*Partner*  
Membership No: 046476  
Mumbai  
24 May 2016

**Yatin R. Vyavaharkar**

*Partner*  
Membership No: 033915  
Mumbai  
24 May 2016

**Annexure A to the Independent Auditor's Report of even date on the Consolidated Financial Statements of MEP Infrastructure Developers Limited**

**Report on the Internal Financial Controls under Clause (i) of Sub-section 3 of Section 143 of the Companies Act, 2013 ("the Act")**

In conjunction with our joint audit of the consolidated financial statements of MEP Infrastructure Developers Limited ("the Company" or "the Holding Company") as of and for the year ended 31st March 2016, we have audited the internal financial control over financial reporting of the Holding Company, its subsidiary companies and a jointly controlled entity, incorporated in India as of that date, except for one jointly controlled entity which has not been audited.

**Management's Responsibility for Internal Financial Controls**

The respective Board of Directors of the Holding company, its subsidiary companies and jointly controlled entity, incorporated in India, are responsible for establishing and maintaining internal financial controls based on the internal control over financial reporting criteria established by the company considering the essential components of internal control stated in the Guidance Note on Audit of Internal Financial Controls Over

Financial Reporting issued by the Institute of Chartered Accountants of India (ICAI). These responsibilities include the design, implementation and maintenance of adequate internal financial controls that were operating effectively for ensuring the orderly and efficient conduct of its business, including adherence to the respective company's policies, the safeguarding of its assets, the prevention and detection of frauds and errors, the accuracy and completeness of the accounting records, and the timely preparation of reliable financial information, as required under the Act.

**Auditor's Responsibility**

Our responsibility is to express an opinion on the Company's internal financial controls over financial reporting based on our audit. We conducted our audit in accordance with the Guidance Note on Audit of Internal Financial Controls Over Financial Reporting (the "Guidance Note") issued by the ICAI and the Standards on Auditing, issued by ICAI and deemed to be prescribed under section 143(10) of the Act, to the

extent applicable to an audit of internal financial controls, both issued by the Institute of Chartered Accountants of India. Those Standards and the Guidance Note require that we comply with ethical requirements and plan and perform the audit to obtain reasonable assurance about whether adequate internal financial controls over financial reporting was established and maintained and if such controls operated effectively in all material respects.

Our audit involves performing procedures to obtain audit evidence about the adequacy of the internal financial controls system over financial reporting and their operating effectiveness. Our audit of internal financial controls over financial reporting included obtaining an understanding of internal financial controls over financial reporting, assessing the risk that a material weakness exists, and testing and evaluating the design and operating effectiveness of internal control based on the assessed risk. The procedures selected depend on the auditor's judgment, including the assessment of the risks of material misstatement of the financial statements, whether due to fraud or error.

We believe that the audit evidence we have obtained and the audit evidence obtained by the Joint auditors in terms of their report referred to in the Other Matters paragraph below, is sufficient and appropriate to provide a basis for our qualified audit opinion on the Company's internal financial controls system over financial reporting.

#### Meaning of Internal Financial Controls Over Financial Reporting

A company's internal financial controls over financial reporting is a process designed to provide reasonable assurance regarding the reliability of financial reporting and the preparation of financial statements for external purposes in accordance with generally accepted accounting principles. A company's internal financial controls over financial reporting includes those policies and procedures that (1) pertain to the maintenance of records that, in reasonable detail, accurately and fairly reflect the transactions and dispositions of the assets of the company; (2) provide reasonable assurance that transactions are recorded as necessary to permit preparation of financial statements in accordance with generally accepted accounting principles, and that receipts and expenditures of the company are being made only in accordance with authorizations of management and directors of the company; and (3) provide reasonable assurance regarding prevention or timely detection of unauthorized acquisition, use, or disposition of the company's assets that could have a material effect on the financial statements.

#### Inherent Limitations of Internal Financial Controls Over Financial Reporting

Because of the inherent limitations of internal financial controls over financial reporting, including the possibility of collusion or improper management override of controls, material misstatements due to error or fraud may occur and not be detected. Also, projections of any evaluation of the internal financial controls over financial reporting to

future periods are subject to the risk that the internal financial control over financial reporting may become inadequate because of changes in conditions, or that the degree of compliance with the policies or procedures may deteriorate.

#### Qualified Opinion

The audited financial statements with regard to one of the jointly controlled entities of the Holding Company were not made available to us to enable us to determine if the jointly controlled entity has established adequate internal financial control over financial reporting and whether such internal financial controls were operating effectively as at 31 March 2016.

In our opinion, except for the possible effects of the matter described above, the Holding Company, its subsidiary companies and jointly controlled entity, which are companies incorporated in India, have, in all material respects, an adequate internal financial controls system over financial reporting and such internal financial controls over financial reporting were operating effectively as at 31 March 2016, based on the internal control over financial reporting criteria established by the Company considering the essential components of internal control stated in the Guidance Note on Audit of Internal Financial Controls Over Financial Reporting issued by the Institute of Chartered Accountants of India.

We have considered the matter described and reported above in determining the nature, timing and extent of audit tests applied in our Joint audit of the 31 March 2016 consolidated financial statements of the Company, and this matter has affected our joint audit opinion on the consolidated financial statements of the Company and we have issued a qualified opinion on the consolidated financial statements.

#### Other Matters

The aforesaid report under Section 143(3)(i) of the Act on the adequacy and operating effectiveness of the internal financial controls over financial reporting insofar as it relates to seventeen subsidiary companies and a jointly controlled entity, which are companies incorporated in India, is based on the corresponding reports of one of the Joint auditors, M/s. Gokhale & Sathe, Chartered Accountants, who are the auditors of such companies incorporated in India.

#### For B S R & Co. LLP

Chartered Accountants  
Firm's Reg. No: 101248W/W-100022

#### Vijay Mathur

Partner  
Membership No: 046476  
Mumbai  
24 May 2016

#### For Gokhale Sathe

Chartered Accountants  
Firm's Reg. No: 103264W

#### Yatin R. Vyavaharkar

Partner  
Membership No: 033915  
Mumbai  
24 May 2016



# Consolidated Balance Sheet

as at 31 March, 2016

(Currency: Indian rupees in lakhs)

Particulars	Notes	31 March 2016	31 March 2015
<b>EQUITY AND LIABILITIES</b>			
<b>Shareholders' funds</b>			
Share capital	4	16,256.92	11,149.43
Reserves and surplus	5	(6,130.53)	(33,793.90)
		<b>10,126.39</b>	<b>(22,644.47)</b>
<b>Non-current liabilities</b>			
Long-term borrowings	6	265,701.84	295,676.18
Deferred tax liabilities (net)	14	1.59	6.98
Other long-term liabilities	7	5,220.00	10,440.00
Long-term provisions	8	311.87	227.38
		<b>271,235.30</b>	<b>306,350.54</b>
<b>Current liabilities</b>			
Short-term borrowings	9	25,061.61	20,716.37
Trade payables	10		
- dues of micro enterprises and small enterprises		-	0.56
- other creditors		33,442.66	26,626.99
Other current liabilities	11	28,546.37	32,469.97
Short-term provisions	8	257.85	48.23
		<b>87,308.49</b>	<b>79,862.12</b>
<b>TOTAL</b>		<b>368,670.18</b>	<b>363,568.19</b>
<b>ASSETS</b>			
<b>Non-current assets</b>			
<b>Fixed assets</b>			
- Tangible fixed assets	12	6,145.68	2,833.47
- Intangible fixed assets		194,135.04	210,107.85
- Capital work in progress		666.72	1,626.84
- Goodwill on consolidation		2,652.04	2,652.04
Non-current investments	13	2,166.22	2,161.21
Deferred tax assets (net)	14	10,699.30	9,426.85
Long-term loans and advances	15	89,827.93	89,342.97
Other non-current assets	16	4,121.51	3,872.62
		<b>310,414.44</b>	<b>322,023.85</b>
<b>Current assets</b>			
Current investments	17	-	1,063.30
Trade receivables	18	17.27	2,582.84
Cash and bank balances	19	14,984.64	13,481.78
Short-term loans and advances	20	32,796.05	18,116.83
Other current assets	21	10,457.78	6,299.59
		<b>58,255.74</b>	<b>41,544.34</b>
<b>TOTAL</b>		<b>368,670.18</b>	<b>363,568.19</b>
Significant accounting policies	3		
Notes to the consolidated financial statements	4- 29		

The notes referred to above form an integral part of the consolidated financial statements.

As per our report of even date attached.

**For B S R & Co. LLP**

Chartered Accountants

Firm's Registration No: 101248W/W - 100022

**Vijay Mathur**

Partner

Membership No: 046476

Mumbai

Date: 24 May 2016

**For Gokhale & Sathe**

Chartered Accountants

Firm's Registration No: 103264W

**Yatin R. Vyavaharkar**

Partner

Membership No: 033915

Mumbai

Date: 24 May 2016

**For and on behalf of the Board of Directors of**

**MEP Infrastructure Developers Limited**

CIN: L45200MH2002PLC136779

**Jayant D. Mhaikar**

Managing Director

DIN: 00716351

**Anuya J. Mhaikar**

Director

DIN: 00707650

**M. Sankaranarayanan**

Chief Financial Officer

Mumbai

Date: 24 May 2016

**Shridhar Phadke**

Company Secretary

## Consolidated Statement of Profit and Loss for year ended 31 March 2016

(Currency: Indian rupees in lakhs)

Particulars	Notes	31 March 2016	31 March 2015
<b>INCOME</b>			
Revenue from operations	22	200,680.01	200,877.75
Other income	23	4,070.30	3,251.90
<b>Total revenue</b>		<b>204,750.31</b>	<b>204,129.65</b>
<b>EXPENSES</b>			
Operating and maintenance expenses	24	133,328.74	145,702.59
Employee benefit expenses	25	7,753.44	7,611.35
Finance costs	26	38,323.13	40,361.32
Depreciation and amortisation	27	17,062.17	17,993.76
Other expenses	28	4,114.07	3,100.90
<b>Total expenses</b>		<b>200,581.55</b>	<b>214,769.92</b>
<b>Profit/(Loss) before tax and prior period items</b>		<b>4,168.76</b>	<b>(10,640.27)</b>
Prior period expense	29.15	-	(106.34)
<b>Profit/(Loss) before tax</b>		<b>4,168.76</b>	<b>(10,746.61)</b>
<b>Tax expenses</b>			
Current Tax			
-Current year		3,310.36	2,729.20
-Relating to earlier years		(242.25)	-
Mat credit entitlement		(254.17)	(82.49)
Deferred tax (credit)	14	(1,277.84)	(1,860.01)
<b>Profit/(Loss) after tax</b>		<b>2,632.66</b>	<b>(11,533.31)</b>
<b>Earnings per equity share</b>			
- Basic	29.6	1.66	(10.51)
- Diluted		1.66	(10.51)
[(Nominal value per share ₹ 10) (previous year : ₹ 10)]			
Significant accounting policies	3		
Notes to the consolidated financial statements	4-29		

The notes referred to above form an integral part of the consolidated financial statements.

As per our report of even date attached.

**For B S R & Co. LLP**

Chartered Accountants

Firm's Registration No: 101248W/W - 100022

**Vijay Mathur**

Partner

Membership No: 046476

Mumbai

Date: 24 May 2016

**For Gokhale & Sathe**

Chartered Accountants

Firm's Registration No: 103264W

**Yatin R. Vyavaharkar**

Partner

Membership No: 033915

Mumbai

Date: 24 May 2016

**For and on behalf of the Board of Directors of  
MEP Infrastructure Developers Limited**

CIN: L45200MH2002PLC136779

**Jayant D. Mhaikar**

Managing Director

DIN: 00716351

**M. Sankaranarayanan**

Chief Financial Officer

Mumbai

Date: 24 May 2016

**Anuya J. Mhaikar**

Director

DIN: 00707650

**Shridhar Phadke**

Company Secretary





# Consolidated Cash Flow Statement

for year ended 31 March 2016

(Currency: Indian rupees in lakhs)

Particulars	31 March 2016	31 March 2015
<b>A. CASH FLOWS FROM OPERATING ACTIVITIES</b>		
Profit / (Loss) before tax	4,168.76	(10,746.61)
<b>Adjustments:</b>		
Depreciation and amortisation	17,062.17	17,993.76
Profit on sale of investment in subsidiary	-	(47.32)
Interest income	(3,884.56)	(3,039.07)
Profit on sale of fixed assets	(2.82)	(18.10)
Provision for wealth tax	-	2.61
Profit on sale of mutual fund investments	-	0.08
Finance cost	38,323.13	40,361.32
Dividend income	(21.73)	(63.87)
Provisions no longer required written back	(2.95)	(64.88)
<b>Operating profit before working capital changes</b>	<b>55,642.00</b>	<b>44,377.76</b>
<b>Adjustments for movements in working capital</b>		
(Increase) in loans and advances	(11,157.24)	(17,860.95)
Decrease in trade receivables	2,565.57	291.82
Increase in trade payables	6,818.06	11,991.67
Increase in provisions	98.44	95.75
(Decrease) in other liabilities	(5,177.91)	(4,040.61)
(Increase) in other assets	(3,398.37)	(3,324.45)
<b>Cash generated from operations</b>	<b>45,390.55</b>	<b>31,530.99</b>
Income taxes (paid)	(2,706.18)	(3,977.78)
<b>Net cash provided by operating activities (A)</b>	<b>42,684.36</b>	<b>27,553.21</b>
<b>B. CASH FLOWS FROM INVESTING ACTIVITIES</b>		
Purchase of tangible fixed assets	(6,456.39)	(2,725.88)
Proceeds from sale of fixed assets	24.86	40.61
Repayment of loans and advances	-	1,655.36
Purchase of Current investment	(17.22)	(1,141.71)
Purchase of Non-current investment	(5.01)	-
Proceeds from sale / maturity of current investments	-	74.21
Sale of Current Investment	1,080.52	160.95
Investment in fixed deposits	(10,815.05)	(11,179.99)
Redemption / maturity of fixed deposits	9,887.32	9,852.62
Investment in enterprises over which significant influence is exercised by key managerial personnel	-	(2,090.00)
Loans given	(1,121.85)	(6,526.45)
Dividend received	21.73	63.87
Interest received	2,406.96	3,095.27
<b>Net cash used by investing activities (B)</b>	<b>(4,994.13)</b>	<b>(8,721.14)</b>

# Consolidated Cash Flow Statement

for year ended 31 March 2016

(Currency: Indian rupees in lakhs)

Particulars	31 March 2016	31 March 2015
<b>C. CASH FLOWS FROM FINANCING ACTIVITIES</b>		
Proceeds from issue of equity shares	32,400.00	2,500.00
Share issue expenses	(1,268.56)	-
Proceeds from borrowings	19,490.51	32,909.98
Repayment of borrowings	(45,514.38)	(15,828.99)
Dividend Paid - Interim	(162.57)	-
Dividend Tax Paid - Interim	(34.02)	-
Finance cost paid	(41,894.02)	(41,142.95)
<b>Net cash used by financing activities (C)</b>	<b>(36,983.04)</b>	<b>(21,561.96)</b>
<b>Net increase / (decrease) in cash and cash equivalents (A+B+C)</b>	<b>707.20</b>	<b>(2,729.89)</b>
Cash and cash equivalents at beginning of the year	4,911.44	7,641.33
<b>Cash and cash equivalents at end of the year (refer note 1 below)</b>	<b>5,618.64</b>	<b>4,911.44</b>

## Notes to the Cash Flow Statement

### 1 Components of cash and cash equivalents

Particulars	31 March 2016	31 March 2015
Cash on hand	3,663.40	2,236.84
Balance with banks		
- Current accounts	1,882.01	2,638.73
- Fixed deposits	73.23	35.87
	<b>5,618.64</b>	<b>4,911.44</b>

### 2 The Cash flow statement has been prepared under the indirect method as set out in Accounting Standard - 3 ('AS-3') on cash flow statements as specified under section 133 of the Companies Act, 2013 read with Rule 7 of the Companies (Accounts) Rules, 2014

The notes referred to above form an integral part of the consolidated financial statements.

As per our report of even date attached.

#### For B S R & Co. LLP

Chartered Accountants

Firm's Registration No: 101248W/W - 100022

#### Vijay Mathur

Partner

Membership No: 046476

Mumbai

Date: 24 May 2016

#### For Gokhale & Sathe

Chartered Accountants

Firm's Registration No: 103264W

#### Yatin R. Vyavaharkar

Partner

Membership No: 033915

Mumbai

Date: 24 May 2016

#### For and on behalf of the Board of Directors of MEP Infrastructure Developers Limited

CIN: L45200MH2002PLC136779

#### Jayant D. Mhaikar

Managing Director

DIN: 00716351

#### M. Sankaranarayanan

Chief Financial Officer

Mumbai

Date: 24 May 2016

#### Anuya J. Mhaikar

Director

DIN: 00707650

#### Shridhar Phadke

Company Secretary



# Notes to the consolidated financial statements for year ended 31 March 2016

## 1 COMPANY OVERVIEW

MEP Infrastructure Developers Limited ('MEPIDL' or 'the Company') (formerly known as MEP Infrastructure Developers Private Limited) is a public company domiciled in India. The Company's equity shares are listed on Bombay Stock Exchange (BSE) and National Stock Exchange (NSE) with effect from 6 May, 2015. The Company and its subsidiaries and jointly controlled entities (collectively referred to as 'the Group') are into the business of collection of toll as per the contracts entered with various authorities along with other ancillary activities such as road repairs and maintenance of flyovers, roads and allied structures.

## 2. DETAILS OF SUBSIDIARIES AND JOINTLY CONTROLLED ENTITIES

The list of companies which are included in the consolidated financial statements are as under:

Name of the Company	Country of origin	% Holding 31 March 2016	% Holding 31 March 2015
<b>Parent Company</b>			
MEP Infrastructure Developers Limited	India	-	-
<b>Subsidiaries</b>			
MEP Infrastructure Private Limited	India	99.99%	99.99%
Raima Ventures Private Limited	India	100.00%	100.00%
Rideema Toll Private Limited	India	100.00%	100.00%
Baramati Tollways Private Limited (Through Rideema Toll Private Limited, indirectly)	India	99.99%	99.99%
Rideema Toll Bridge Private Limited	India	100.00%	100.00%
MEP Nagzari Toll Road Private Limited	India	100.00%	100.00%
MEP IRDP Solapur Toll Road Private Limited	India	100.00%	100.00%
MEP Hyderabad Bangalore Toll Road Private Limited	India	99.99%	98.90%
Raima Toll Road Private Limited	India	100.00%	100.00%
MEP Chennai Bypass Toll Road Private Limited	India	100.00%	100.00%
MEP Highway Solutions Private Limited	India	100.00%	100.00%
MEP RGSL Toll Bridge Private Limited (Formerly known as MEP Projects Private Limited)	India	100.00%	100.00%
Raima Toll and Infrastructure Private Limited (Formerly known as Raima Manpower and Consultancy Services Private Limited)	India	100.00%	100.00%
MEP Roads & Bridges Private Limited	India	100.00%	100.00%
Mhaskar Toll Road Private Limited	India	100.00%	100.00%
MEP Infra Constructions Private Limited	India	100.00%	100.00%
MEP Toll & Infrastructure Private Limited	India	100.00%	100.00%
MEP Tormato Private Limited	India	100.00%	100.00%
MEP Infraprojects Private Limited	India	100.00%	100.00%
<b>Jointly Controlled Entities</b>			
KVM Technology Solutions Private Limited	India	33.00%	33.00%
SMYR Consortium LLP*	India	25.00%	-

\*The Company has considered the unaudited financial information of one jointly controlled entity in the consolidated financial statements.

## 3 SIGNIFICANT ACCOUNTING POLICIES

### 3.1 Basis of preparation of consolidated financial statements

These consolidated financial statements have been prepared and presented under the historical cost convention, on the accrual basis of accounting in accordance with the accounting principles generally accepted in India ('Indian GAAP'), accounting standards notified under section 133 of the Companies Act, 2013(the Act) read with Rule 7 of the Companies (Accounts) Rules,2014.

## Notes to the consolidated financial statements for year ended 31 March 2016

### 3.2. Current / non-current classification

An asset is classified as current when it satisfies any of the following criteria:

- (a) it is expected to be realised in, or is intended for sale or consumption in, the entity's normal operating cycle;
- (b) it is held primarily for the purpose of being traded;
- (c) it is expected to be realised within twelve months after the Balance Sheet date; or
- (d) it is cash or a cash equivalent unless it is restricted from being exchanged or used to settle a liability for at least twelve months after the Balance Sheet date.

All other assets are classified as non-current.

A liability is classified as current when it satisfies any of the following criteria:

- (a) it is expected to be settled in the entity's normal operating cycle;
- (b) it is held primarily for the purpose of being traded;
- (c) it is due to be settled within twelve months after the Balance Sheet date; or
- (d) the Company does not have an unconditional right to defer settlement of the liability for at least twelve months after the Balance Sheet date.

All other liabilities are classified as non-current.

#### Operating cycle

Based on the nature of activities and the time between the acquisition of assets and their realisation in cash and cash equivalents, the Company/Group has ascertained its operating cycle as 12 months for the purpose of current, non-current classification of assets and liabilities.

### 3.3. Principles of consolidation

The consolidated financial statements have been prepared on the following basis:

- a) The consolidated financial statements of the Group are combined on a line-by-line basis by adding together the book values of like items of assets, liabilities, income and expenses after fully eliminating intra-group balances and intra-group transactions and resultant unrealized profits or losses in accordance with the Accounting Standard - 21 ' Consolidated Financial Statements' and Accounting Standard -27 ' Financial Reporting of Interest in Joint ventures ' specified under section 133 of the Companies Act, 2013('the Act') read with Rule 7 of the Companies (Accounts) Rules,2014.
- b) Investments in subsidiaries are eliminated and differences between the cost of investments over the net assets on the date of the investments in subsidiaries are recognised as goodwill or capital reserve, as the case may be.
- c) The difference between the proceeds from disposal of investment in a subsidiary and the proportionate carrying amount of its assets less liabilities as of the date of disposal is recognised in the Consolidated Statement of Profit and Loss as the profit or loss on disposal of investments in subsidiaries.
- d) Share of minority interest in the net profit is adjusted against the income to arrive at the net income attributable to shareholders of the parent company. Minority interest's share of net assets is presented separately in the balance sheet.
- e) If losses applicable to minority interest in a consolidated subsidiary exceed the minority interests in the subsidiary's equity, the excess and any further losses applicable to the minority interest are allocated against the majority's interest, except to the extent that the minority interest has a binding obligation and is able to, make good the losses. If the subsidiary subsequently reports profits, such profits are allocated to the majority's interest until the minority interest's share of losses previously absorbed by the majority's interest have been recovered.
- f) Interest in Jointly controlled entities is reported using the proportionate consolidation method.
- g) Any excess of the cost to the venturer of its interest in a jointly controlled entity over its share of net assets of the jointly controlled entity, at the date on which interest in the jointly controlled entity is acquired, is recognised as goodwill, and separately disclosed in the consolidated financial statements. When the cost to the venturer of its interest in a jointly controlled entity is less than its share of



## Notes to the consolidated financial statements for year ended 31 March 2016

the net assets of the jointly controlled entity, at the date on which interest in the jointly controlled entity is acquired, the difference is treated as a capital reserve in the consolidated financial statements. Where the carrying amount of the venturer's interest in a jointly controlled entity is different from its cost, the carrying amount is considered for the purpose of above computations.

The losses pertaining to one or more investors in a jointly controlled entity may exceed their interests in the equity of the jointly controlled entity. Such excess, and any further losses applicable to such investors, are recognised by the venturers in the proportion of their shares in the venture, except to the extent that the investors have a binding obligation to, and are able to, make good the losses. If the jointly controlled entity subsequently reports profits, all such profits are allocated to venturers until the investors' share of losses previously absorbed by the venturers has been recovered.

- h) As far as possible, the consolidated financial statements are prepared using uniform accounting policies for like transactions and other events in similar circumstances and are presented in the same manner as the Company's standalone financial statements.
- i) Goodwill on consolidation is not amortised but is tested for impairment on each balance sheet date and impairment losses are recognised, wherever applicable.
- j) The financial statements of the subsidiaries/jointly controlled entities used for the purpose of consolidation are drawn upto the same reporting date as that of the parent Company, i.e. 31 March 2016.

### 3.4. Use of estimates

The preparation of consolidated financial statements in conformity with Indian GAAP requires the management to make estimates and assumptions that affect the reported amounts of assets and liabilities and the disclosure of contingent liabilities on the date of the consolidated financial statements and the reported amounts of revenues and expenses during the reporting period. Management believes that the estimates made in the preparation of the consolidated financial statements are prudent and reasonable. Actual results could differ from those estimates. Any revision to accounting estimates is recognised prospectively in current and future periods.

### 3.5. Revenue recognition

Revenue is recognised to the extent it is probable that the future economic benefits will flow to the Group and the revenue can be reliably measured.

#### **Toll collection**

Revenue from toll collection is recognised on actual collections of toll and in case of contractual terms with certain customers the same is recognised on an accrual basis.

#### **Road repair and maintenance**

Revenue from road repair and maintenance work is recognised upon completion of services as per contractual items.

#### **Interest and dividend income**

Interest income is recognised on a time proportion basis taking into account the amount outstanding and the rate applicable. Dividend income on investment is recognised when the right to receive dividend is established

### 3.6. Fixed assets

#### **Tangible fixed assets**

Tangible assets are stated at cost less accumulated depreciation and impairment loss, if any. Cost comprises of purchase price and any attributable cost such as duties, freight, borrowing costs, erection and commissioning expenses incurred in bringing the asset to its working condition for its intended use. When parts of an item of fixed assets have different useful lives they are accounted for as separate items (major components) of fixed assets.

Expenditure incurred on acquisition / construction of tangible fixed assets which are not ready for their intended use as at the Balance Sheet date are disclosed under capital work -in -progress.

#### **Intangible fixed assets**

##### ***Toll collection rights***

Intangible fixed assets are stated at cost less accumulated amortisation and impairment losses, if any. Cost includes acquisition and other incidental costs related to acquiring the intangible asset.

## Notes to the consolidated financial statements for year ended 31 March 2016

### 3.7. Depreciation and amortisation

#### Depreciation

Depreciation on fixed assets is provided on the written down value method, at useful lives prescribed in Schedule II of the Companies Act 2013. Depreciation on addition/deletion of fixed assets during the year is provided on pro-rata basis from / to the date of addition/deletion. Fixed assets costing up to ₹ 5,000 individually are fully depreciated in the year of purchase. (Also, refer note 12)

#### Amortisation

Toll Collection Rights are amortised over the concession period, using revenue based amortisation as prescribed in Schedule II of the Act. Under this methodology, the carrying value of the rights is amortised in the proportion of actual toll revenue for the year to the projected revenue for the balance toll collection period, to reflect the pattern in which the assets economic benefits will be consumed. At each Balance Sheet date, the projected revenue for the balance toll period is reviewed by the management. If there is any change in the projected revenue from previous estimates, the amortisation of toll collection rights is changed prospectively to reflect any changes in the estimates.

### 3.8. Impairment of assets

The Group assesses at each Balance Sheet date whether there is any indication that an asset may be impaired. If any such indication exists, the group estimates the recoverable amount of the asset. An impairment loss is recognised wherever the carrying amount of an asset exceeds its recoverable amount. Recoverable amount is the greater of assets value in use and net selling price. After impairment if any, depreciation is provided on the revised carrying amount of the asset over its remaining useful life. Previously recognised impairment loss is increased or reversed on changes in internal /external factors.

### 3.9. Borrowing costs

Borrowing costs directly attributable to the acquisition, construction or production of a qualifying asset that necessarily takes a substantial period of time to get ready for its intended use or sale are capitalized as part of the cost of the respective asset. Capitalisation of borrowing cost is suspended in the period during which the active development is delayed beyond reasonable time due to other than temporary interruption. All other borrowing costs are expensed in the period they occur. Borrowing costs consists of interest and other cost that an entity incurs in connection with the borrowing of funds.

### 3.10. Taxation

#### Income tax

Income tax expense comprises current income tax (i.e. amount of tax for the period determined in accordance with the income tax law) and deferred Tax.

The deferred tax charge or credit and the corresponding deferred tax liabilities or assets are recognized using the tax rates that have been enacted or substantively enacted by the Balance Sheet date. Deferred tax assets are recognized only to the extent there is reasonable certainty that the assets can be realized in future; however, where there is unabsorbed depreciation or carried forward loss under taxation laws, deferred tax assets are recognized only if there is a virtual certainty of realization of such assets. Deferred tax assets are reviewed at each Balance Sheet date and written down or written up to reflect the amount that is reasonably/virtually certain (as the case may be) to be realised.

#### Minimum alternate tax (MAT)

Minimum alternate tax (MAT) credit is recognised as an asset only when, and only to the extent there is convincing evidence that the Group will pay normal income tax during the specified period for which the MAT credit can be carried forward or set off against the normal tax liability. MAT credit entitlement is reviewed at each Balance Sheet date and written down to the extent there is no convincing evidence to the effect that the Group will pay normal income tax during the specified period.

### 3.11. Cash and cash equivalents

In the cash flow statement, cash and cash equivalents include cash in hand, term deposits with banks and other short-term highly liquid investments with original maturities of three months or less.

### 3.12. Earnings per share

Basic earnings per share is calculated by dividing the net profit/loss for the period attributable to the equity shareholders by the weighted average number of equity shares outstanding during the period.





## Notes to the consolidated financial statements for year ended 31 March 2016

For the purpose of calculating diluted earnings per share, the net profit/loss for the period attributable to the equity shareholders and the weighted average number of shares outstanding during the period is adjusted for the effects of all dilutive potential equity shares outstanding during the period, except where the results would be anti-dilutive.

### 3.13. Employee benefits

#### i) Short term employee benefits

All employee benefits payable wholly within twelve months of rendering the service are classified as short-term employee benefits. Benefits such as salaries, wages etc. and the expected cost of ex-gratia are recognized in the period in which the employee renders the related service.

#### ii) Post employment benefits

##### Defined contribution plans

The Company's/Group's contribution to defined contribution plans such as Provident Fund, Employee State Insurance and Maharashtra Labour Welfare Fund are recognised in the Consolidated Statement of Profit and Loss on an accrual basis.

##### Defined benefit plans

###### *Gratuity*

The Company's/Group's gratuity benefit scheme is a defined benefit plan. The Company's/Group's net obligation in respect of the gratuity benefit scheme is calculated by estimating the amount of future benefit that employees have earned in return for their service in the current and prior periods; that benefit is discounted to determine its present value.

The present value of the obligation under such defined benefit plan is determined based on actuarial valuation by an independent actuary using the projected unit credit method, which recognizes each period of service as giving rise to additional unit of employee benefit entitlement and measures each unit separately to build up the final obligation.

The obligation is measured at the present value of the estimated future cash flows. The discount rates used for determining the present value of the obligation under defined benefit plan, are based on the market yields on Government securities as at the Balance Sheet date.

When the calculation results in a benefit to the Company's/Group's, the recognized asset is limited to the net total of any unrecognized actuarial losses and past service costs and the present value of any future refunds from the plan or reductions in future contributions to the plan. Actuarial gains and losses are recognized immediately in the Statement of Consolidated Profit and Loss.

### 3.14. Operating lease

Assets acquired under leases other than finance leases are classified as operating leases. The total lease rentals (including scheduled rental increases) in respect of an asset taken on operating lease are charged to the Consolidated Statement of Profit and Loss on a straight line basis over the lease term unless another systematic basis is more representative of the time pattern of the benefit.

### 3.15. Investments

Long term investments are valued at cost, less provision for other than temporary diminution in value, if any. Current investments are valued at the lower of cost and fair value.

### 3.16. Provisions and contingencies

The Company/Group recognises a provision when there is present obligation as a result of a past (or obligating) event that probably requires an outflow of resources and reliable estimate can be made of the amount of the obligation. A disclosure for the contingent liability is made when there is a possible obligation or a present obligation that may, but probably will not, require an outflow of resources. Where there is a possible obligation or a present obligation that the likelihood of outflow of resources is remote, no provision or disclosure is made.

## Notes to the consolidated financial statements as at 31 March 2016

### 4. SHARE CAPITAL

(Currency: Indian rupees in lakhs)

	31 March 2016	31 March 2015
<b>Authorised</b>		
200,000,000 (previous year : 200,000,000) equity shares of ₹ 10 each	20,000.00	20,000.00
<b>Issued, subscribed and paid-up</b>		
162,569,191 (previous year : 111,494,250) equity shares of ₹ 10 each fully paid	16,256.92	11,149.43
	<b>16,256.92</b>	<b>11,149.43</b>

#### (a) Reconciliation of shares outstanding at the beginning and at the end of the year

(Currency: Indian rupees in lakhs)

	31 March 2016		31 March 2015	
	No. of shares	Amount	No. of shares	Amount
Shares outstanding, beginning of the year	111,494,250	11,149.43	100,000,000	10,000.00
Shares issued during the year (refer note 29.11)	51,074,941	5,107.49	11,494,250	1,149.43
Shares outstanding, end of the year	<b>162,569,191</b>	<b>16,256.92</b>	<b>111,494,250</b>	<b>11,149.43</b>

#### (b) Rights, preferences and restrictions attached to equity shares

The Company has a single class of equity shares. Accordingly, all equity shares rank equally with regard to dividends and share in the Company's residual assets. The equity shareholders are entitled to receive dividend as declared from time to time. The voting rights of an equity shareholder on a poll (not on show of hands) are in proportion to its share of the paid-up equity capital of the Company. Voting rights cannot be exercised in respect of shares on which any call or other sums presently payable have not been paid. Failure to pay any amount called up on shares may lead to forfeiture of the shares.

On winding up of the Company, the holders of equity shares will be entitled to receive the residual assets of the Company, remaining after distribution of all preferential amounts in proportion to the number of equity shares held.

#### (c) Shares held by its holding company

(Currency: Indian rupees in lakhs)

	31 March 2016		31 March 2015	
	No. of shares	Amount	No. of shares	Amount
<b>Equity shares of ₹ 10 each fully paid held by:</b>				
Ideal Toll & Infrastructure Private Limited (Holding Company)	-	-	59,940,407	5,994.04
	-	-	<b>59,940,407</b>	<b>5,994.04</b>

#### (d) Particulars of shareholders holding more than 5% shares:

Name of Shareholder	31 March 2016		31 March 2015	
	No. of shares	%	No. of shares	%
<b>Equity shares of ₹ 10 each fully paid are held by:</b>				
Ideal Toll & Infrastructure Private Limited	59,940,407	36.87%	59,940,407	53.76%
Dattatray P. Mhaiskar jointly with Sudha Dattatray Mhaiskar (Directors)	26,447,180	16.27%	25,218,780	22.62%
Jayant Dattatray Mhaiskar jointly with Anuya Jayant Mhaiskar (Directors)	11,227,920	6.91%	11,227,920	10.07%
Jayant Dattatray Mhaiskar (Vice Chairman/Managing Director)	13,755,578	8.46%	11,003,300	9.87%
	<b>111,371,085</b>	<b>68.51%</b>	<b>107,390,407</b>	<b>96.32%</b>

During the year, the Company issued 51,074,941 equity shares of ₹10 each at price of ₹63 per equity share (including premium of ₹53 per equity share) aggregating to ₹32,400.00 lakhs pursuant to shares under initial public offering in May 2015. Consequently, the shareholding of Ideal Toll & Infrastructure Private Limited (ITIPL) has reduced from 53.76% to 36.87% therefore ITIPL is no longer the holding company as at 31 March 2016.



# Notes to the consolidated financial statements as at 31 March 2016

## 5. RESERVES AND SURPLUS

(Currency: Indian rupees in lakhs)

	31 March 2016	31 March 2015
<b>Capital Reserve</b>		
At the commencement of the year	1.92	1.92
<b>Closing capital Reserve</b>	<b>1.92</b>	<b>1.92</b>
<b>Securities premium account</b>		
At the commencement of the year	1,350.58	-
Received during the period / year (refer note 4(d))	27,292.51	1,350.58
Less: Share issue expenses	(1,869.53)	-
<b>Closing Securities premium account</b>	<b>26,773.56</b>	<b>1,350.58</b>
<b>Deficit in the Statement of Profit and Loss</b>		
At the commencement of the year	(35,146.40)	(18,784.82)
Pre-acquisition reserve and surplus (refer note 12)	-	(4,828.27)
Profit / (Loss) for the period the year	2,632.66	(11,533.31)
<b>Appropriations</b>		
Interim dividend (₹ 0.10 per share ; previous year : Nil)	(162.57)	-
Proposed equity dividend (₹ 0.10 per share ; previous year : Nil)	(162.57)	-
Tax on interim equity dividend	(34.02)	-
Tax on proposed equity dividend	(33.10)	-
<b>Net deficit in the Statement of Profit and Loss</b>	<b>(32,906.00)</b>	<b>(35,146.40)</b>
<b>Total Reserves and Surplus</b>	<b>(6,130.53)</b>	<b>(33,793.90)</b>

## 6. LONG-TERM BORROWINGS

(Currency: Indian rupees in lakhs)

	Non-current portion		Current portion	
	31 March 2016	31 March 2015	31 March 2016	31 March 2015
<b>Secured loans</b>				
<b>Term loans*</b>				
- from banks	181,275.26	206,987.55	12,208.57	13,289.13
- from financial institutions	83,742.92	88,086.35	4,226.26	3,664.52
<b>Vehicle loans</b>				
- from banks	464.41	297.04	237.82	141.92
- from financial institutions	35.21	20.82	28.52	12.98
<b>Commercial Equipment Loans</b>				
- from banks	184.04	284.42	92.63	83.06
	<b>265,701.84</b>	<b>295,676.18</b>	<b>16,793.80</b>	<b>17,191.61</b>

\*During the financial year IDFC Ltd, a Financial Institution is converted into a Bank, therefore previous year's figures of long term borrowings and interest from financial institution has been re-grouped to long term borrowings and interest from banks.

### l) Term loans taken by MEP Infrastructure Developers Limited

- Term loan includes loan from a bank amounting to ₹ Nil (previous year : ₹ 3,749.34 lakhs) which is secured by way of first charge of hypothecation / assignment / security interest on escrow account of the projects financed and also, by pledge of 500,000 equity shares and negative lien on 250,000 equity shares of IRB Infrastructure Developers Limited held by the promoters of the Company.

Further, the term loan is also secured by corporate guarantee given by Ideal Toll & Infrastructure Private Limited and personal guarantee given by Mr. J.D. Mhaiskar & Mr. D.P. Mhaiskar, Directors of the Company. The term loan carries an interest rate calculated on base rate of the bank plus a spread of 300 basis points. The term loan is repayable in two equal installments of ₹ 3,750.00 lakhs from 1 March 2014.

## Notes to the consolidated financial statements as at 31 March 2016

### 6. LONG-TERM BORROWINGS (contd...)

- b) Term loan includes loan from a bank amounting to ₹ 15,869.97 lakhs (previous year : ₹ 16,975.00) which is secured by a first and exclusive charge as under:
- first exclusive charge on escrow account specifically maintained for maintenance income/receivables from the maintenance contract with MEP Infrastructure Private Limited, a subsidiary;
  - first mortgage and charge on all immovable and movable properties of the Company, (including movable plant and machinery, machinery, spares, tools and accessories, furniture, fixtures, vehicles, inventories and all other movable properties); except as specifically charged;
  - exclusive charge on specific account opened to route the proceeds from the loan and interest thereon extended to the Ideal Toll & Infrastructure Private Limited by MEP Infrastructure Private Limited, subsidiary company;
  - pledge of 15 lakhs shares of IRB Infrastructure Developers Limited, held by the promoters of the company;
  - pledge of 49% of the issued, paid up and voting equity share capital of Ideal Toll & Infrastructure Private Limited.
  - first charge over the all bank accounts including but not limited to escrow account opened by MEP Highway Solutions Private Limited, subsidiary company;
  - corporate guarantees given by Ideal Toll & Infrastructure Private Limited, the holding Company; and personal guarantee given by Mr. J.D. Mhaiskar, Director of the Company

The term loan carries an interest rate calculated on base rate of the bank plus a spread of 275 basis points. The term loan is repayable in 127 unequal monthly installments commencing from 1 September 2014.

- c) Term loan includes a loan from a bank amounting to ₹ 240.00 lakhs (previous year : ₹ 610.00 lakhs) which is secured by way of assignment / hypothecation of receivables to be generated from the Toll collection account of the projects financed.

Further, the term loan is also secured by corporate guarantee given by Ideal Toll & Infrastructure Private Limited and personal guarantee given by Mr. J.D. Mhaiskar, Director of the Company. The term loan carries an interest rate of 13% p.a. The term loan is repayable in 35 unequal monthly installments commencing after one month from the date of first disbursement.

- d) Term loan includes a loan from a bank amounting to ₹ 275.42 lakhs (previous year : Nil) which is secured as under :
- hypothecation / assignment of receivables to be generated from the Toll collection account & refund of performance security from authority of the projects financed;
  - equitable mortgage(second charge) on the residential property situated at Mumbai owned by promoters of the Company;
  - personal guarantee of Promoter Mr. Jayant Mhaiskar.

The term loan carries an interest rate calculated on base rate of 13.00% p.a.(floating at monthly rest) The loan is repayable in 10 monthly installments from the date of disbursement & last installment in lumpsum on or before 31st January 2017.

- e) Term loan includes a loan from a bank amounting to ₹ 1,483.71 lakhs (previous year : Nil) which is secured as under :
- exclusive charge by way of equitable/registered mortgage on the commercial properties situated at Boomerang building, Chandivali farm road, Andheri East;
  - pledge of 200% shares of amount equivalent to remaining portion of term loan after considering the amount against the property as per security cover in the form of demat shares of the Company;
  - Personal guarantee of Promoter Mr. Jayant Mhaiskar.
  - DSRA equivalent to 3 months EMI in form of undisbursed overdraft as sublimit of term loan.

The term loan carries an interest rate calculated on base rate of 11.25 % p.a.plus 0.65% (annual reset) The loan is repayable in 72 monthly installments from the date of disbursement.

- f) Term loan includes a loan from a financial institution amounting to ₹ 5,000.00 lakhs (previous year : Nil) which is secured as under :
- First pari -passu charge on approximately 21 acres of leasehold land of 99 years located at Baramati, District Pune, Maharashtra giving a security cover of 1.50 times over the loan facility.
  - DSRA equivalent to 3 months interest servicing in form of FD with scheduled commercial bank lien marked.
  - Subservient charge on all revenues & receivable of the Company



## Notes to the consolidated financial statements as at 31 March 2016

### 6. LONG-TERM BORROWINGS (contd...)

- d) Pledge of such number of shares of the Company by the promoters by way of Non-Disposal Undertaking (NDU) mechanism along with Power of Attorney (POA) so as to give cover of 1.00 times on the loan amount;
- e) Personal guarantee of Promoter Mr. Jayant Mhaikar.
- f) Corporate guarantee of Baramati Tollways private Limited (Land mortgagor)

The term loan carries an interest rate calculated on base rate of 11.70 % p.a. plus spread of 1.80%. The loan is repayable in 36 equal monthly installments beginning from 25th month from the date of disbursement.

#### II) Vehicle loans

- A) Vehicle loans from banks of ₹ 374.87 lakhs (previous year : ₹ 314.74 lakhs) carry interest rates ranging from 9.76% - 12.38% p.a. The loans are repayable in 36 monthly installments along with interest. The loans are secured by way of hypothecation of the respective vehicles.
- B) Vehicle loans from various financial institutions of ₹ 60.05 lakhs (previous year : ₹ 28.31 lakhs) carry interest rate ranging from 9.75% - 12.34% p.a. The loans are repayable in 35 - 60 monthly installments along with interest. The loans are secured by way of hypothecation of the respective vehicles.

#### II) Term loan taken by subsidiaries

##### MEP Infrastructure Private Limited

- I) Term loans includes a loan amounting to ₹ 200,376.26 lakhs (previous year : ₹ 211,652.31 lakhs) which is taken from a consortium consisting of a banks and financial institutions.

The loan is secured by a first pari-passu charge as below :

- a) on entire cash flows, receivables, book debts, toll collection (from the project) and revenues of the company;
- b) by way of hypothecation of entire movable properties of the company, (including movable plant and machinery, machinery, spares, tools and accessories, furniture, fixtures, vehicles, inventories and all other movable properties);
- c) entire intangible assets of the borrower, including but not limited to, goodwill and uncalled capital, if any;
- d) by way of hypothecation / mortgage / assignment, as the case may be of all the rights, title, interest, benefits, claims, insurance contracts, demands; and
- e) on the Trust and Retention Account, escrow account and debt service reserve.

Further, the term loan is also secured by additional collateral as below :

- a) 51% pledge of share capital of the Company held by MEP Infrastructure Developers Limited, the holding company and Ideal Toll & Infrastructure Private Limited, the ultimate holding company; and
- b) corporate guarantees jointly given by MEP Infrastructure Developers Limited, the holding company and Ideal Toll & Infrastructure Private Limited, the ultimate holding company;

The term loan from the consortium carries an interest rate calculated on the base rate of the respective financial institutions and bank and a spread ranging from 1.00% - 2.50% p.a.

Of the above, the term loan from a banks and financial institutions, are repayable in 312 structured fortnightly installments commencing from 1 October 2011 and a term loan from the other financial institution is repayable in 109 monthly installments commencing from 1 October 2012.

Delayed in repayment of principal installment of the loan of ₹ 260.13 lakhs and interest portion of the loan of ₹ 1,266.82 lakhs from a banks over a range of 23 to 33 days. The delayed amounts have been paid subsequently.

Delayed in repayment of principal installment of the loan of ₹ 323.02 lakhs and interest portion of the loan of ₹ 563.49 lakhs from a financial institution over a range of 34 to 49 days. The delayed amounts have been paid subsequently.

- II) Apart from the above, the Company has taken another term loan from one of the the consortium lenders of ₹ 29,987.85 lakhs (previous year: ₹ 39,936.25 lakhs) which are secured as mentioned above.

The loan carries an interest rate calculated on the base rate of the bank plus spread 2.50% p.a.

The loan is repayable in 324 structured fortnightly installments commencing from 1 October 2011.

## Notes to the consolidated financial statements as at 31 March 2016

### 6. LONG-TERM BORROWINGS (contd...)

Delayed in repayment of principal installment of the loan of ₹ 41.43 lakhs and interest portion of the loan of ₹ 290.38 lakhs for a period of 33 days. The delayed amounts have been paid subsequently.

III) Term loans also include a loan from a financial institution amounting to ₹ 18,443.58 lakhs (previous year: ₹ 19,986.67 lakhs) and the loan is secured by way of first charge on debt service reserve account and by way of second charge as below:

- a) on entire cash flows, receivables, book debts, toll collection (from the project) and revenues of the company;
- b) by way of hypothecation of entire movable properties of the company, (including movable plant and machinery, machinery, spares, tools and accessories, furniture, fixtures, vehicles, Inventories and all other movable properties);
- c) entire intangible assets of the borrower, including but not limited to, goodwill and uncalled capital, if any;
- d) by way of hypothecation / mortgage / assignment, as the case may be of - all the rights, title, interest, benefits, claims, other banks accounts and demands;
- e) the Trust and Retention Account, escrow account; and

Further, the term loan is secured by corporate guarantees jointly given by MEP Infrastructure Developers Limited, the holding Company and Ideal Toll & Infrastructure Private Limited. The interest rate on the term loan is the existing prime lending rate less 2.50% p.a. The loan is repayable in 156 monthly instalments commencing from 1 July 2012.

#### IV) Vehicle loans

Vehicle loans of ₹ 10.97 lakhs (previous year : ₹ 18.96 lakhs) from a bank carries an interest rate ranging between 10.52% - 11.50% p.a. The loans are repayable in 35 - 47 monthly instalments along with interest, from the date of disbursement. The loans are secured way of hypothecation of the respective vehicles.

##### I) Raima Ventures Private Limited

Term loans include loan from a financial institution amounting to ₹ Nil (previous period : ₹ 1,940.17 lakhs) which is secured by way of first charge as below :

- a) by way of hypothecation of entire movable properties of the company both present and future including movable plant and machinery and all other movable properties of what so ever nature;
- b) on entire cash flows receivables on book debts and revenues of the company both present and future;
- c) on entire intangible assets of the company including but not limited to goodwill and uncalled capital both present and future;
- d) hypothecation / mortgage assignment as the case may be of all the rights title, interest, benefits, claims and demands what so ever of the company in the project document (including but not limited to insurance contracts);
- e) on the Trust and Retention Account, Debt Service Reserve Account and any other reserves and other bank accounts of the company wherever maintained.

Further, the term loan is secured by corporate guarantee of its holding company, MEP Infrastructure Developers Limited. The term loan carries interest rate of 10.45% p.a. plus a spread of 1.90% p.a. The loan is repayable in 112 structured fortnightly installments as per repayment schedule commencing from 1 November 2010.

##### II) Vehicle Loan

Vehicle loan of ₹ 5.41 lakhs (previous year : ₹ 12.87 lakhs) is from a bank carrying an interest rate of 10.25% p.a. The loan is repayable in 36 monthly installments along with interest, from the date of loan. The loan is secured way of hypothecation of the respective vehicle.

##### Baramati Tollways Private Limited

Term loans include loan from a bank amounting to ₹ 3,461.00 lakhs (previous period : ₹ 5,242.63 lakhs) which is secured by a first charge as below;

- a) by assignment of all revenues and receivables of the company,
- b) by mortgage of leasehold rights over the property at vacant plot admeasuring 8.4 hectares at Jalochi village, Baramati Town;
- c) on escrow account of the company;
- d) by all the movable and immovable assets including receivables, both present and future, of the company;
- e) entire intangible assets of the company;





## Notes to the consolidated financial statements as at 31 March 2016

### 6. LONG-TERM BORROWINGS (contd...)

f) on assignment in favour of the bank of all the right title, interest, benefits, claims of the company

**Further, the term loan is also secured as below :**

30% pledge of share capital of the company held by Rideema Toll Private Limited, its holding Company and Corporate guarantees jointly given by Rideema Toll Private Limited, its holding Company and MEP Infrastructure Developers Limited, its ultimate holding Company. The above term loan carry interest rate calculated on base rate of bank with spread of 2.50% p.a above base rate.

The loan is repayable in 39 unequal quarterly instalments commencing from September 2011.

#### **MEP Nagzari Toll Road Private Limited**

Term loan includes loan from a bank amounting to ₹ Nil (previous year: ₹ 274.43 lakhs) which is secured by way of first charge of hypothecation / assignment / security interest on the escrow account of the projects financed.

Further, the term loan is also secured by corporate guarantee from MEP Infrastructure Developers Limited, its holding company and personal guarantees given by Mr. Jayant D. Mhaiskar and Mrs. Anuya J. Mhaiskar, Directors of the Company, and some of the relatives of the directors.

The term loan carries an interest rate of 13.5% pa. The term loan is repayable in 33 monthly unequal installments commencing from the month of disbursement of term loan.

#### **MEP Chennai Bypass Toll Road Private Limited**

##### **I) Vehicle Loan**

Vehicle loans of ₹ 5.00 lakhs (previous year ₹ 12.11 lakhs) are from bank and carries an interest rate ranging from 10.75% to 11.50% p.a. The loans are repayable in 35-36 monthly instalments along with interest, from the date of disbursement. The loans are secured way of hypothecation of the respective vehicles.

#### **Rideema Toll Bridge Private Limited**

I) Term loan from bank of ₹ 1899.28 lakhs (previous year : ₹ 2394.94 Lakhs) is secured by way of first charge as below:

- a) by way of hypothecation on all the company's cash flows and receivables deposited in escrow account after meeting the priorities as provided in the escrow agreement & concession agreement
- b) on entire movable assets of the company present and future
- c) by way of assignment of toll collection right awarded by Hoogly river bridge commissioners at Vidyasagar Setu, Kolkata

Further the loan is secured by corporate guarantee of MEP Infrastructure Developers Limited, the Holding Company and personal guarantee of Mr. Jayant D. Mhaiskar, Director of the Company.

Term loan carries interest rate of base rate of bank plus a spread of 2.30% and is repayable in 4 years in equal monthly installment ( 2 months moratorium) from the month of disbursement.

II) Term loan from financial institution of ₹ 350.00 lakhs (previous year ₹: Nil) is secured by way of first charge as below:

- a) the repayment of the facility, interest, fees, costs, charges and expenses and all other amounts payable under the agreement shall be secured in such manner including by way of mortgage in favour of ABHFL over the Property/ies at Flat No 1001, 10th Floor, Chandilier Court, Manjrekar Lane, Worli, Mumbai - 400 018
- b) Personal Guarantee from Mr. Jayant D. Mhaiskar and Ms. Anuya J Mhaiskar

Term loan carries interest rate of 14.85% and is repayable in 60 monthly unequal installments from the month of disbursement.

#### **Vehicle loan**

Vehicle loans from banks amounting to ₹ 12.36 lakhs (previous year : ₹ 4.84 lakhs) carry an interest rate ranging between 10.25% - 11.75% p.a. The loans are repayable in 35 - 36 monthly installments along with interest. The loans are secured by way of hypothecation of the respective vehicles.

#### **MEP Hyderabad Bangalore Toll Road Private Limited**

I) Term loan of ₹ 1,860.00 lakhs (Previous Year ₹ 2,625.00 lakhs) from a bank is secured as below :

- a) a first charge on entire cash flows, receivables, book debts, toll collection (from the project) and revenues of the company;
- b) a first charge by way of hypothecation of entire movable properties of the company, (including movable plant and machinery, machinery,

## Notes to the consolidated financial statements as at 31 March 2016

### 6. LONG-TERM BORROWINGS (contd...)

spares, tools and accessories, furniture, fixtures, vehicles, inventories and all other movable properties);

- c) immovable residential house property situated in Pune, owned by promoters.
- d) corporate guarantees given by MEP Infrastructure Developers Limited, the holding company and personal guarantees by Mr. Jayant D. Mhaiskar and Mrs. Anuya J. Mhaiskar, directors of the company;
- e) pledge of 30% shares of the promoters of the company.

The loan carries an interest rate calculated on the base rate of the bank plus a spread of 2.30% p.a.

The loan is repayable in 16 structured Quarterly installments commencing from 31st March 2014.

#### II) Commercial equipment loan

The loan amount of ₹192.61 Lakhs (Previous Year ₹249.95 lakhs) are from bank is secured as below;

- a) First charge in favour of the Bank by way of Hypothecation of respective commercial equipments of the company.
- b) Personal Guarantee given by Mr. Jayant Mhaiskar, director of the company.
- c) The loan carries an interest rate of 11.50% p.a
- d) The loans are repayable in 59 monthly installments along with interest, from the date of disbursement.
- e) The loan is also co-borrowed by the holding company.

#### III) Vehicle loans

Vehicle loans of ₹ 14.32 lakhs (previous year ₹46.69 lakhs) are from bank and carries an interest rate ranging from 10.75% to 11.50% p.a. The loans are repayable in 35-36 monthly instalments along with interest, from the date of disbursement. The loans are secured way of hypothecation of the respective vehicles.

##### MEP RGSL Toll Bridge Private Limited

Term loans from banks of ₹ 1,721.96 lakhs (previous year : ₹ 3,490.82 lakhs) secured by a first pari-passu charge as follow:

- a) on escrow on the entire cash flow, toll collections, revenue/receivable (from the project) of the company;
- b) by way of hypothecation of entire movable properties of the company, (including movable plant and machinery, machinery, spares, tools and accessories, furniture, fixtures, vehicles, inventories and all other movable properties);
- c) by way of hypothecation / mortgage / assignment, as the case may be of all the rights, title, interest, benefits, claims and demands; and
- d) Corporate guarantee of MEP Infrastructure Developers Limited, the holding company and personal guarantee given by Mr. Jayant D. Mhaiskar and Mrs. Anuya J. Mhaiskar, directors of the Company and some of the relatives of the directors

The term loans carry an interest rate of 12.00% p.a.

Term loan of ₹ 834.50 lakhs (previous year : ₹ 1,759.50 lakhs) is repayable in 36 unequal monthly installments after the moratorium period of three months from the date of first drawdown.

Term loan of ₹ 613.96 lakhs (previous year : ₹ 1,096.32 lakhs) and ₹ 273.50 lakhs (previous year : ₹ 635.00 lakhs) are repayable in 36 unequal monthly installments and 33 unequal monthly installments respectively from the date of first drawdown.

##### Vehicle loans

Vehicle loan of ₹ 3.68 lakhs (previous year : ₹ 5.49 lakhs) is from a financial institution and carry an interest rate of 10.88% p.a. .The loan is repayable in 36 monthly instalments along with interest, from the date of disbursement. The loan is secured by the way of hypothecation of the respective vehicle.

##### Raima Toll Road Private Limited

Term loan amount of ₹Nil (Previous year ₹774.00 lakhs) is secured as below :

- a) a first pari-passu charge by way of hypothecation on entire movable assets of the company
- b) a first charge by way of hypothecation, on the company's cash flows and receivables including revenues of the company.
- c) a first charge on all intangibles including but not limited to goodwill and uncalled capital,
- d) a first charge on the Escrow account, DSRA and any other reserves and other bank accounts of the Company.



# Notes to the consolidated financial statements as at 31 March 2016

## 6. LONG-TERM BORROWINGS *(contd...)*

- e) a first pari-passu charge on the cash flows and receivables of MEP Chennai Bypass Toll Road Private Limited, (herein after referred as "MEPCBTRPL") (fellow subsidiary Company) including revenues of "MEPCBTRPL".
- f) a second charge by way of hypothecation, on the cash flows and receivables of MEP RGSL Toll Bridge Private Limited, a fellow subsidiary company.
- g) Pledge of 30% shares of the company held by MEP Infrastructure Developers Limited, the holding company.
- h) Corporate guarantees given by MEP Infrastructure Developers Limited, the holding company and personal guarantee by Mr. Jayant D. Mhaiskar, director of the company.

The loan carry interest rate calculated on the base rate of the bank plus a spread of 2.75% p.a.

The loan is repayable in 28 unequal monthly installments after moratorium of 3 months commencing from December 2013.

### Vehicle loans

Vehicle loans of ₹ 279.30 lakhs (previous year ₹28.75 lakhs) are from bank and carries an interest rate ranging from 9.75% to 11.75% p.a. The loans are repayable in 35-36 monthly instalments along with interest, from the date of disbursement. The loans are secured way of hypothecation of the respective vehicles.

### Raima Toll and Infrastructure Private Limited

Term Loan of ₹ 484.00 lakhs (previous year : ₹ 2,376.00 lakhs) is from a bank and is secured by first charge as below;

- a) by way of escrow account on entire cash flows, toll collection revenues from the project,
- b) on the receivables from the project.

Further, the loan is secured by corporate guarantee given by MEP Infrastructure Developers Limited, the holding company and personal guarantee by Mr. Jayant Mhaiskar, director of the holding company.

The loan carries an interest rate calculated on the base rate of the bank plus a spread of 230 basis points.

The loan is repayable in 9 monthly equal instalments and the funded portion of security deposit is payable at the end of 30 months or receipt of security deposit from authority(i.e MSRDC), whichever is earlier.

### MEP Highway Solutions Private Limited

#### Commercial Equipment Loan

Commercial equipment loans of ₹ 84.06 lakhs (previous year : 117.53 lakhs) are from a financial institution and carry an interest rate ranging from 12.00% to 12.01% p.a. The loans are repayable in 40 monthly instalments along with interest, from the date of disbursement. The loans are secured by the way of hypothecation of the respective equipments. The loans are also secured by corporate guarantee given by MEP Infrastructure Developers Limited, the Holding Company and personal Guarantee by Mr. Jayant Mhaiskar, director of the Company.

## 7. OTHER LONG-TERM LIABILITIES

(Currency: Indian rupees in lakhs)

	Non-current portion		Current portion	
	31 March 2016	31 March 2015	31 March 2016	31 March 2015
Payable to authority	5,220.00	10,440.00	5,426.72	5,276.76
	<b>5,220.00</b>	<b>10,440.00</b>	<b>5,426.72</b>	<b>5,276.76</b>

## 8. PROVISIONS

(Currency: Indian rupees in lakhs)

	Non-current portion		Current portion	
	31 March 2016	31 March 2015	31 March 2016	31 March 2015
<b>Provision for employee benefits</b>				
-Gratuity payable (refer note 29.7)	311.87	227.38	62.18	45.61
Provision for wealth tax	-	-	-	2.62
Proposed final equity dividend	-	-	162.57	-
Provision for tax on equity dividend	-	-	33.10	-
	<b>311.87</b>	<b>227.38</b>	<b>257.85</b>	<b>48.23</b>

## Notes to the consolidated financial statements as at 31 March 2016

### 9. SHORT-TERM BORROWINGS

(Currency: Indian rupees in lakhs)

	31 March 2016	31 March 2015
<b>Term loan</b>		
- from banks	12,130.74	8,896.13
<b>Loans repayable on demand</b>		
- from banks	12,495.72	11,715.49
<b>Unsecured loans</b>		
- from related parties	25.82	100.00
- loan from others	409.33	4.75
	<b>25,061.61</b>	<b>20,716.37</b>

#### I) Short-term loan taken by MEP Infrastructure Developers Limited

A) Term Loans from bank amounting to ₹ 5,000.13 lakhs (previous year : ₹ 5,000.00 lakhs) is secured as below :

- First and pari passu charge on entire fixed/current assets of the Company which are not exclusively charged to other Banks/ Lenders.
- First charge / hypothecation / assignment of security interest on Escrow account of the projects financed;
- First charge by way of hypothecation of all the movable assets, present and future, of the projects financed.
- Debt Service Reserve Account (DSRA) to be maintained for an amount equivalent to the next 3 months of interest servicing.
- Corporate guarantee given by Ideal Toll and Infrastructure Private Limited;
- Personal Guarantee given by Mr. J.D. Mhaiskar director of the Company;

The term loan carries an interest rate calculated on base rate of the bank plus a spread of 2.30% p.a. The loan is repayable in bullet upon release of Bid/Performance Security by the Authority of the project financed.

B) Term Loans from bank amounting to ₹ Nil (previous period : ₹ 1,028.36 lakhs) is secured as below :

- Hypothecation / assignment of receivables to be generated from the Toll collection account of the projects financed. ;
- Hypothecation of other movable assets, like toll equipment and performance security deposit receivable.
- Corporate guarantee given by Ideal Toll and Infrastructure Private Limited;
- Personnel Guarantee given by Mr. J.D. Mhaiskar, Director of the Company;

The term loan carries an interest rate calculated on base rate of 13% p.a. floating at monthly reset. The loan is repayable in 4 equal weekly installments during 12th and last month from the date of first disbursement.

C) Term Loans from bank amounting to ₹ 495.00 lakhs (previous year : Nil) is secured as below :

- Hypothecation / assignment of receivables to be generated from the Toll collection account of the projects financed. ;
- Hypothecation of other movable assets, like toll equipment and performance security deposit receivable.
- Personal Guarantee given by Mr. J.D. Mhaiskar, Director of the Company;

The term loan carries an interest rate calculated on base rate of 12.50 % p.a. (floating) at monthly rest. The loan is repayable in 4 equal weekly installments during 12th and last month from the date of first disbursement.

D) Term Loans from bank amounting to ₹ 705.00 lakhs (previous year : Nil) is secured as below :

- Hypothecation / assignment of receivables to be generated from the Toll collection account of the projects financed. ;
- Hypothecation of other movable assets, like toll equipment and performance security deposit receivable.
- Personal Guarantee given by Mr. J.D. Mhaiskar, Director of the Company;

The term loan carries an interest rate calculated on base rate of 12.50 % p.a. (floating) at monthly rest. The loan is repayable in 4 equal weekly installments during 12th and last month from the date of first disbursement.

E) Term Loans from bank amounting to ₹ 617.25 lakhs (previous year : Nil) is secured as below :

- Hypothecation / assignment of receivables to be generated from the Toll collection account of the projects financed;



## Notes to the consolidated financial statements as at 31 March 2016

### 9. SHORT-TERM BORROWINGS (contd..)

(b) Hypothecation of other movable assets, like toll equipment and performance security deposit receivable;

(c) Personal Guarantee given by Mr. J.D. Mhaikar, Director of the Company;

The term loan carries an interest rate calculated on base rate of 12.50 % p.a. (floating) at monthly rest. The loan is repayable in 4 equal weekly installments during 12th and last month from the date of first disbursement.

F) Term Loans from bank amounting to ₹ 1799.25 lakhs (previous year : Nil) is secured as below :

(a) Hypothecation / assignment of receivables to be generated from the Toll collection account of the projects financed;

(b) Pari passu charge on the project cash flows of toll collection project with the BG issuing bank and Exclusive charge over the performance security deposit with Authority and its subsidiaries for any project funded by the bank;

(c) Personal Guarantee given by Mr. J.D. Mhaikar and Mrs. Anuya J. Mhaikar, Director of the Company;

The term loan carries an interest rate calculated on base rate of 12.50 % p.a. (floating) i.e. 3.25% below PLR. The loan is repayable in 12 unequal monthly installments from the date of first disbursement.

#### II) Short -term loan taken by subsidiaries

##### Rideema Toll Bridge Private Limited

Term loan from bank of ₹ 3,480.60 Lakhs (previous year : ₹ 2,000.00 Lakhs) is secured by way of first charge as below:

a) by way of hypothecation on all the company's cash flows and receivables deposited in escrow account after meeting the priorities as provided in the escrow agreement & concession agreement;

b) on entire movable assets of the company, current & future;

c) by way of assignment of toll collection right awarded by Hoogly river bridge commissioners at Vidyasagar Setu, Kolkata;

Further the loan is secured by corporate guarantee of MEP Infrastructure Developers Limited, the Holding Company and personal guarantee of Mr. Jayant D. Mhaikar, Director of the Company.

Term loan carries an interest rate calculated on base rate of the bank plus a spread of 2.30% p.a. and is repayable in 11 monthly equal installments after one month from the month of disbursement.

Delays in repayment of principal installment of the loan of ₹ 437.00 lakhs from a bank over a range of 4 to 18 days. The delayed amounts have been paid subsequently.

##### MEP IRDP Solapur Toll Road Private Limited

a) Term loan of ₹ Nil (previous year : ₹ 473.27 lakhs) from bank is secured by way of first charge of hypothecation / assignment / security interest on the escrow account of the projects financed.

Further, the term loan is also secured by corporate guarantee from MEP Infrastructure Developers Limited, the holding Company and personal guarantees given by Mr. Jayant Mhaikar and Mrs. Anuya Mhaikar, directors of the Company and personal guarantees of some relatives of the directors.

The term loan carry interest rate of 13.5% p.a. The term loan is repayable in 12 equal monthly instalments

##### MEP Road & Bridges Private Limited

Term loans include loan from a bank amounting to ₹ Nil (previous year : ₹ 394.50 lakhs) which is secured by way of first charge as below:

(a) assignment / hypothecation of entire cash flows, toll collection, revenue and receivables from the Toll collection ;

(b) Personal Guarantee given by Mr. J.D. Mhaikar, director of holding the Company;

(c) Corporate guarantee given by MEP Infrastructure Developers Limited, (Holding Company);

(d) The term loan carries an interest rate of 13% p.a.

(e) The loan is repayable in 11 monthly installments from the date of first drawdown.

## Notes to the consolidated financial statements as at 31 March 2016

### 9. SHORT-TERM BORROWINGS (contd..)

#### III) Loans repayable on demand

##### “MEP Infrastructure Developers Limited”

A) Loans repayable on demand include an overdraft facility from a bank amounting to ₹ 4,999.07 lakhs (previous year : ₹ 4,998.27 lakhs) is secured as below:

- First charge / hypothecation / assignment of security interest on Escrow account;
- Personnel Guarantee given by Mr. Jayant D. Mhaiskar and Mr. Dattatray P. Mhaiskar, directors of the Company;
- Corporate guarantee given by Ideal Toll and Infrastructure Private Limited.

Loan carries an interest rate calculated on the base rate of the bank and a spread of 3% p.a.

B) Loans repayable on demand include an overdraft facility from a bank amounting to ₹ 7,496.65 lakhs (previous year : ₹ 6,717.22 lakhs) which is secured as below:

- First charge / hypothecation / assignment of security interest on Escrow account;
- First charge by way of hypothecation of all the movable assets, present and future, of the projects financed.
- First charge on receivable of the projects financed.
- Personnel Guarantee given by Mr. Jayant D. Mhaiskar, director of the Company;
- Corporate guarantee given by Ideal Toll and Infrastructure Private Limited.

Loan carries an interest rate calculated on the base rate of the bank and a spread of 2.50% p.a.

#### IV) Unsecured loans

- Interest free unsecured loan from Mr. Jayant Mhaiskar of ₹ 25.82 lakhs (previous year : ₹ 100 lakhs) is repayable on demand.
- Interest free unsecured loan from Pratibha Industries Limited (shareholder of the company) of ₹ 4.75 lakhs (previous year : ₹ 4.75 lakhs) which is repayable on demand.
- Interest free unsecured loan of SMYR Consortium LLP of ₹ 404.58 lakhs (previous year : Nil) is repayable on demand.

### 10. TRADE PAYABLES

(Currency: Indian rupees in lakhs)

	31 March 2016	31 March 2015
Trade payable towards goods purchased and services received		
- dues of micro enterprises and small enterprises	-	0.56
- other creditors	33,442.66	26,626.99
	<b>33,442.66</b>	<b>26,627.55</b>

### 11. OTHER CURRENT LIABILITIES

(Currency: Indian rupees in lakhs)

	31 March 2016	31 March 2015
Current maturities of long-term borrowings (refer note 6)	16,793.80	17,191.61
Current maturities of long-term liabilities (refer note 7)	5,426.72	5,276.76
Interest accrued but not due on borrowings	1,298.18	1,136.11
Interest accrued and due on borrowings	2,120.69	5,897.26
Employee benefits expense payable	714.09	644.63
Statutory dues payable	615.18	1,191.78
Other liabilities	1,577.71	1,131.82
	<b>28,546.37</b>	<b>32,469.97</b>





## Notes to the consolidated financial statements as at 31 March 2016

### 12. FIXED ASSETS as at 31st March, 2016

(Currency: Indian rupees in lakhs)

Particulars	Gross block				Depreciation/Amortisation				Net block
	As at 1 April 2015	Additions	Sale / Deletion	As at 31 March 2016	As at 1 April 2015	For the year	Sale / Deletion	As at 31 March 2016	As at 31 March 2016
<b>Tangible fixed assets</b>									
Leasehold Land #	26.75	-	-	26.75	0.87	0.29	-	1.16	25.58
Office premises@	464.50	598.65	-	1,063.15	82.05	39.82	-	121.87	941.27
Building - others	-	502.75	1.16	501.59	-	2.62	-	2.62	498.97
Plant & Machinery	-	1,324.21	15.76	1,308.45	-	19.42	-	19.42	1,289.02
Toll equipments	2,011.12	1,036.81	10.70	3,037.23	628.39	433.76	6.52	1,055.63	1,981.59
Furnitures and fixtures	201.38	24.66	-	226.04	110.73	40.25	-	150.98	75.05
Vehicles	1,537.79	759.09	13.65	2,283.23	960.38	325.59	13.65	1,272.32	1,010.91
Office equipments	286.40	49.20	-	335.60	92.44	70.37	-	162.81	172.78
Computer system	526.22	128.29	5.45	649.06	345.82	157.23	4.51	498.54	150.51
<b>Total</b>	<b>5,054.16</b>	<b>4,423.66</b>	<b>46.72</b>	<b>9,431.10</b>	<b>2,220.68</b>	<b>1,089.35</b>	<b>24.68</b>	<b>3,285.35</b>	<b>6,145.68</b>
<b>Capital work in progress</b>	1,626.84	854.51	1,814.63	666.72	-	-	-	-	666.72
<b>Total</b>	<b>1,626.84</b>	<b>854.51</b>	<b>1,814.63</b>	<b>666.72</b>	<b>-</b>	<b>-</b>	<b>-</b>	<b>-</b>	<b>666.72</b>
<b>Intangible fixed assets</b>									
Toll collection rights*	261,101.10	-	-	261,101.10	50,993.25	15,972.82	-	66,966.07	194,135.03
Goodwill on consolidation	2,652.04	-	-	2,652.04	-	-	-	-	2,652.04
<b>Total</b>	<b>263,753.14</b>	<b>-</b>	<b>-</b>	<b>263,753.14</b>	<b>50,993.25</b>	<b>15,972.82</b>	<b>-</b>	<b>66,966.07</b>	<b>196,787.07</b>

#As per Lease Deed, lease hold land has been amortised by straight line method over the period of ninety three years from the date of lease deed 10 May 2012.

@ Office premise is under mortgage with a bank.

\*Toll collection rights comprises of:

- 1) Construction of bridge on BOT basis along with the upfront payment of ₹ 7,272.49 lakhs made to MSRDC . The concession period for toll collection as per the concession agreement is nineteen years and four months.
- 2) Toll collection rights at Vidyasagar Setu bridge for a period of 5 years by Hoogly River Bridge Commissioners for ₹ 26,743.21 lakhs payable in 5 equal installment on yearly upfront basis.
- 3) Upfront payment of ₹ 2,12,085.40 lakhs made to MSRDC and other direct expenses incurred to acquire the toll collection rights for Mumbai Entry Points. The concession period for toll collection is for a period of sixteen years.
- 4) Upfront payment of ₹ 15,000 lakhs made to 'RIDCOR' for Phalodi - Ramji ki Gol road corridor. The license period for toll collection as per the License Agreement is for a period of five years (upto 16 September 2015).

## Notes to the consolidated financial statements as at 31 March 2016

### 12. FIXED ASSETS as at 31st March, 2015 (contd...)

(Currency: Indian rupees in lakhs)

Particulars	Gross block				Depreciation/Amortisation				Net block
	As at 1 April 2014	Additions	Sale / Deletion	As at 31 March 2015	As at 1 April 2014	For the year	Sale / Deletion	As at 31 March 2015	As at 31 March 2015
<b>Tangible fixed assets</b>									
Leasehold Land #	26.75	-	-	26.75	0.58	0.29	-	0.87	25.88
Office premises@	464.50	-	-	464.50	46.54	35.51	-	82.05	382.45
Vehicles	1,427.36	143.48	33.06	1,537.79	549.92	436.60	26.14	960.38	577.41
Computer system	296.44	237.48	7.70	526.22	138.54	211.76	4.48	345.82	180.40
Toll equipments	1,034.24	991.25	14.37	2,011.12	224.26	406.83	2.70	628.39	1,382.72
Office equipments	112.63	181.66	7.89	286.40	20.40	75.59	3.55	92.44	193.96
Furnitures and fixtures	196.15	5.94	0.72	201.38	52.04	58.95	0.26	110.73	90.65
<b>Total</b>	<b>3,558.07</b>	<b>1,559.81</b>	<b>63.74</b>	<b>5,054.16</b>	<b>1,032.28</b>	<b>1,225.53</b>	<b>37.13</b>	<b>2,220.68</b>	<b>2,833.47</b>
<b>Capital work in progress</b>	<b>577.77</b>	<b>1,166.07</b>	<b>117.00</b>	<b>1,626.84</b>	<b>-</b>	<b>-</b>	<b>-</b>	<b>-</b>	<b>1,626.84</b>
<b>Total</b>	<b>577.77</b>	<b>1,166.07</b>	<b>117.00</b>	<b>1,626.84</b>	<b>-</b>	<b>-</b>	<b>-</b>	<b>-</b>	<b>1,626.84</b>
<b>Intangible fixed assets</b>									
Toll collection rights*	261,818.33	-	717.23	261,101.10	34,942.25	16,768.23	717.23	50,993.25	210,107.85
Goodwill on consolidation**	6,968.69	-	4,316.65	2,652.04	1.22	-	(1.22)	0.00	2,652.04
<b>Total</b>	<b>268,787.02</b>	<b>-</b>	<b>5,033.88</b>	<b>263,753.14</b>	<b>34,943.48</b>	<b>16,768.23</b>	<b>716.01</b>	<b>50,993.25</b>	<b>212,759.89</b>

#As per Lease Deed, lease hold land has been amortised by straight line method over the period of ninety three years from the date of lease deed 10 May 2012.

@ Office premise is under mortgage with a bank.

\*Toll collection rights comprises of:

- 1) Construction of bridge on BOT basis along with the upfront payment of ₹ 7,272.49 lakhs made to MSRDC . The concession period for toll collection as per the concession agreement is nineteen years and four months.
- 2) Toll collection rights at Vidyasagar Setu bridge for a period of 5 years by Hoogly River Bridge Commissioners for ₹ 26,743.21 lakhs payable in 5 equal installment on yearly upfront basis.
- 3) Upfront payment of ₹ 2,12,085.40 lakhs made to MSRDC and other direct expenses incurred to acquire the toll collection rights for Mumbai Entry Points. The concession period for toll collection is for a period of sixteen years.
- 4) Upfront payment of ₹ 15,000 lakhs made to 'RIDCOR' for Phalodi - Ramji ki Gol road corridor. The license period for toll collection as per the License Agreement is for a period of five years (upto 16 September 2015).

\*\*Goodwill on consolidation has been derecognised pursuant to sale of subsidiaries / reassessment of previously recognised goodwill (also refer note 5).



## Notes to the consolidated financial statements as at 31 March 2016

### 13. NON-CURRENT INVESTMENTS

(Currency: Indian rupees in lakhs)

(Valued at cost unless stated otherwise)	31 March 2016	31 March 2015
<b>A) Trade investments</b>		
<b>In preference shares of enterprises over which significant influence is exercised by key managerial personnel</b>		
12% Non Cumulative Redeemable Preference Shares of ₹ 10 each		
2,09,00,000 (previous year: 2,09,00,000) Preference shares of Ideal Hospitality Private Limited of ₹ 10 each.	2,090.00	2,090.00
<b>In equity shares of enterprises over which significant influence is exercised by key managerial personnel</b>		
<b>Unquoted, fully paid up</b>		
3,300 (previous year : 3,300) equity shares of A J Toll Private Limited of ₹ 100 each.	3.30	3.30
<b>B) Other investments</b>		
<b>Unquoted, fully paid up</b>		
4,000 (previous year : 4,000) equity shares of Jankalyan Sahakari Bank Limited of ₹ 10 each.	0.40	0.40
60,080 (previous year : 60,080) equity shares of The Kalyan Janata Sahakari Bank Limited of ₹ 25 each.	15.02	15.02
9,980 (previous year : 9,980) equity shares of Thane Janata Sahakari Bank Limited of ₹ 50 each.	4.99	4.99
11,040 (previous year: 11,040) equity shares of Dombivali Nagari Sahakari Bank Limited of ₹50 each.	5.52	5.52
76,950 (previous year: 76,950) equity shares of Jankalyan Sahakari Bank Limited of ₹50 each.	38.48	38.48
14,030 (previous year: 14,030) equity shares of The Ambernath Jai Hind Co Op Bank Limited of ₹ 25 each.	3.51	3.51
5,010 (previous year : Nil) equity shares of The Ambernath Jai Hind Co Op Bank Limited of ₹ 100 each.	5.01	-
	<b>2,166.22</b>	<b>2,161.21</b>

### 14. DEFERRED TAX ASSETS / (LIABILITIES) (NET)

(Currency: Indian rupees in lakhs)

	31 March 2016	31 March 2015
<b>a) Deferred tax assets</b>		
Carry forward business loss and unabsorbed depreciation	45,239.10	39,979.38
Provision for employee benefits	167.86	100.15
<b>Gross Deferred tax assets</b>	<b>45,406.96</b>	<b>40,079.53</b>
<b>b) Deferred tax liabilities</b>		
Excess of depreciation / amortisation on fixed / intangible assets in income-tax law over depreciation / amortisation provided in accounts.	34,706.07	30,645.71
<b>Gross Deferred tax liabilities</b>	<b>34,706.07</b>	<b>30,645.71</b>
<b>Net Deferred tax assets / liabilities</b>	<b>10,700.89</b>	<b>9,433.82</b>
The above has been reflected in the Consolidated Balance Sheet as follows:		
Deferred tax assets (net)	10,699.30	9,426.85
Deferred tax liabilities (net)	1.59	6.98

# Notes to the consolidated financial statements as at 31 March 2016

## 15. LONG-TERM LOANS AND ADVANCES

(Currency: Indian rupees in lakhs)

(Unsecured, considered good)	Non-current portion		Current portion	
	31 March 2016	31 March 2015	31 March 2016	31 March 2015
<b>To related parties:</b>				
Loans and advances				
-as mobilisation advance [refer note 15(a)(I)]	-	-	6,180.28	6,739.68
-as loans [refer note 15(a)(I)&(II)]	33,000.00	35,847.18	2,622.01	-
- advance against acquisition of equity shares [refer note 15(b)]	-	0.16	-	-
- capital advances [refer note 15(a)(I)]	2,463.77	2,694.30	-	-
<b>To parties other than related parties:</b>				
Advance income tax (net of provision of ₹ 10,692.68 lakhs previous year ₹ 8,280.06)	2,382.33	2,744.26	-	-
MAT credit entitlement	366.38	112.21	-	-
Balance due from government authorities	24.38	19.51	-	-
Mobilisation advance	33,402.44	33,944.26	11,550.67	4,661.61
Capital advances	8,866.40	5,643.02	-	-
Loans to employees	16.69	17.68	10.69	26.38
Prepaid expenses	186.42	375.67	1,197.97	796.14
Other loans	7,873.31	6,526.45	-	-
Performance security	981.79	1,346.56	5,019.00	4,980.02
Other security deposits	82.64	71.71	375.38	1.93
Advances recoverable in cash or kind	181.38	-	-	-
	<b>89,827.93</b>	<b>89,342.97</b>	<b>26,956.00</b>	<b>17,205.76</b>

### a) Loans and advances to related parties

#### I. Loans and advances to holding company

(Currency: Indian rupees in lakhs)

	Non-current portion		Current portion	
	31 March 2016	31 March 2015	31 March 2016	31 March 2015
- Capital advance to Ideal Toll & Infrastructure Private Limited	2,463.77	2,694.30	-	-
- Loan to Ideal Toll & Infrastructure Private Limited	33,000.00	35,844.65	2,622.01	-
- Mobilisation advance to Ideal Toll & Infrastructure Private Limited	-	-	6,180.28	6,739.68
	<b>35,463.77</b>	<b>38,538.95</b>	<b>8,802.29</b>	<b>6,739.68</b>

#### II) Enterprises over which significant influence exercised by key managerial personnel

(Currency: Indian rupees in lakhs)

	Non-current portion		Current portion	
	31 March 2016	31 March 2015	31 March 2016	31 March 2015
- MEP Hamirpur Bus Terminal Private Limited	-	0.61	-	-
- MEP Una Bus Terminal Private Limited	-	1.92	-	-
	-	<b>2.53</b>	-	-

### b) Advance against acquisition of the equity shares

(Currency: Indian rupees in lakhs)

	31 March 2016	31 March 2015
<b>Enterprises over which significant influence exercised by key managerial personnel</b>		
- MEP Toll Gates Private Limited	-	0.16
	-	<b>0.16</b>

## 16. OTHER NON-CURRENT ASSETS

(Currency: Indian rupees in lakhs)

	31 March 2016	31 March 2015
Fixed deposits with banks with maturity period more than twelve months from reporting date (refer note 19)	3,778.10	3,646.03
Interest accrued on fixed deposits	343.41	226.59
	<b>4,121.51</b>	<b>3,872.62</b>



# Notes to the consolidated financial statements as at 31 March 2016

## 17. CURRENT INVESTMENTS

(Currency: Indian rupees in lakhs)

	31 March 2016	31 March 2015
<b>Non-trade investments</b>		
<i>(valued at lower of cost and fair value)</i>		
<b>Investments in quoted mutual funds</b>		
Nil units (previous year: 1,06,256.941 units) NAV ₹ 1000.54 face value ₹ 1000/- (previous year ₹ 1000.54) each IDFC Cash Fund Plan*	-	1,063.30
	-	<b>1,063.30</b>
The aggregate book value and market value of unquoted investments are as follows:		
Aggregate book and market value	-	1,063.30

\*Investment in IDFC mutual funds are provided as a lien to financial institutions for maintenance of Debt Service Reserve Account.

## 18. TRADE RECEIVABLES

(Currency: Indian rupees in lakhs)

(Unsecured, considered good)	31 March 2016	31 March 2015
Receivable outstanding for a period exceeding six months from the date they became due for payment	-	8.60
Other receivables	17.27	2,574.24
	<b>17.27</b>	<b>2,582.84</b>
Trade receivables of ₹ Nil (previous year : ₹ 2,551.53 lakhs) are due from related parties as below.		
<b>Enterprises over which significant influence is exercised by key managerial personnel</b>		
- D S Enterprises	-	2,551.53
	-	<b>2,551.53</b>

## 19. CASH AND BANK BALANCES

(Currency: Indian rupees in lakhs)

	31 March 2016	31 March 2015
<b>Cash and cash equivalents</b>		
Balances with banks		
- in current accounts	1,882.01	2,638.73
- in fixed deposits	73.23	35.87
Cash on hand	3,663.40	2,236.84
	5,618.64	4,911.44
Other bank balances	9,366.00	8,570.34
	<b>14,984.64</b>	<b>13,481.78</b>
	<b>31 March 2016</b>	<b>31 March 2015</b>
<b>Details of bank balances/deposits</b>		
Bank balances available on demand/deposits with original maturity of 3 months or less included under 'Cash and cash equivalents'	1,955.24	2,674.60
Bank deposits due to mature within 12 months from the reporting date included under 'Other bank balances'	9,366.00	8,570.34
Bank deposits due to mature after 12 months from the reporting date included under 'Other non current assets'	3,778.10	3,646.03
	<b>15,099.34</b>	<b>14,890.97</b>

### Notes

- Bank deposit include fixed deposits with various banks of ₹ 4,315.56 lakhs (previous year : ₹ 3,745.76 lakhs) which is provided as lien for the bank guarantee given to various authorities
- Bank deposits include fixed deposits with various banks of ₹ 8,387.51 lakhs (Previous Year : ₹ 7,991.18 lakhs) which are provided as lien to the banks and financial institutions for maintenance of Debt Service Reserve Account.
- Bank deposits include fixed deposits with various banks of ₹ 139.25 lakhs (Previous Year : ₹ 140.29 lakhs) which are placed as a security for loan taken from the bank.
- Bank deposits of ₹ 375.00 lakhs (previous year : ₹ 375.00 lakhs) with banks is provided as cash margin for bank overdraft taken from the bank.

## Notes to the consolidated financial statements as at 31 March 2016

### 20. SHORT-TERM LOANS AND ADVANCES

(Currency: Indian rupees in lakhs)

(Unsecured, considered good)	31 March 2016	31 March 2015
<b>To related parties</b>		
Current portion of long term loans and advances [refer note 15]	8,802.29	6,739.68
Other advances [refer note 20 (a)]	200.00	200.00
<b>To parties other than related parties</b>		
Current portion of long term loans and advances [refer note 15]	18,153.71	10,466.08
Advances recoverable in cash or kind	4,796.27	202.39
Others	206.95	200.00
Advances to suppliers	260.34	86.24
Advances for authority payment	376.49	222.44
	<b>32,796.05</b>	<b>18,116.83</b>
<b>(a) Other advances</b>		
Enterprises over which significant influence is exercised by key managerial personnel		
- MEP Toll Gates Private Limited	200.00	200.00
	<b>200.00</b>	<b>200.00</b>

### 21. OTHER CURRENT ASSETS

(Currency: Indian rupees in lakhs)

	31 March 2016	31 March 2015
Interest receivable		
- accrued on fixed deposits	175.09	229.38
- accrued on loans to related parties	44.82	54.76
- accrued on loans to others	2,412.49	987.47
Other assets - related party	690.88	185.25
Other receivables from other than related parties	34.53	39.07
Unamortised expenditure- share issue expenses	-	600.97
Claims receivable*	7,099.97	4,202.69
	<b>10,457.78</b>	<b>6,299.59</b>

#### \*Claims receivable

- One of the Company's subsidiary has preferred claims of ₹5,100.50 lakhs (previous year: ₹ 2,902.98 lakhs) receivable from National Highways Authority of India (herein after referred as "NHAI") towards lesser user fees paid by TNSTC, floods, delay in commencement of COD and temporary injunction by Madurai bench of Hon'ble High court of Madras on collection of toll on certain vehicles in one of the Toll plazas.
- Toll collection contract between one of the Company's subsidiary with Maharashtra State Road Development Co. Ltd (herein after referred as "MSRDC") was terminated on 30 June 2014. The said subsidiary is entitled for compensation of ₹ 370.54 lakhs (previous year ₹ 370.54 lakhs) as per clause 31 of the Concession Agreement / Bid document entered with MSRDC.
- One of the Company's subsidiary has preferred claim of ₹863.06 lakhs (previous year ₹ 929.18 lakhs) receivable from NHAI towards "Force Majeure" clause of Article 26 of the Concession Agreement between the said subsidiary and NHAI mainly on account of Seemandhra /Telangana Agitation.
- One of the Company's subsidiary has recognised claim of ₹ 157.07 lakhs (previous year ₹Nil) receivable from MSRDC towards "Change of scope / variation" clause.
- Two of the Company's subsidiary have recognised claims of ₹ 517.13 lakhs (previous year ₹Nil) receivable from MSRDC towards "Force Majeure" clause.
- One of the Company's subsidiary has recognized a claim of ₹91.67 lakhs (previous year ₹Nil) receivable from Hooghly River Bridge Commissioners (HRBC) as per concession agreement.





# Notes to the consolidated financial statements for year ended 31 March 2016

## 22. REVENUE FROM OPERATIONS

(Currency: Indian rupees in lakhs)

	31 March 2016	31 March 2015
Toll collection	197,467.35	198,426.03
<b>Other Operating Income</b>		
- Claims from authority (refer note 21)	3,212.66	2,451.72
	<b>200,680.01</b>	<b>200,877.75</b>

## 23. OTHER INCOME

(Currency: Indian rupees in lakhs)

	31 March 2016	31 March 2015
Interest income		
- from fixed deposits	1,097.09	989.69
- from loans to related parties	1,299.66	1,124.13
- from loans to parties other than related parties	1,487.81	925.25
Facility fees	120.00	-
Dividend income	21.73	63.87
Profit on sale of mutual funds	-	0.08
Provisions no longer required written back	2.95	64.88
Profit on sale of investment in subsidiary	-	47.32
Profit on sale of fixed assets	2.82	18.10
Miscellaneous income	38.24	18.58
	<b>4,070.30</b>	<b>3,251.90</b>

## 24. OPERATING AND MAINTENANCE EXPENSES

(Currency: Indian rupees in lakhs)

	31 March 2016	31 March 2015
Concession fees to authority	126,598.86	136,003.92
Road repairing and maintenance expenses	2,628.71	6,055.60
Toll - site attendant expenses	1,243.37	1,327.91
Site expenses	925.14	100.00
Maintenance cost paid to authority	180.20	173.33
Other site operational expenses	1,250.84	1,451.46
Supervision and independent engineer fees to authority	501.62	590.37
	<b>133,328.74</b>	<b>145,702.59</b>

## 25. EMPLOYEE BENEFIT EXPENSES

(Currency: Indian rupees in lakhs)

	31 March 2016	31 March 2015
Salaries, wages and bonus*	6,548.58	6,423.81
Contribution to provident funds and other funds (refer note 29.7)	419.51	377.36
Gratuity expenses (refer note 29.7)	118.10	103.01
Staff welfare expenses	667.25	707.17
	<b>7,753.44</b>	<b>7,611.35</b>

\* With respect to payment of Directors remuneration of ₹ 120.00 lakhs, one of the Subsidiary Companies has approached the Central Government for obtaining their requisite approval for complying with the conditions as stipulated under the provisions of section 196, 197, 198 and other applicable provision of the Companies Act, 2013 ("the Act") read with Schedule V to the Act and the Companies (Appointment and Remuneration of Managerial Personnel) Rules, 2014 ("the Rules").

## Notes to the consolidated financial statements for year ended 31 March 2016

### 26. FINANCE COSTS

(Currency: Indian rupees in lakhs)

	31 March 2016	31 March 2015
Interest expenses		
- from banks	26,604.73	27,403.77
- from financial institutions	10,777.57	12,052.08
Other borrowing cost		
- processing fees	229.30	452.85
- bank guarantee and commission	711.53	452.62
	<b>38,323.13</b>	<b>40,361.32</b>

### 27. DEPRECIATION AND AMORTISATION

(Currency: Indian rupees in lakhs)

	31 March 2016	31 March 2015
Depreciation and amortisation	17,062.17	17,993.76
	<b>17,062.17</b>	<b>17,993.76</b>

### 28. OTHER EXPENSES

(Currency: Indian rupees in lakhs)

	31 March 2016	31 March 2015
Rent (refer note 29.5)	15.88	11.66
Rates and taxes	531.84	443.49
Directors sitting fees	6.60	1.57
Insurance	56.32	62.58
Legal, consultancy and professional fees	773.77	594.68
Travelling expenses	1,144.49	889.89
Business promotion and advertisement expenses	345.64	111.64
Repairs and maintenance		
- to plant and machinery	74.02	71.51
- to computers	66.06	38.81
- others	211.86	185.61
Provision for wealth tax	-	2.61
Corporate social responsibility expenses	5.00	-
Miscellaneous expenses	882.59	686.85
	<b>4,114.07</b>	<b>3,100.90</b>



# Notes to the consolidated financial statements for year ended 31 March 2016

## 29.1 CONTINGENT LIABILITIES

(Currency: Indian rupees in lakhs)

Particulars	31 March 2016	31 March 2015
Claims made against the Company not acknowledged as debts by the Company*	29,446.38	20,680.16
Guarantees given by banks	48,280.05	38,143.40
Corporate guarantees given	323,090.00	346,289.50
	<b>400,816.43</b>	<b>405,113.06</b>

\*Claim against the Company not acknowledged as debts includes ₹ 8,171.20 lakhs (previous year: ₹8,171.20 lakhs). This relates to taxability of toll collection pursuant to contracts with MSRDC and NHAI under the category of 'Business Auxiliary Services'. The Department had filed an appeal against the favourable order passed by the Commissioner of Service Tax, Mumbai - II. The matter is currently pending at CESTAT, Mumbai

## 29.2 CAPITAL COMMITMENTS

(Currency: Indian rupees in lakhs)

Particulars	31 March 2016	31 March 2015
Estimated amount of contracts remaining to be executed on capital account (net of advance)	2,218.87	1,602.23
	<b>2,218.87</b>	<b>1,602.23</b>

## 29.3 CLAIM

As at 31 March 2016, one of the subsidiary companies has preferred claims with the National Highway Authority of India (NHAI), aggregating ₹33,973.75 lakhs (As at 31 March 2015 : ₹15,999.13 lakhs) on account of Toll Evasion and Force Majeure issues arising from non-compliance of the Concession Agreement by Authority. The Company has not recognised the claims in the consolidated financial statements pending final approval from Authority. Under the orders of the Hon'ble High Court of Delhi, both the Company and Authority were directed to amicably settle the disputes. As a part of the amicable settlement Independent Engineer has evaluated the claims made by the Company from time to time. However, final settlement on the same is yet to conclude. The estimated loss during the corresponding period as assessed by the Independent Engineer appointed by the Authority is much higher than the claims submitted to Authority. Hence, the Company has not recognised amount payable to Authority aggregating ₹12843.19 lakhs respectively during the year ended 31 March 2016 (previous year : ₹3,846.50 lakhs). As part of the amicable settlement, the Company, has handed over the Project Facilities and the Toll Plaza's to the NHAI from April 09, 2016. The Settlement of claims shall be dealt with as per the provisions of the Concession Agreement.

29.4 The Company is a 25% stake holder of SMYR Consortium (SMYR) incorporated to collect "Toll Tax" from the commercial vehicles entering Delhi for a period of 3 years. Hon'ble Supreme Court ("SC") had imposed Environment Compensation Charge ("ECC"), which resulted in significant drop in the vehicles entering Delhi. The Hon'ble SC, after extensive hearings considered the plea of SMYR and ordered the closure of the project with effect from 1st February 2016. and provided honourable exit to SMYR.

## 29.5 OPERATING LEASE

The Company had entered into operating lease agreement for premises, which is cancelled during the year. Rent expenses debited to the Statement of Profit and Loss is ₹ 1.30 lakhs (previous year : ₹ 7.07 lakhs) in respect of non-cancellable lease agreement. Total rent expenses is ₹ 15.88 lakhs (previous year : ₹ 11.66 lakhs) (refer note 25). The future minimum lease payments in respect of these properties as on 31 March 2016 is as below:

(Currency: Indian rupees in lakhs)

Particulars	31 March 2016	31 March 2015
Not later than one year	-	8.33
Later than one year but not later than five years	-	1.39
Later than five years	-	-
Total	-	<b>9.72</b>

## Notes to the consolidated financial statements for year ended 31 March 2016

### 29.6 EARNINGS PER SHARE (EPS)

(Currency: Indian rupees in lakhs)

Particulars		31 March 2016	31 March 2015
Profit/ (loss) attributable to equity shareholders (₹ in lakhs)	A	2,632.66	(11,533.31)
Number of equity shares at the beginning of the year		111,494,250	100,000,000
Number of equity shares outstanding at the end of the year		162,569,191	111,494,250
Weighted average number of equity shares outstanding during the period	B	158,522,269	109,699,258
Basic earnings per equity share (₹)	(A / B)	1.66	(10.51)
<b>Diluted earnings per share</b>			
Profit attributable to existing and potential shareholders	A	2,632.66	(11,533.31)
Weighted average number of equity shares outstanding during the period for the calculation of diluted earnings per share	B	158,522,269	109,699,258
Diluted earnings per equity share	(A / B)	1.66	(10.51)
Face value per equity share (₹)		10.00	10.00

### 29.7 EMPLOYEE BENEFITS

The disclosures as required as per the revised "Accounting Standard" 15 are as under:

#### I) Defined contribution plan

- Contribution to Provident Fund
- Contribution to Employees State Insurance Corporation
- Contribution to Maharashtra Labour Welfare Fund

The Company has recognised the following amounts in the Statement of Profit and Loss for the year\*: (Currency: Indian rupees in lakhs)

Particulars	31 March 2016	31 March 2015
- Employer's Contribution to Provident Fund	271.71	218.43
- Employer's Contribution to Employees State Insurance Corporation	145.74	156.66
- Maharashtra Labour Welfare Fund	2.06	2.28
	<b>419.51</b>	<b>377.36</b>

\*Included in Contribution to provident fund and other funds (refer note 25 - Employee benefits)

#### II) Defined Benefit plan

##### Gratuity

The Group / Company has a defined benefit gratuity plan. Every employee who has completed five years or more of service gets a gratuity on death or resignation or retirement at 15 days salary (last drawn salary) for each completed year of service. The Group / Company during the year provided ₹ 118.10 lakhs (Previous year : ₹ 103.01 lakhs) towards gratuity in the Consolidated Statement of Profit and Loss.

In accordance with the Accounting Standard 15 (Revised 2005), actuarial valuation has been done in respect of defined benefit plan of gratuity based on the following assumptions:

Particulars	31 March 2016	31 March 2015
Discount rate	7.85%	7.95%
Salary escalation rate	6.00%	6.00%
Expected average remaining service lives of the employees	4.76 to 11.60	5.24 to 8.68

#### (i) Change in present value of obligation

(Currency: Indian rupees in lakhs)

Particulars	31 March 2016	31 March 2015
Present value of obligations as at 1 April	272.99	176.84
Interest cost	24.23	18.84
Current service cost	54.91	40.84
Benefits paid	(17.02)	(6.87)
Liabilities assumed on acquisition / (settled on divestiture)	8.82	10.87
Actuarial gain/losses	30.14	32.46
Present value of obligations as at 31 March 2016	<b>374.08</b>	<b>272.99</b>



## Notes to the consolidated financial statements for year ended 31 March 2016

### (ii) Amount recognised in the Balance Sheet

(Currency: Indian rupees in lakhs)

Particulars	31 March 2016	31 March 2015
Present value of obligations as at 31 March 2016	374.08	272.99
Present value of plan assets as at 31 March 2016	-	-
Net liability recognised as on 31 March 2016	<b>374.08</b>	<b>272.99</b>

#### Classification into Current / Non-Current

The liability in respect of the plan comprises of the following non current and current portion:

(Currency: Indian rupees in lakhs)

Particulars	31 March 2016	31 March 2015
Current	62.18	45.61
Non current	311.87	227.38
	<b>374.05</b>	<b>272.99</b>

### (iii) Expenses recognised in the Statement of Profit and Loss

(Currency: Indian rupees in lakhs)

Particulars	31 March 2016	31 March 2015
Current service cost	54.91	40.84
Interest cost on benefit obligation	24.23	18.84
Net actuarial loss recognised in the current year	30.14	32.46
Liabilities assumed on acquisition / (settled on divestiture)	8.82	10.87
Expense recognised in the Consolidated Statement of Profit and Loss (Refer Note 25)	<b>118.10</b>	<b>103.01</b>

The estimates of future salary increases, considered in actuarial valuation, take account of inflation, seniority, promotion and other relevant factors, such as supply and demand in the employment market.

The Company's liability on account of gratuity is not funded and hence the disclosures relating to the planned assets are not applicable.

Particulars	31 March 2016	31 March 2015	31 March 2014	31 March 2013	31 March 2012
<b>Experience adjustments</b>					
Defined benefit obligation	374.05	272.99	176.82	-	139.30
Plan assets	-	-	-	-	-
(Deficit)	(374.05)	(272.99)	(176.82)	-	(139.30)
Experience adjustment on plan liabilities	33.25	9.99	0.23	(2.62)	14.81
Experience adjustment on plan assets	-	-	-	-	-

## 29.8 SEGMENT REPORTING

The Company/Group is primarily engaged in the business of toll and octroi collection, which is the primary business segment of the Company/Group. The Company/Group does not have any separate geographical segment since all its operations are carried out in India. Hence, there are no separate reportable segments, as required by 'Accounting Standard 17' on "Segment reporting" as specified under Section 133 of the Companies Act, 2013 read with Rule 7 of the Companies (Accounts) Rules, 2014.

# Notes to the consolidated financial statements for year ended 31 March 2016

## 29.9 RELATED PARTY DISCLOSURES

### A. (i) Names of related parties with whom transactions have taken place during the year

Name of related party	Nature of relationship
KVM Technology Solutions Private Limited	Jointly controlled entity
SMYR Consortium LLP	
MEP Toll Gates Private Limited	Enterprises over which significant influence is exercised by key managerial personnel
VCR Toll Services Private Limited	
MEP Una Bus Terminal Private Limited	
MEP Hamirpur Bus Terminal Private Limited	
Jan Transport	
D S Enterprises	
Ideal Energy Projects Limited	
IEPL Power Trading Company Private Limited	
Rideema Enterprises	
A.J. Tolls Private Limited	
Ideal Hospitality Private Limited	
Ideal Toll & Infrastructure Private Limited	
<b>II) Key management person</b>	
Mr. Jayant.Mhaiskar	Vice Chairman and Managing Director
Mr. Murzash Manekshana	Executive Director

### B. Disclosures of material transactions with related parties and balances as at 31 March 2016

(Currency: Indian rupees in lakhs)

Particulars	Holding company / Associate Concern		Enterprises over which significant influence is exercised by key managerial personnel		Jointly Controlled Entity		Key Managerial Personnel		Total	
	Year ended 31 March 2016	Year ended 31 March 2015	Year ended 31 March 2016	Year ended 31 March 2015	Year ended 31 March 2016	Year ended 31 March 2015	Year ended 31 March 2016	Year ended 31 March 2015	Year ended 31 March 2016	Year ended 31 March 2015
<b>I) Transactions during the year</b>										
<b>Income from toll collection</b>										
D.S Enterprise	-	-	-	13,176.78	-	-	-	-	-	13,176.78
<b>Income from Operation &amp; maintenance</b>										
KVM Technology Solutions Private Limited	-	-	-	-	4.85	-	-	-	4.85	-
<b>Expenses incurred on behalf of</b>										
Ideal Toll & Infrastructure Private Limited	-	0.34	-	-	-	-	-	-	-	0.34
Jan Transport	-	-	-	6.00	-	-	-	-	-	6.00
KVM Technology Solutions Private Limited	-	-	-	5.77	206.10	-	-	-	206.10	5.77
<b>Loans given</b>										
MEP Toll Gates Private Limited	-	-	-	200.00	-	-	-	-	-	200.00
Ideal Hospitality Private Limited	-	-	-	2,000.00	-	-	-	-	-	2,000.00
<b>Loan Repayments received during the year</b>										
Ideal Toll & Infrastructure Private Limited	222.63	1,877.99	-	-	-	-	-	-	222.63	1,877.99
Ideal Hospitality Private Limited	-	-	-	2,000.00	-	-	-	-	-	2,000.00
Ideal Energy Projects Limited	-	-	-	29.28	-	-	-	-	-	29.28
<b>Mobilisation Advances given</b>										
Ideal Toll & Infrastructure Private Limited	203.20	990.49	-	-	-	-	-	-	203.20	990.49



# Notes to the consolidated financial statements for year ended 31 March 2016

## B. Disclosures of material transactions with related parties and balances as at 31 March 2016

(Currency: Indian rupees in lakhs)

Particulars	Holding company / Associate Concern		Enterprises over which significant influence is exercised by key managerial personnel		Jointly Controlled Entity		Key Managerial Personnel		Total	
	Year ended 31 March 2016	Year ended 31 March 2015	Year ended 31 March 2016	Year ended 31 March 2015	Year ended 31 March 2016	Year ended 31 March 2015	Year ended 31 March 2016	Year ended 31 March 2015	Year ended 31 March 2016	Year ended 31 March 2015
<b>Repayment of Mobilisation advances given</b>										
A J Tolls Private Limited	-	-	-	500.00	-	-	-	-	-	500.00
Ideal Toll & Infrastructure Private Limited	433.73	10,850.99	-	-	-	-	-	-	433.73	10,850.99
<b>Loans taken</b>										
Ideal Toll & Infrastructure Private Limited	-	4,934.13	-	-	-	-	-	-	-	4,934.13
IEPL Power Trading Company Private Limited	-	-	-	800.00	-	-	-	-	-	800.00
Mr. Jayant Mhaiskar	-	-	-	-	-	-	-	100.00	-	100.00
<b>Loans repaid during the year</b>										
Ideal Toll & Infrastructure Private Limited	-	5,340.59	-	-	-	-	-	-	-	5,340.59
IEPL Power Trading Company Private Limited	-	-	-	800.00	-	-	-	-	-	800.00
MEP Hamirpur Bus Terminal Private Limited	-	-	0.61	-	-	-	-	-	0.61	-
MEP Una Bus Terminal Private Limited	-	-	1.92	-	-	-	-	-	1.92	-
Mr. Jayant Mhaiskar	-	-	-	-	-	-	74.18	-	74.18	-
<b>Interest income</b>										
Ideal Toll & Infrastructure Private Limited	1,274.58	1,100.23	-	-	-	-	-	-	1,274.58	1,100.23
MEP Toll Gates Private Limited	-	-	25.06	23.90	-	-	-	-	25.06	23.90
<b>Receipt of Other Receivable</b>										
Rideema Enterprises	-	-	-	31.53	-	-	-	-	-	31.53
<b>Sale of Fixed Assets</b>										
Rideema Enterprises	-	-	-	6.95	-	-	-	-	-	6.95
<b>Road repairing charges paid</b>										
Ideal Toll & Infrastructure Private Limited	-	2,374.40	-	-	-	-	-	-	-	2,374.40
<b>Share allotted</b>										
Ideal Toll & Infrastructure Private Limited	-	2,500.00	-	-	-	-	-	-	-	2,500.00
Mr. Jayant Mhaiskar	-	-	-	-	-	-	-	0.50	-	0.50
Mr. Anuya J. Mhaiskar	-	-	-	-	-	-	-	0.50	-	0.50
<b>Sale of Subsidiaries shares</b>										
Ideal Toll & Infrastructure Private Limited	-	745.26	-	-	-	-	-	-	-	745.26
<b>Share application money invested, returned back</b>										
Ideal Hospitality Private Limited	-	-	-	2,090.00	-	-	-	-	-	2,090.00
<b>Investment in Preference shares</b>										
Ideal Hospitality Private Limited	-	-	-	2,090.00	-	-	-	-	-	2,090.00
<b>Managerial remuneration</b>										
Mr. Jayant Mhaiskar	-	-	-	-	-	-	120.00	150.75	120.00	150.75
Mr. Murzash Manekshana	-	-	-	-	-	-	240.00	240.00	240.00	240.00



# Notes to the consolidated financial statements for year ended 31 March 2016

## B. Disclosures of material transactions with related parties and balances as at 31 March 2016

(Currency: Indian rupees in lakhs)

Particulars	Holding company / Associate Concern		Enterprises over which significant influence is exercised by key managerial personnel		Jointly Controlled Entity		Key Managerial Personnel		Total	
	Year ended 31 March 2016	Year ended 31 March 2015	Year ended 31 March 2016	Year ended 31 March 2015	Year ended 31 March 2016	Year ended 31 March 2015	Year ended 31 March 2016	Year ended 31 March 2015	Year ended 31 March 2016	Year ended 31 March 2015
<b>II) Balances at the end of the year</b>										
<b>Loans and advances receivable</b>										
Ideal Toll & Infrastructure Private Limited	35,622.01	35,847.18	-	-	-	-	-	-	35,622.01	35,847.18
MEP Toll Gates Private Limited	-	-	200.00	200.00	-	-	-	-	200.00	200.00
MEP Hamirpur Bus Terminal Private Limited	-	-	-	0.61	-	-	-	-	-	0.61
MEP Una Bus Terminal Private Limited	-	-	-	1.92	-	-	-	-	-	1.92
<b>Mobilisation advance given</b>										
Ideal Toll & Infrastructure Private Limited	6,180.28	6,739.68	-	-	-	-	-	-	6,180.28	6,739.68
<b>Unsecured loans/advances payable</b>										
Mr. Jayant Mhaiskar	-	-	-	-	-	-	25.82	100.00	25.82	100.00
<b>Investment in Preference shares</b>										
Ideal Hospitality Private Limited	-	-	2,090.00	2,090.00	-	-	-	-	2,090.00	2,090.00
<b>Other receivables</b>										
VCR Toll Services Private Limited	-	-	3.84	11.74	-	-	-	-	3.84	11.74
KVM Technology Solutions Private Limited	-	-	-	5.77	202.50	-	-	-	202.50	5.77
Rideema Enterprises	-	-	6.95	6.95	-	-	-	-	6.95	6.95
<b>Capital advance given</b>										
Ideal Toll & Infrastructure Private Limited	2,463.77	2,694.30	-	-	-	-	-	-	2,463.77	2,694.30
<b>Trade receivables</b>										
D.S Enterprise	-	-	-	2,551.53	-	-	-	-	-	2,551.53
<b>Investment in shares</b>										
A.J.Tolls Private Limited	-	-	3.30	3.30	-	-	-	-	3.30	3.30
<b>Managerial remuneration</b>										
Mr. Jayant Mhaiskar	-	-	-	-	-	-	5.55	5.73	5.55	5.73
Mr. Murzash Manekshana	-	-	-	-	-	-	12.94	10.69	12.94	10.69
<b>Interest receivable on loan given</b>										
Ideal Toll & Infrastructure Private Limited	-	32.45	-	-	-	-	-	-	-	32.45
IEPL Power Trading Company Private Limited	-	-	0.58	0.58	-	-	-	-	0.58	0.58
MEP Toll Gates Private Limited	-	-	44.08	21.51	-	-	-	-	44.08	21.51
A J Tolls Private Limited	-	-	0.17	0.17	-	-	-	-	0.17	0.17



# Notes to the consolidated financial statements for year ended 31 March 2016

## 29.10 DOMESTIC TRANSFER PRICING

The Indian Finance Bill, 2012 had sought to bring in certain class of domestic transactions in the ambit of the transfer pricing regulations with effect of 1 April, 2012. The Company's/Group's management is of the opinion that its domestic transactions with associated enterprises are at arm's length so that appropriate legislation will not have an impact on the financial statements, particularly on the amount of tax expense and that of provision for taxation. The Company/Group does not have any international transactions during the year.

## 29.11 UTILIZATION OF PROCEEDS FROM INITIAL PUBLIC OFFER

During the Financial Year 2015-16, funds were raised pursuant to an Initial Public Offering (IPO) For:

- Repayment/Pre-payment in full or part of certain loans availed by the Company's Subsidiary viz. MEP Infrastructure Private Limited (MIPL), and
- General Corporate Purposes.

The amount was utilized fully as on 31 March 2016 as follows:

Particulars	₹ (in lakhs)
I) Issue Proceeds	32,400.00
Less : Issue Expenses accounted upto 31 March 2016	(1,869.53)
<b>Net Proceeds from IPO</b>	<b>30,530.47</b>
II) Amount utilized upto 31 March 2016	
(a) Prepayment/repayment loans availed by subsidiary (MEP Infrastructure Private Limited)	26,233.19
(b) General Corporate Purposes	4,297.28
<b>Net Proceeds from IPO</b>	<b>30,530.47</b>
III) Amount unutilized as on 31 March 2016 (in case, if any)	-

## 29.12 JOINTLY CONTROLLED ENTITIES

The Group's share of total assets, liabilities, income, expenses, contingent liabilities and capital commitments in jointly controlled entities considered in these Consolidated Financial Statements are as under:

(Currency: Indian rupees in lakhs)

Particulars	31 March 2016	31 March 2015
<b>a) Assets</b>		
Tangible Fixed Assets	54.16	-
Long term loans and advances	171.86	-
Cash and bank balances	89.05	0.33
Short-term loans and advances	62.75	-
Other current assets	1.87	-
<b>b) Liabilities</b>		
Short-term borrowings	647.81	-
Trade Payables	1.63	-
Other current liabilities	170.08	0.06
<b>c) Income</b>		
Revenue from operations	10,160.74	-
Other income	18.25	-
<b>d) Expenses</b>		
Operating and maintenance expenses	10,171.96	-
Employee benefit expenses	271.15	-
Finance costs	20.38	-
Depreciation and amortisation	60.30	-
Other expenses	99.47	0.06
<b>e) Contingent liabilities</b>	-	-
<b>f) Capital commitments</b>	-	-

## Notes to the consolidated financial statements for year ended 31 March 2016

### 29.13 Additional information, as required under Schedule III to the Companies Act, 2013 of Parent Company, Subsidiaries and Jointly Controlled

#### Entities

(Currency: Indian rupees in lakhs)

Name of the Company	Net Assets				Share in Profit or Loss			
	31 March 2016		31 March 2015		31 March 2016		31 March 2016	
	As % of Consolidated net assets	Amount	As % of Consolidated net assets	Amount	As % of Consolidated Profit or loss	Amount	As % of Consolidated Profit or loss	Amount
MEP Infrastructure Developers Limited	579%	58,677.36	-114%	25,865.68	102%	2,673.50	-14%	1,615.12
<b>Subsidiaries</b>								
MEP Infrastructure Private Limited	-7%	(745.48)	104%	(23,560.62)	-130%	(3,412.86)	67%	(7,748.07)
Raima Ventures Private Limited	1%	65.20	3%	(637.96)	27%	703.16	7%	(859.84)
Rideema Toll Private Limited	-4%	(446.56)	2%	(514.06)	3%	67.50	6%	(723.11)
Baramati Tollways Private Limited (Through Rideema Toll Private Limited)	25%	2,532.16	-3%	624.75	16%	432.92	6%	(638.17)
Rideema Toll Bridge Private Limited	11%	1,138.71	-3%	578.01	-17%	(439.30)	-2%	208.42
MEP Nagzari Toll Road Private Limited	-5%	(486.98)	2%	(396.83)	-3%	(90.14)	1%	(153.87)
MEP IRDP Solapur Toll Road Private Limited	0%	(14.04)	0%	(24.41)	0%	10.37	0%	10.68
MEP Hyderabad Bangalore Toll Road Private Limited	23%	2,344.19	-3%	771.26	3%	66.44	12%	(1,404.92)
Raima Toll Road Private Limited	38%	3,836.66	-8%	1,789.46	43%	1,130.72	-9%	1,018.69
MEP Chennai Bypass Toll Road Private Limited	-92%	(9,342.36)	40%	(9,106.69)	-13%	(351.67)	38%	(4,432.85)
MEP Highway Solutions Private Limited	20%	2,019.55	-6%	1,257.47	23%	598.08	-4%	410.96
MEP RGSL Toll Bridge Private Limited (Formerly known as MEP Projects Private Limited)	25%	2,570.31	-4%	987.66	60%	1,582.65	-5%	621.43
Raima Toll and Infrastructure Private Limited (Formerly known as Raima Manpower and Consultancy Services Private Limited)	16%	1,616.15	-5%	1,129.22	18%	486.95	-4%	429.26
MEP Roads & Bridges Private Limited	2%	186.96	0%	70.42	4%	116.54	-1%	69.42
Mhaiskar Toll Road Private Limited	0%	0.24	0%	0.69	0%	(0.45)	0%	(0.31)
MEP Infra Constructions Private Limited	0%	0.25	0%	0.69	0%	(0.44)	0%	(0.31)
MEP TOLL & Infrastructure Private Limited	0%	0.25	0%	0.69	0%	(0.44)	0%	(0.31)
MEP Tormato Private Limited	8%	843.51	0%	(0.18)	-17%	(455.30)	0%	(1.18)
MEP Infraprojects Private Limited	0%	0.26	0%	0.68	0%	(0.44)	0%	(0.32)
<b>Jointly Controlled Entities</b>								
KVM Technology Solutions Private Limited	-1%	(59.74)	0%	(0.51)	-2%	(59.18)	0%	(0.84)
SMYR Consortium LLP	-4%	(380.09)	0%	-	-15%	(385.09)	0%	-
<b>Total</b>	<b>636%</b>	<b>64,356.51</b>	<b>5%</b>	<b>(1,164.57)</b>	<b>102%</b>	<b>2,673.52</b>	<b>100%</b>	<b>(11,580.12)</b>
<b>Total elimination</b>	<b>-536%</b>	<b>(54,230.11)</b>	<b>95%</b>	<b>(21,479.90)</b>	<b>-2%</b>	<b>(40.86)</b>	<b>0%</b>	<b>46.81</b>
	<b>100%</b>	<b>10,126.39</b>	<b>100%</b>	<b>(22,644.47)</b>	<b>100%</b>	<b>2,632.66</b>	<b>100%</b>	<b>(11,533.31)</b>



# Notes to the consolidated financial statements for year ended 31 March 2016

## 29.14 EXPENDITURE IN FOREIGN CURRENCY (ON ACCRUAL BASIS)

(Currency: Indian rupees in lakhs)

Particulars	31 March 2016	31 March 2015
Travelling expenses	4.68	0.81
Business promotion and advertisement expenses	4.90	-
Legal consultancy and professional fees	7.85	-
<b>Total</b>	<b>17.43</b>	<b>0.81</b>

## 29.15 PRIOR PERIOD EXPENSE (NET)

Prior period expense (net) in the Statement of Consolidated Profit and Loss for the year ended 31 March 2015 comprises charge towards maintenance cost paid to Authority of ₹ 50.88 lakhs, professional fees of ₹ 14.78 lakhs, ESIC of ₹ 1.50 lakhs, membership fees of ₹ 2.97 lakhs, Interest cost of ₹ 77.10 lakhs and prior period income of ₹ 40.89 lakhs towards reversal of share issue expenses charged in previous year.

## 29.16 OTHER MATTERS

Information with regards to other matters specified in Schedule III to the Act, is either nil or not applicable to the Company/Group for the year.

## 29.17 PREVIOUS YEAR COMPARATIVES

Previous year's figures have been reclassified wherever considered necessary to conform to the current year's presentation, details of the same are as follows:

(Currency: Indian rupees in lakhs)

Particulars	Note No	Amount as per previous year financials	Adjustments	Revised amount for previous year
Deferred tax liabilities (net)	14	-	6.98	6.98
Deferred tax assets (net)	14	9,419.97	6.98	9,426.95
Revenue from operations	22	198,426.03	2,451.72	200,877.75
Other income	23	5,703.62	(2,451.72)	3,251.90
Employee benefit expenses	25	7,155.90	455.45	7,611.35
Other expenses	28	3,556.35	(455.45)	3,100.90

As per our report of even date attached.

**For B S R & Co. LLP**

Chartered Accountants

Firm's Registration No: 101248W/W - 100022

**For Gokhale & Sathe**

Chartered Accountants

Firm's Registration No: 103264W

**For and on behalf of the Board of Directors of  
MEP Infrastructure Developers Limited**

CIN: L45200MH2002PLC136779

**Vijay Mathur**

Partner

Membership No: 046476

Mumbai

Date: 24 May 2016

**Yatin R. Vyavaharkar**

Partner

Membership No: 033915

Mumbai

Date: 24 May 2016

**Jayant D. Mhaiskar**

Managing Director

DIN: 00716351

**Anuya J. Mhaiskar**

Director

DIN: 00707650

**M. Sankaranarayanan**

Chief Financial Officer

Mumbai

Date: 24 May 2016

**Shridhar Phadke**

Company Secretary

# Corporate Information

## BOARD OF DIRECTORS

### Dattatray P. Mhaiskar

Chairman and Non-Executive Director

### Jayant D. Mhaiskar

Vice Chairman and Managing Director

### Anuya J. Mhaiskar

Non-Independent and Non-Executive Director

### Murzash Manekshana

Executive Director

### Khimji Pandav

Independent Director

### Vijay Agarwal

Independent Director

### Deepak Chitnis

Independent Director

### Preeti Trivedi

Independent Director

## COMPANY SECRETARY & COMPLIANCE OFFICER

### Shridhar Phadke

## JOINT STATUTORY AUDITORS

### B S R & Co. LLP

Chartered Accountants

### Gokhale & Sathe

Chartered Accountants

## REGISTERED OFFICE AND CORPORATE OFFICE

A 412, boomerang, Chandivali Farm Road, Near Chandivali Studio, Andheri (East), Mumbai 400 072.

Tel: 022 61204800 | Fax: 022 61204804

email: investorrelations@mepinfra.com

Website:www.mepinfra.com

## LENDERS TO OUR COMPANY & SUBSIDIARIES

IDFC Limited

Canara Bank

IIFCL

HDFC Limited

L&T Infrastructure Finance Company Limited

IDBI Bank

Allahabad Bank

Bank of India

Bank of Baroda

Dombivli Nagari Sahakari Bank Limited

The Kalyan Janata Sahakari Bank Limited

The Ambernath Jai-Hind Co-op Bank Limited

Janakalyan Sahakari Bank Limited

TJSB Sahakari Bank Limited

IFCI Ltd.



[www.mepinfra.com](http://www.mepinfra.com)