



Transforming Spaces, Enriching Lives.

Investor & Analyst Presentation

January - 2016

www.greenlamindustries.com

Disclaimer

This presentation and the accompanying slides (the “Presentation”), which have been prepared by Greenlam Industries Limited (the “Company”), have been prepared solely for information purposes and do not constitute any offer, recommendation or invitation to purchase or subscribe for any securities, and shall not form the basis or be relied on in connection with any contract or binding commitment whatsoever. No offering of securities of the Company will be made except by means of a statutory offering document containing detailed information about the Company.

This Presentation has been prepared by the Company based on information and data which the Company considers reliable, but the Company makes no representation or warranty, express or implied, whatsoever, and no reliance shall be placed on, the truth, accuracy, completeness, fairness and reasonableness of the contents of this Presentation. This Presentation may not be all inclusive and may not contain all of the information that you may consider material. Any liability in respect of the contents of, or any omission from, this Presentation is expressly excluded.

This presentation contains certain forward looking statements concerning the Company’s future business prospects and business profitability, which are subject to a number of risks and uncertainties and the actual results could materially differ from those in such forward looking statements. The risks and uncertainties relating to these statements include, but are not limited to, risks and uncertainties regarding fluctuations in earnings, our ability to manage growth, competition (both domestic and international), economic growth in India and abroad, ability to attract and retain highly skilled professionals, time and cost over runs on contracts, our ability to manage our international operations, government policies and actions regulations, interest and other fiscal costs generally prevailing in the economy. The company does not undertake to make any announcement in case any of these forward looking statements become materially incorrect in future or update any forward looking statements made from time to time by or on behalf of the company.

Contents



Overview
Slide 4

Our Product Range
Page 8



We have what it takes to be No.1
Page 16

Brand Investments for Growth
Page 24



What Lies Ahead...
Page 29

Financials
Page 39



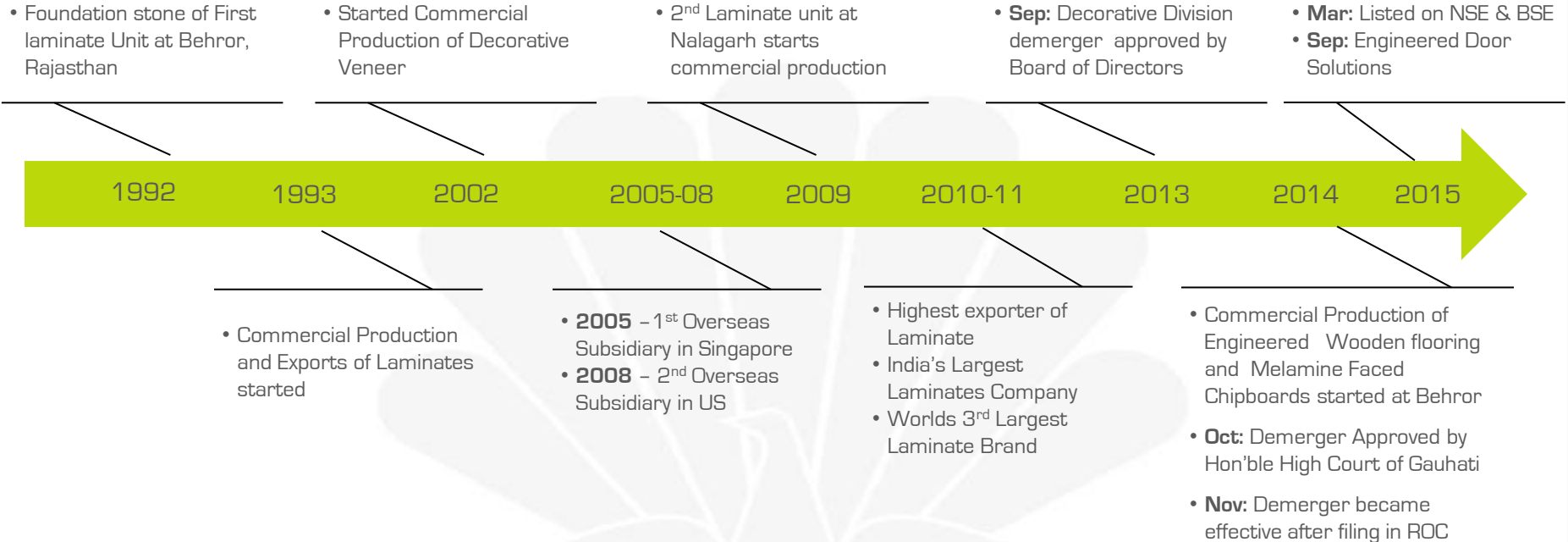
Unique
interior
surfacing
company that
transforms
living spaces
into **beautiful
and aesthetic
spaces.**

The world's 3rd & Asia's largest laminate brand

Adorns interior. Enhances pride.

Respected for innovation. Growing international presence. Trusted by designers.

Transformation...



Today we are

India's only Integrated and Largest manufacturer of
Decorative Surfacing Products from Laminate & Wood Panel Industry



Product Offerings

Laminate & Allied

Veneer & Allied

Laminate



Compacts




MFC



Decorative Veneers



Engineered Wood flooring



Engineered Doors



HPL

Specialty

Interior

Exterior

RC& Lockers

Prelam

Postlam

Ply Based

MDF Based

Laminate Based

Natural, Teak & Engineered Variants

Laminates & Allied Products

Our Product Range

Laminates

- Laminates are decorative surface material, used on top of a substrate like plywood, MDF or a particle board as a surface cover
- Greenlam laminate is the flag ship brand of Greenlam Industries Limited
- Market Leader in Laminates with a wide range of over 2500+ decors in over 50 textures
- Greenlam offers
 - Both standard and specialized laminate
 - Dimensions offered : 3'X7', 4'x8', 4'x10', 4.25'x10', 5'x12'
 - Thickness: 0.5mm - 1.5mm



Compact Laminates


- Self Sustainable boards panels made with decorative surface papers with décor finish on both sides
- Our business is divided into three solutions
 - **BOARD | REST ROOM CUBICLE | FAÇADE CLADING**
- Greenlam Offers
 - Greenlam Anti-Bacterial Compact Laminates are "Green Guard - Children and School" certified
 - Lab Guardian – First to launch chemical resistant compact board in the country
 - Dimensions offered : 4'x8', 4'x10', 4.25'x10', 5'x12'
 - Thickness: 4mm – 25mm



Melamine Faced Chip Board

- MFC - Melamine Faced Chip Board is an engineered particle wood product
- Greenlam offers
 - Laminated MFC for the use in organised carpentry primarily by OEM's like modular furniture manufacturers, kitchen manufactures & like, supportig the laminate business
 - Vast World of coordinated colours patterns with matching edge bands
 - High Quality & Resolution with European and Japanese Decor Prints
 - Better Screw Holding Capacity
 - Smooth Surface Finish with precisely calibrated thickness
 - Dimension : 4'x8', 6'x8'

Structure of MFC – Pre Laminated



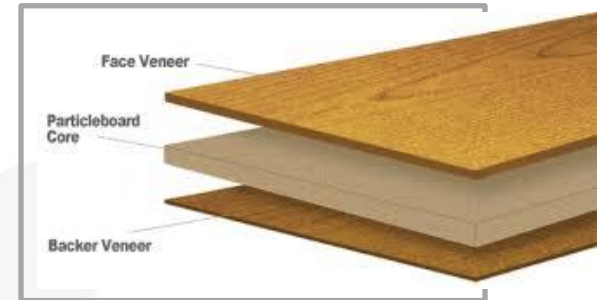
Decorative Veneer & Allied Products

Our Product Range

Decorative Veneers

- Largest manufacturer of Natural Wood Veneer in India with the largest manufacturing capacity
- Offers over 200+ exotic & imported natural veneer wood species
- We also added to the portfolio – Teak & Engineered Veneers
- Greenlam Offers
 - Many variants as compared to competition for various applications needs (Ply, MDF, Laminated Veneer & Fleece back)
 - We use high density hardwood plywood which provides durability and high product quality
 - Apart from the standard size of 4'x8', Greenlam offers specialised Demension like 4x10; 3x7 for door and panelling applications

Structure of a Veneer



Engineered Wood Flooring

- “Mi Casa , Su Casa” – Mikasa is the 1st Indian Brand of Engineered Wood Floors
- State of art manufacturing facility with Latest European technology
- Plant Integrated with decorative veneer facility driving better synergy in sourcing and manufacturing
- Highest range offering: 111 sku's
- All Raw Material & Hardwood imported from the best sources globally
- Fully supported with a warranty of upto 30 year , local expertise, pre; during and after sales
- Unique and proven glue less mechanism makes the installation of floors Durable & Convenient



Engineered Door Solutions (Door + Frame)*



- First organised company to launch engineered, factory finished, door solutions in the country
- Capacity : 120,000 Doors units / annum
- Investment : Rs 27 Crores
- Integrated with existing decorative veneer and engineered wood flooring, driving better synergy
- Facility in Behror, Rajasthan
- Operations commenced on 10th September 2015

We have what it takes to be No.1

Leadership in Manufacturing Capabilities

<i>Laminates & Compact Laminates</i>	12.02 mn Sheets *	Largest in Asia
<i>Decorative Veneers</i>	4.2 Mn Sqm	Largest in India
<i>Melamine Faced Chipboard - MFC</i>	2 Mn Sqm	Complements the Laminates & Allied Products
<i>Engineered Wood Flooring</i>	1 Mn Sqm	India's 1 st and only manufacturer
<i>Engineered Doors</i>	0.12 Mn Doors **	India's 1 st and only manufacturer

State of the Art Manufacturing Facilities



Behror Plant

Laminates (5.34 mn sheets)
Decorative Veneers
Engineered Wood Flooring
Engineered Doors

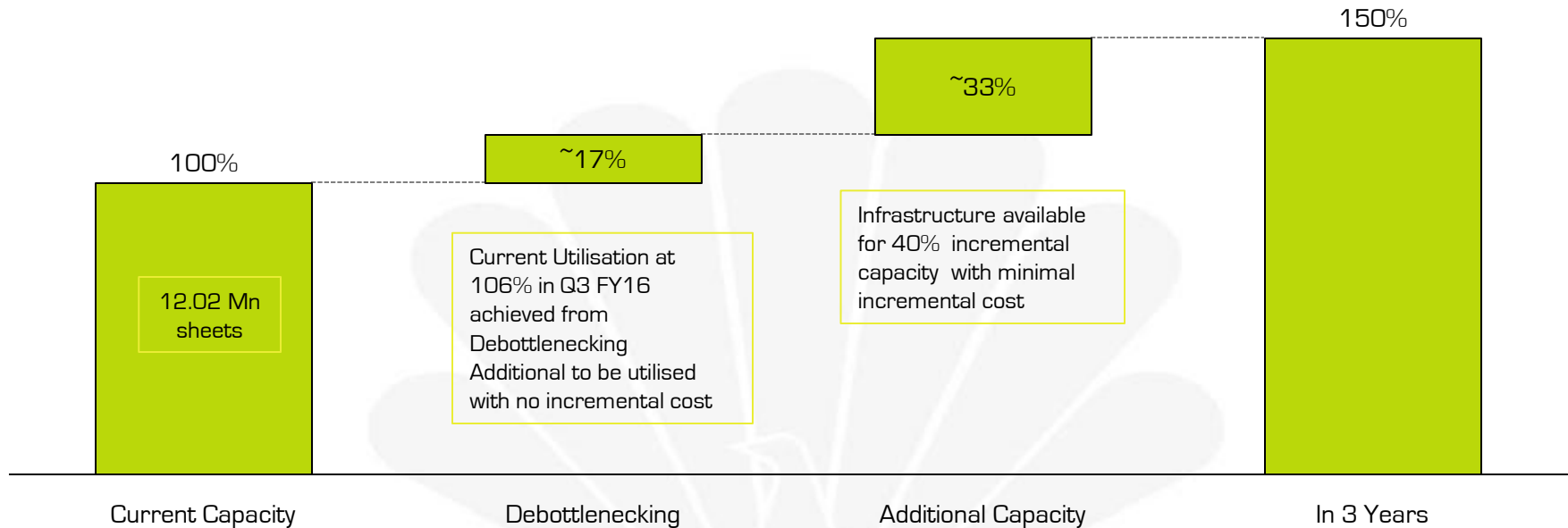
Nalagarh Plant

Laminates (6.68 mn sheets)

* 20% capacity added (2mn sheets) in Q2 FY16

** Operations commenced on 10th September 2015

Growth in Laminates...



...Without any significant capex in coming years

India Network Presence – The Core strength

Greenlam has the widest & largest sales and distribution network in India

Pan India Presence

With **9** Company owned large Regional Distribution Centers

29 Branch offices

Over **500** sales staff

12000+ distributors, dealers & retailers – Largest in the country

Global Network Presence

11 International offices
including 3 subsidiaries

Over **100+** overseas employee

5 Company operated warehouses

100+
Countries

Greenlam is the only company from India to have the largest sales and distribution network **Globally**

Brand Equity

Strong Brand Equity....

Strong brand presences across the globe

On awareness parameters, Greenlam enjoys the highest brand recall among specifier & homeowners*

Trusted brand by designers & architects, trade & consumers for innovation in design trend, quality, availability & transparency

Highest & sustained investment in brand building & promotion activities
(Highest in the industry)

* Brand health study

... with leading Awards and Recognitions



Largest exporter award from Plex council for FY2014 and FY2015 for Decorative Laminates

1st Non American brand to get Greenguard Certification

1st Company in the country to trade in FSC product

Green Credentials...



Presence across: B2B & B2C



Brand Investments for Growth

Domestic - Print Campaigns- Mikasa & Decowood



Mikasa
REAL WOOD FLOORS

THE CAMPAIGN TO FLOOR EVERYONE

We are excited to announce the launch of Mikasa Real Wood Floors. Show up to floor your campaign in the best idea and value proposition. With the best campaign launch, we hope to make every floor a Mikasa floor.

For a real experience with real wood, visit the QR code or call 1800-446-6444. In 2020 it's time to download the Mikasa brochure. www.mikasa.com | 1-800-446-6444



NOW EVERYONE IS CELEBRATING THE BEST IN WOOD

We are excited to announce the launch of Decowood's "CELEBRATE THE BEST IN WOOD" print campaign across leading design and lifestyle magazines. The campaign is a result of our dedication to creating Decowood's veneer to be matched with essential elements. Together, we hope to establish Decowood as the market leader and create www.decowood.com in the future.

decowood
PREMIUM VENEERS

ACETECH - 2015 (Delhi & Mumbai)

Asia's largest exhibition on Architecture, Construction and Design



Domestic - Mikasa

Mikasa Flooring Display Centre

Delhi



Mumbai



Mikasa Doors Display



International – Greenlam Laminates

Interzum 2015 - Germany



International Range Launch



What Lies Ahead...

An Ocean Of Opportunities

India - Opportunities

Rural Demand

- Expanding rural retail penetration
- Increasing exposure of branded products
- There are a total of 9391 towns in India (Census 2011)

Real Estate Demand

- Market size of real estate in India is expected to reach \$180 bn by 2020
- Growth in Real Estate led by lower interest rates to provide additional delta

Demography

- 60% of Indian population below 30 years of age
- Increasing aspirational value for the urban consumer
- Spending on furniture & hard furnishings expected to reach ~\$20 bn by 2016

Organized Market

- GST is expected to provide impetus to organised players
- Commercial establishments like: office, retail, hospitality and healthcare increasing demand for branded products

Government Initiatives

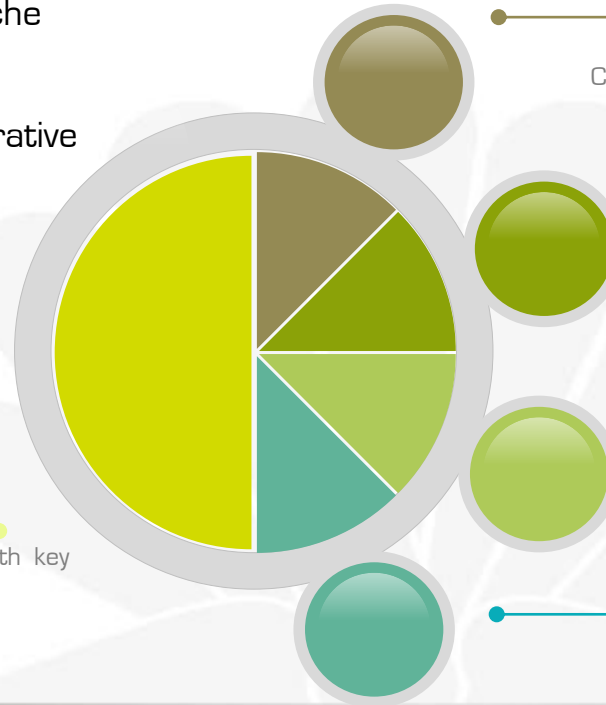
- Increasing thrust on building smart cities
- FTA initiatives with the European Union

India - Opportunities

Growing markets for Niche Products
One stop shop for all decorative surface solutions

Laminates

Continue to maintain leadership with key management focus



Compact Laminates

Growing market for uses across Cladding, restroom cubicles, lockers

Decorative Veneers

Offering more than 200 wood varieties to cater to the need for natural surfacing

Engineered Wood Flooring

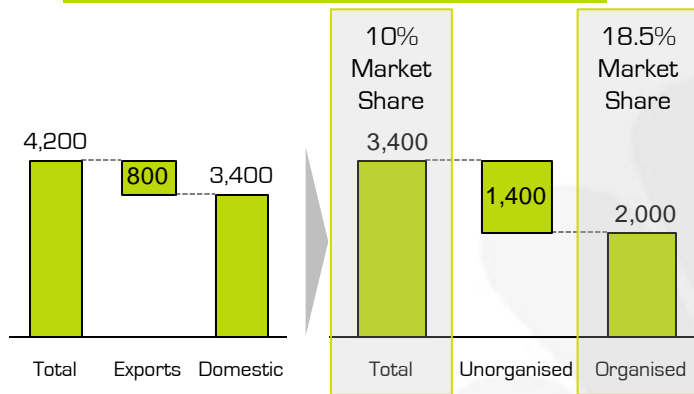
Natural wood flooring catering to the growing inspirational needs

Engineered Doors + Frames

Only company to launch factory finished Doors + Frames in India

India - Opportunities – Laminates & Allied

Laminates Market Size in Rs Crores



105% Utilization achieved with 12.02 mn sheets p.a in Q3 FY16



Further demand to be met by additional capacity

Decorative Laminates

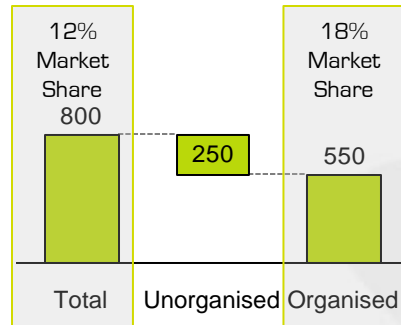
- New product launches will help in increasing the volume and value mix
- 20% Capacity expansion will help us gain more market share
- There is a visible shift from unorganised to organised segment
- Consumers are becoming more brand conscious

Compact Laminates

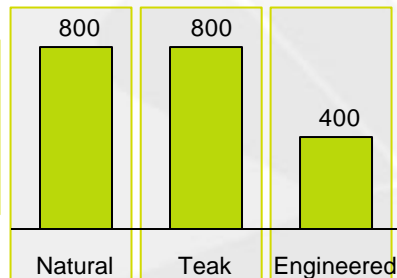
- Market expansion & growth in compact laminate segment
- **Façade** laminate is relatively a new product and is witnessing growth. Internationally façade laminate is a Big market and there are only few organised manufacturer in India
- Contemporary **Rest Room Cubicle** is also witnessing higher growth due to its vast acceptance and '**Swachh Bharat Mission**'

Opportunities – Decorative Veneers & Allied India Focused

Decorative Natural Veneer Market Size in Rs Crores



800 → 2000
With 2 new products
2.5 times
increase in segment



Decorative Veneers

- Expansion into 2 newer product lines – Teak & Engineered
- Largest installed capacity in the country
- Brand enjoys, high equity among specifier segment
- Recognised as a trend setter and innovator in the industry
- Limited manufacturers, hence opportunity to grow is high
- Only manufacturer to offer various product variants in multiple dimensions

Opportunities – Decorative Veneers & Allied India Focused



Engineered Wood Floors

- We are the first and only manufacturer of Engineered Wood Floors in the country
- The Market is estimated at 2Mn.sqm
- Mikasa's Installed capacity is 1Mn.Sqm
- Category is witnessing a 20-25% growth
- No organised player
- Majority demand met through regional import

Opportunities – Decorative Veneers & Allied India Focused



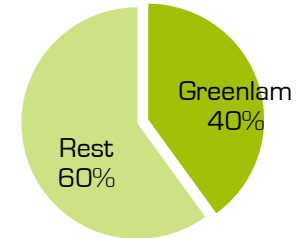
Engineered Doors (Door + Frame)

- Door (including flush door) market is estimated at 24mn annually
- Engineered Finished Door category is witnessing a 20-25% growth
- Greenlam is offering for the first time in India, ready to fit factory made, customised Door Solutions
- The solutions includes Aperture measurement, Door leaf, matching frame & hardware
- Greenlam's capacity at 120,000 units
- No organised players providing complete solution
- Greenlam will revolutionise the category by its complete offering

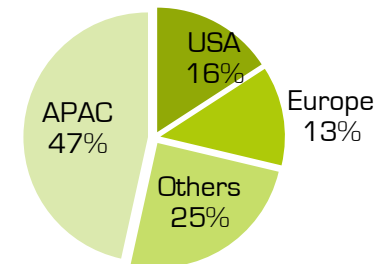
International Opportunities – Laminates & Allied

- Laminates industry globally is at \$7 Bn growing by 2% p.a.
- According to a study done by *Freedonia Group* the industry is expected to grow by 5.6% per year till 2018 reasons being
 - Increasing manufacturing of cabinets and ready-to-assemble (RTA) furniture made from engineered wood and laminates; Furniture and cabinets form 70% of the market as per usage
 - Cost and performance benefits Vs Wood Veneer and Paint
 - Increased market penetration
- Greenlam Exports grew at a CAGR of 22% over the past 5 years,
 - Premiumisation to unlock additional value
 - Value Proposition for the market – Top of the class, Superior quality, Top line international certifications & efficient manufacturing
 - Capitalise on existing network

Indian laminate exports Rs 800 Crs



Greenlam Exports FY15



Asia – Pacific (Excluding India)



- Asia Pacific market covers 15 countries
- Market Size – \$1.5 Billion
- This market is growing by 5%
- Greenlam has 7 offices in the region
- Major resources deployed in Asia PAC with higher scope for growth

Other Markets

European market

- Europe market covers 16 countries
- Market growth is stagnant
- Office in UK

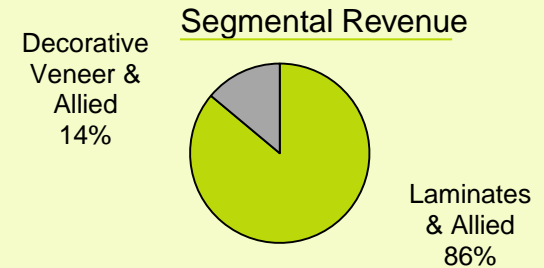
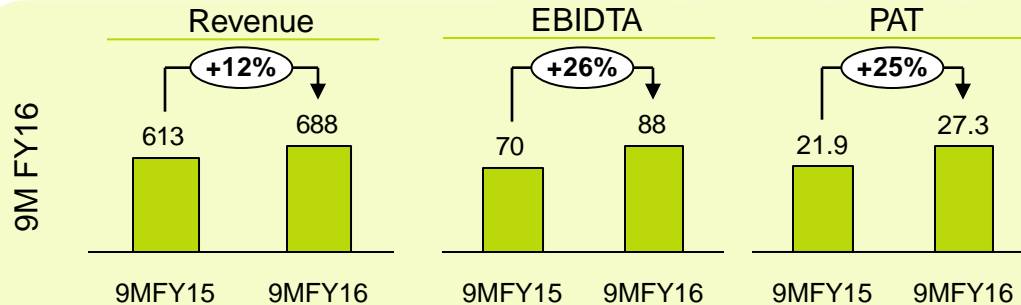
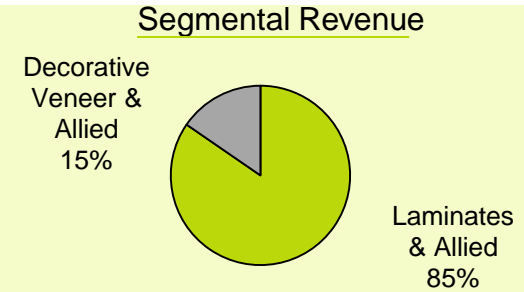
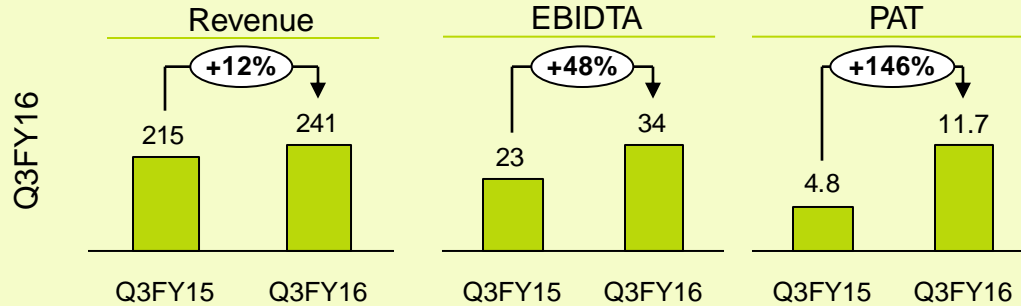
North & South America markets

- Covers 11 countries
- This market is growing by 2%
- 2 Offices in United States



Financials

Performance - Q3 & 9MFY16



Best performance since listing in Q3 FY16

- ★ 12% Revenue growth led by good performance in
 - Domestic Sales with growth of 21%
 - Decorative veneers with growth of 63% backed by new launches
- ★ 48% Operating Profit growth
- ★ 14% Operating margin
- ★ 146% PAT growth
- ★ 4.8% PAT Margin
- ★ 106% Laminate capacity utilisation on enhanced capacity of 12.02 mn sheets
- ★ 38% Veneer capacity utilisation led by launch of Teak & Engineered variant
- ★ 4.67 Revenue from Engineered wooden flooring at Rs. 4.67 cr
- ★ 1st Export Consignment of Engineered Doors in November, 2015

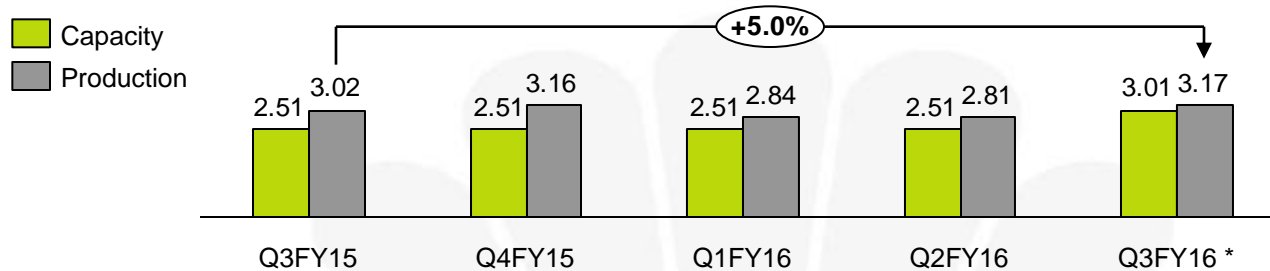
Laminates & Allied Products

Rs. Crores	Q3FY16	Q3FY15	YoY%	Q2FY16	QoQ%	9MFY16	9MFY15	YoY%	FY15
Net Sales of Laminates & Allied Products	203.8	192.9	5.6%	199.7	2.1%	592.2	547.7	8.1%	745.2
<i>EBIDTA Margin %</i>	15.9%	10.9%	503 bps	13.0%	286 bps	13.6%	10.5%	305 bps	10.1%
Capital Employed	313.3	355.3		322.0		313.3	355.3		331.8

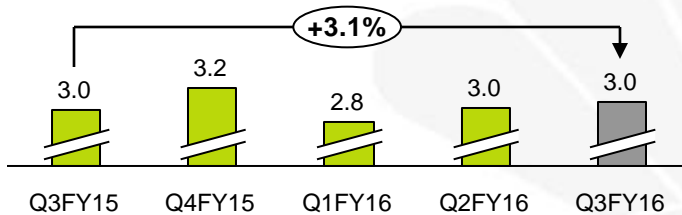
Note: The segments were formed post demerger, hence data for the previous period not available

Laminates & Allied Products

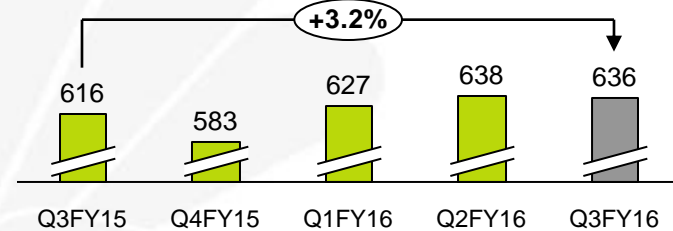
Production and Capacity (Quarterly) in Mn Sheets



Sales in Mn Sheets



Average Realisation (Rs/Sheet)



* New capacity of 2 mn sheets p.a. introduced at the end of Q2 FY16
Current Annual Capacity of 12.02 mn sheets

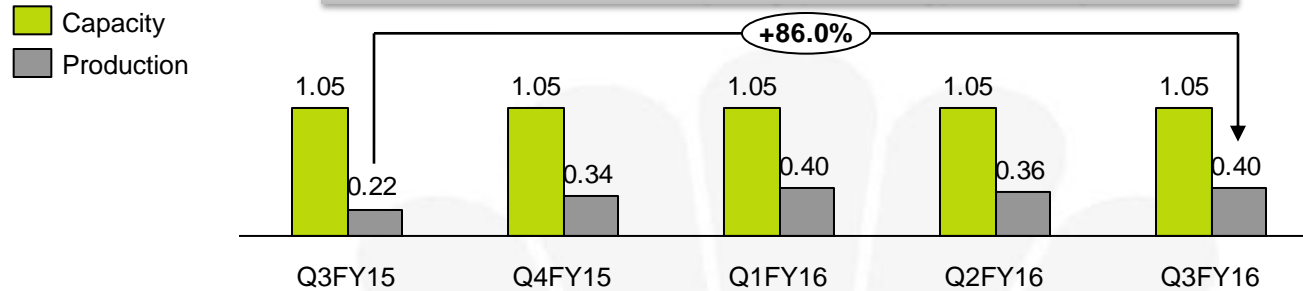
Decorative Veneers & Allied Products

Rs. Crores	Q3FY16	Q3FY15	YoY	Q2FY16	QoQ	9MFY16	9MFY15	YoY	FY15
Net Sales of Decorative Veneers & Allied Products	37.1	21.9	70.0%	30.4	22.2%	95.8	65.7	45.9%	99.4
EBIDTA Margin %	3.9%*	8.6%	-472 bps	10.9%*	-699 bps	7.9%	18.7%	-1,089 bps	17.5%
Capital Employed	187.1	130.0		174.6		187.1	130.0		142.4

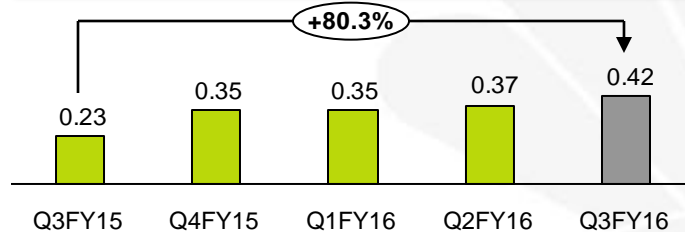
* Margins were impacted due to losses from new products which are going through a period of stabilisation

Decorative Veneers

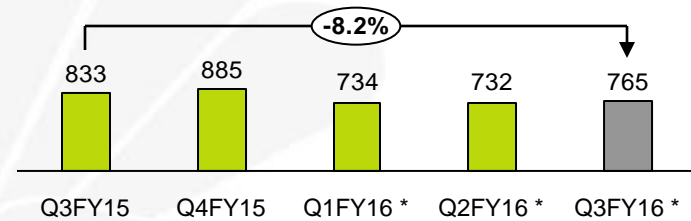
Production and Capacity (Quarterly) in Mn Sqmt



Sales in Mn Sqmt



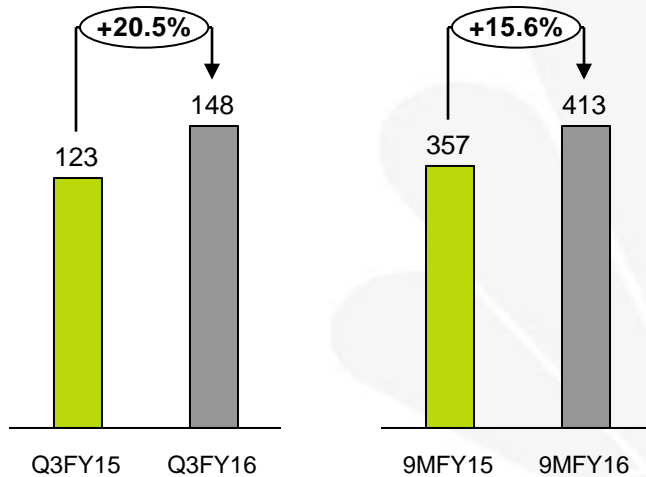
Average Realisation (Rs / Sqmt)



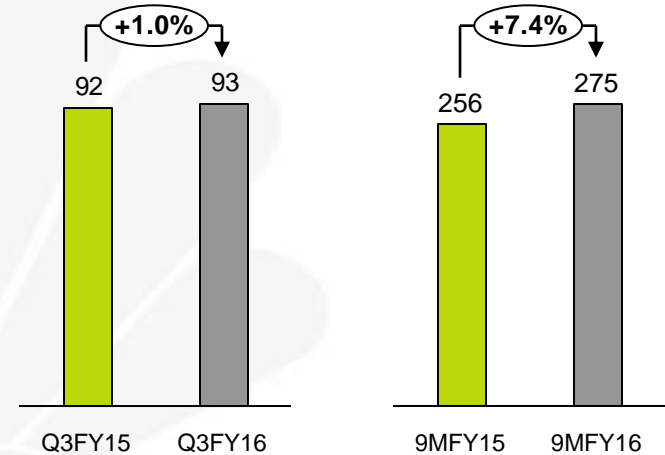
* Launch of new variants at competitive price points

Geographic Segments

Domestic (Rs Crores)



Exports (Rs Crores)



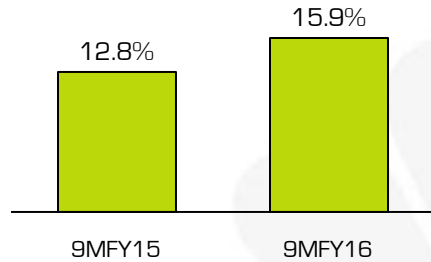
Profit and Loss

Rs. Crores	Q3 FY16	Q3 FY15	YoY	9M FY16	9M FY15	YoY	FY15
Revenue	240.9	214.8	12.2%	688.0	613.4	12.2%	844.6
Raw Material	129.9	130.1		384.5	373.0		511.5
Employee Cost	27.4	20.8		77.7	59.1		78.9
Other Expenses	49.9	41.0		137.8	111.2		161.3
EBITDA	33.9	22.9	48.2%	88.0	70.1	25.6%	92.9
<i>EBITDA Margin</i>	<i>14.1%</i>	<i>10.6%</i>		<i>12.8%</i>	<i>11.4%</i>		<i>11.0%</i>
Other Income	0.2	0.3		0.7	1.1		1.4
Interest	6.1	7.0		21.3	19.9		26.8
Depreciation	8.0	8.1		23.2	22.2		30.2
Exceptional Item	1.1	1.1		0.5	1.5		1.8
PBT	18.9	6.9		43.8	27.6		35.5
Tax	7.3	2.2		16.5	5.7		8.9
PAT	11.7	4.7	145.9%	27.3	21.9	38.5%	26.6
<i>Cash Accrual</i>	<i>19.7</i>	<i>12.9</i>	<i>53.1%</i>	<i>50.4</i>	<i>44.1</i>	<i>14.2%</i>	<i>56.8</i>
<i>Cash Accrual Margin</i>	<i>8.2%</i>	<i>6.0%</i>		<i>7.3%</i>	<i>7.2%</i>		<i>6.7%</i>

* Margins were impacted due to losses from new products which are going through a period of stabilisation

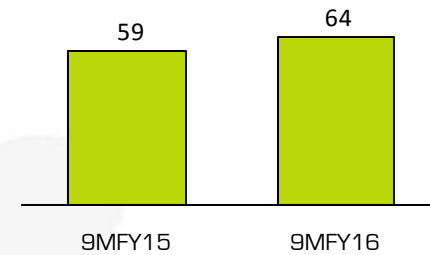
Performance Ratios

ROCE



	9MFY15	9MFY16
Revenue	613.4	688.0
EBIT	47.5	65.1
PAT	21.9	27.3
Capital Employed	494.3	546.9

Net Working Capital Days



	9MFY15	9MFY16
Inventory	84	80
Debtors	55	53
Creditors	79	68
Net Working Capital	59	64

Balance Sheet

Rs. Crores	Sep – 15	Mar – 15
Shareholder's Fund	242.7	227.1
Share capital	12.1	12.1
Reserves & Surplus	230.6	215.0
Non-Current Liabilities	190.2	197.7
Long term borrowings *	160.7	174.5
Other Non Current Liabilities	29.5	23.2
Current Liabilities	311.7	289.0
Short Term Borrowings / Buyers Credit	119.0	93.0
Trade Payables	172.5	176.5
Other current liabilities	20.2	19.5
Total Liabilities	744.6	713.8

Rs. Crores.	Sep - 15	Mar - 15
Non-Current Assets	363.2	346.7
Fixed assets	338.0	320.6
Non-Current Investments	17.5	17.5
Other Non-Current Assets	7.7	8.6
Current Assets	381.4	367.1
Inventories	203.2	188.1
Trade receivables	124.4	118.1
Cash and Bank Balances	1.7	2.9
Other current assets	52.1	58.0
Total Assets	744.6	713.8

* Includes amounts due for repayment with in one year

Way ahead...

- Continue the Growth momentum in
 - Laminate & maximize the utilization of existing capacity
 - Expanding the distribution network for newer variants of Veneer.
- Continue expansion of sales & distribution network
- Enhance the sales & distribution network for Brand “Mikasa”
 - Engineered Wood Flooring
 - Engineered Wood Doors & Frames

Board Members



Mr. Shiv Prakash Mittal
Chairman



Mr. Saurabh Mittal
Managing Director & CEO



Ms. Parul Mittal
Director Marketing & Design



Mr. Vijay Kumar Chopra
Independent Director



Ms. Urvashi Saxena
Independent Director



Ms. Sonali Bhagwati Dalal
Independent Director

Management Team



Saurabh Mittal

Managing Director &
CEO



Parul Mittal

Director Design & Marketing



Ashok Sharma

Chief Financial
Officer



B L Sharma

President - Plant
Operations



Deepak Aadhar

Vice President -
HR, CSR, IT & Admin



Alex Joseph

Vice President -
Marketing



Anuj Sangal

Country Head Sales -
Laminate & Allied
Vertical



Anil Tyagi

Country Head Sales -
Flooring Vertical



Shivaji Mohinta

Country Head Sales -
Decorative Veneers



Lokesh Dutt

Vice President -
International Exports

Thank You

For further information, please contact:

Company :

Greenlam Industries Ltd.
CIN: L21016AS2013PLC011624

Mr. Ashok Sharma - CFO
Email: ashok.sharma@greenlam.com

www.greenlamindustries.com

Investor Relations Advisors :

Strategic Growth Advisors Pvt. Ltd.
CIN: U74140MH2010PTC204285

Ms. Ruchi Rudra/ Ms. Neha Shroff
rruchi@sgapl.net / sneha@sgapl.net

www.sgapl.net