

Greenlam/2020-21
July 28, 2020



The Manager,
BSE Limited
Department of Corporate Services
Floor 25, P.J. Towers, Dalal Street
Mumbai - 400 001
Fax No. 022-2272-3121/1278/1557/3354
Email: corp.relations@bseindia.com

The Manager,
National Stock Exchange of India Ltd.
Exchange Plaza, Bandra Kurla Complex,
Bandra (E)
Mumbai - 400 051
Fax No. 022-2659-8237/8238/8347/8348
Email: cmlist@nse.co.in

BSE Scrip Code: **538979**

NSE Symbol: **GREENLAM**

SUB: Result Presentation

Dear Sir/ Madam,

Pursuant to applicable provisions of SEBI (Listing Obligations and Disclosure Requirements) Regulations, 2015 please find enclosed the Presentation on the Q1 FY 21 Financial Results of the Company.

The above is for your reference and record.

Thanking You,
Yours faithfully,

For **GREENLAM INDUSTRIES LIMITED**

A handwritten signature in blue ink, appearing to read 'Prakash Kumar Biswal', is written over a circular blue stamp.

PRAKASH KUMAR BISWAL
COMPANY SECRETARY &
VICE PRESIDENT - LEGAL



Encl: As Above



Results Presentation

Q1 FY21

July 28, 2020

Safe Harbour

This presentation and the accompanying slides (the “Presentation”), which have been prepared by Greenlam Industries Limited (the “Company”), have been prepared solely for information purposes and do not constitute any offer, recommendation or invitation to purchase or subscribe for any securities, and shall not form the basis or be relied on in connection with any contract or binding commitment whatsoever. No offering of securities of the Company will be made except by means of a statutory offering document containing detailed information about the Company.

This Presentation has been prepared by the Company based on information and data which the Company considers reliable, but the Company makes no representation or warranty, express or implied, whatsoever, and no reliance shall be placed on, the truth, accuracy, completeness, fairness and reasonableness of the contents of this Presentation. This Presentation may not be all inclusive and may not contain all of the information that you may consider material. Any liability in respect of the contents of, or any omission from, this Presentation is expressly excluded.

This presentation contains certain forward looking statements concerning the Company’s future business prospects and business profitability, which are subject to a number of risks and uncertainties and the actual results could materially differ from those in such forward looking statements. The risks and uncertainties relating to these statements include, but are not limited to, risks and uncertainties regarding fluctuations in earnings, our ability to manage growth, competition (both domestic and international), economic growth in India and abroad, ability to attract and retain highly skilled professionals, time and cost over runs on contracts, our ability to manage our international operations, government policies and actions regulations, interest and other fiscal costs generally prevailing in the economy. The company does not undertake to make any announcement in case any of these forward looking statements become materially incorrect in future or update any forward looking statements made from time to time by or on behalf of the company.



aculturecalled
bettering

Its a belief driven by our values to thrive improvement across
business segments

Our 'bettering' culture is visible in..



Product

Marketing

Service Solutions

Manufacturing

bettering

Network

Infrastructure

People

Financials

Product Portfolio

Decorative Laminate & Allied Products

Laminates	Compact Panels	MFC
Commodity to Premium products	Standard Compact Panels Lab Guardian Restroom & Locker Solutions Clads – Façade Panels Stratus Kitchen Solutions	Melamine Faced Chip Board



Greenlam
LAMINATES



NEW-AGE LAMINATES FROM GREENLAM



CLADS
EXTERIOR GRADE COMPACT LAMINATES



Sturdo
RESTROOM CUBICLES AND LOCKER SOLUTIONS



MFC
MELAMINE FACED CHIPBOARDS

Veneer & Allied Products

Decorative Veneer	Mikasa Floor	Mikasa Door
Natural Veneer Teak Veneer Engineered Veneer	Engineered Wood Floor & matching accessories	Engineered Wood Door and Doorsets (Door + Frames)



PREMIUM VENEERS
NATURAL | TEAK | ENGINEERED





Un-audited Consolidated Financials

Q1 FY21

COVID – 19 Impact & Response

- COVID-19 pandemic has resulted in lockdowns by various countries including India leading to severe disruption in business in domestic as well as international markets
- Our Behror and Nalagarh plants were forced to shut down on March 22 and 24, 2020 respectively
- Post obtaining necessary government approvals Behror plant restarted its operations on April 20, 2020 and Nalagarh plant on April 25, 2020. Corporate Office was opened from May 04, 2020 and subsequently branch offices were also operationalized
- During the lockdown, management reviewed the cost structure in detail and prudently ensured cost optimization on various heads
- Introduced commodity line of product range, '**Greenlam Decoliner**', in order to cater to various price points and expand market reach
- Conducted '**In Shop Hygiene Activity**' for our dealers & distributors with COVID-19 message soft merchandise. This was covered in 43 cities and 1270 outlets and helped them in restarting their businesses
- Introduced special initiative '**Decowood Cares**' – which will provide **COVID Insurance cover and Safety Hygiene kit**", as a mark of our commitment towards the well-being of our partners to keep the eligible contractors safe at their workplace

COVID – 19 Impact & Response

- Undertaken **TVC advertisement** after a long time span. These TVC are aimed at highlighting anti-bacterial properties of the laminates which Greenlam has been producing since last 10 years.
- Apart from **anti-bacterial certifications**, Greenlam's products confirms to many global certifications accepted worldwide
- Due to the lockdowns, April month was a washout, whereas with easing of lockdown restrictions, May and June saw gradual recovery in sales
- Complete financial prudence was adopted and no loan moratorium was availed from our bankers. We had enough unutilized working capital limits available to support liquidity requirements
- In Q1, domestic business operated at 30% and international business at 85% of pre COVID levels. Overall business is operating at 55% of pre COVID levels
- Even currently, there are region wise lockdowns/restrictions which are imposed in domestic markets and in international markets several countries are still under restrictions which is creating pressure on demand

Consolidated Financial Performance – Q1FY21

- Consolidated Net Revenue for the quarter de-grew by 44.6% to INR 160.4 Crores as compared to INR 289.5 Crores in Q1FY20
- Laminate revenue de-grew by 40.7% to INR 145.6 crores in Q1FY21 as compared to INR 245.6 crores in Q1FY20
 - Domestic laminate revenue de-grew by 65.7% in value terms and volumes de-grew by 54.5%
 - International laminate revenues de-grew by 12.9% in INR value and volumes de-grew by 21.1% for the quarter
- Revenues of decorative veneer business de-grew by 75.4% to INR 6.2 crores in Q1FY21 from INR 25.4 crores in Q1FY20, volumes de-grew by 73.5%
- Revenues of engineered wood flooring business de-grew by 70.9% to INR 3.3 crores as against INR 11.5 crores in Q1FY20
- Revenues of engineered door business de-grew by 27.4% to INR 5.2 crores as against INR 7.1 crores in Q1FY20

Consolidated Financial Performance – Q1FY21

- Gross Margin improved by 20 bps to 49.7% in Q1FY21 from 49.5% in Q1FY20
- Gross margin in absolute terms declined by 44.4% to INR 79.7 crores in Q1FY21 as compared to INR 143.5 crores in Q1FY20
- EBIDTA margin de-grew by 540 bps to 4.9% in Q1FY21 from 10.3% in Q1FY20
- EBIDTA de-grew by 73.7% to INR 7.9 crores in Q1FY21 as comparison to INR 29.9 crores in the Q1FY20
- The quarter saw a net loss of INR 7.7 crores as against net profit of INR 8.4 crores in corresponding quarter last year
- Working capital cycle was distorted and stood at 218 days for the quarter. This is due to severe decline in sales and inventory built up as most of our raw material is imported. Going forward this is likely to get corrected

Consolidated Financial Performance

Profit and Loss Statement

INR Crores	Q1FY21	Q1FY20	YoY%	Q4FY20
Revenue	160.4	289.5	-44.6%	324.0
Raw Material	80.7	146.1		161.4
Gross Profit	79.7	143.5	-44.4%	162.6
Gross Margin %	49.7%	49.5%	20 bps	50.2%
Employee Cost	40.8	52.3		58.6
Other Expenses	31.0	61.3		58.8
EBITDA	7.9	29.9	-73.7%	45.2
EBITDA Margin %	4.9%	10.3%	(540) Bps	14.0%
Other (Income)/Cost	(1.0)	(0.3)		(2.3)
Interest	5.0	4.5		5.2
Depreciation	13.5	9.4		14.2
PBT	-9.5	16.2		28.1
PBT Margin %	-5.9%	5.6%		8.7%
Tax	-1.8	7.9		6.4
PAT	-7.7	8.4		21.7
PAT Margin %	-4.8%	2.9%		6.7%

Consolidated Financial Performance

Laminates & Allied Segment

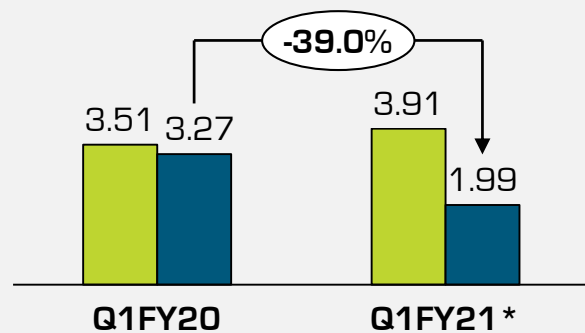
INR Crores	Q1FY21	Q1FY20	YoY%	Q4FY20
Net Revenue from Operations	145.6	245.6	-40.7%	283.6
Gross Profit	73.5	123.6	-40.6%	142.3
Gross Margin %	50.5%	50.3%	20 bps	50.2%
EBIDTA	12.3	30.8	-60.0%	44.9
EBIDTA Margin %	8.5%	12.6%	(410) bps	15.8%
Capital Employed	501.9	449.0		453.4

Consolidated Financial Performance

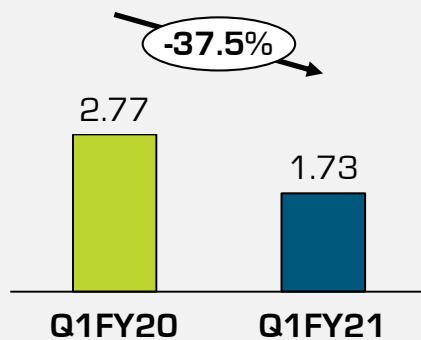
Laminates & Allied Segment



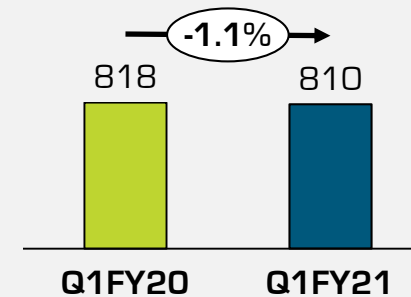
Production and Capacity (Mn Sheets)



Sales (Mn Sheets)



Average Realisation (INR / Sheet)



Capacity Production

*Capacity Increased by 1.6 Mn Sheets w.e.f from Sep 2019

Consolidated Financial Performance

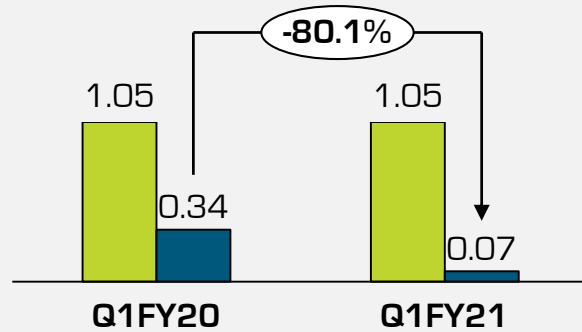
Veneers & Allied Segment

INR Crores	Q1FY21	Q1FY20	YoY%	Q4FY20
Net Revenue from Operations	14.7	44.0	-66.5%	40.4
Gross Profit	6.2	19.8	-68.7%	20.3
Gross Margin %	42.1%	45.1%	(300) bps	50.2%
EBIDTA	(4.5)	(1.0)		0.3
EBIDTA Margin %	-30.3%	-2.2%		0.7%
Capital Employed	241.9	226.4		238.0

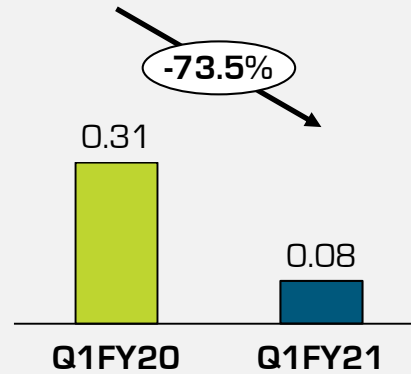
Consolidated Financial Performance

Decorative Veneers

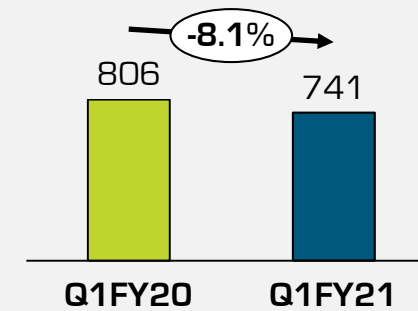
**Production and Capacity
(Mn Sqmt)**



**Sales
(Mn Sqmt)**



**Average Realisation
(INR / Sqmt)**



Capacity Production

Consolidated Financial Performance

Engineered Wooden Floors

INR Crores	Q1FY21	Q1FY20	YoY%	Q4FY20
Revenue	3.3	11.5	-70.9%	9.2
EBITDA	(1.5)	(1.3)		(1.1)
Capacity Utilization	11%	18%		16%

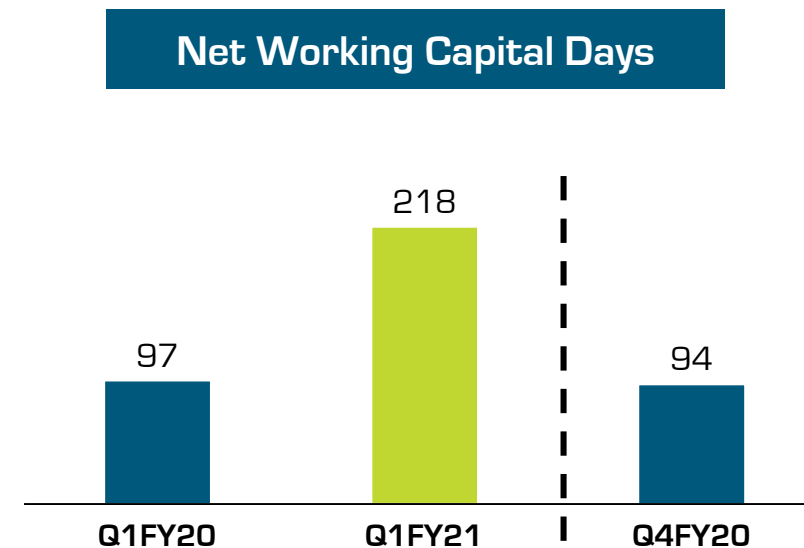
Engineered Wooden Doors

INR Crores	Q1FY21	Q1FY20	YoY%	Q4FY20
Revenue	5.2	7.1	-27.4%	7.3
EBITDA	(0.9)	(1.2)		(0.9)
Capacity Utilization	24%	19%		28%

Consolidated Financial Performance

Operating Parameters- Net Working Capital (Days)

In Days	Q1FY20	Q1FY21	Q4FY20
Inventory	111	234	104
Debtors	43	70	39
Creditors	56	86	49
Net Working Capital	97	218	94

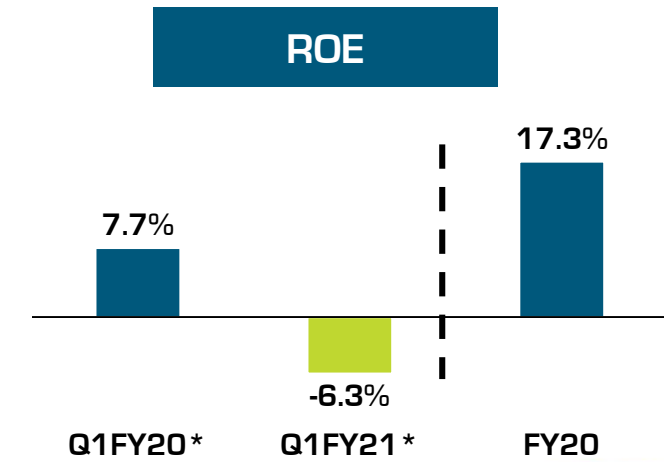
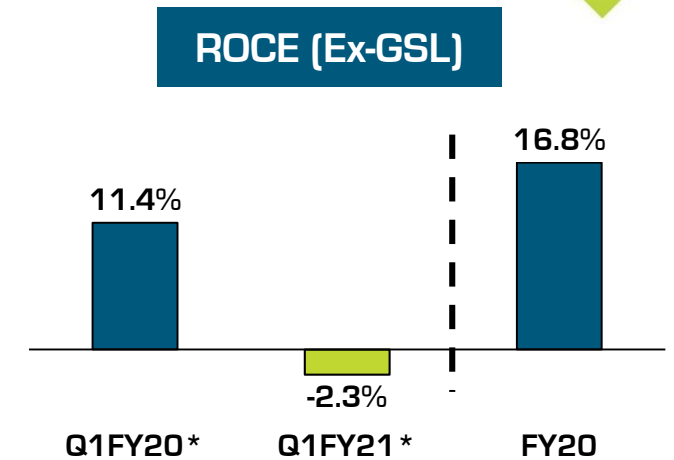


Consolidated Financial Performance

Return Ratios – ROCE & ROE

INR Crores	Q1FY20	Q1FY21	FY20
EBIT	20.7	-4.5	130.2
PAT	8.4	-7.7	86.7
Capital Employed	724.2	848.7	819.4
Capital Employed (Ex- GSL)	724.2	803.7	774.4
Net Worth	436.8	493.5	500.7
ROCE	11.4%	-2.1%	15.9%
ROCE (Ex-GSL)	11.4%	-2.3%	16.8%
ROE	7.7%	-6.3%	17.3%

GSL – Greenlam South Ltd.



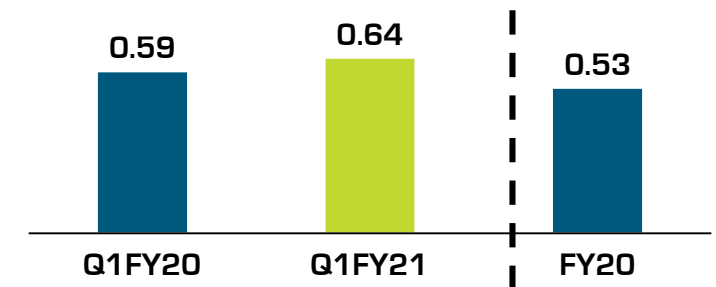
* Annualized Basis

Consolidated Financial Performance

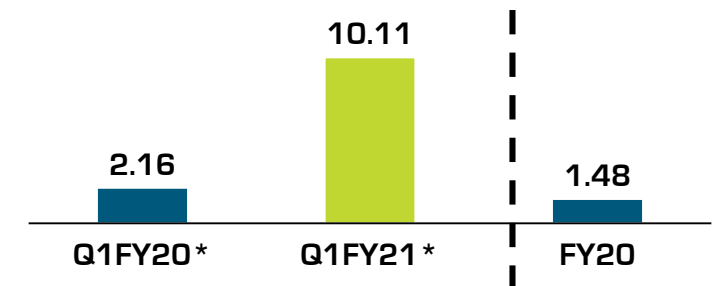
Debt Position

INR Crores	Q1FY20	Q1FY21	FY20
Long Term Debt (Including current portion)	101.6	129.4	117.5
Short Term Debt	163.1	203.0	176.7
Total Debt	264.7	332.4	294.2
Cash & Bank Balance	6.5	14.3	30.7
Net Debt	258.2	318.2	263.4
Net Worth	436.8	493.5	500.7
EBIDTA	29.9	7.9	178.2
Net Debt – Equity Ratio	0.59	0.64	0.53
Net Debt-EBITDA Ratio	2.16	10.11	1.48

Net Debt-Equity Ratio



Net Debt-EBITDA Ratio



* Annualized Basis

For further information, please contact:

Company :

Greenlam Industries Ltd.
CIN: L21016AS2013PLC011624

Mr. Ashok Sharma - CFO

Email: ashok.sharma@greenlam.com

www.greenlamindustries.com

Investor Relations Advisors :

Strategic Growth Advisors Pvt. Ltd.
CIN: U74140MH2010PTC204285

Mr. Shogun Jain / Ms. Ami Parekh

shogun.jain@sgapl.net / ami.parekh@sgapl.net

+91 77383 77756 / +91 8082466052

www.sgapl.net