



MOREPEN



Date: 06/08/2025

To,

National Stock Exchange of India Ltd.
Exchange Plaza, Bandra Kurla Complex,
Bandra (East), Mumbai- 400 051
Symbol: MOREPENLAB

BSE Limited

Phiroze Jeejeebhoy Towers,
Dalal Street, Mumbai- 400 001
Scrip Code: 500288

Subject: Investor Presentation – Q1' FY26

Dear Sir/ Madam,

Please find enclosed the **Investor Presentation – Q1' FY26** based on the financial performance of the company for the quarter ended 30th June 2025.

Kindly take aforesaid on record.

Thanking you,

Yours faithfully,

For Morepen Laboratories Limited

Vipul Kumar Srivastava
Company Secretary
F-12148

Encl.: a/a.

Morepen Laboratories Limited

CIN NO. L24231 HP1984PLC006028

Corp. Off.: 2nd Floor, Tower C, DLF Cyber Park, Udyog Vihar-III, Sector-20, Gurugram, Haryana-122016, INDIA
TEL.: +91 124 4892000, E-mail: corporate@morepen.com, Website: www.morepen.com

Regd. Off.: Morepen Village, Malkumajra, Nalagarh Road, Baddi, Distt. Solan (H.P.) -173205, INDIA
Tel.: +91 1795 266401-03, 244590, Fax: +91 1795 244591, E-mail: plants@morepen.com



MOREPEN

Q1'FY26
INVESTOR
PRESENTATION

MOREPEN LABORATORIES LIMITED



SAFE HARBOUR

This investor presentation has been prepared for general information purposes in respect of Morepen Laboratories Limited ("Company") together with its subsidiary, as applicable (together, with the Company, the "Group") only, without regard to any specific objectives, suitability, financial situations and needs of any particular person and does not constitute a prospectus or placement memorandum or any recommendation or form part of any offer or invitation, directly or indirectly, in any manner, or inducement to sell or issue, or any solicitation of any offer to purchase or subscribe for, any securities of the Company in any jurisdiction, nor shall it or any part of it or the fact of its distribution form the basis of, or be relied on in connection with, any contract or commitment therefor. This presentation does not solicit any action based on the material contained herein. Nothing in this presentation is intended by the Group to be construed as legal, accounting or tax advice.

The information is confidential, and is intended only for the exclusive use of the recipients thereof, and may not be retained by you and neither this presentation nor any part thereof may be (i) copied, photocopied, duplicated or otherwise reproduced in any forms or by any means; or (ii) disseminated, reproduced, recirculated, redistributed, published or advertised in any media, website or passed on to any other person, directly or indirectly, in whole or in part, for any purpose. If this document has been received in error, it must be returned immediately to the Company.

Any unauthorized use, disclosure or public dissemination of information contained herein is prohibited. No person is authorized to give any information or to make any representation not contained in or inconsistent with this presentation and if given or made, such information or representation must not be relied upon as having been authorized by any person. Failure to comply with this restriction may constitute a violation of the applicable securities laws. Neither this document nor any part or copy of it may be distributed, directly or indirectly, in the United States. The distribution of this document in certain jurisdictions may be restricted by law and persons into whose possession this presentation comes should inform themselves about and observe any such restrictions. Accordingly, any persons in possession of this document should inform themselves about and observe any such restrictions. By reviewing this presentation, you agree to be bound by the foregoing limitations. You further represent and agree that you are located outside the United States and you are permitted under the laws of your jurisdiction to receive this presentation. You may not repackage or sell the presentation. Information contained in a presentation hosted or promoted by the Group is provided "as is" without warranty of any kind, either expressed or implied, including any warranty of fitness for a particular purpose.

This presentation has not been approved and will not or may not be reviewed or approved by any statutory or regulatory authority in India or by any stock exchange in India. This presentation contains certain forward-looking statements relating to the business, financial performance, strategy, growth prospects and results of the Group and/or the future developments industry and the competitive and regulatory environment in the industry in which it operates. Forward-looking statements are statements concerning future circumstances and results, and any other statements that are not historical facts, sometimes identified by the words including, without limitation "believes", "expects", "predicts", "intends", "projects", "plans", "estimates", "aims", "foresees", "anticipates", "targets", and similar expressions. The forward-looking statements, including those cited from third party sources, contained in this presentation are based on numerous assumptions and are uncertain and subject to risks. A multitude of factors including, but not limited to, changes in demand, competition and technology, can cause actual events, performance or results to differ significantly from any anticipated development. Neither the Group nor its affiliates or advisors or representatives nor any of its or their parent or subsidiary undertakings or any such person's officers or employees guarantees that the assumptions underlying such forward-looking statements are free from errors nor does either accept any responsibility for the future accuracy of the forward-looking statements contained in this presentation or the actual occurrence of the forecasted developments. Forward-looking statements speak only as of the date of this presentation and are not guarantees of future performance. As a result, the Group expressly disclaims any obligation or undertaking to release any update or revisions to any forward-looking statements in this presentation as a result of any change in expectations or any change in events, conditions, assumptions or circumstances on which these forward-looking statements are based. Given these uncertainties and other factors, viewers of this presentation are cautioned not to place undue reliance on these forward-looking statements. Certain numbers in these presentations and materials have been subject to routine rounding off and accordingly figures shown as total in tables and diagrams may not be an arithmetic aggregation of the figures that precede them.

The information contained in this presentation and materials are only current as of the dates specified herein and have not been independently verified. None of the Group, its directors, promoter or affiliates, nor any of its or their respective employees, advisers or representatives or any other person accepts any responsibility or liability whatsoever, whether arising in tort, contract or otherwise, for any errors, omissions or inaccuracies in such information or opinions or for any loss, cost or damage suffered or incurred howsoever arising, directly or indirectly, from any use of this presentation or its contents or otherwise in connection with this presentation, and makes no representation or warranty, express or implied, for the contents of this presentation including its accuracy, fairness, completeness or verification or for any other statement made or purported to be made by any of them, or on behalf of them, and nothing in this presentation or at this presentation shall be relied upon as a promise or representation in this respect, whether as to the past or the future.

Past performance is not a guide for future performance. The Group undertakes no obligation to update or revise any information in this presentation as a result of new information, future events or otherwise. Any person/ party intending to provide finance/ invest in the shares/ businesses of the Group shall do so after seeking their own professional advice and after carrying out their own due diligence procedure to ensure that they are making an informed decision. Further, you will be solely responsible for forming your own view of the potential future performance of the business of the Company.

This presentation includes certain industry data and projections that have been obtained from industry publications and surveys. Industry publications and surveys and forecasts generally state that the information contained therein has been obtained from sources believed to be reliable, but there is no assurance that the information is accurate or complete. Neither the Company nor any of its advisors or representatives have independently verified any of the data from third-party sources or ascertained the underlying economic assumptions relied upon therein. All industry data and projections contained in this presentation are based on data obtained from the sources cited and involve significant elements of subjective judgment and analysis, which may or may not be correct. For the reasons mentioned above, you should not rely in any way on any of the projections contained in this presentation for any purpose.

This presentation is not a prospectus, a statement in lieu of a prospectus, an offering circular, an advertisement or an offer document under the Companies Act, 2013, as amended, the Securities and Exchange Board of India (Issue of Capital and Disclosure Requirements) Regulations, 2018, as amended, or any other applicable law in India. This presentation is not an offer to sell or a solicitation of any offer to buy the securities of the Company in the United States or in any other jurisdiction where such offer or sale would be unlawful. Securities may not be offered, sold, resold, pledged, delivered, distributed or transferred in to or within the United States absent registration under the United States Securities Act of 1933, as amended (the "Securities Act"), except pursuant to an exemption from, or in a transaction not subject to, the registration requirements of the Securities Act and in compliance with any applicable securities laws of any state or other jurisdiction of the United States. Any public offering of securities to be made in the United States will be made by means of a prospectus that may be obtained from the issuer and that will contain detailed information about the issuer and management, as well as financial statements. The Company's securities have not been and will not be registered under the Securities Act and will not be offered to the public in the United States.

The distribution of these materials in certain jurisdictions may be restricted by law and persons into whose possession these materials come should inform themselves about and observe any such restrictions. By accessing this presentation, you accept this disclaimer and any claims arising out of or in connection with this presentation shall be governed by the laws of India and only the courts in the concerned state in India and no other courts shall have jurisdiction over the same.



1 EXECUTIVE SUMMARY



1 EXECUTIVE SUMMARY

Q1'FY 26

BUSINESS OVERVIEW:

Strongest Quarter Ever in Glucometer Sales – 1 Million+ Units Sold!

- With a solid **15.27 million** diabetic patient customer base, the company continues to invest in acquiring new customers and installing new Glucometers.
- During the Q1'FY26, the company sold more than **1.06 million** meters, the highest ever in any quarter (72%) jump on yoy basis.
- Proudly crosses a landmark of **2.08 billion** test strips sold to date, with 132 million test strips sold in this quarter.
- Adding new products to the consumer basket to serve home medical device needs at affordable prices.
- Export market development continues with regular customer visits and international medical devices exhibitions.



1 EXECUTIVE SUMMARY

Q1'FY 26

BUSINESS OVERVIEW:

Strengthening Core APIs – Domestic Pivot Pays Off

- Despite global headwinds, the company has managed to reinforce its market leadership in the key APIs.
- Strategic pivoting towards increased sales and marketing efforts in the domestic market to shield against the global uncertainties in the long term.
- Enhanced focus on long-term R&D and innovative product lines in the new chronic therapeutic categories.
- There is pressure on margins due to low price realisation, increased input costs, and rising fixed costs.
- Expect business to stabilise over the next 2-3 quarters once the geopolitical situation and the trade war settle.



1 EXECUTIVE SUMMARY

Q1'FY 26


BUSINESS SEGMENTS: STANDALONE



MEDICAL DEVICES
POINT OF CARE

41%

SHARE OF MEDICAL
DEVICES



PHARMA BUSINESS
API+RX

59%

SHARE OF PHARMA
BUSINESS

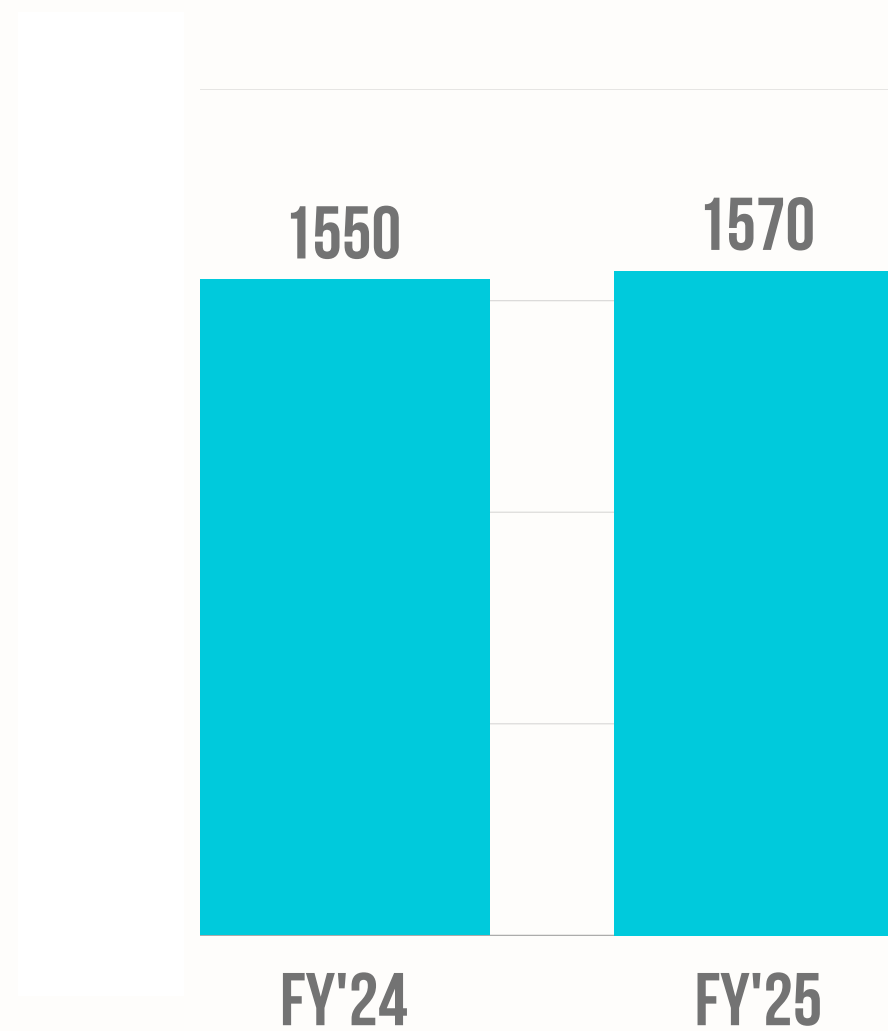


1 EXECUTIVE SUMMARY

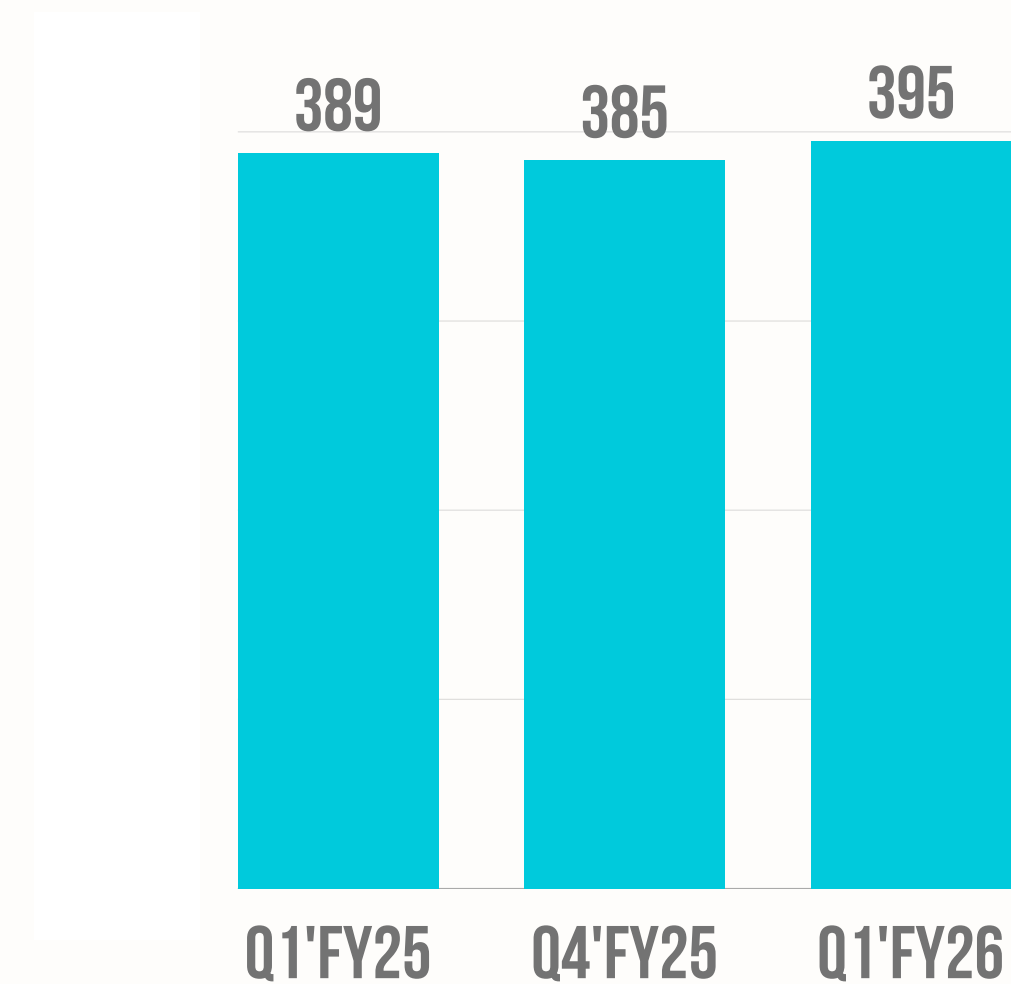
Q1'FY 26

STANDALONE REVENUE:

ANNUAL REVENUE
RS. IN CRORES



QUARTERLY REVENUE
RS. IN CRORES





2 MEDICAL DEVICES



2 MEDICAL DEVICES

Q1'FY 26

MARKET LEADERSHIP:

#1

MARKET LEADERS FOR
BLOOD GLUCOSE METERS

#1

MARKET LEADERS FOR
BP MONITORS

25 yr


OF FOCUSED CUSTOMER
SERVICE



OWN MANUFACTURING
SINCE 10 YEARS

15m

15 MILLION METERS INSTALLED,
REPEAT CUSTOMERS



FULLY BACKWARD INTEGRATED
SUPPLY CHAIN



ALL INDIA DISTRIBUTION
AND SERVICE

ISO

ISO-13485 APPROVED
FACILITIES



2 MEDICAL DEVICES

Q1'FY 26

TOP SELLING PRODUCTS:



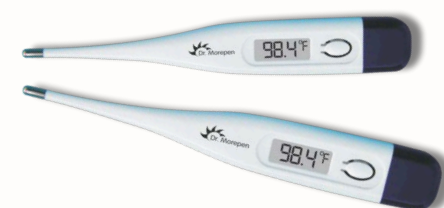
BLOOD GLUCOSE METERS



BP MONITORS



NEBULISERS



THERMOMETERS



ORTHO SUPPORTS



STETHOSCOPE



PREGNANCY KITS

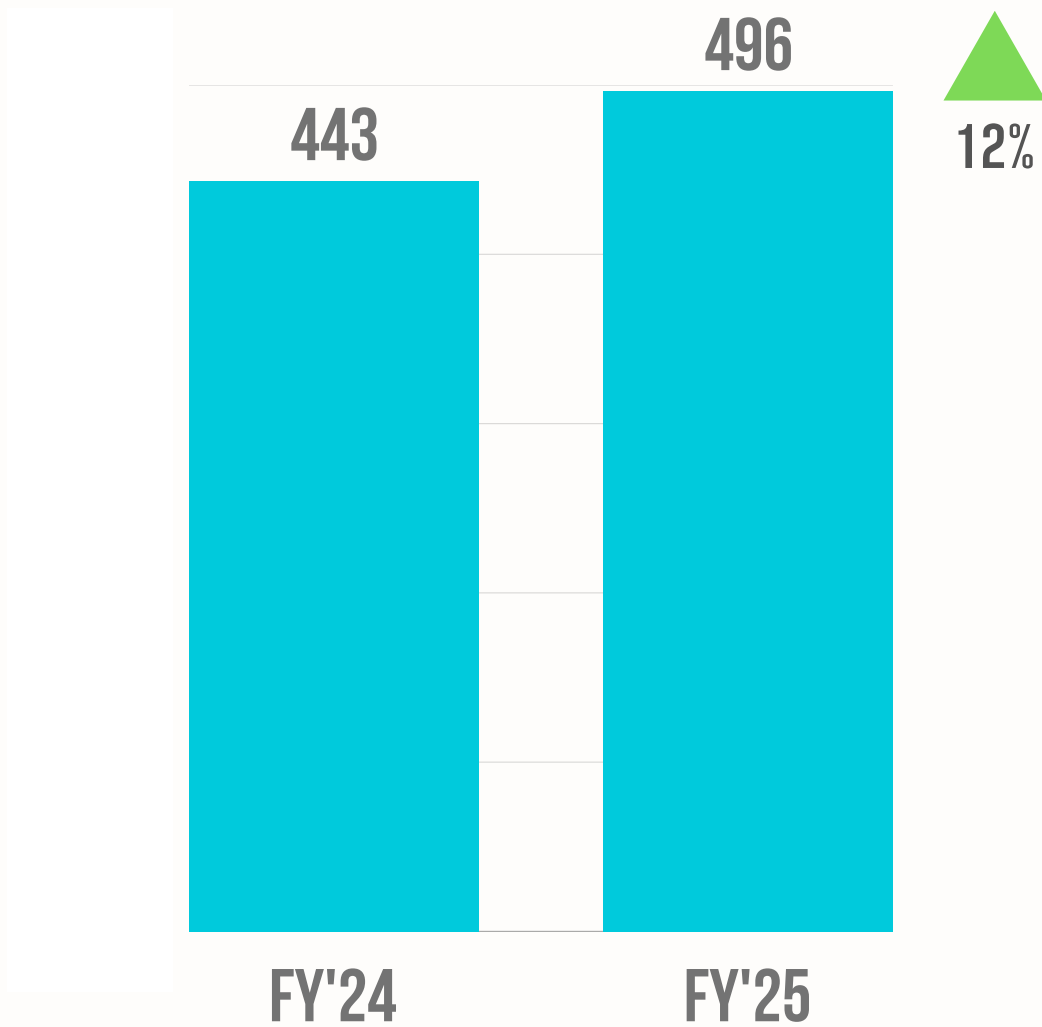


2 MEDICAL DEVICES

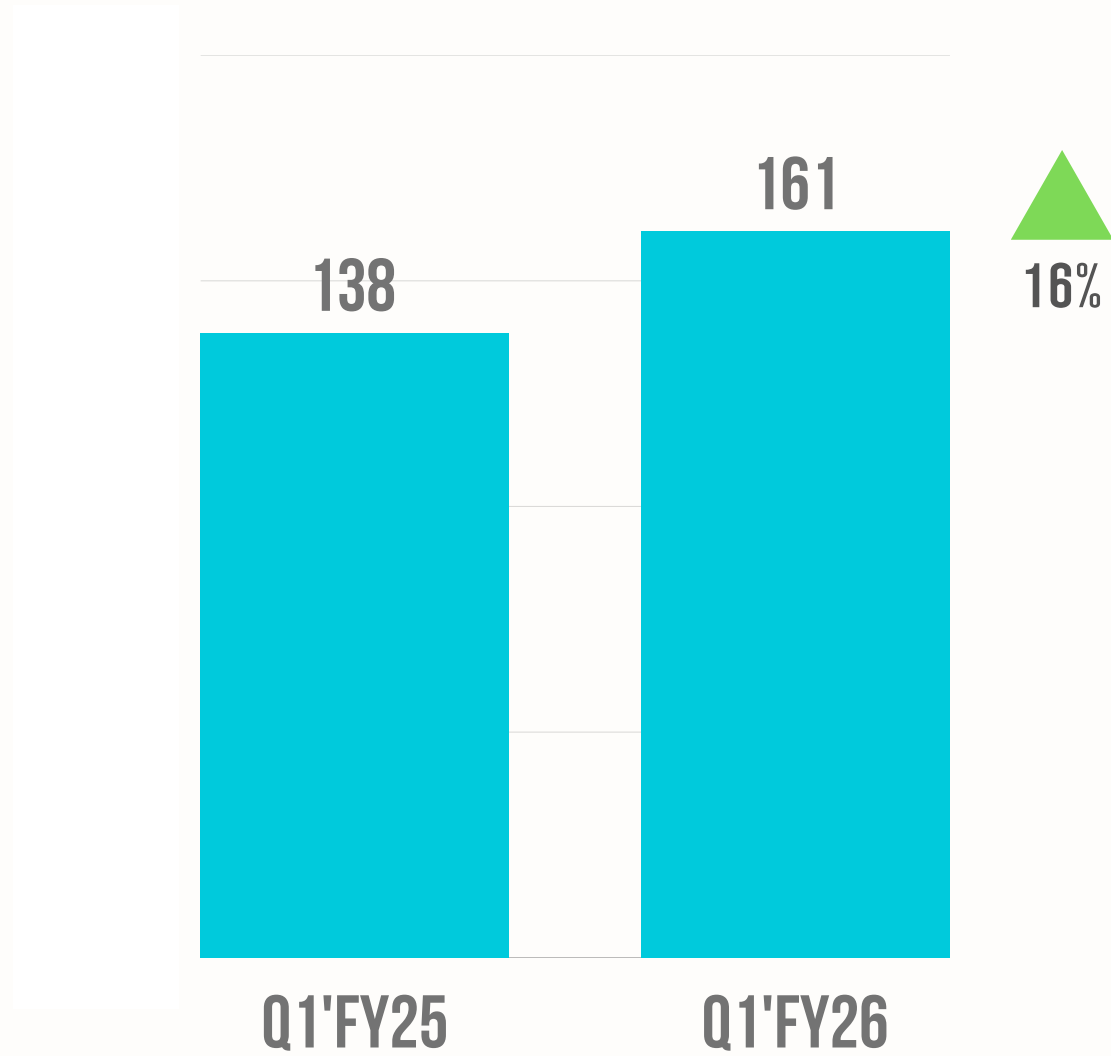
Q1'FY 26

TOTAL REVENUE :

ANNUAL REVENUE
RS. IN CRORES



QUARTERLY REVENUE
RS. IN CRORES



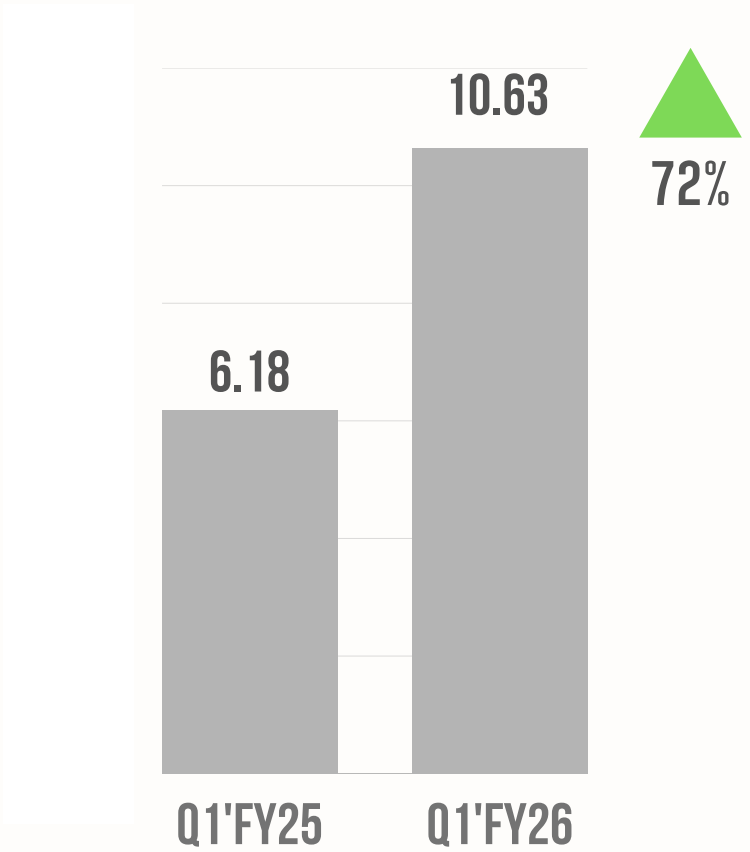


2 MEDICAL DEVICES

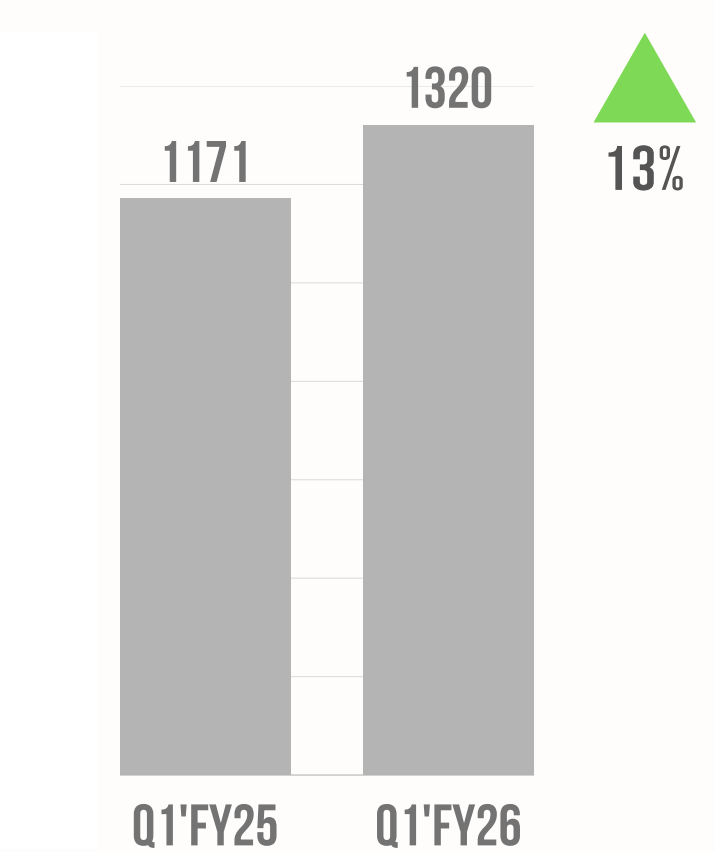
Q1'FY 26

GLUCOMETER REVENUE :

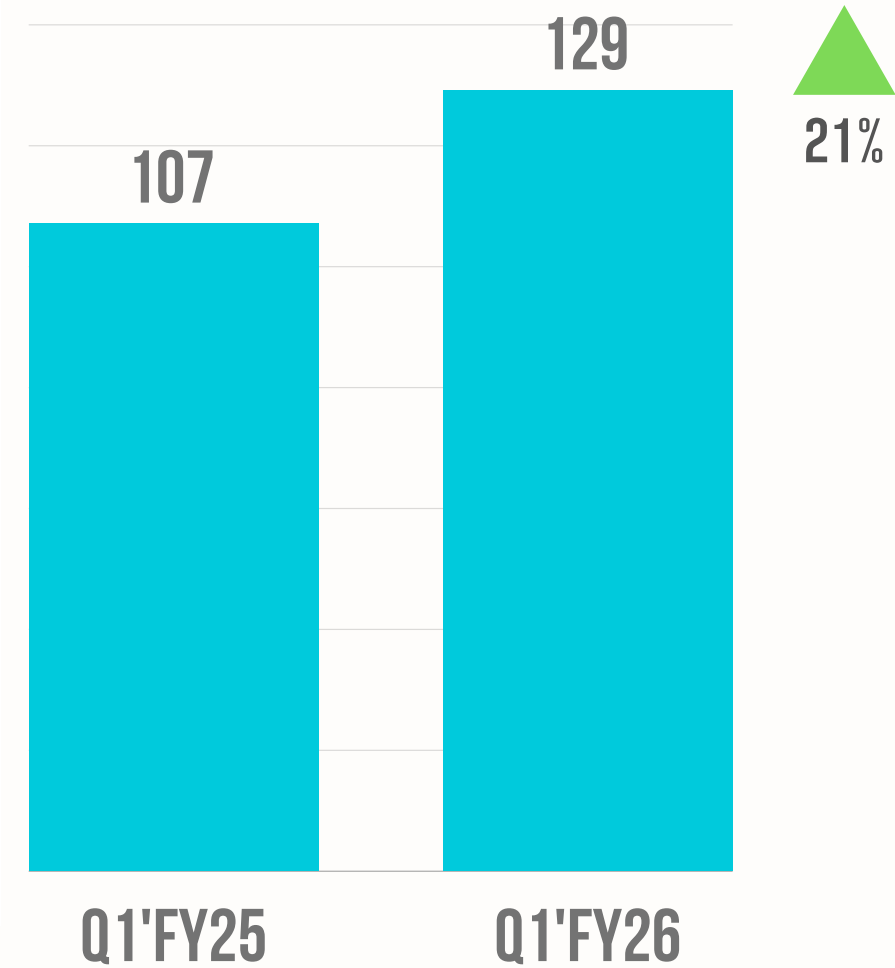
NO. OF GLUCOMETERS SOLD
(lakh)



NO. OF STRIPS SOLD
(lakh)



ANNUAL REVENUE
RS. IN CRORES





2 MEDICAL DEVICES

GLUCOMETER LEADERSHIP:

15.3 mn

GLUCO METERS SOLD
HAPPY CUSTOMER BASE



Q1'FY 26

2.1 bn

GLUCO STRIPS SOLD
INDIVIDUAL TESTS STRIPS



Cumulative YTD numbers

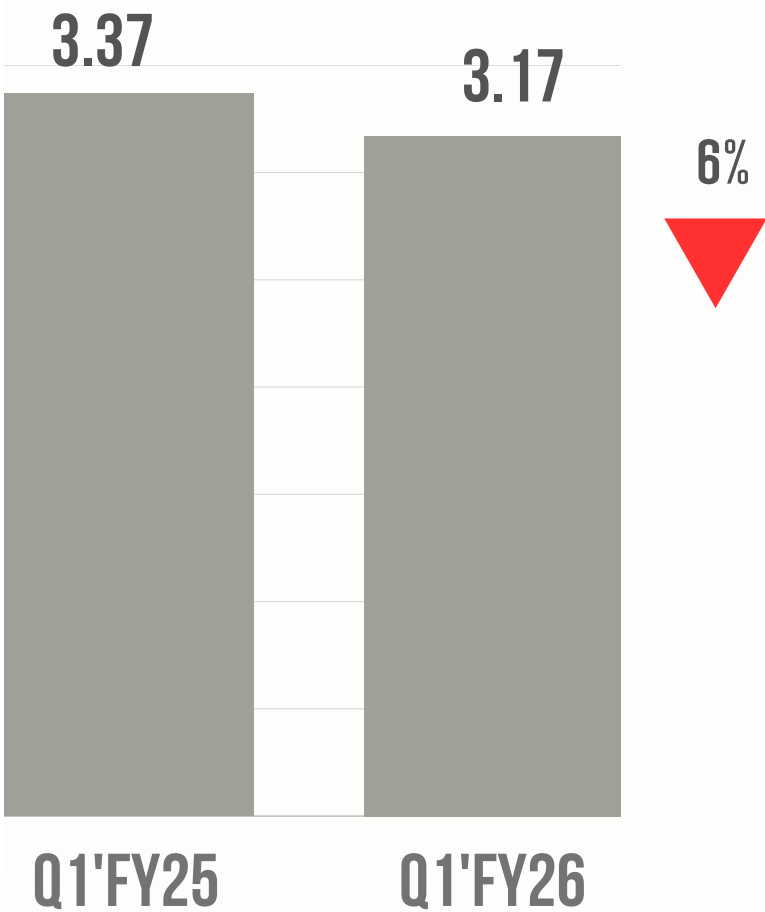
2 MEDICAL DEVICES

Q1'FY 26

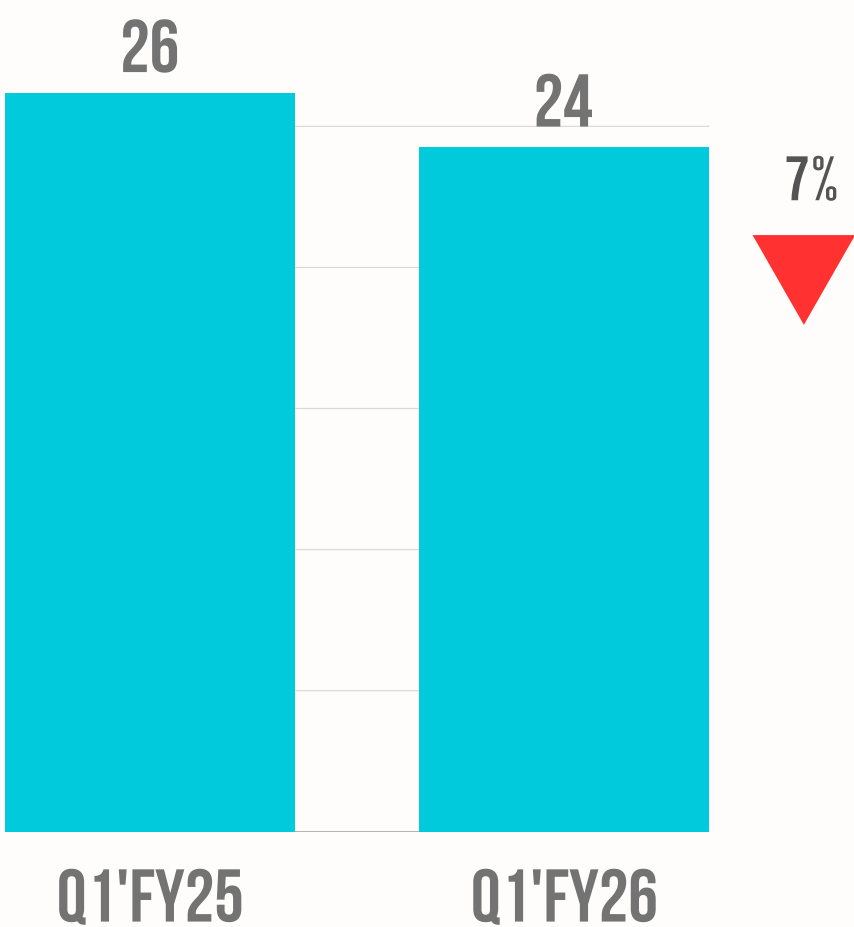
BP MONITOR REVENUE :




NO. OF BP METERS SOLD
(Lakhs)



ANNUAL REVENUE
RS. IN CRORES

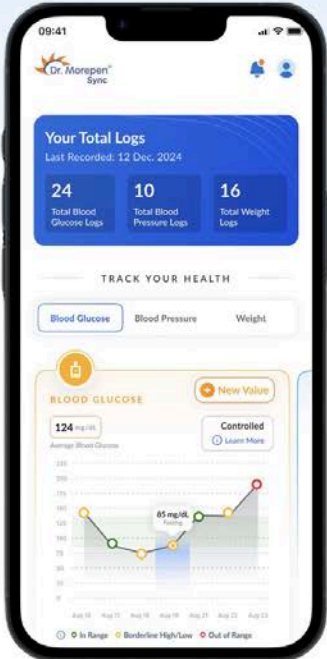




2 MEDICAL DEVICES

Q1'FY 26

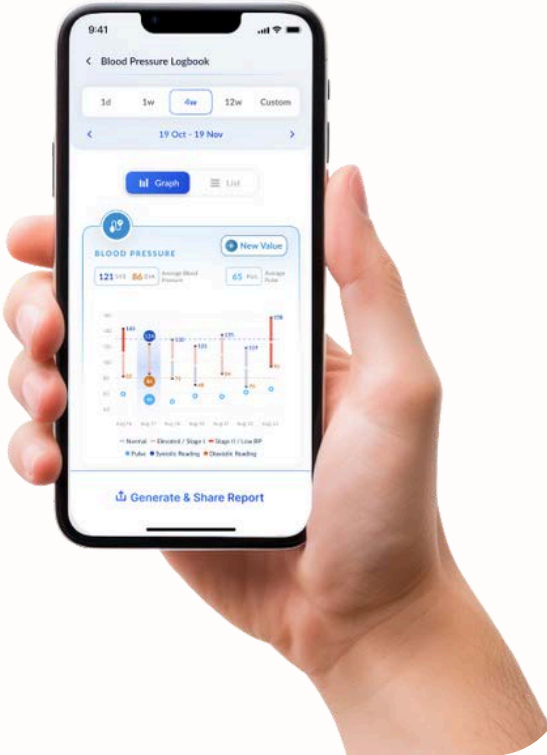
DIGITAL ASSETS:



Take control of your health and wellness with Dr. Morepen - Sync

Log and track your key health metrics like **blood glucose, blood pressure, weight** and much more, effortlessly.

[Download on Android](#) [Download on IOS](#)



BETTER CONNECT WITH THE CUSTOMERS

1.50

LAKH DOWNLOADS AND ENGAGING



DIGITAL HEALTH RECORD READY

5K

LAKH HBA1C TESTS CONDUCTED



2 MEDICAL DEVICES

Q1'FY 26

GROWTH DRIVERS:

- Exploring more to International markets:



USA



Kenya



Malasiya

- EXHIBITED IN THE ABOVE NEW MARKETS, IN ADDITION TO THE REGULAR SHOWS IN THAILAND, QATAR, OMAN, DUBAI




3 PHARMA BUSINESS

3 PHARMA BUSINESS

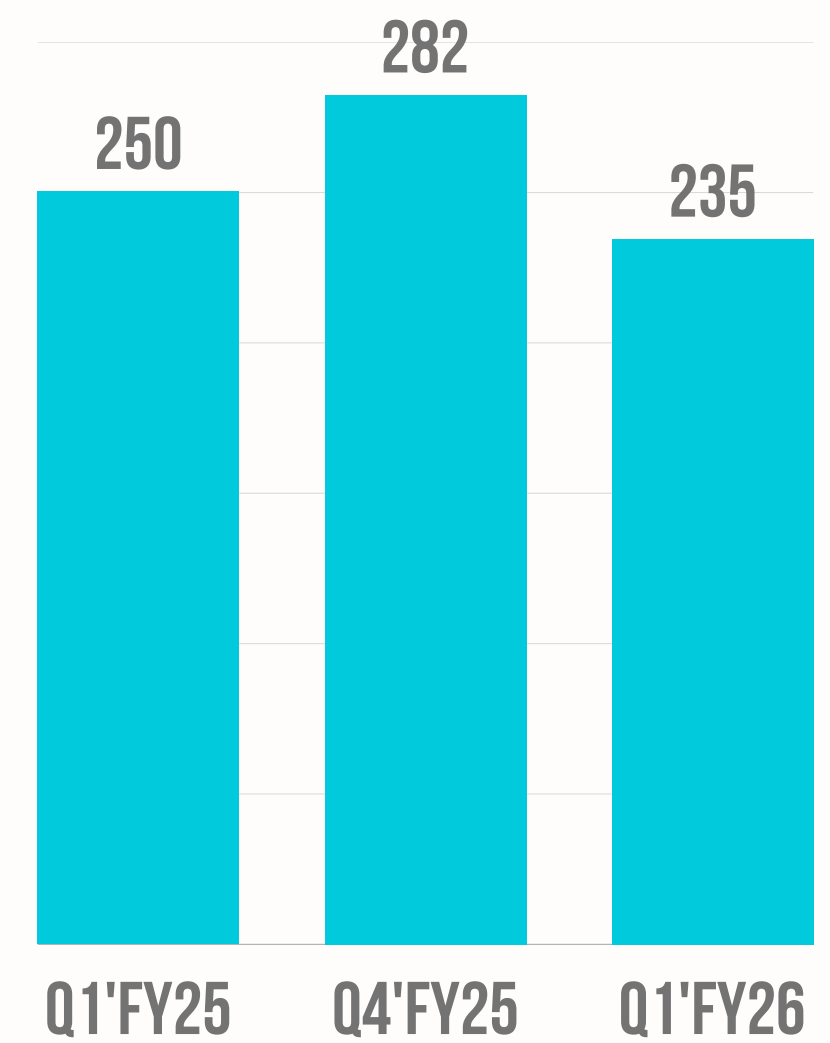
Q1'FY 26

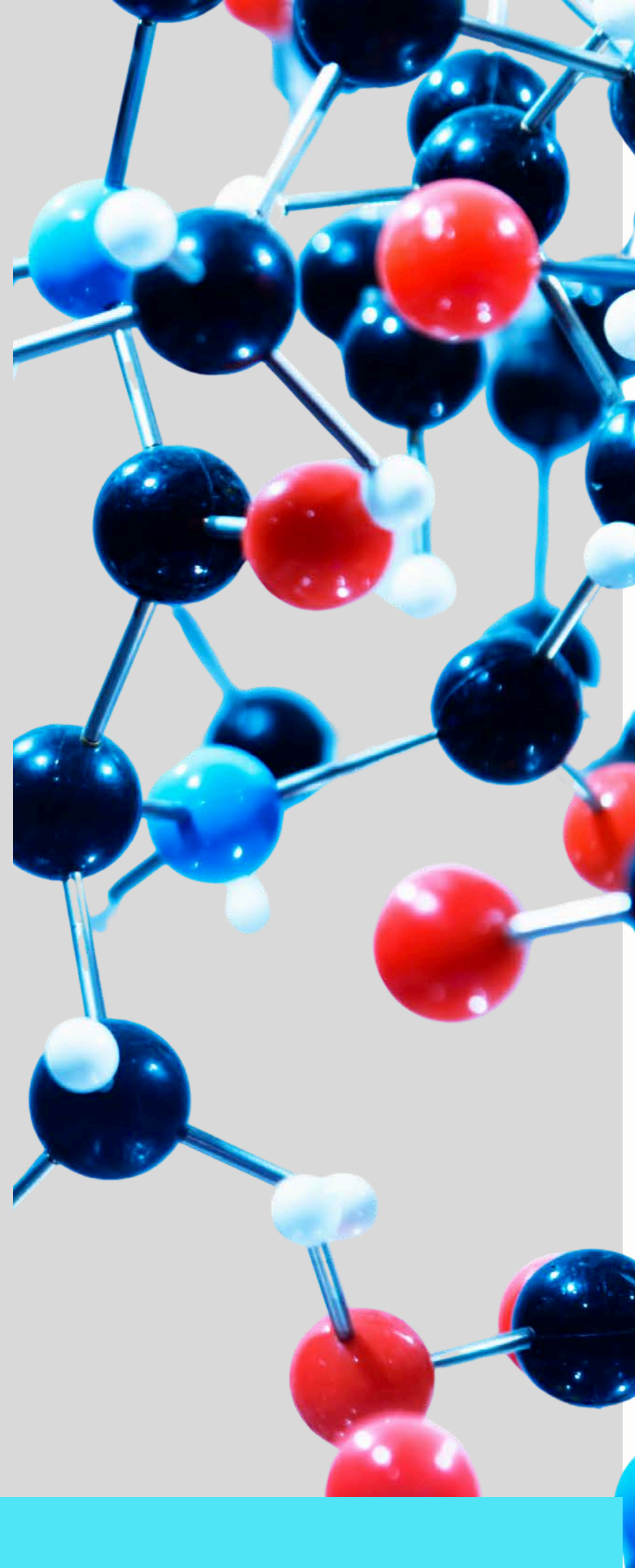
TOTAL PHARMA REVENUE :

ANNUAL REVENUE
RS. IN CRORES



QUARTERLY REVENUE
RS. IN CRORES



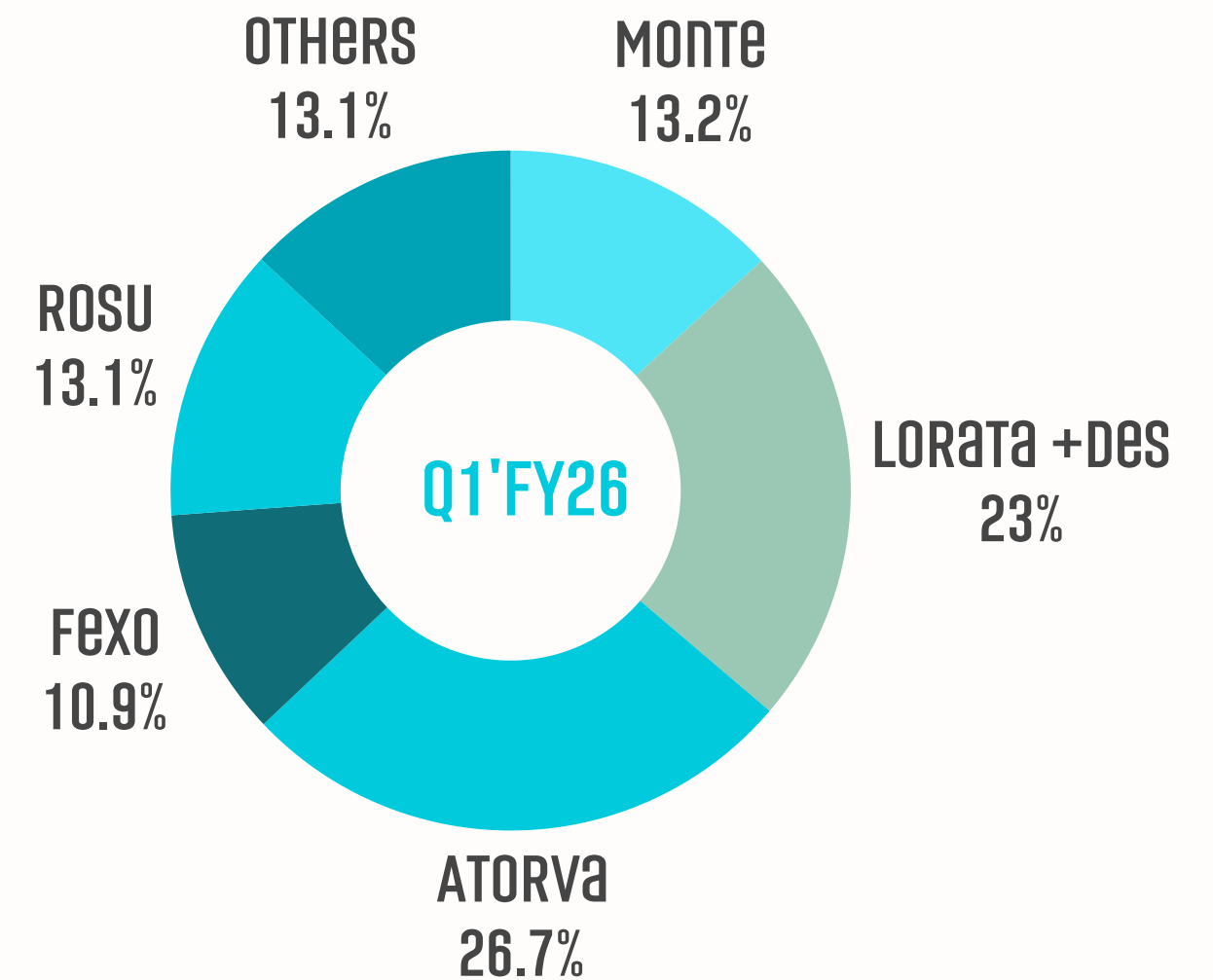



3 PHARMA BUSINESS/API

PRODUCT-WISE BREAKUP:

PRODUCT SHARE
API REVENUE SPLIT

Q1'FY 26





3 PHARMA BUSINESS/API



Q1'FY 26

NEW PRODUCTS LAUNCHED*:

DIABETICS

- SITAGLIPTIN
- LINAGLIPTIN
- DAPAGLIFLOZIN
- EMPAGLIFLOZIN
- SAXAGLIPTIN
- ERTUGLIFLOZIN

CARDIAC

- APIXABAN
- EDOXABAN
- RIVAROXABAN
- OLMESARTAN
- TICAGRELOR 
- BEMPEDOIC ACID 

OTHER

- RESMETIROM 
- VONOPRAZAN
- VORTIOXETINE
- BEXPIPIRAZOLE

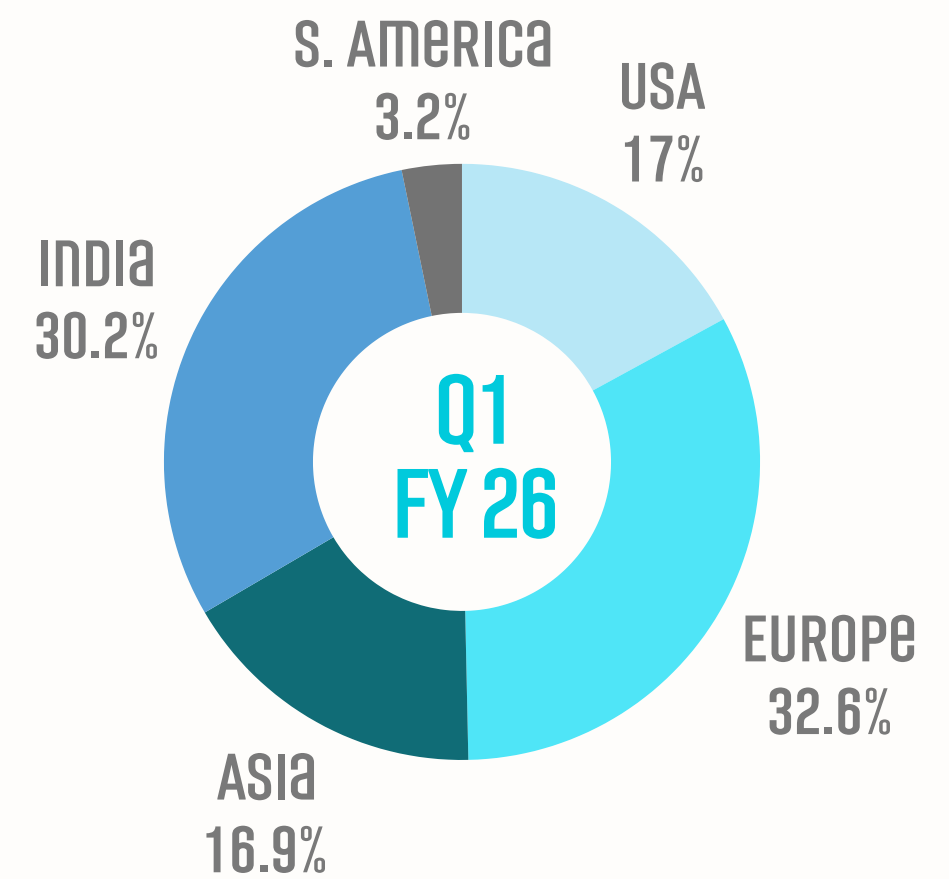
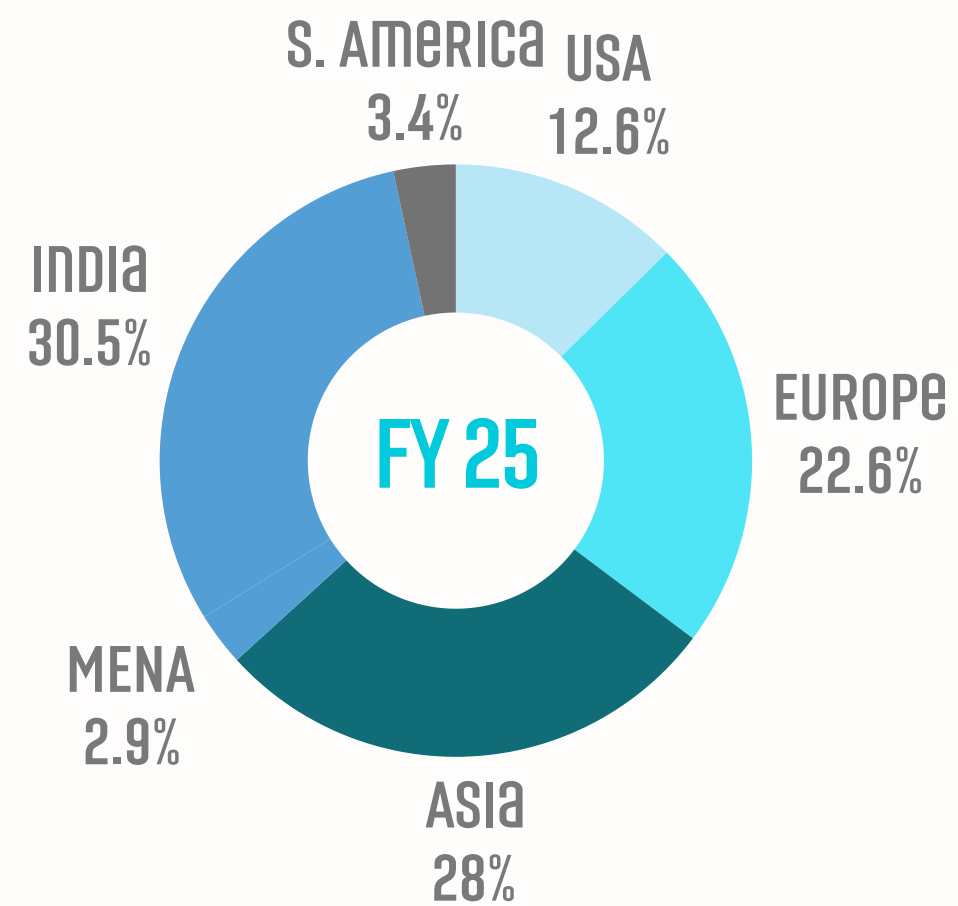
**Not available for sales in the countries with valid patent*

3 PHARMA BUSINESS/API

Q1'FY 26

UNSTABLE EXPORT SCENARIO:

CONTINENT-WISE SHARE



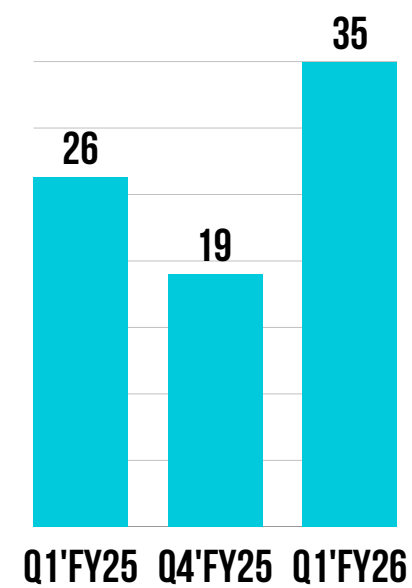
2 PHARMA BUSINESS/API

Q1'FY 26

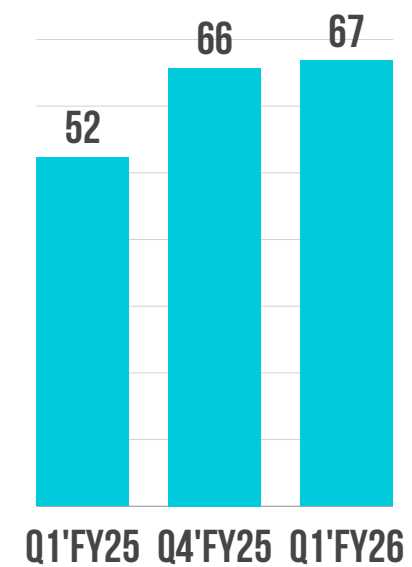
REGION WISE PERFORMANCE:

RS. IN CRORES

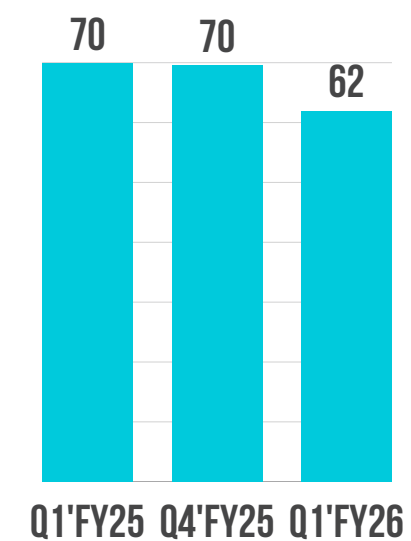
USA



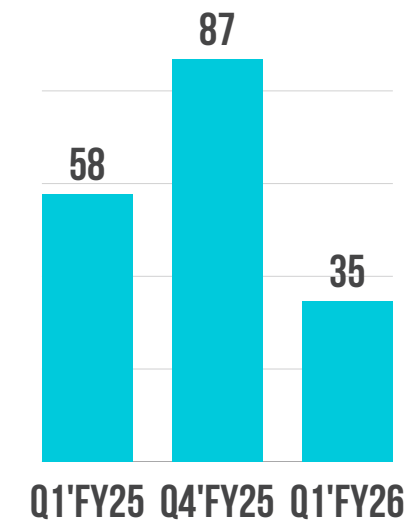
EUROPE



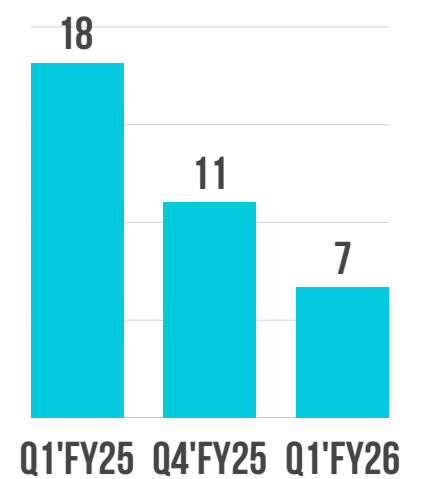
INDIA



ASIA



OTHERS






2 PHARMA BUSINESS/API

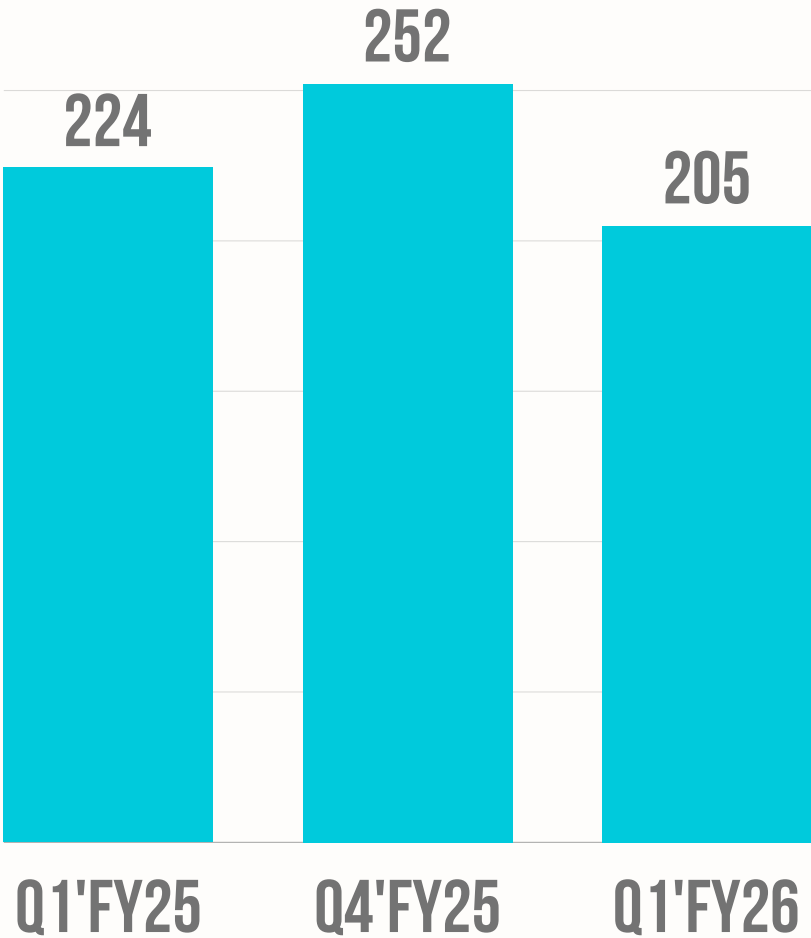
Q1'FY 26

API Revenue :

ANNUAL REVENUE
RS. IN CRORES



QUARTERLY REVENUE
RS. IN CRORES



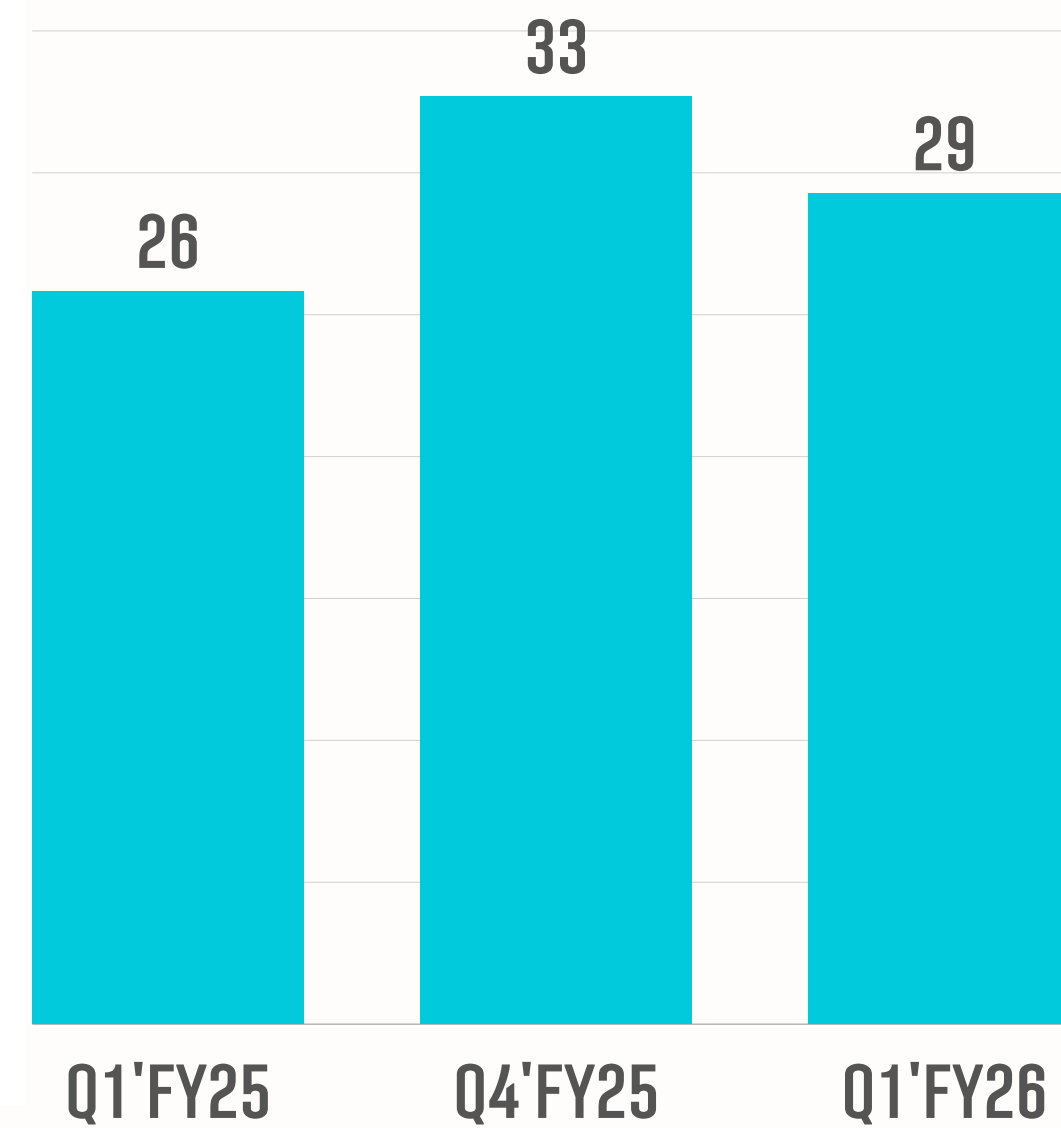
2 PHARMA BUSINESS/FINISHED DOSAGES

Q1'FY 26

NEW PRODUCT LINES BEING ADDED

FORMULATION SALES
CONSISTENT GROWTH

RS. IN CRORES





2 PHARMA BUSINESS/RX

Q1'FY 26

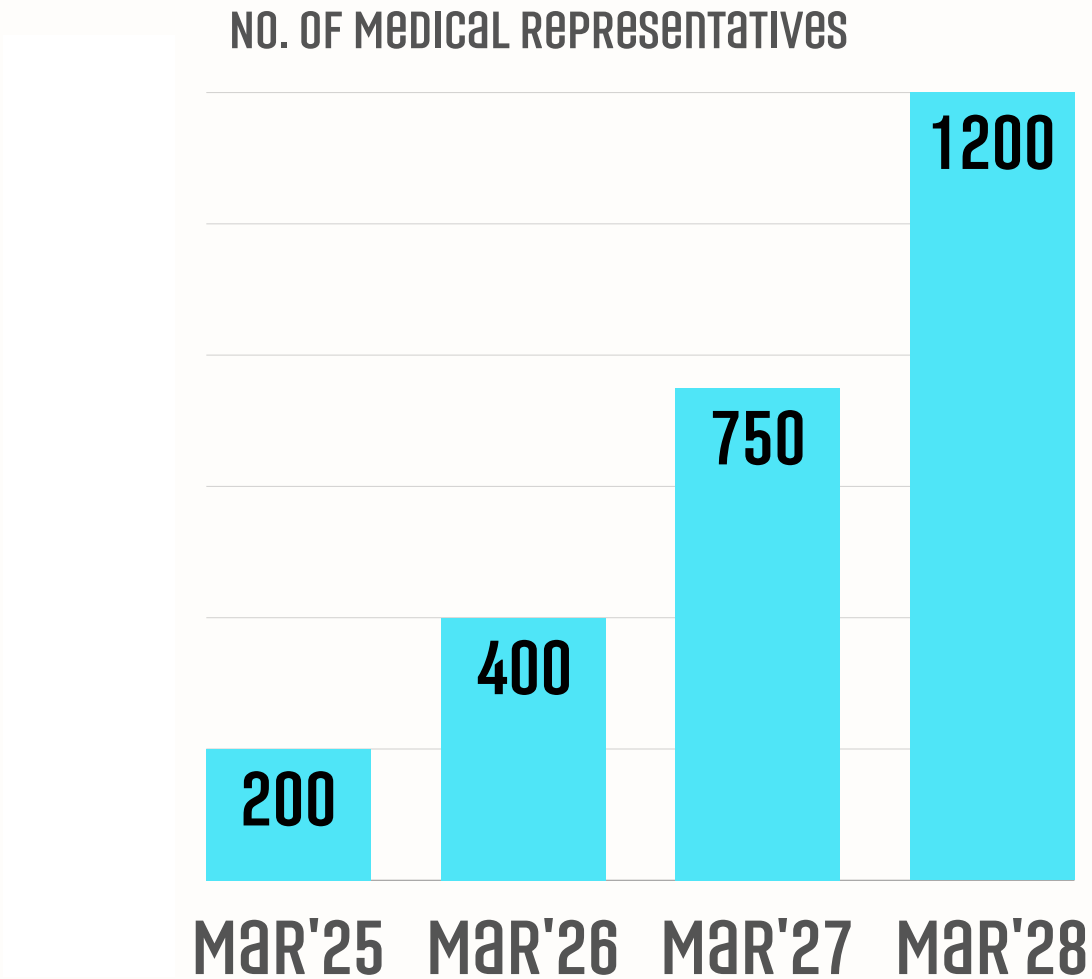
TO ADD 1000 MEDICAL REPRESENTATIVES IN 3 YEARS

340

MEDICAL REPRESENTATIVES
as on JUNE 2025

400

MEDICAL REPRESENTATIVES
PLANNED BY MARCH 26



2 PHARMA BUSINESS/RX

Q1'FY 26

TOP RX PRODUCTS

ANTI INFECTIVE

Saltum[®] Cefopen[™] Klarim[®]

GASTROINTESTINAL

DOM-DT **Intebact**[®] **UdoFix**[™] **ACiFiX** **AciFix**^{RAFT} SUSPENSION

MULTI VITAMIN

Rythmix[®] **KOMPACT**[®] **LycoMore**[™] Syrup

CARDIO DIABETIC

Ticapen[®] **Apixamore**[™] **Empamore**[™]



Q1'FY 26

4 FINANCIAL OVERVIEW



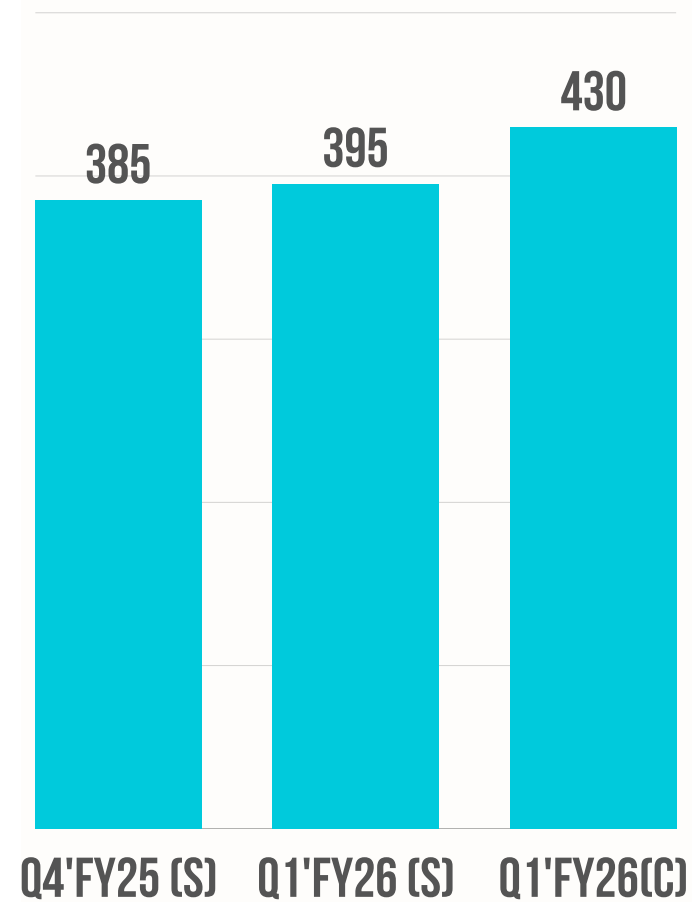
4 FINANCIAL OVERVIEW

Q1'FY 26

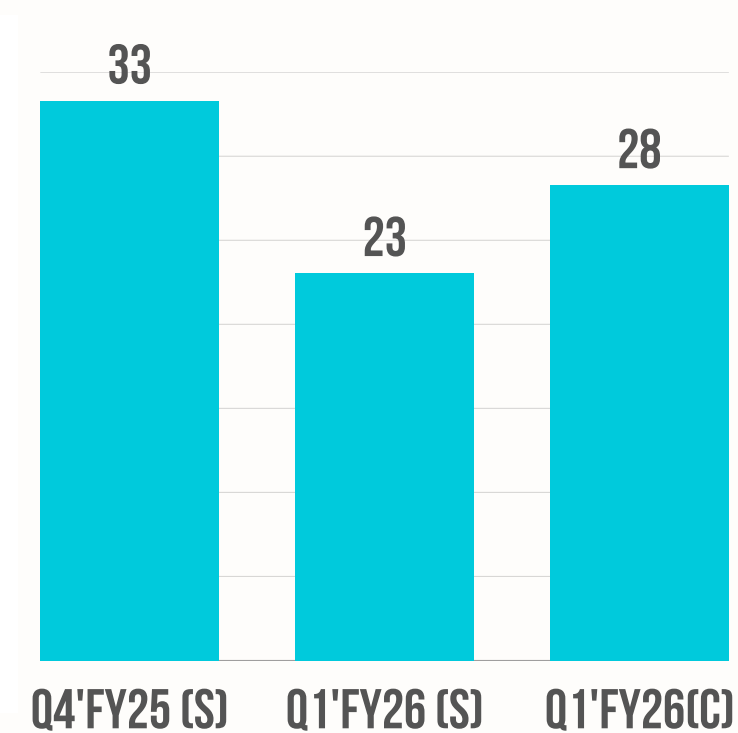
QUARTERLY PERFORMANCE:

RS. IN CRORES

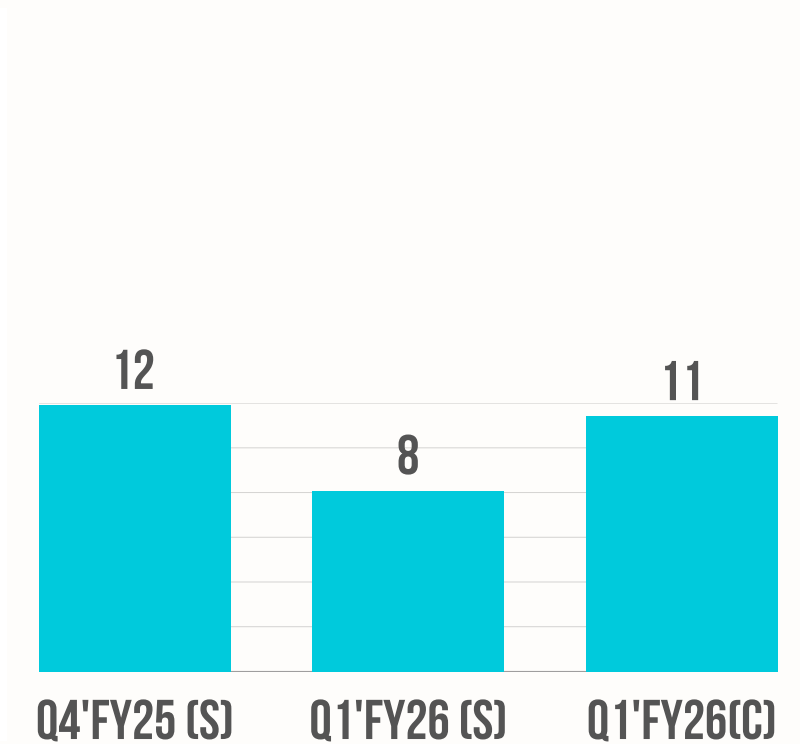
GROSS REVENUE



EBITDA



PAT



(S)- Standalone numbers and (C)- Consolidated numbers



MOREPEN

THANK YOU

www.morepen.com