

Ref no.- KTSL/2025-2026/034

To

The General Manager, Listing Department, BSE Limited, 1 st Floor, New Trading Wing, Rotunda Building, P.J. Towers, Dalal Street Fort, Mumbai-400001	The Manager, Listing Department, National Stock Exchange of India Ltd, Exchange Plaza, Bandra Kurla Complex, Bandra (East), Mumbai – 400051
Scrip Code: 519602	Scrip Code: KELLTONTEC

Dear Sir/Madam,

Sub: Earning Presentation on Unaudited Financial Results of the Company for the Quarter ended June 30, 2025.

Pursuant to Regulation 30 of the SEBI (Listing Obligations and Disclosure Requirements) Regulations, 2015, we are enclosing the **Earning Presentation** on the Unaudited Financial Results of the Company for the quarter ended June 30, 2025.

The information is also available on the Company's website at www.kellton.com.

Kindly take the same on record.

Thanking You,
Yours faithfully,

For Kellton Tech Solutions Limited

Rahul Jain
Company Secretary and Compliance Officer
ICSI M. No- ACS62949
Date: August 12, 2025
Place: Hyderabad

Earnings Presentation & Fact Sheet: Q1 FY 26

June 2025

Executive Summary



Kellton Tech is a CMMI Level-5 company and ISO 9001:2015 certified technology consulting and services company founded on the belief of 'Infinite Possibilities of Technology', a global leader in Digital Experience Innovations and Technology Solutions.

With nearly two decades of experience in driving business excellence for over 300+ clients, our core strength lies in scalable engineering that helps prioritize the enablement of change and take the lead in today's digital era.

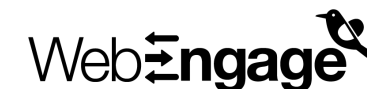
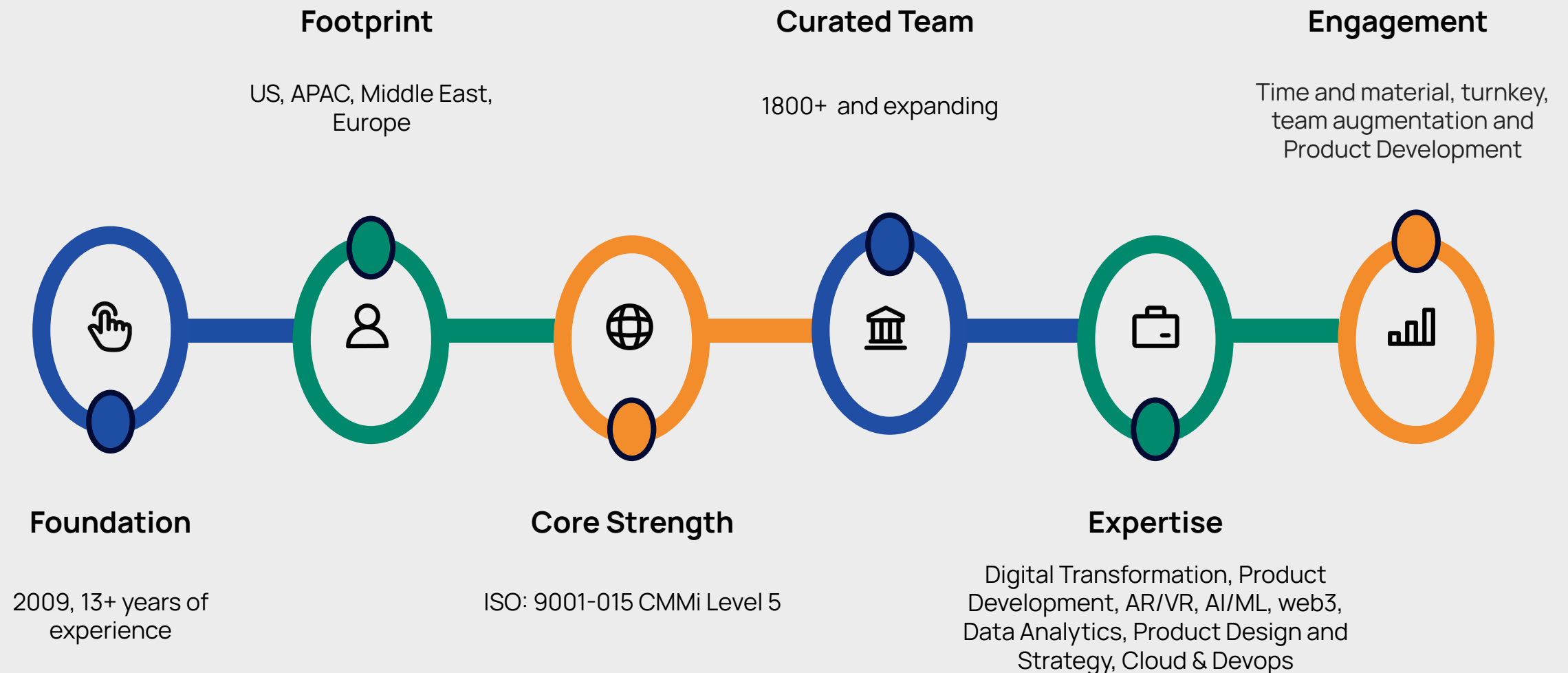


Digital Transformation - (83.0%)

Enterprise Solutions - (13.9%)

Other Services - (3.1%)

Company Overview



Snapshot Q1 FY 26



Total Revenue

INR 2,961 Mn up 12.8%
YoY

EBITDA

INR 358 Mn up 10.2%
YOY

Net Profit

INR 227 Mn up
13.5% YOY

Q1 FY26

Margins

EBITDA Margin at 12.1%
PAT Margin at 7.7%

EPS

Rs 2.32



01

Kellton team was among a select group of external organizations invited to a NATO-led conference in Finland, where they presented key project outcomes, addressed complex client challenges under tight timelines, and earned praise from NATO representatives for clarity and professionalism—further strengthening our reputation in naval and broader military communities.

02

Kellton seamlessly migrated a mission-critical application for one of the world's largest agriculture and food production enterprises to a modern enterprise platform, achieving zero downtime. Delivered in close collaboration with global teams, this milestone showcases our expertise in executing complex, high-risk migrations while ensuring uninterrupted operations and long-term scalability.



03

Kellton launched KAI, an enterprise-grade Agentic AI platform that autonomously manages workflows, approvals, and actions across Finance, Operations, HR, and Support. Seamlessly integrating with enterprise systems, KAI delivers intelligent, context-aware automation at scale—boosting efficiency, accelerating decisions, and positioning Kellton at the forefront of the fast-growing enterprise AI market.

04

Kellton was recognized by one of the Big Four firms for its contributions to advanced agentic workflows and decision logic, as well as backend enhancements to the Climate AI tool. These improvements boosted stability, performance, and scalability, reinforcing Kellton's position as a trusted enterprise-grade Agentic AI solutions provider.



01

Kellton secured a strategic engagement with a leading U.S. health insurer to integrate Security Center, delivering automated, scalable workflows that enhance risk management and regulatory compliance. This solution enables real-time vulnerability detection and accelerates incident response, strengthening the client's cybersecurity defenses—highlighting Kellton's proven expertise in driving enterprise-grade cybersecurity outcomes.

02

Kellton has partnered with a premier Indian travel technology provider to infuse backend engineering with Agentic AI-driven automation, streamlining Amadeus EDIFACT and other high-impact integrations. Under a progressing Master Services Agreement, the engagement is set to expand into AI-powered integration accelerators, enabling faster deployments and smarter operational workflows.

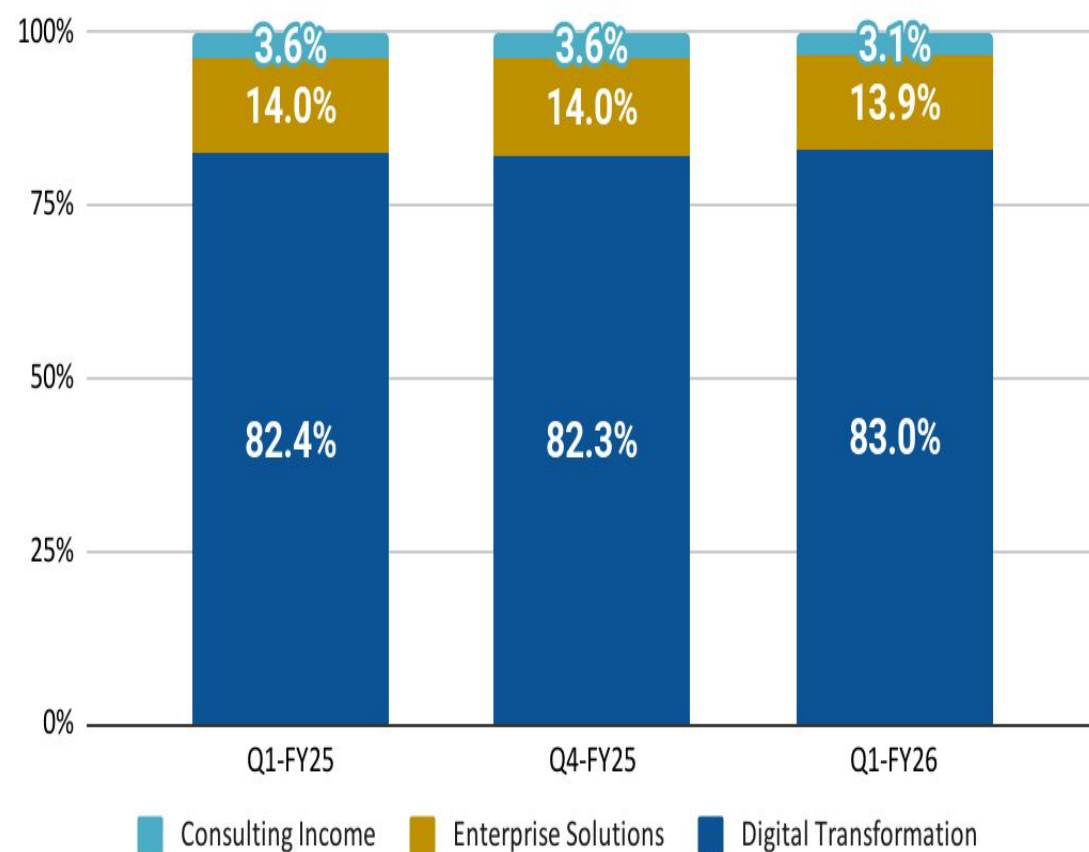
03

Kellton partnered with a global beverage leader to implement Configuration Compliance, providing continuous monitoring and streamlined automation to ensure regulatory adherence and operational controls. This implementation improves governance and audit readiness while reducing compliance risks—further reinforcing Kellton's expertise in enterprise and cybersecurity solutions.

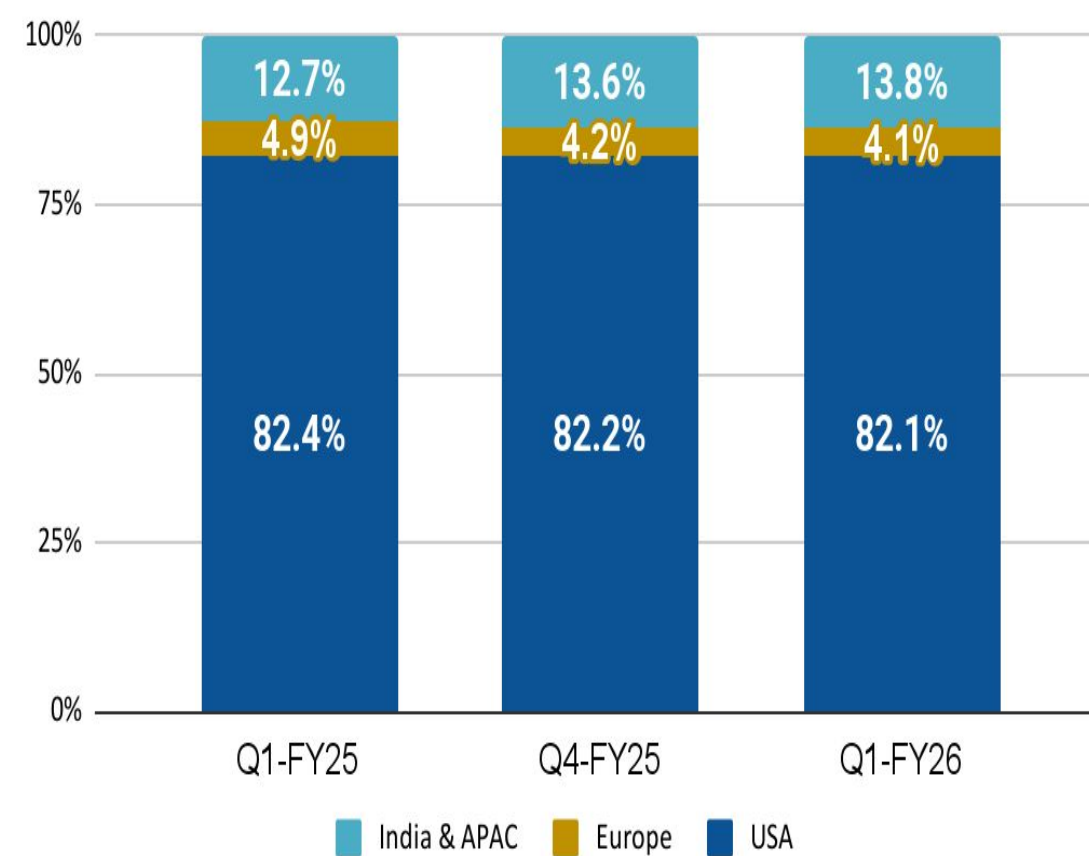
Q1 FY26: Key Metrics



Revenue By Business Segment (%)



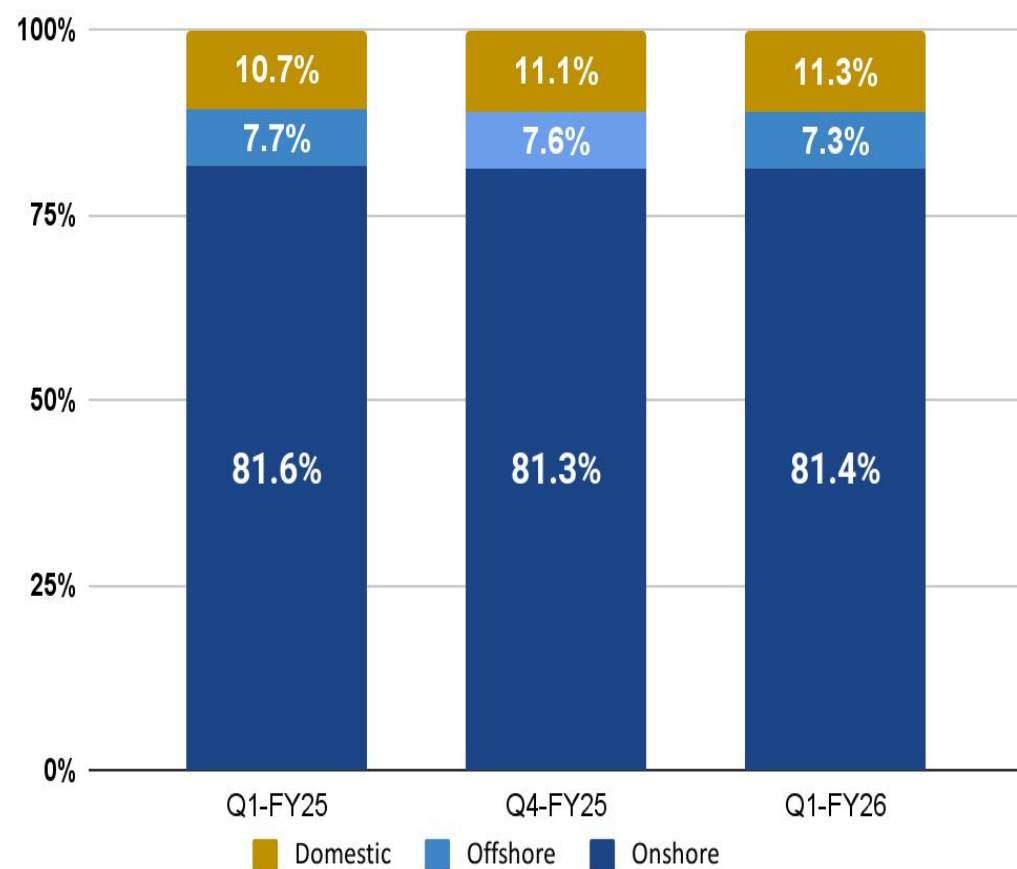
Revenue By Geography (%)



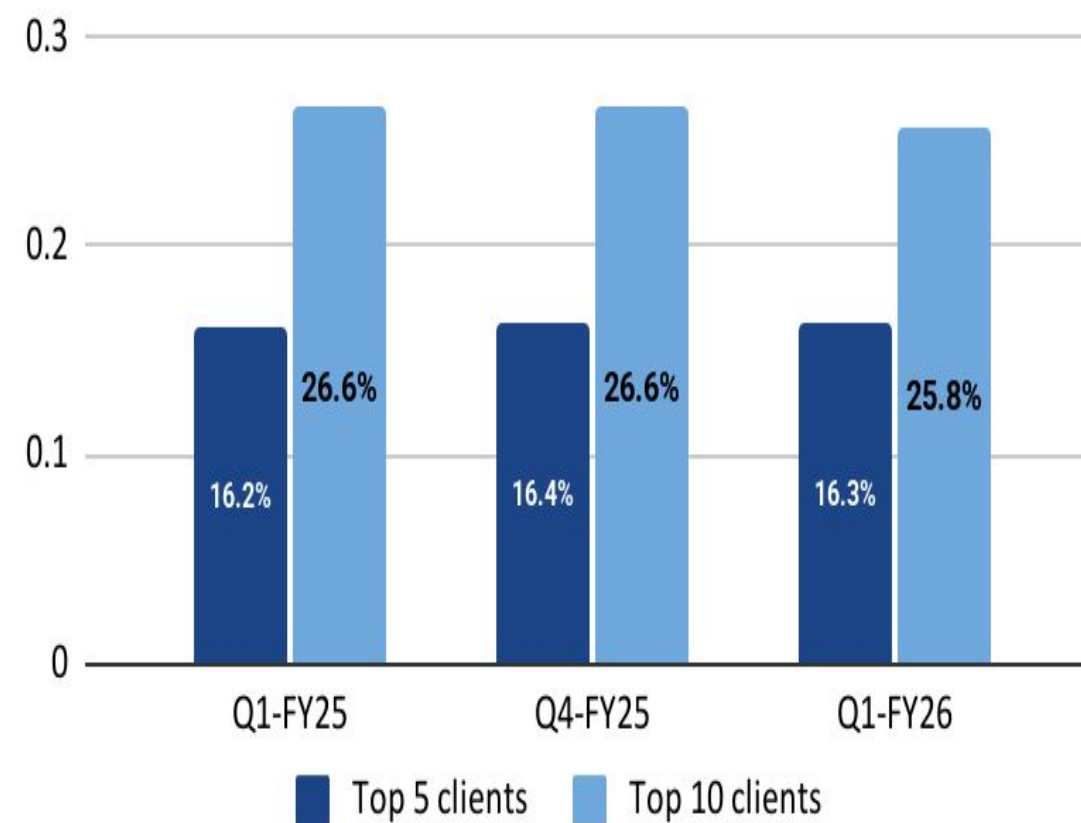
Q1 FY26: Key Metrics



Revenue Mix



Revenue % By Clients



Q1 FY26: Consolidated Summary



Particulars	Metrics	(Unaudited)	(Audited)	Q-o-Q	(Unaudited)	Y-o-Y
		30-Jun-25	31-Mar-25		30-Jun-24	
Revenue	Total Revenue (INR Mn)	2,961	2,873	3.1%	2,624	12.8%
	Net Revenue (INR Mn)	2,955	2,863		2,619	
Profit	EBITDA (INR Mn)	358	302	18.5%	325	10.2%
	PBT (INR Mn)	270	205		234	
	PAT (INR Mn)	227	192	18.2%	200	13.5%
	EBITDA	12.1%	10.5%		12.4%	
Margin (%)	PBT	9.1%	7.1%		8.9%	
	PAT	7.7%	6.7%		7.6%	
EPS	Basic (Rs.)	2.32	1.90		2.05	
	Diluted (Rs.)	2.32	1.87		2.05	

Historical Financial Overview



Historical Consolidated Income Statement



INCOME STATEMENT (INR Mn)	FY25	FY 24
Revenue from operations	10,978	9,829
Other Income	21	18
Total Income	10,999	9,847
Total Expenses	9,701	8,785
EBITDA	1,298	1,063
<i>EBITDA Margin</i>	<i>11.8%</i>	<i>10.8%</i>
Depreciation	169	160
Finance Cost	203	184
PBT	926	719
Tax	128	79
Profit After Tax	798	640
<i>PAT Margins</i>	<i>7.3%</i>	<i>6.5%</i>
Other Comprehensive Income	8	1
Total Comprehensive Income (After Tax)	806	641
EPS (INR)	8.18	6.58

Historical Consolidated Balance Sheet



Equity and Liabilities (INR Mn)	FY25	FY24
Shareholder Funds		
(A) Equity Share Capital	488	487
(B) Other Equity	4,865	3,947
Total - Shareholder Funds	5,353	4,434
Non-Current Liabilities		
<i>Financial Liabilities</i>		
(I) Borrowings	519	330
(ii) Other Financial Liabilities	4	3
(iii) Other non-current Liabilities	-	-
Provisions	73	62
Lease Liabilities	62	91
Deferred Tax Liabilities	13	12
Total - Non-Current Liabilities	671	498
Current Liabilities		
<i>Financial Liabilities</i>		
(I) Borrowings	1050	960
(ii) Trade Payables	221	182
(iii) Other Financial Liabilities	204	179
Other Current Liabilities	94	117
Provisions	298	235
Current Tax Liabilities (Net)	-	-
Total - Current Liabilities	1,867	1,673
GRAND TOTAL - EQUITIES & LIABILITIES	7,891	6,605

Assets (INR Mn)	FY25	FY24
Non-Current Assets		
Property, Plant & Equipment	95	128
Capital Work in Progress	320	182
Right to use assets	55	82
Goodwill	115	115
<i>Other Intangible Assets</i>	368	369
Financial Assets		
Investments	-	-
(II) Loans	-	-
Other Financial Assets	17	15
Other Non-Current Assets	94	94
Total - Non-Current Assets	1,064	985
Current Assets		
Inventories	59	0
Financial Assets		
(I) Trade Receivables	3,260	2,689
(II) Cash & Cash Equivalents	275	277
(III) Loans	-	-
(IV) Other Financial Assets	2,694	2,100
Current Tax Assets (Net)	64	50
Other current assets	475	504
Total - Current Assets	6,827	5,620
GRAND TOTAL - ASSETS	7,891	6,605



Kellton Tech Solutions Limited Disclaimer:

The information contained in this presentation is only current as of its date. All actions and statements made herein or otherwise shall be subject to the applicable laws and regulations as amended from time to time. There is no representation that all information relating to the context has been taken care off in the presentation and neither we undertake any obligation as to the regular updating of the information as a result of new information, future events or otherwise. We will accept no liability whatsoever for any loss arising directly or indirectly from the use of, reliance of any information contained in this presentation or for any omission of the information. The information shall not be distributed or used by any person or entity in any jurisdiction or countries were such distribution or use would be contrary to the applicable laws or Regulations. It is advised that prior to acting upon this presentation independent consultation / advice may be obtained and necessary due diligence, investigation etc may be done at your end. You may also contact us directly for any questions or clarifications at our end. This presentation contain certain statements of future expectations and other forward-looking statements, including those relating to our general business plans and strategy, our future financial condition and growth prospects, and future developments in our industry and our competitive and regulatory environment. In addition to statements which are forward looking by reason of context, the words 'may, will, should, expects, plans, intends, anticipates, believes, estimates, predicts, potential or continue and similar expressions identify forward looking statements. Actual results, performances or events may differ materially from these forward-looking statements including the plans, objectives, expectations, estimates and intentions expressed in forward looking statements due to a number of factors, including without limitation future changes or developments in our business, our competitive environment, telecommunications technology and application, and political, economic, legal and social conditions in India. It is cautioned that the foregoing list is not exhaustive This presentation is not being used in connection with any invitation of an offer or an offer of securities and should not be used as a basis for any investment decision.

For further details, please feel free to contact our Investor Relations Representative:

Mr. Rahul Jain
E-mail: rahul.jain1@kellton.com

Thank you

www.kelton.com
ask@kelton.com