



Date: July 30, 2025

To,
BSE Limited
Phiroze Jeejeebhoy Towers,
Dalal Street, Fort,
Mumbai – 400 001.

To,
National Stock Exchange of India Limited
Exchange Plaza, Plot No. C/1, G Block,
Bandra-Kurla Complex, Bandra (East),
Mumbai – 400 051.

Scrip Code: **541167**

Symbol: **YASHO**

Dear Sir/ Madam,

Sub: Investor Presentation

Pursuant to Regulation 30 of the Securities and Exchange Board of India (Listing Obligations and Disclosure Requirements) Regulations, 2015, a copy of the Investor's Presentation is enclosed herewith and the said Investor's Presentation has also been uploaded on the Company's website at www.yashoindustries.com

We request you to kindly take the same on record.

Thanking You,


For Yasho Industries Limited

Rupali Verma
(Company Secretary & Compliance Officer)
Membership No. A42923

Encl: As above

YASHO INDUSTRIES LIMITED

REGISTERED OFFICE: Office No. 101/102, Peninsula Heights, C.D Barfiwala Marg, Juhu lane, Andheri (West), Mumbai – 400058, India
TEL: +91 22 62510100; FAX: +91 22 62510199; E-Mail: info@yashoindustries.com; CIN No: L74110MH1985PLC037900



INVESTOR PRESENTATION

Q1 FY 2026

This presentation and the accompanying slides (the “Presentation”), which have been prepared by **Yasho Industries Limited** (the “Company”), have been prepared solely for information purposes and do not constitute any offer, recommendation or invitation to purchase or subscribe for any securities, and shall not form the basis or be relied on in connection with any contract or binding commitment what so ever. No offering of securities of the Company will be made except by means of a statutory offering document containing detailed information about the Company.

This Presentation has been prepared by the Company based on information and data which the Company considers reliable, but the Company makes no representation or warranty, express or implied, whatsoever, and no reliance shall be placed on, the truth, accuracy, completeness, fairness and reasonableness of the contents of this Presentation. This Presentation may not be all inclusive and may not contain all of the information that you may consider material. Any liability in respect of the contents of, or any omission from, this Presentation is expressly excluded.

Certain matters discussed in this Presentation may contain statements regarding the Company’s market opportunity and business prospects that are individually and collectively forward-looking statements. Such forward-looking statements are not guarantees of future performance and are subject to known and unknown risks, uncertainties and assumptions that are difficult to predict. These risks and uncertainties include, but are not limited to, the performance of the Indian economy and of the economies of various international markets, the performance of the industry in India and world-wide, competition, the company’s ability to successfully implement its strategy, the Company’s future levels of growth and expansion, technological implementation, changes and advancements, changes in revenue, income or cash flows, the Company’s market preferences and its exposure to market risks, as well as other risks. The Company’s actual results, levels of activity, performance or achievements could differ materially and adversely from results expressed in or implied by this Presentation. The Company assumes no obligation to update any forward-looking information contained in this Presentation. Any forward-looking statements and projections made by third parties included in this Presentation are not adopted by the Company and the Company is not responsible for such third party statements and projections.



COMPANY OVERVIEW

Leading specialty and performance chemicals manufacturer

Yasho Industries is a pioneer in specialty and fine chemicals manufacturing, incorporated in 1985 by Mr. Vinod Jhaveri. Equipped with a dedicated research and development centre and state-of-the-art manufacturing facilities, we manufacture 142 products across five business verticals - Food Antioxidants, Aroma Chemicals, Rubber Chemicals, Lubricant Additives, and Specialty Chemicals. Our diverse product portfolio helps us serve a dynamic and far-reaching customer base across the world including the United States of America (USA), Europe, Asia, and the Middle East, securing around 65% of revenue from exports.



2

**Business
Categories**



148

Total product
(All Developed in house)



50+

**Countries of
presence**



2K+

Customers



32.5K

**Manufacturing
capacity (MT)**



2

**R&D
centres**



820+

Employees
(incl 30 R&D personnel)

Board of Directors



Mr. Vinod Jhaveri

Chairman & Executive Director



Mr. Parag Jhaveri

Managing Director & CEO



Mr. Yayesh Jhaveri

Whole Time Director



Mr. Anurag Surana

Non-Executive Independent Director



Mr. U R Bhat

Non-Executive Independent Director



Dr. Prakash Bhate

Non-Executive Independent Director



Mrs. Sudha Navandar

Non-Executive Independent Director

Diversified portfolio of over 148 products



Consumer Division

Applications

- Flavours and fragrances; personal care products - cosmetics & toiletries
- Agro chemicals & Pharmaceutical products
- Oral care preparations
- Edible oil, Confectioneries & food stuff, Animal feed, Vitamin premix, Nutraceutical



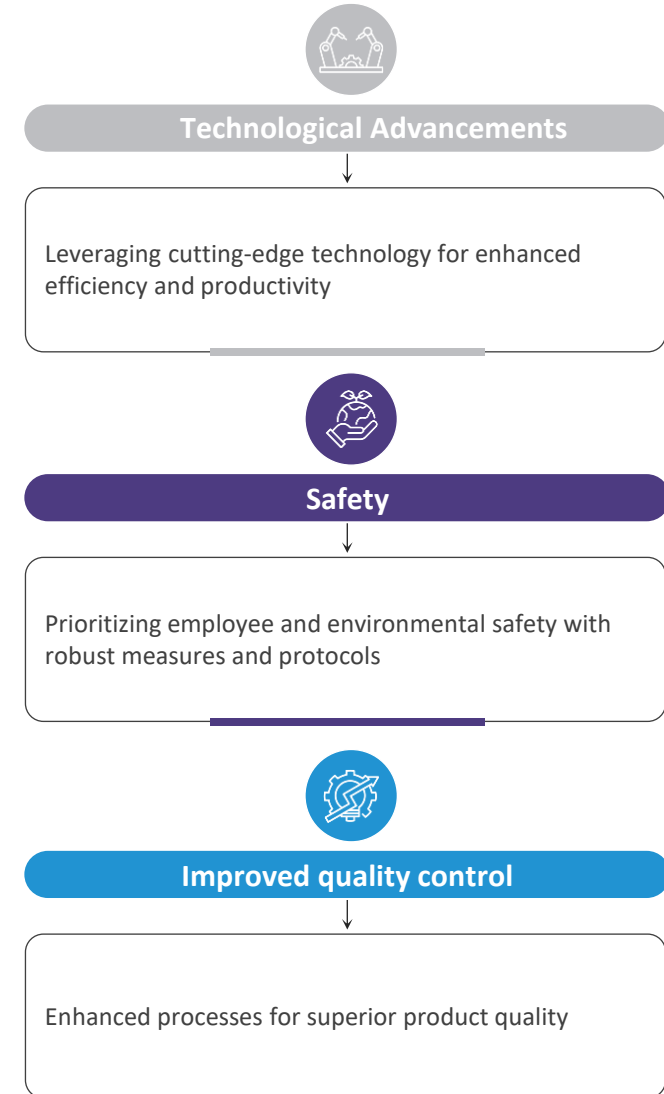
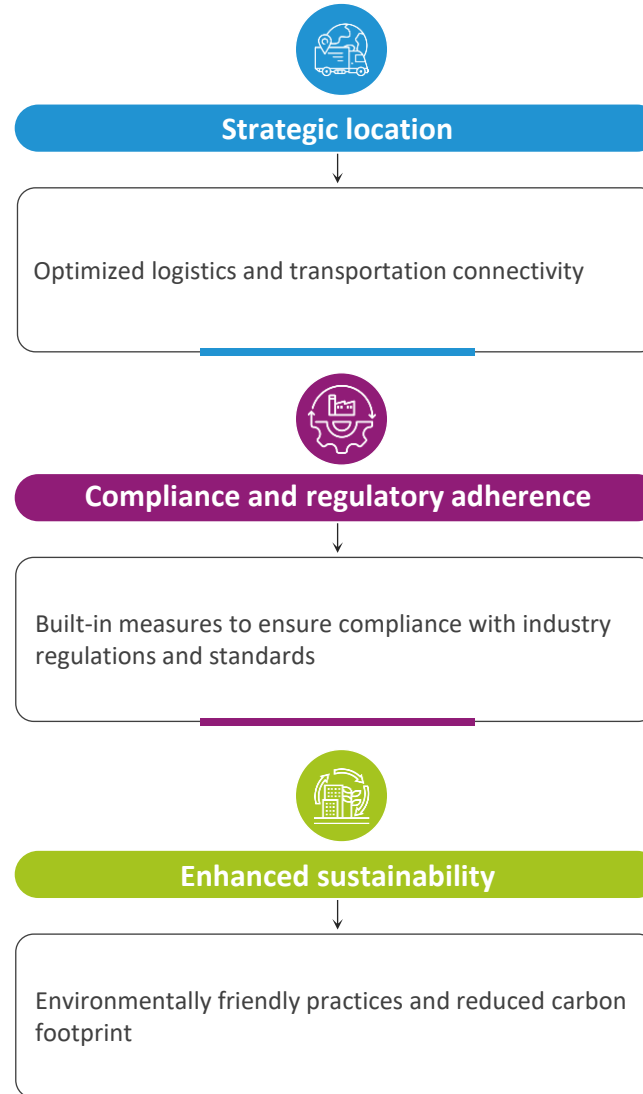
Industrial Division

Applications

- Tyres, Automobile components, Conveyor belts, surgical gloves, latex gloves, condoms, balloons
- Hydraulic, turbine, engine & gear oils, metal working fluids & greases
- Stabilisers for acrylics, printing inks/coating, UPR resins and fibre composite resins



Unlocking Global Opportunities with Our New State-of-the-Art Facility at Pakhajan



Research & Development



- As the cornerstone of our business, R&D is led by our promoters with active contribution and guidance
- We are working on process improvements and new products which align with our business portfolio
- Recently, we have upgraded our R&D facility and now have more than 30 chemists contributing actively
- Several projects are in various stages of development, and we are confident that this will help us to achieve our future growth

Quality Control



Research & Development & Quality Control is our core strength. YIL continues to invest in R&D and technological upgradation to ensure sustainable operations throughout its facilities

Our In-house testing facility & the state-of-the-art laboratory uses modern quality control methods and sophisticated instrumentation such as:

- AAS(Atomic Absorption Spectrophotometer)
- CHNS Analyzer
- Differential Scanning Calorimeter (DSC)
- FTIR (Fourier Transforms Infrared Spectrophotometer)
- GC (Gas Chromatography)
- HPLC (High-Performance Liquid Chromatography)
- UV Spectrophotometer

Certifications & Accreditation



ISO
Certification



FSSAI
Certification



STAR KOSHER
Certification



ecovadis
Certified



FSSC 22000
Certification



NSF
Certified



FAMIQS
Certification



HALAL
Certification



Q1 FY26 Results Highlights

Management Commentary on Results – Q1 FY26



Q1 FY26 Performance Update

We delivered a steady performance in Q1 FY26 despite a challenging global environment. Revenue for the quarter stood at ₹198.6 crore, marking the highest-ever quarterly revenue in the history of our company. Volume growth remained strong at 33% year-on-year, reflecting robust operational performance and sustained customer demand. Revenue growth was relatively modest at 14% year-on-year, primarily due to a significant correction in pricing over the past year. Encouragingly, we are now seeing signs of price stabilization, and do not anticipate further downward movement in the near term. Our continued focus on product mix optimization helped us achieve a healthy EBITDA margin of 17.05% on a consolidated basis.

Operational Highlights

Our Pakhajan facility operated at over 50% utilization during the quarter. We are actively engaged in exploring new growth opportunities and collaborations with global customers and expect a meaningful improvement in utilization levels in the upcoming quarters.

External Environment

Uncertainty in global tariff and trade policies has led to some delays in order finalizations, particularly in the industrial segment, which is closely linked to the automotive ancillary industry. We believe this situation is temporary and expect clarity over the next few months.

Despite these headwinds, the company has continued to grow both in terms of volume and revenue. Demand for most of our key chemicals remains stable, if not improving, and we are successfully gaining market share even in a challenging macro environment.

Capex and R&D Progress

As of date, we have incurred ₹30 crore towards our planned annual Capex. One of the key projects under this outlay, our state-of-the-art R&D laboratory, is progressing as scheduled and is expected to be completed by October 2025.

Financial Outlook

We remain focused on strengthening our balance sheet and are targeting to bring down our Debt-to-EBITDA ratio below 4x by March 2026 on the back of better capacity utilization of the Pakhajan plant.

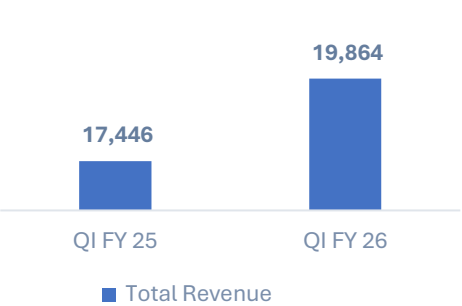
With strong order visibility, new customer additions, and operational ramp-up, we are confident of achieving over 40% revenue growth in FY26, while continuing to generate sustainable value for our shareholders.

Results Highlights (Q1 FY26)

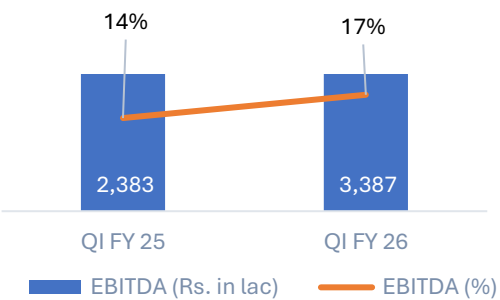
(Amt In lacs)



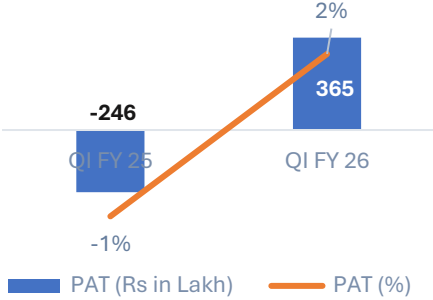
Revenue



EBITDA & EBITDA Margin



PAT & PAT Margin



Category-wise Revenue Breakup

	Industrial Chemicals	Consumer Chemicals
Q1FY26	87%	13%
Q1FY25	83%	17%

Geography-wise Revenue Breakup

	International	Domestic
Q1FY26	67%	33%
Q1FY25	61%	39%





Consolidated Income Statement – Q1 FY26

Particulars	Q1 FY26	Q1 FY25	Y-o-Y	Q4 FY25	Q-o-Q		FY25	FY24	Y-o-Y
Revenue from Operations	19,863.65	17,445.82	14%	18,481.47	7%		67,564.08	59,356.43	14%
Other Income	37.91	49.45		64.37			187.41	740.60	
Total Revenue	19,901.56	17,495.27		18,545.84			67,751.49	60,097.03	
Cost of Material Consumed	12,763.04	11,501.10		10,655.88			46,042.57	34,406.46	
Change in Inventories of Finished goods & Work in Progress	-944.96	-134.36		-106.18			-7,036.88	3,604.59	
Total Material Consumed	11,818.08	11,366.74		10,549.70			39,005.69	38,011.05	
Gross Profit	8,083.48	6,128.53		7,996.14			28,745.80	22,085.99	
Gross Profit Margin (%)	40.62%	35.03%		43.12%			42.43%	36.75%	
Employee Expenses	1733.05	1528.34		1681.42			6448.42	4315.56	
Other Expenses	2963.57	2217.23		2762.47			10442.95	7049.32	
EBITDA	3,386.86	2,382.96	42%	3,552.25	-5%		11,854.43	10,721.11	11%
EBITDA Margin (%)	17.02%	13.62%		19.15%			17.50%	17.84%	
Depreciation	1318.05	1172.03		1298.30			5006.49	1562.17	
EBIT	2,068.81	1,210.93		2,253.95			6,847.94	9,158.94	-25%
EBIT Margin (%)	10.4%	6.9%		12.2%			10.1%	15.2%	
Finance Cost	1493.89	1415.18		1450.97			5946.40	1486.71	
Profit before Tax	574.92	-204.25		802.98			901.53	7,672.23	-88%
Profit before Tax(%)	3%	-1%		4%			1%	13%	
Tax	210.46	41.93		299.94			291.01	1878.56	
Profit After Tax	364.46	-246.18		503.04			610.52	5,793.67	-89%
PAT Margin (%)	2%	-1%		3%			1%	10%	
EPS	3.02	-2.16		4.38			5.32	50.83	

Shareholders Information

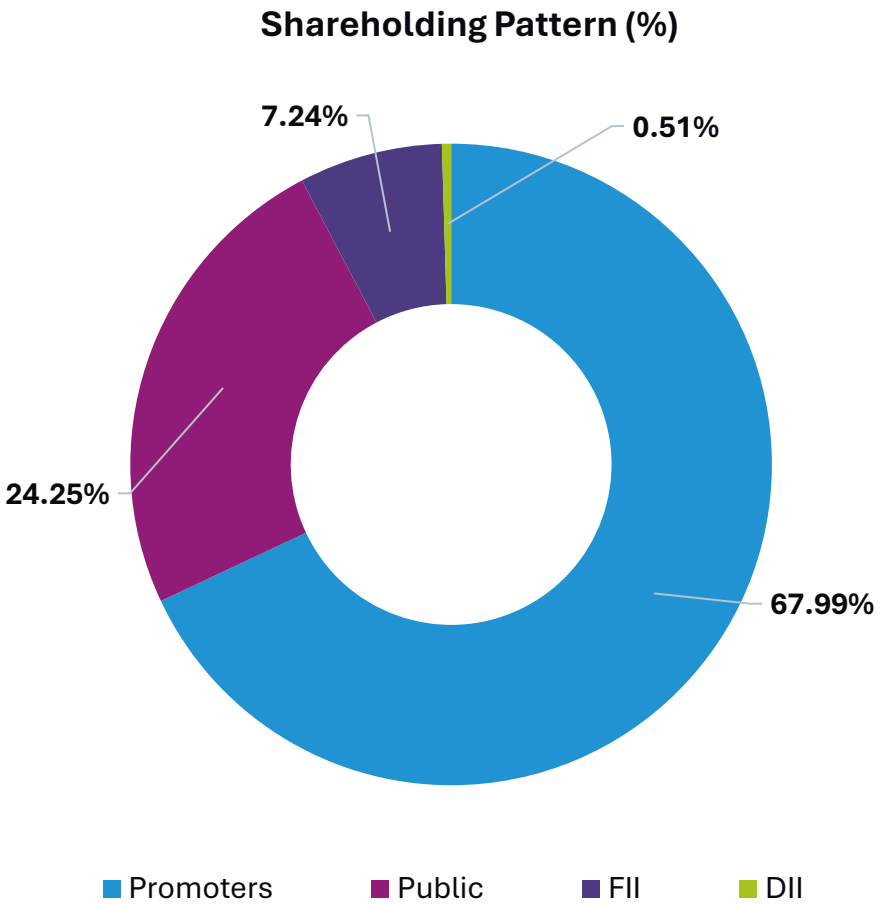
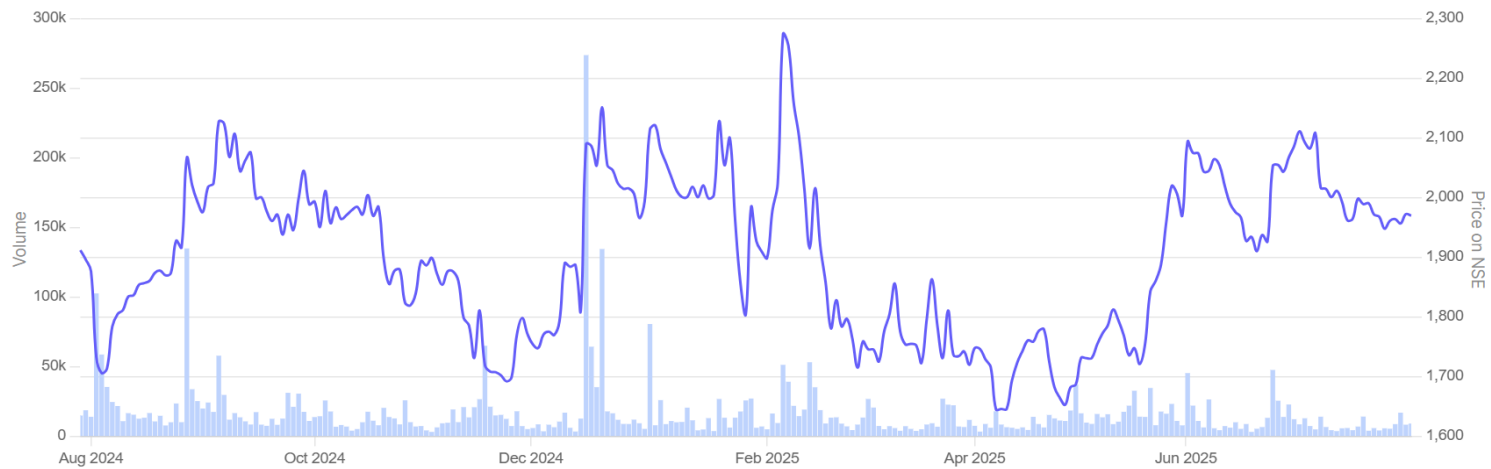


Stock Information (as on 30th July 2025)

 Market Capitalization (₹)	2,363.19
 Shares Outstanding	12.0 mn.
 Free Float	627.40
 Symbol BSE / NSE	541167 / YASHO

(As on 30th June 2025)

Stock Performance Chart





BSE

541167



YASHO

Bloomberg

YASHO:IN



REUTERS

YASHO:NS



Mr. Chirag Shah
Chief Financial Officer

chirag@yashoindustries.com
www.yashoindustries.com

CIN – L74110MH1985PLC037900



Investor Relations:

Mr. Bhavya Shah
bhavya.shah@in.mpms.mufg.com
+91 80827 48577

Ms. Masoom Rateria
masoom.rateria@in.mpms.mufg.com
+91 87189 91940