



Yasho Industries Limited

Investor Presentation – October 2020

Safe Harbour

This presentation and the accompanying slides (the “Presentation”), which have been prepared by **Yasho Industries Limited (the “Company”)**, have been prepared solely for information purposes and do not constitute any offer, recommendation or invitation to purchase or subscribe for any securities, and shall not form the basis or be relied on in connection with any contract or binding commitment whatsoever. No offering of securities of the Company will be made except by means of a statutory offering document containing detailed information about the Company.

This Presentation has been prepared by the Company based on information and data which the Company considers reliable, but the Company makes no representation or warranty, express or implied, whatsoever, and no reliance shall be placed on, the truth, accuracy, completeness, fairness and reasonableness of the contents of this Presentation. This Presentation may not be all inclusive and may not contain all of the information that you may consider material. Any liability in respect of the contents of, or any omission from, this Presentation is expressly excluded.

This presentation contains certain forward looking statements concerning the Company’s future business prospects and business profitability, which are subject to a number of risks and uncertainties and the actual results could materially differ from those in such forward looking statements. The risks and uncertainties relating to these statements include, but are not limited to, risks and uncertainties regarding fluctuations in earnings, our ability to manage growth, competition (both domestic and international), economic growth in India and abroad, ability to attract and retain highly skilled professionals, time and cost over runs on contracts, our ability to manage our international operations, government policies and actions regulations, interest and other fiscal costs generally prevailing in the economy. The Company does not undertake to make any announcement in case any of these forward looking statements become materially incorrect in future or update any forward looking statements made from time to time by or on behalf of the Company.



Company Overview

Yasho Industries Ltd : A Snapshot



Manufacturer of specialty and performance chemicals

Technocrat Promoters

Strong Presence in Over 40 Countries

Global Certifications

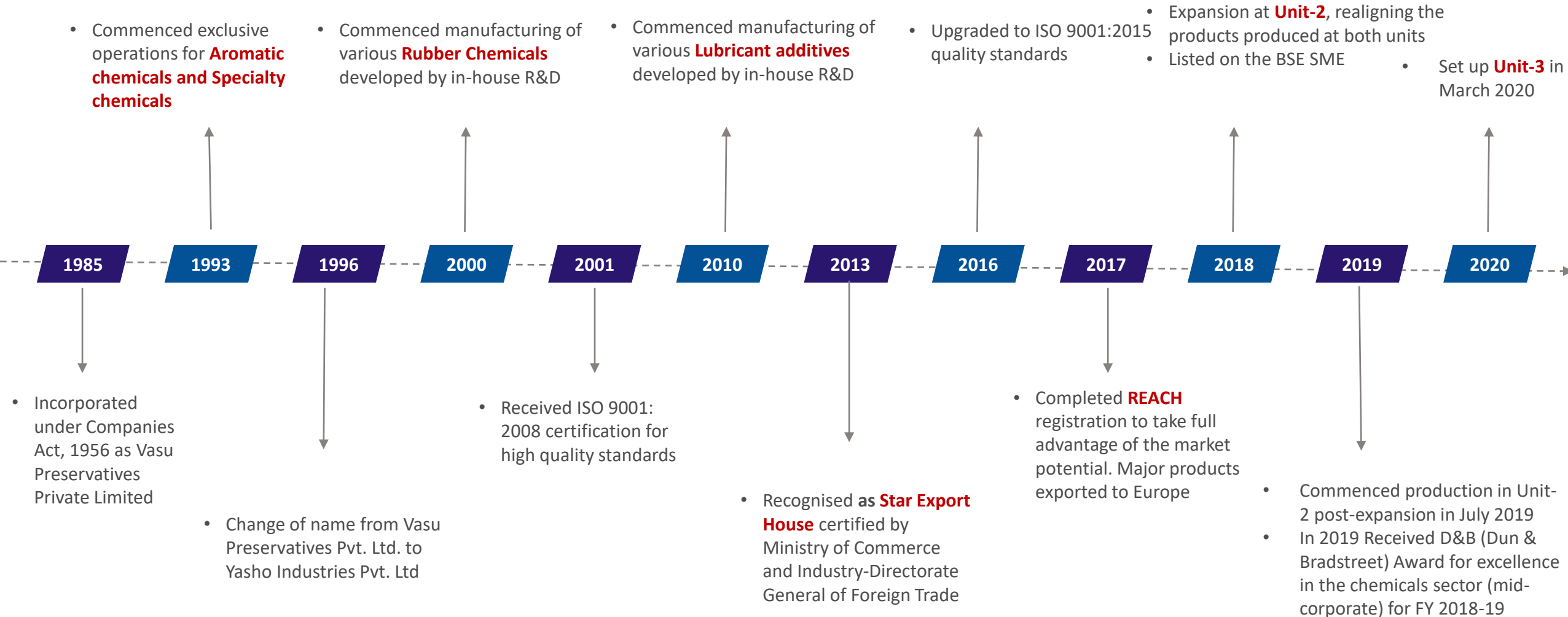
Business Vertical : 5

Total Products : 160

9,200 MT
Manufacturing Capacity

3 Manufacturing Units in
Vapi, Gujarat

Our Journey from Aromatic Chemicals to Rubber & Lubricant additives



Diversified Business Portfolio

Highly Competitive segments

Limited Competition, Export Opportunity and Superior Margin Profile



Aroma Chemicals


Food Antioxidants

Rubber Chemicals

Lubricant Additives

Specialty Chemical

Business Verticals



Multi-Products

Multi-Applications

Multi-Reach

Made in India : Delivering Globally

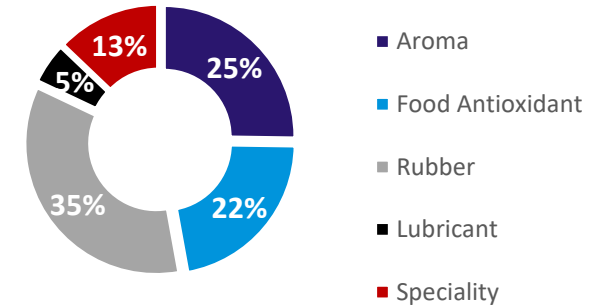
Strong Presence in over **40 countries** across Europe, America, Middle East and Asia.

Exports over **55%**

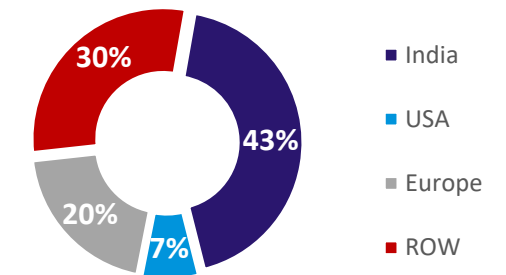


Recognized Supplier in Global Markets since last **2 Decades**

FY20 Segment-wise Revenue Breakup (Rs 293 Cr)



FY20 Region-wise Revenue Breakup (Rs 293 Cr)



Large Marquee Clients



हिन्दुस्तान पेट्रोलियम



Balmer Lawrie



IndianOil



For a healthy growing nation



We are a **customer-centric producer**,
with the ability to deliver as per the
specifications desired by our buyers.

and many more ...

Our Facilities are Multipurpose & Multiproduct

**Total Capacity
9,200 MTPA**

**3 Units at
Vapi, Gujarat**

**3,700 MTPA expanded
in last 2 years**

Competitive Edge

Unit 1: 3,450 MTPA



- 950 MTPA Additional Capacity added in FY19
- FY20: 92% Capacity Utilization

01

Strategically located within 200 Kms from Nhava Sheva Sea Port

Unit 2: 4,550 MTPA



- Additional capacity of 1,550 MTPA commissioned in FY20

02

Designed to be 'multi-purpose', giving us the advantage of manufacturing several products

Unit 3: 1,200 MTPA



- Warehousing facilities and new 1,200 MTPA capacity commissioned in March 20
- Ramp up expected by end of FY21


03

Easy access for import of raw materials and export of finished goods

04

Dedicated R&D center with well equipped instrument

Research & Development is core to our approach

- 
- A photograph of various laboratory glassware including a large beaker with yellow liquid, a smaller beaker with red liquid, a test tube with orange liquid, and several flasks with green, blue, and red liquids. The background is a colorful periodic table of elements.
- Being a specialty chemical company, Our R&D Team is the backbone of the company. It has contributed greatly to the growth and expansion of our company.
 - Our R&D facility is DSIR certified, thereby having official recognition by the Government
 - Our research has been the focused-on development and optimization of the new products, upgrading process and improving existing products using green chemistry.
 - Over the years, we have constantly increased our R&D spend to deliver the best quality products to our customers.
 - Our R&D department has developed a whole range of rubber chemicals, antioxidants, lube additives and various other specialty chemicals indigenously.



Greening our Operations

Our R&D capabilities identify process bottlenecks and undertake specific initiatives to enhance efficiencies. This leads to **cost optimization** and ensures **higher capacity utilization**.

This has helped to **reduce waste generated** at the facilities.

Further, the use of environment-friendly catalysts in the units help in **eliminating toxic metal waste generation**.

We improved several processes to **reduce water consumption by more than 50%**.

We also continued our efforts towards new product development in the emerging fields of **electric vehicles and Euro-VI fuel**.

Global Certifications : Highly compliant Manufacturer

ISO 9001:2015 –
Quality standards

HALAL – certifies various products processed by us is registered with Jamiat Ulama Halal Foundation (JUHF)

Delivering Highest Quality Products
Across the Globe

FSSC 22000 –
Food safety standards

FSSAI – certifies items of food products are authorised to manufacture/ re-pack/re-label

Our Testing laboratory is well equipped with
modern instruments

FAMI-QS – Feed Safety Management System including Good Manufacturing Practice (GMP) in compliance with FAMI-QS Code

Export Inspection Agency Certification – certifies food antioxidants and flavouring compound for export to all countries excluding EU

Our conformity to Global Best Practices have led us to achieving Global Certifications which act as an entry barrier especially in large Exports market

STAR-K KOSHER – certifies various products as KOSHER certified

REACH -
To take full advantage of the market potential. Major products exported to Europe

Board of Directors



Mr. Vinod Jhaveri

Founder, Chief Financial Officer & Whole Time Director

- One of the founding promoters of the Company. He is a Commerce graduate from Gujarat University
- He remains the main guiding force behind the growth and business strategy and plays a crucial role in the accounts and finance function
- Built a robust framework for excellence in execution



Mr. Ashok Malaviya

Non-Executive Independent Director

- Commerce graduate from Mumbai University with over 20 years of experience in handling exports, worldwide parcel service, bulk cargo handling and trading of special hazardous chemicals
- As an Independent Director, he provides his expertise and inputs, to ensure that the Board adheres to the required corporate governance requirements



Mr. Parag Jhaveri

Chairman and Managing Director

- M.Sc Chemistry from Mumbai University. He has over three decades of experience in the chemical industry
- He played a key role in ensuring the robust growth of the organisation with oversight over the functions of sales, finance, R&D and marketing



Mrs. Mila Desai

Non-Executive Independent Director

- Commerce graduate and has completed her Master's Degree from Calcutta University. She has various diplomas in fields such as Foundation and Advanced Course in Learning Disabilities and Diploma in Early Childhood Teacher Education



Mr. Yayesh Jhaveri

Whole Time Director

- Commerce graduate from Mumbai University. With experience of more than 25 years in the chemical industry, he has played an eminent role in handling the purchase, logistics, supply chain and production planning
- He also played an integral part in setting up Unit-II & Unit-III



Dr. Prakash Bhatte

Non-Executive Independent Director

- Ph.D. in Organic Chemistry from the Ohio State University, Columbus. He has over 37 years of experience in the chemical industry. He is a visiting professor at the Institute of Chemical Technology in Mumbai
- He has been elected as the Fellow of Society of Dyers and Colourists (UK) in 2011-12, and is a member of the American Chemical Society



Business Overview

Aroma Chemicals

Aroma Chemicals

Food Antioxidants

Rubber Chemicals

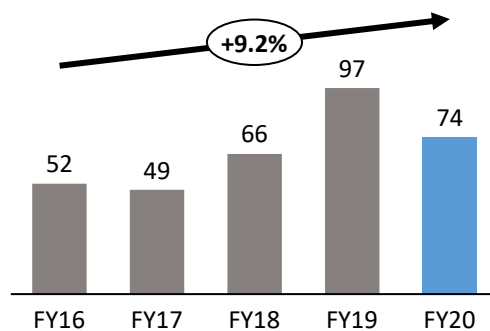
Lubricant Additives

Specialty Chemicals

- We are the market leaders for clove oil and its derivatives
- Chemicals like fatty esters and natural essential / aroma oils cater to a gamut of personal care products such as cosmetics and toiletries. They are also used for flavours and fragrances, and in pharmaceutical segments for pain relief, cold and cough formulations
- It is also utilized in dentifrices and oral care preparations including toothpaste, tooth powder and mouthwash
- It is also used as an insect repellent



Revenue Trend (Rs. Crs.)



- Total Products: 35
- Revenue Contribution: ~25%
- Margin: Single Digit
- Domestic Market Presence: Yes
- Global Market Presence : Yes



Food Antioxidants

Aroma Chemicals

Food Antioxidants

Rubber Chemicals

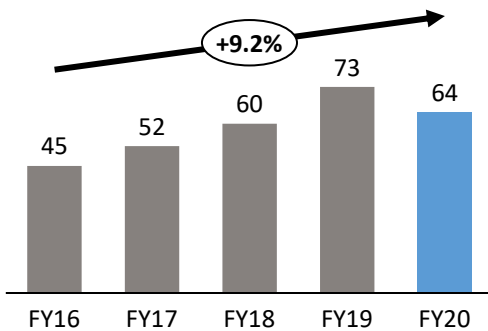
Lubricant Additives

Specialty Chemicals

- Fatty oils and oil-based foods are prone to auto-oxidation that results in a rancid taste and unpleasant odour
- Our antioxidants help inhibit the negative effects of oxidation.
- The YANTQ brand of synthetic antioxidants has superior antioxidative power and finds application in foodstuff
- It helps enhance the food nutrient content, keeps it fresh and makes it more appetizing
- This is also used in animal feed, vitamin pre-mixes and in nutraceuticals



Revenue Trend (Rs. Crs.)



- Total Products: 14
- Revenue Contribution: ~22%
- Margin: Single Digit
- Domestic Market Presence: Yes
- Global Market Presence : Yes

Rubber Chemicals

Aroma Chemicals

Food Antioxidants

Rubber Chemicals

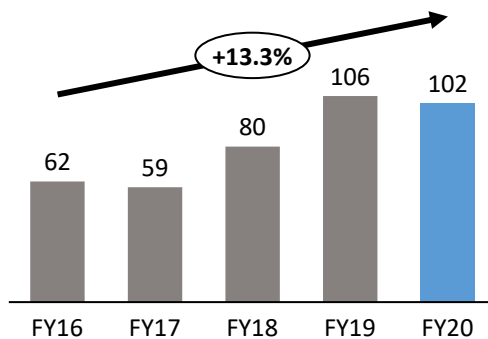
Lubricant Additives

Specialty Chemicals

- Our range of rubber chemicals is used to manufacture rubber products like tyres, automotive components like hoses, seals, conveyor belts, and others
- They are also used in the manufacture of surgical gloves, condoms, balloons and latex gloves.



Revenue Trend (Rs. Crs.)



- Total Products: 64
- Revenue Contribution: ~35%
- Margin: Double Digit
- Domestic Market Presence: Yes
- Global Market Presence : Yes

Lubricant Additives

Aroma Chemicals

Food Antioxidants

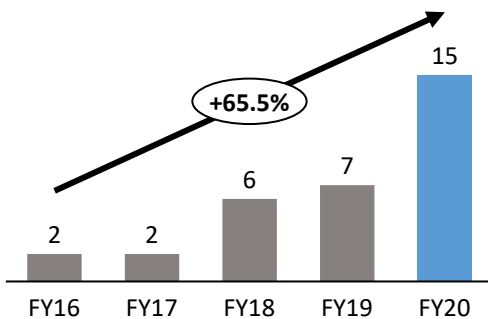
Rubber Chemicals

Lubricant Additives

Specialty Chemicals

- Our Lubricant additives improve the performance of lubricants by providing critical performance parameters
- They improve boundary lubricity, extreme pressure properties, inhibit corrosion and improve oxidation resistance
- This products are marketed under the “YALUB”
- It finds application in hydraulic, turbine, engine and gear oils, metal working fluids and greases

Revenue Trend (Rs. Crs.)



- Total Products: 24
- Revenue Contribution: ~5%
- Margin: Double Digit
- Domestic Market Presence: Yes
- Global Market Presence : Yes



- Yasho manufactures a range of Additives for Industrial / Automotive Lube & Greases like
 - Antioxidants (Phenolic / Aminic)
 - Molybdenum based Friction Modifiers / Antiwear agents
 - Dithiocarbamates
 - Thiadiazoles Corrosion Inhibitor & Extreme pressure additives
 - Triazole Metal Deactivators

Specialty Chemicals

Aroma Chemicals

Food Antioxidants

Rubber Chemicals

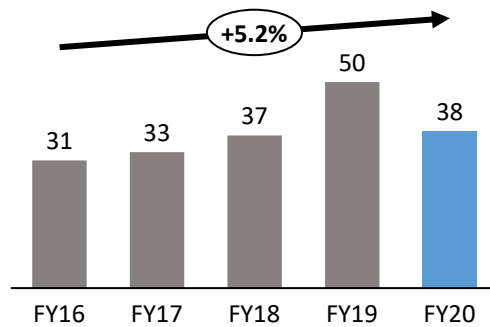
Lubricant Additives

Specialty Chemicals

- These value-added chemicals are used as stabilisers for acrylics, printing inks, UPR resins and fibre composite resins, as cross linkers for thermoplastics urethanes, electroplating chemicals, intermediates for API and bulk drugs, and agrochemicals.



Revenue Trend (Rs. Crs.)



- Total Products: 23
- Revenue Contribution: ~13%
- Margin: Double Digit
- Domestic Market Presence: Yes
- Global Market Presence : Yes



Embracing Opportunities

Opportunities

- China +1 Opportunity
- Strong Domestic Demand
- Demand for Global Supplier of Niche Products
- Atmanirbhar Bharat opportunity

Our Edge

- Recognized Global Partner
- Strategically located near Port
- Multi-purpose , Multiproduct Plant
- Dedicated R&D Centre with well equipped instrument
- Branding & Distribution Capabilities
- As an environmentally conscious company, we stand to benefit from stricter environment norms and compliance

Future Ready

- Capacity Ready for Future Growth
- Continuous Product Development
- Wide distribution reach through distributors
- Diversified Client base across multiple industries

Global
Chemical
Market:
\$2.4 trn

Global
Specialty
Chemical
Market:
\$470 bn

Indian
Specialty
Chemical
Market: \$32
bn


Indian
Chemical
Products:
+70,000

Compliant
Manufactur
ers have a
competitive
edge

Our
Opportunity
: Medium to
High

We have a De-Risked & Diversified Product Portfolio

- Our distributed product portfolio catering to multiple industries which insulates us from downturns in specific industries
- It also gives us more avenues to market our innovative products and solutions
- While Food Antioxidants and Aroma Chemicals segments witnessed robust demand during FY 2019-20, Industrial and Specialty Chemicals businesses remained sensitive to economic cycles
- Although the automobile industry slowdown affected sale of rubber chemicals, but our Specialty Chemicals segment witnessed strong demand and rising sales

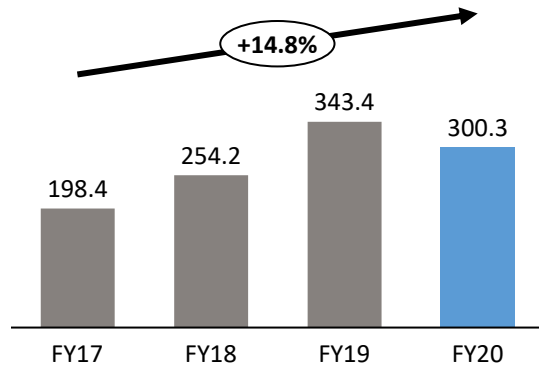




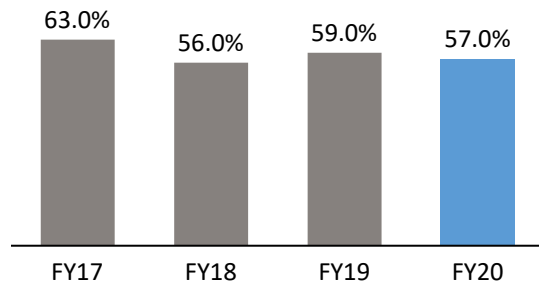
Financial Highlights

Performance Highlights

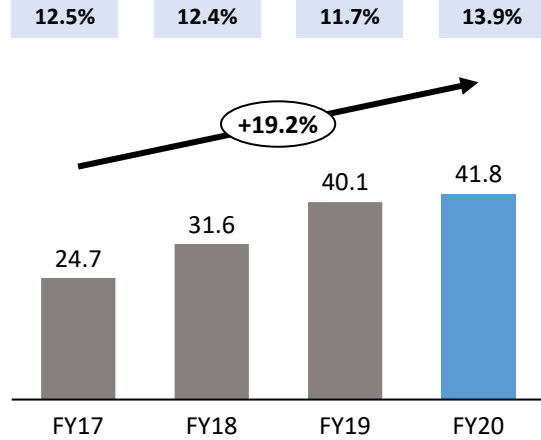
Revenue (Rs. Crs.)



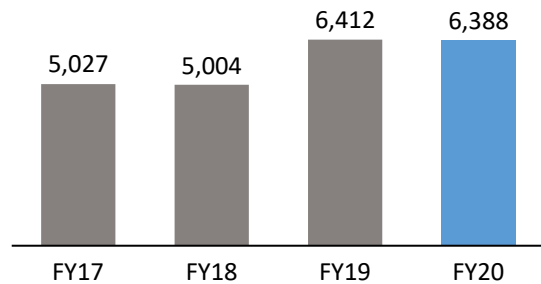
Export (%)



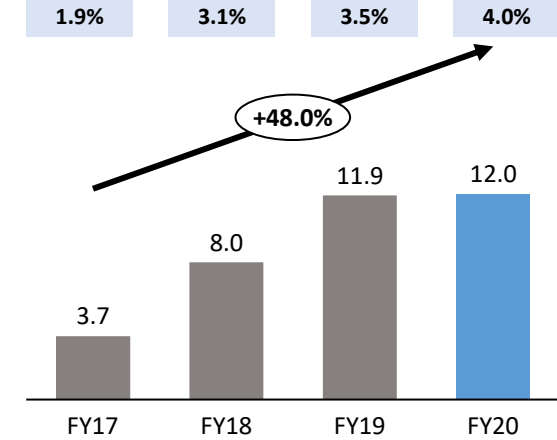
EBITDA (Rs. Crs.)



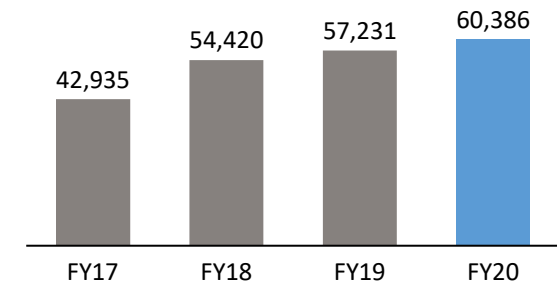
Volume* (MTPA)



PAT (Rs. Crs.)



EBITDA/ Tonne** (Rs)



12.5% 12.4% 11.7% 13.9%

+19.2%

1.9% 3.1% 3.5% 4.0%

+48.0%

Margin

91% 91% 99% 80%*

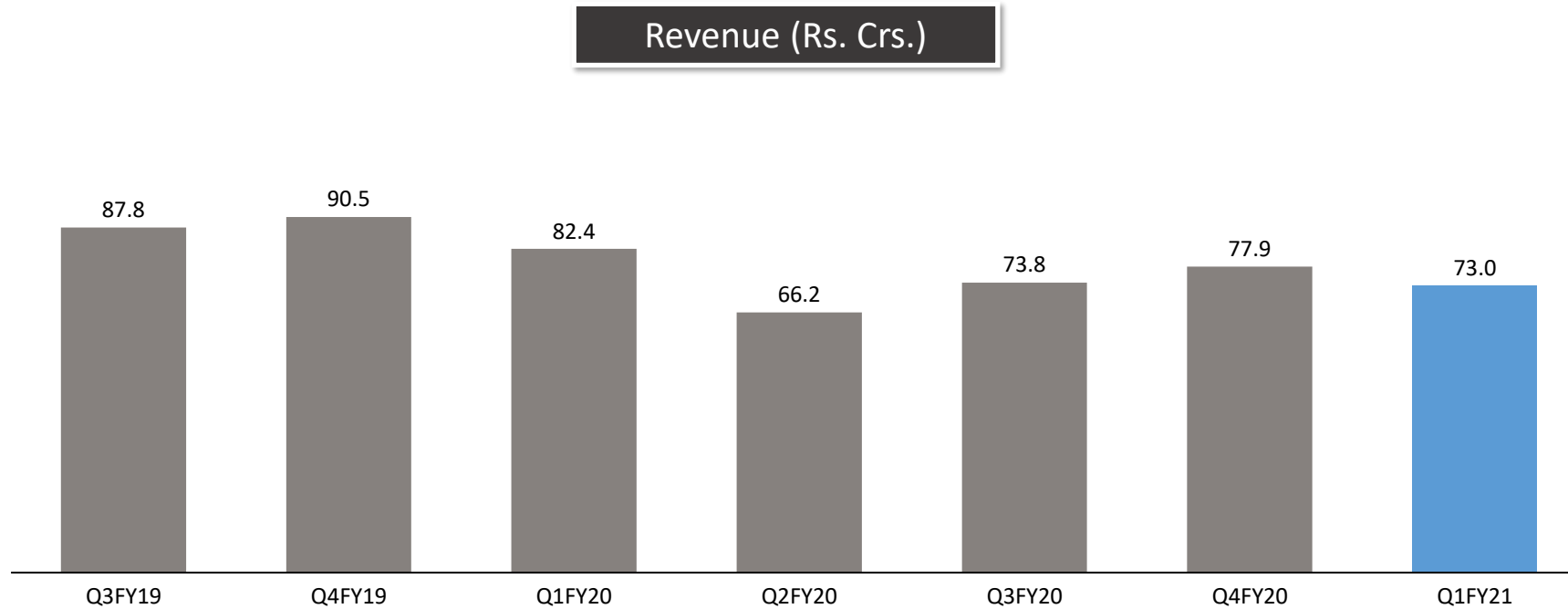
Utilization

Revenue Includes Other Income

*New Unit III capacity of 1200 tonne commercialized from April 2020

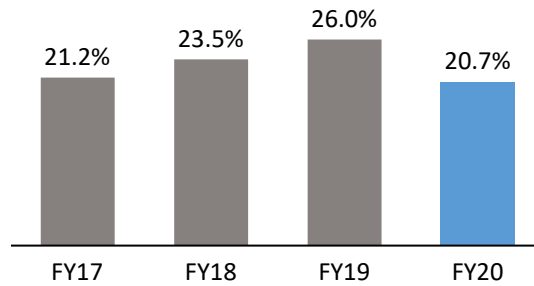
**Excluding other Income

Quarterly Performance Highlights

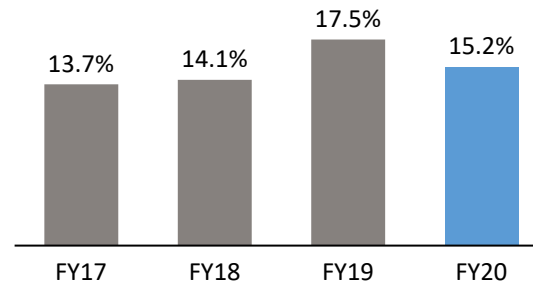


Performance Highlights

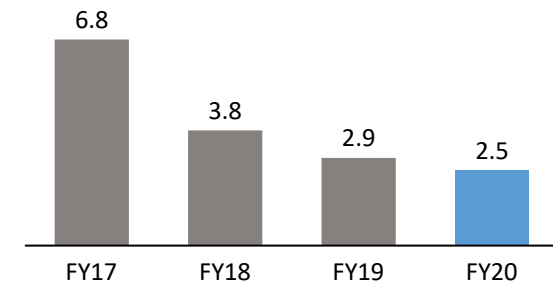
ROE (%)



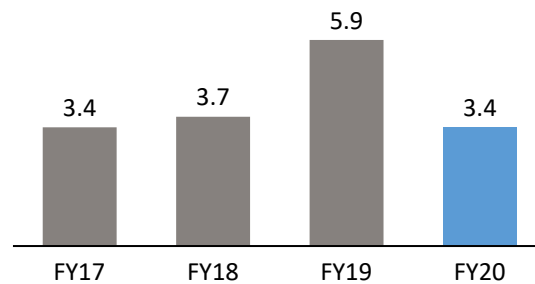
ROCE (%)



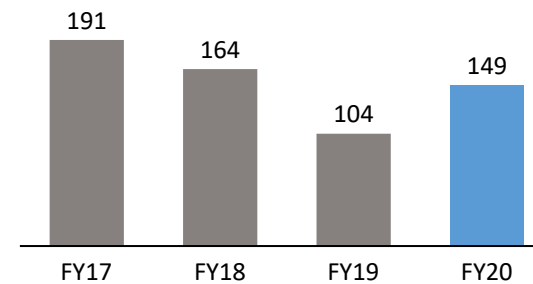
Net Debt / Equity (x)



Fixed Asset Turnover (x)



Working Capital Days



Profit & Loss Statement

Particulars (Rs. In Crs.)	Q1FY21	Q1FY20	Y-o-Y	Q4FY20	Q-o-Q	FY20	FY19	Y-o-Y
Revenue from Operation	72.0	80.7	-10.7%	77.2	-6.7%	297.1	340.1	-12.6%
Other income	0.9	1.8		0.7		3.2	3.4	
Total Revenue	73.0	82.4	-11.5%	77.9	-6.4%	300.3	343.4	-12.6%
Cost of Material Consumed	47.6	56.1		47.1		188.5	230.8	
Employee's Benefits Expense	4.6	4.7		5.9		20.9	17.4	
Other Expenses	9.8	12.7		14.3		49.1	55.1	
EBITDA	11.0	8.9	23.1%	10.6	3.7%	41.8	40.1	4.3%
EBITDA Margin	15.1%	10.9%	420 bps	13.6%	150 bps	13.9%	11.7%	220 bps
Depreciation	2.8	2.0		2.6		9.4	7.5	
EBIT	8.2	7.0	17.6%	8.0	2.5%	32.3	32.6	-0.7%
Finance cost	4.4	3.4		3.9		15.5	15.8	
PBT	3.8	3.5	8.3%	4.1	-6.3%	16.9	16.8	0.4%
Tax expense	1.0	0.8		1.8		4.9	4.9	
PAT	2.8	2.7	5.6%	2.3	21.9%	12.0	11.9	0.8%
PAT Margin	3.9%	3.3%	60 bps	3.0%	90 bps	4.0%	3.5%	50 bps
EPS	2.61	2.48		2.14		11.00	10.91	

Balance Sheet Statement

ASSETS (Rs. Crs)	Mar-20	Mar-19
(a) Fixed Assets		
Tangible Assets	87.6	58.6
Intangible Assets	15.1	14.7
Capital Work-in-Progress	11.6	22.7
(b) Non-current investments	0.1	0.1
(c) Long Term Loans & advances	5.9	5.2
Non current Assets	120.3	101.3
Current Assets		
(a) Inventories	73.4	68.2
(b) Trade Receivable	60.2	58.3
(c) Cash & Bank balance	8.4	7.5
(d) Short term loans & advances	12.1	14.5
(e) Other Current Assets	-	-
Current Assets	154.1	148.5
Total Assets	274.4	249.8

EQUITY AND LIABILITIES (Rs. Crs.)	Mar-20	Mar-19
Shareholders Funds	57.8	45.8
(a) Share Capital	10.9	10.9
(b) Reserve & Surplus	46.9	34.9
Non-Current Liabilities		
(a) Long-Term Borrowings	60.5	64.1
(b) Deferred Tax Liabilities (Net)	9.3	7.3
(c) Long Term Provisions	1.2	1.3
Non-Current Liabilities	71.1	72.7
Current Liabilities		
(a) Short Term Borrowings	94.7	75.9
(b) (i) Trade payables to micro & small enterprise	4.9	5.1
(ii) Trade payables to other enterprise	28.0	35.7
(c) Other Current Liabilities	14.6	11.4
(d) Short Term Provisions	3.3	3.2
Current Liabilities	145.5	131.3
Total Liabilities	274.4	249.8

Way Forward




Capacity Ramp-up

- New 1200 MTPA capacity added in Mar-April 2020
- We plan to reach **optimum utilization** by 2022



Focusing on High Margin Products

- We plan to **improve our product mix** significantly to high margin Rubber, Lubricant and Specialty products portfolio




Strengthening Balance Sheet

- Increasing utilization to lead to generation of free cash flow which shall be deployed in **de-leveraging** the Balance Sheet



Continuous Product Development

- **Innovate new product solution** for our clients through continuous product development



Contact Information

Company :



Yasho Industries Ltd.
CIN – L74110MH1985PLC037900
Mr. Yayesh Jhaveri
Email - yayesh@yashoindustries.com
www.yashoindustries.com

Investor Relations Advisors :

SGA Strategic Growth Advisors

Strategic Growth Advisors Pvt. Ltd.
CIN - U74140MH2010PTC204285
Mr. Shrikant Sangani
Email - shrikant.sangani@sgapl.net
+91 9619595686
www.sgapl.net
