



Yasho Industries Limited

Investor Presentation – November 2020

Safe Harbour

This presentation and the accompanying slides (the “Presentation”), which have been prepared by **Yasho Industries Limited (the “Company”)**, have been prepared solely for information purposes and do not constitute any offer, recommendation or invitation to purchase or subscribe for any securities, and shall not form the basis or be relied on in connection with any contract or binding commitment whatsoever. No offering of securities of the Company will be made except by means of a statutory offering document containing detailed information about the Company.

This Presentation has been prepared by the Company based on information and data which the Company considers reliable, but the Company makes no representation or warranty, express or implied, whatsoever, and no reliance shall be placed on, the truth, accuracy, completeness, fairness and reasonableness of the contents of this Presentation. This Presentation may not be all inclusive and may not contain all of the information that you may consider material. Any liability in respect of the contents of, or any omission from, this Presentation is expressly excluded.

This presentation contains certain forward looking statements concerning the Company’s future business prospects and business profitability, which are subject to a number of risks and uncertainties and the actual results could materially differ from those in such forward looking statements. The risks and uncertainties relating to these statements include, but are not limited to, risks and uncertainties regarding fluctuations in earnings, our ability to manage growth, competition (both domestic and international), economic growth in India and abroad, ability to attract and retain highly skilled professionals, time and cost over runs on contracts, our ability to manage our international operations, government policies and actions regulations, interest and other fiscal costs generally prevailing in the economy. The Company does not undertake to make any announcement in case any of these forward looking statements become materially incorrect in future or update any forward looking statements made from time to time by or on behalf of the Company.



Quarterly Highlights

Business Highlights



34%
Total Revenue
growth on YoY basis



21%
EBITDA
growth on YoY basis



24%
Sales Volume
growth on YoY basis

“We are pleased to report strong revenue growth of 34% for the quarter on YoY basis at Rs 88.9 Cr. This increase in revenue is on back of robust demand for our products across the globe. Our sales volume grew by 24% and absolute EBITDA grew by 21%. As we scale our revenues, we expect to improve our profitability.

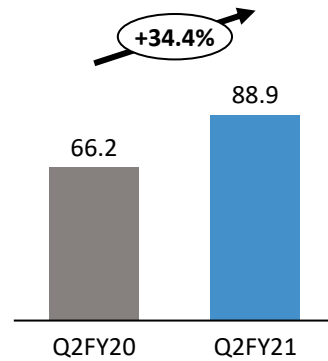
We can encapsulate opportunities and deliver client’s requirement through our diverse product basket. High-quality standard products and various global certifications gives us a competitive edge in the global markets. Many companies across the globe are scouting for new alternate vendor and we are happy to qualify and become their long-term business partner.

Continuous product innovation, customer centric approach and with our increase in capacity, we are well equipped to deliver our commitments. We are seeing an uptick in overall demand for all our products and we foresee this business momentum to continue.”

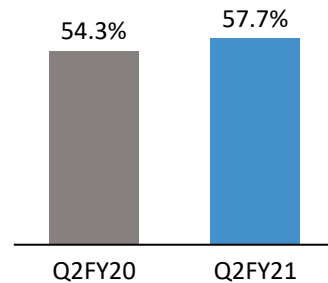
Mr. Parag Jhaveri,
Chairman and Managing Director

Financial Highlights

Revenue (Rs. Crs.)

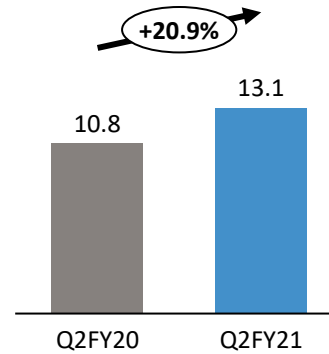


Export (%)

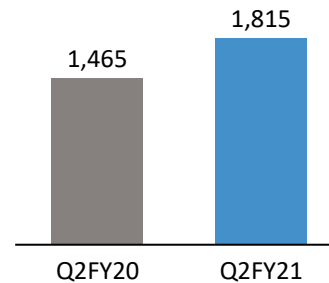


EBITDA (Rs. Crs.)

16.3% 14.7%

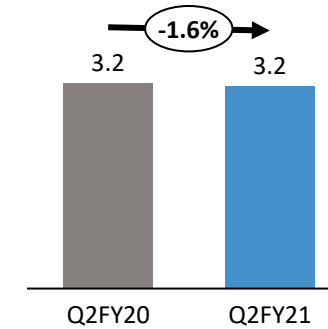


Volume* (MTPA)

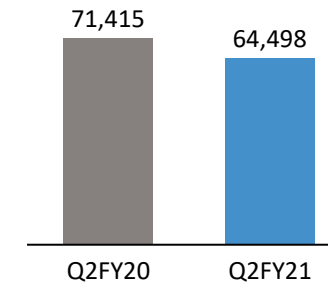


PAT (Rs. Crs.)

4.9% 3.5%



EBITDA/ Tonne** (Rs)



Margin

Revenue Includes Other Income

*New Unit III capacity of 1200 tonne commercialized from April 2020

**Excluding other Income

Profit & Loss Statement

Particulars (Rs. In Crs.)	Q2FY21	Q2FY20	Y-o-Y	Q1FY21	Q-o-Q	H1FY21	H1FY20	Y-o-Y	FY20
Revenue from Operation	87.54	65.82	33.0%	72.03	21.5%	159.57	146.48	8.9%	297.06
Other income	1.38	0.36		0.93		2.31	2.13		3.22
Total Revenue	88.92	66.18	34.4%	72.96	21.9%	161.88	148.62	8.9%	300.28
Cost of Material Consumed	56.74	40.59		47.60		104.34	96.70		188.49
Employee's Benefits Expense	5.41	4.25		4.56		9.97	9.88		20.74
Other Expenses	13.68	10.52		9.43		23.11	22.94		48.14
EBITDA	13.09	10.82	20.9%	11.37	15.1%	24.45	19.10	28.1%	42.91
EBITDA Margin	14.7%	16.3%		15.6%		15.1%	12.8%		14.3%
Depreciation	3.18	2.63		3.05		6.23	4.79		10.38
EBIT	9.91	8.19	21.0%	8.32	19.2%	18.22	14.31	27.4%	32.53
Finance cost	4.78	3.95		4.47		9.25	7.43		15.59
PBT	5.13	4.24	21.1%	3.85	33.3%	8.98	6.88	30.5%	16.94
Tax expense	1.97	1.02		0.99		2.97	1.74		4.89
PAT	3.16	3.21	-1.8%	2.86	10.5%	6.01	5.14	17.0%	12.05
PAT Margin	3.5%	4.9%		3.9%		3.7%	3.5%		4.0%
EPS	2.88	2.93		2.60		5.48	4.68		10.98

Balance Sheet

ASSETS (Rs. Crs)	Sep-20	Mar-20	EQUITY AND LIABILITIES (Rs. Crs.)	Sep-20	Mar-20
Fixed Assets			Shareholders Funds	63.44	57.51
Property, Plant and Equipment	101.8	91.3	Shareholders equity	10.9	10.9
Intangible Assets	17.8	15.1	Reserve & Surplus	52.5	46.6
Capital Work-in-Progress	-	11.6	Non-Current Liabilities		
Non-current investments	0.1	0.1	Long-Term Borrowings	68.1	59.8
Long Term Loans & advances	2.6	2.5	Deferred Tax Liabilities (Net)	1.7	1.2
Defered Tax Assets	-	-	Other Long Term Liabilities	2.9	3.5
Other Non-Current assets	2.3	3.4	Long Term Provisions	9.6	9.3
Non current assets	124.6	124.0	Non-Current Liabilities	82.3	73.8
Current Assets			Current Liabilities		
Inventories	80.8	73.4	Short Term Borrowings	96.0	94.7
Trade Receivable	63.0	59.9	Trade payables	31.3	33.0
Cash & Bank balance	7.3	8.4	Other current financial liabilities	13.5	14.4
Short term loans & advances	0.5	0.6	Short Term Provisions	3.7	2.8
Current Tax assets	0.5	0.6	Other Current Liabilities	0.8	1.6
Other Current Assets	14.2	10.9			
Current assets	166.3	153.8	Current liabilities	145.2	146.5
Total assets	291.0	277.8	Total liabilities	291.0	277.8

Cash Flow Statement

Cash Flow Statement (Rs in Cr)	Sep-20	Sep-19
Operating profit before working capital changes	24.2	18.4
Changes in working capital	-15.3	3.0
Cash generated from operations	8.9	21.5
Direct taxes paid (net of refund)	1.2	1.0
Net Cash from Operating Activities	7.7	20.5
Net Cash from Investing Activities	-7.6	-11.1
Net Cash from Financing Activities	-0.2	-9.9
Effect of exchange difference on translation of foreign currency cash and cash equivalents	0.0	0.0
Net Change in cash and cash equivalents	-0.1	-0.6



Company Overview

Yasho Industries Ltd : A Snapshot



Manufacturer of specialty and performance chemicals

Technocrat Promoters

Strong Presence in Over 40 Countries

Global Certifications

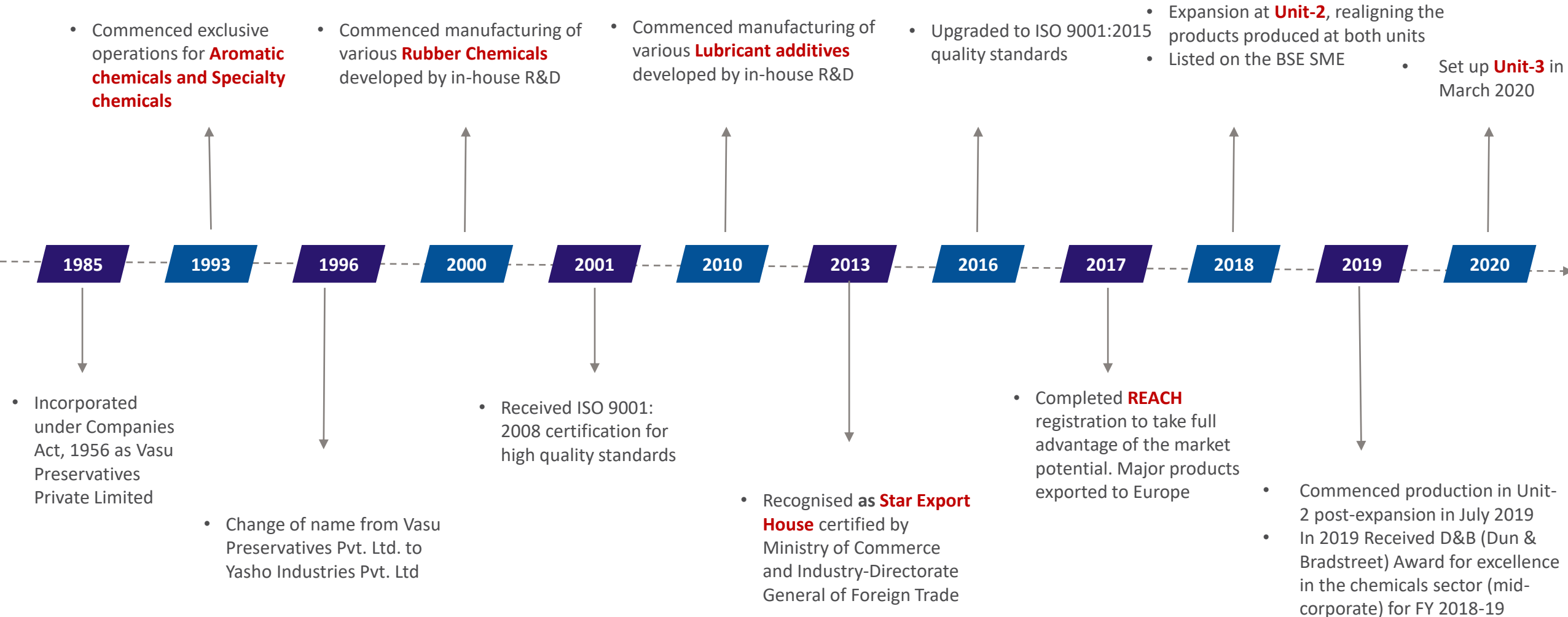
Business Vertical : 5

Total Products : 160

9,200 MT
Manufacturing Capacity

3 Manufacturing Units in Vapi, Gujarat

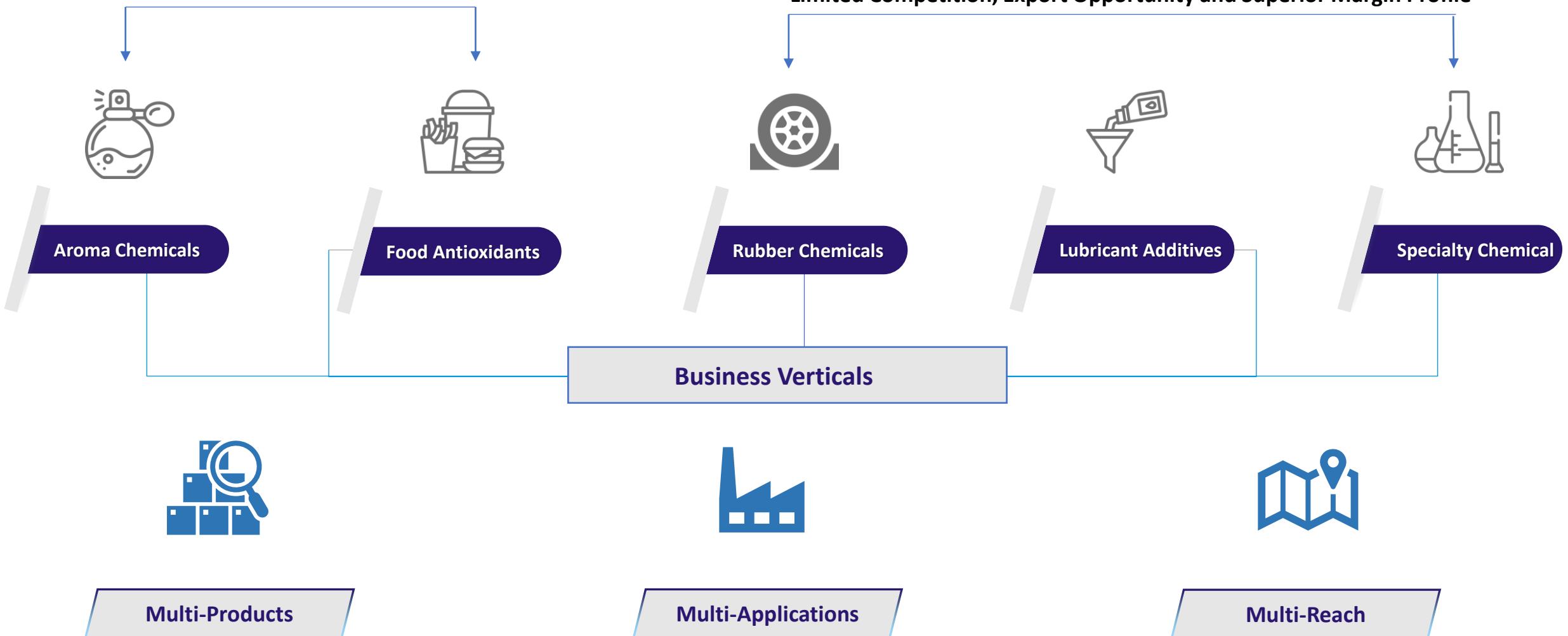
Our Journey from Aromatic Chemicals to Rubber & Lubricant additives



Diversified Business Portfolio

Highly Competitive segments

Limited Competition, Export Opportunity and Superior Margin Profile



Made in India : Delivering Globally

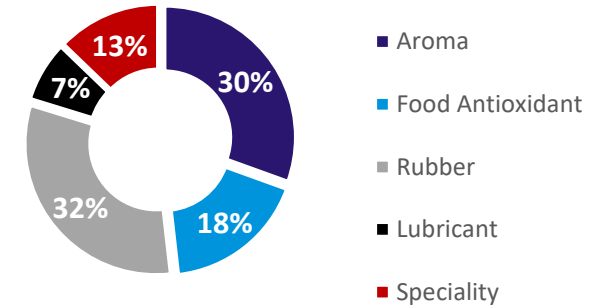
Strong Presence in over **40 countries** across Europe, America, Middle East and Asia.

Exports over **55%**

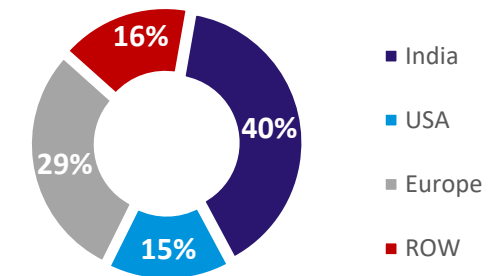


Recognized Supplier in Global Markets since last **2 Decades**

H1FY21 Segment-wise Revenue Breakup (Rs 159 Cr)



H1FY21 Region-wise Revenue Breakup (Rs 159 Cr)



Large Marquee Clients



हिन्दुस्तान पेट्रोलियम



Balmer Lawrie



IndianOil



For a healthy growing nation



We are a **customer-centric producer**,
with the ability to deliver as per the
specifications desired by our buyers.

and many more ...

Our Facilities are Multipurpose & Multiproduct

**Total Capacity
9,200 MTPA**

Unit 1: 3,450 MTPA

Unit 2: 4,550 MTPA

Unit 3: 1,200 MTPA

**3 Units at
Vapi, Gujarat**



**3,700 MTPA expanded
in last 2 years**

- 950 MTPA Additional Capacity added in FY19
- FY20: 92% Capacity Utilization

- Additional capacity of 1,550 MTPA commissioned in FY20

- Warehousing facilities and new 1,200 MTPA capacity commissioned in March 20
- Ramp up expected by end of FY21

Competitive Edge

01

Strategically located within 200 Kms from Nhava Sheva Sea Port

02

Designed to be 'multi-purpose', giving us the advantage of manufacturing several products


03

Easy access for import of raw materials and export of finished goods

04

Dedicated R&D center with well equipped instrument

Research & Development is core to our approach

- 
- Being a specialty chemical company, Our R&D Team is the backbone of the company. It has contributed greatly to the growth and expansion of our company.
 - Our R&D facility is DSIR certified, thereby having official recognition by the Government
 - Our research has been the focused-on development and optimization of the new products, upgrading process and improving existing products using green chemistry.
 - Over the years, we have constantly increased our R&D spend to deliver the best quality products to our customers.
 - Our R&D department has developed a whole range of rubber chemicals, antioxidants, lube additives and various other specialty chemicals indigenously.



Greening our Operations

Our R&D capabilities identify process bottlenecks and undertake specific initiatives to enhance efficiencies. This leads to **cost optimization** and ensures **higher capacity utilization**.

This has helped to **reduce waste generated** at the facilities.

Further, the use of environment-friendly catalysts in the units help in **eliminating toxic metal waste generation**.

We improved several processes to **reduce water consumption by more than 50%**.

We also continued our efforts towards new product development in the emerging fields of **electric vehicles and Euro-VI fuel**.

Global Certifications : Highly compliant Manufacturer

ISO 9001:2015 –
Quality standards

HALAL – certifies various products processed by us is registered with Jamiat Ulama Halal Foundation (JUHF)

Delivering Highest Quality Products
Across the Globe

FSSC 22000 –
Food safety standards

FSSAI – certifies items of food products are authorised to manufacture/ re-pack/re-label

Our Testing laboratory is well equipped with
modern instruments

FAMI-QS – Feed Safety Management System including Good Manufacturing Practice (GMP) in compliance with FAMI-QS Code

Export Inspection Agency Certification – certifies food antioxidants and flavouring compound for export to all countries excluding EU

Our conformity to Global Best Practices have led us to achieving Global Certifications which act as an entry barrier especially in large Exports market

STAR-K KOSHER – certifies various products as KOSHER certified

REACH - To take full advantage of the market potential. Major products exported to Europe

Board of Directors



Mr. Vinod Jhaveri

Founder, Chief Financial Officer & Whole Time Director

- One of the founding promoters of the Company. He is a Commerce graduate from Gujarat University
- He remains the main guiding force behind the growth and business strategy and plays a crucial role in the accounts and finance function
- Built a robust framework for excellence in execution



Mr. Ashok Malaviya

Non-Executive Independent Director

- Commerce graduate from Mumbai University with over 20 years of experience in handling exports, worldwide parcel service, bulk cargo handling and trading of special hazardous chemicals
- As an Independent Director, he provides his expertise and inputs, to ensure that the Board adheres to the required corporate governance requirements



Mr. Parag Jhaveri

Chairman and Managing Director

- M.Sc Chemistry from Mumbai University. He has over three decades of experience in the chemical industry
- He played a key role in ensuring the robust growth of the organisation with oversight over the functions of sales, finance, R&D and marketing



Mrs. Mila Desai

Non-Executive Independent Director

- Commerce graduate and has completed her Master's Degree from Calcutta University. She has various diplomas in fields such as Foundation and Advanced Course in Learning Disabilities and Diploma in Early Childhood Teacher Education



Mr. Yayesh Jhaveri

Whole Time Director

- Commerce graduate from Mumbai University. With experience of more than 25 years in the chemical industry, he has played an eminent role in handling the purchase, logistics, supply chain and production planning
- He also played an integral part in setting up Unit-II & Unit-III



Dr. Prakash Bhatte

Non-Executive Independent Director

- Ph.D. in Organic Chemistry from the Ohio State University, Columbus. He has over 37 years of experience in the chemical industry. He is a visiting professor at the Institute of Chemical Technology in Mumbai
- He has been elected as the Fellow of Society of Dyers and Colourists (UK) in 2011-12, and is a member of the American Chemical Society



Business Overview

Aroma Chemicals

Aroma Chemicals

Food Antioxidants

Rubber Chemicals

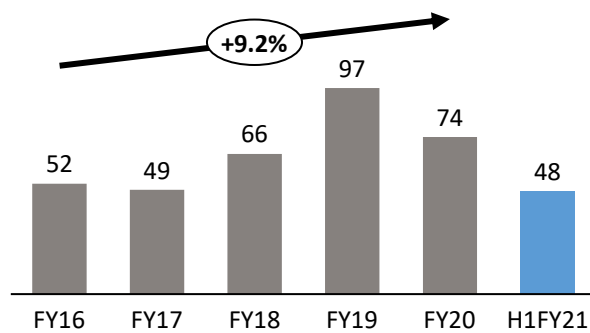
Lubricant Additives

Specialty Chemicals

- We are the market leaders for clove oil and its derivatives
- Chemicals like fatty esters and natural essential / aroma oils cater to a gamut of personal care products such as cosmetics and toiletries They are also used for flavours and fragrances, and in pharmaceutical segments for pain relief, cold and cough formulations
- It is also utilized in dentifrices and oral care preparations including toothpaste, tooth powder and mouthwash
- It is also used as an insect repellent



Revenue Trend (Rs. Crs.)



- Total Products: 35
- Revenue Contribution: ~31%
- Margin: Single Digit
- Domestic Market Presence: Yes
- Global Market Presence : Yes



Food Antioxidants

[Aroma Chemicals](#)

[Food Antioxidants](#)

[Rubber Chemicals](#)

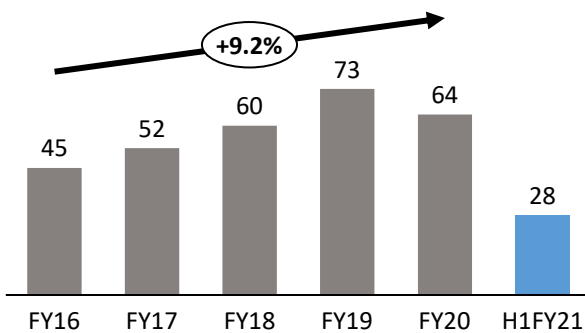
[Lubricant Additives](#)

[Specialty Chemicals](#)

- Fatty oils and oil-based foods are prone to auto-oxidation that results in a rancid taste and unpleasant odour
- Our antioxidants help inhibit the negative effects of oxidation.
- The YANTQ brand of synthetic antioxidants has superior antioxidative power and finds application in foodstuff
- It helps enhance the food nutrient content, keeps it fresh and makes it more appetizing
- This is also used in animal feed, vitamin pre-mixes and in nutraceuticals



Revenue Trend (Rs. Crs.)



- Total Products: 14
- Revenue Contribution: 18%
- Margin: Single Digit
- Domestic Market Presence: Yes
- Global Market Presence : Yes

Rubber Chemicals

Aroma Chemicals

Food Antioxidants

Rubber Chemicals

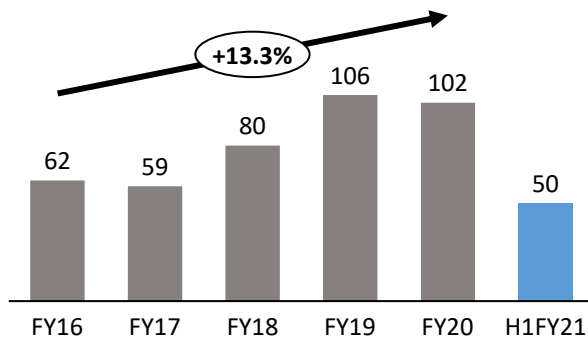
Lubricant Additives

Specialty Chemicals

- Our range of rubber chemicals is used to manufacture rubber products like tyres, automotive components like hoses, seals, conveyor belts, and others
- They are also used in the manufacture of surgical gloves, condoms, balloons and latex gloves.



Revenue Trend (Rs. Crs.)



- Total Products: 64
- Revenue Contribution: ~32%
- Margin: Double Digit
- Domestic Market Presence: Yes
- Global Market Presence : Yes

Lubricant Additives

Aroma Chemicals

Food Antioxidants

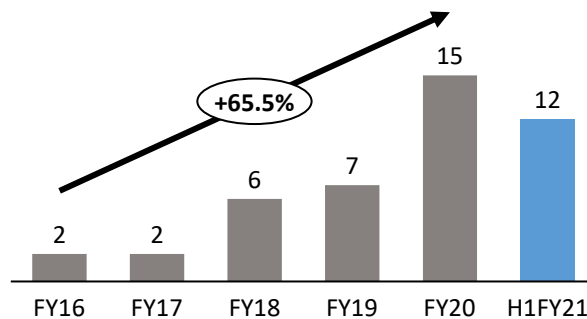
Rubber Chemicals

Lubricant Additives

Specialty Chemicals

- Our Lubricant additives improve the performance of lubricants by providing critical performance parameters
- They improve boundary lubricity, extreme pressure properties, inhibit corrosion and improve oxidation resistance
- This products are marketed under the “YALUB”
- It finds application in hydraulic, turbine, engine and gear oils, metal working fluids and greases

Revenue Trend (Rs. Crs.)



- Total Products: 24
- Revenue Contribution: ~7%
- Margin: Double Digit
- Domestic Market Presence: Yes
- Global Market Presence : Yes



- Yasho manufactures a range of Additives for Industrial / Automotive Lube & Greases like
 - Antioxidants (Phenolic / Aminic)
 - Molybdenum based Friction Modifiers / Antiwear agents
 - Dithiocarbamates
 - Thiadiazoles Corrosion Inhibitor & Extreme pressure additives
 - Triazole Metal Deactivators

Specialty Chemicals

Aroma Chemicals

Food Antioxidants

Rubber Chemicals

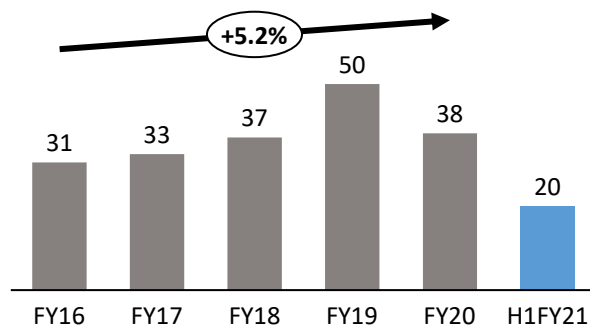
Lubricant Additives

Specialty Chemicals

- These value-added chemicals are used as stabilisers for acrylics, printing inks, UPR resins and fibre composite resins, as cross linkers for thermoplastics urethanes, electroplating chemicals, intermediates for API and bulk drugs, and agrochemicals.



Revenue Trend (Rs. Crs.)



- Total Products: 23
- Revenue Contribution: ~13%
- Margin: Double Digit
- Domestic Market Presence: Yes
- Global Market Presence : Yes



Embracing Opportunities

Opportunities

- China +1 Opportunity
- Strong Domestic Demand
- Demand for Global Supplier of Niche Products
- Atmanirbhar Bharat opportunity

Our Edge

- Recognized Global Partner
- Strategically located near Port
- Multi-purpose , Multiproduct Plant
- Dedicated R&D Centre with well equipped instrument
- Branding & Distribution Capabilities
- As an environmentally conscious company, we stand to benefit from stricter environment norms and compliance

Future Ready

- Capacity Ready for Future Growth
- Continuous Product Development
- Wide distribution reach through distributors
- Diversified Client base across multiple industries

Global
Chemical
Market:
\$2.4 trn

Global
Specialty
Chemical
Market:
\$470 bn

Indian
Specialty
Chemical
Market: \$32
bn


Indian
Chemical
Products:
+70,000

Compliant
Manufactur
ers have a
competitive
edge

Our
Opportunity
: Medium to
High

We have a De-Risked & Diversified Product Portfolio

- Our distributed product portfolio catering to multiple industries which insulates us from downturns in specific industries
- It also gives us more avenues to market our innovative products and solutions
- While Food Antioxidants and Aroma Chemicals segments witnessed robust demand during FY 2019-20, Industrial and Specialty Chemicals businesses remained sensitive to economic cycles
- Although the automobile industry slowdown affected sale of rubber chemicals, but our Specialty Chemicals segment witnessed strong demand and rising sales

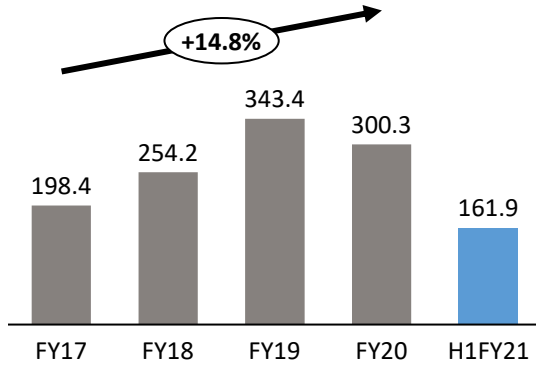




Financial Highlights

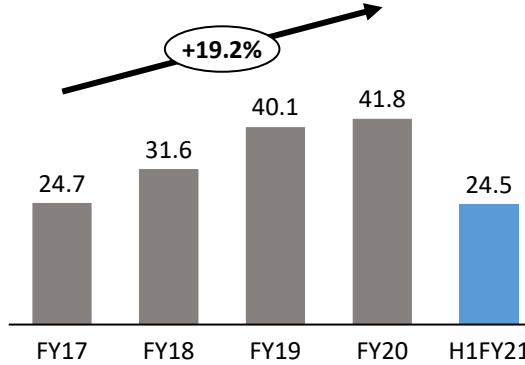
Performance Highlights

Revenue (Rs. Crs.)



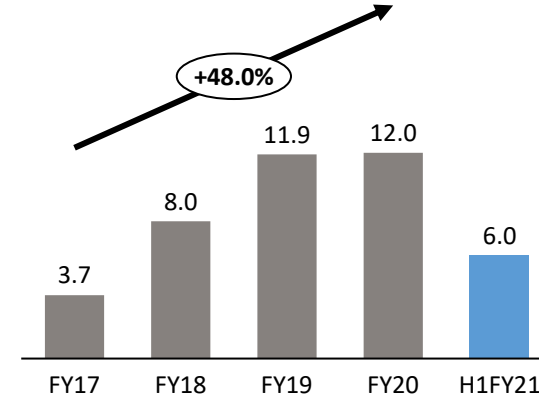
EBITDA (Rs. Crs.)

12.5% 12.4% 11.7% 13.9% 15.1%



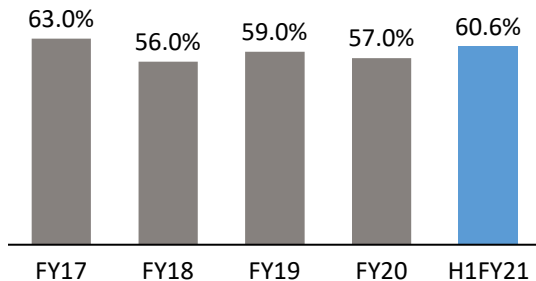
PAT (Rs. Crs.)

1.9% 3.1% 3.5% 4.0% 3.7%



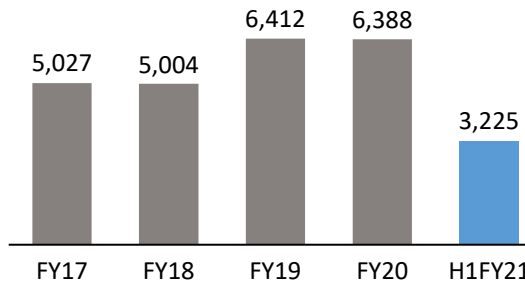
Margin

Export (%)



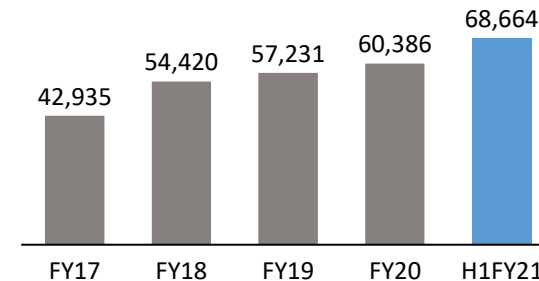
Volume* (MTPA)

91% 91% 99% 80%* 70%^



Utilization

EBITDA/ Tonne** (Rs)

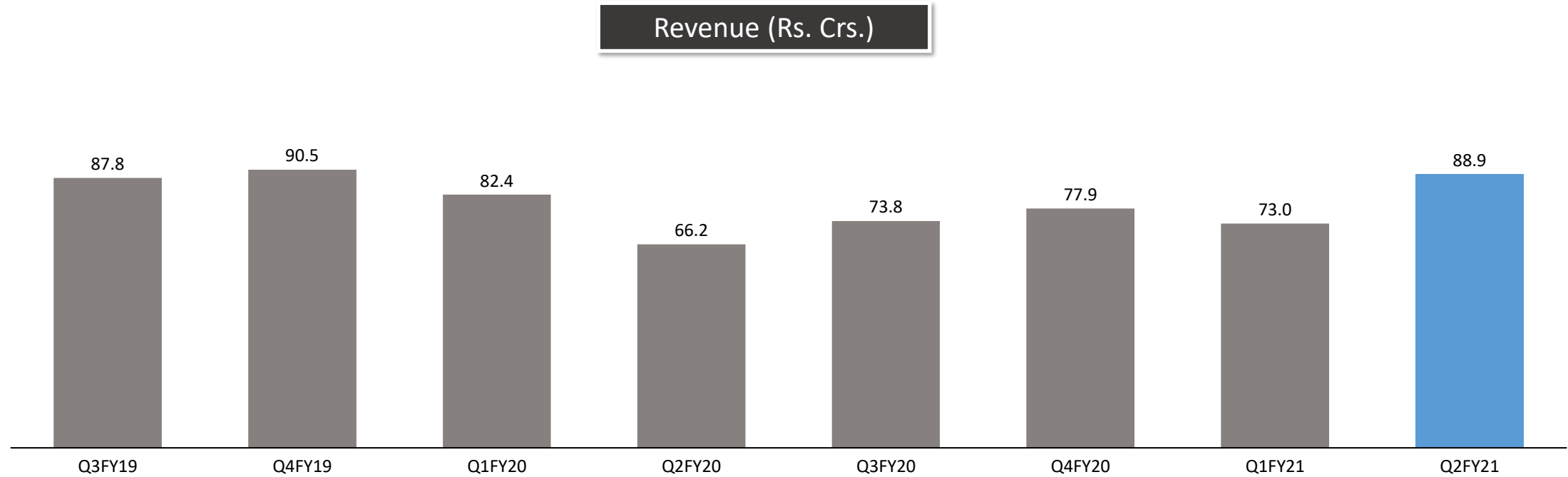


Revenue Includes Other Income

*New Unit III capacity of 1200 tonne commercialized from April 2020

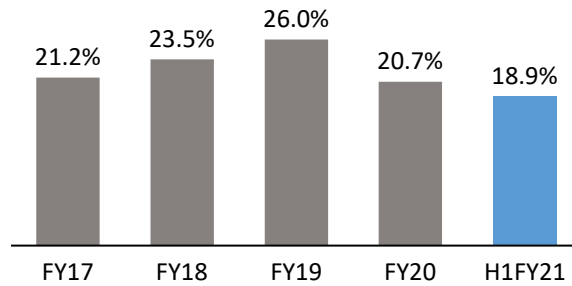
**Excluding other Income ^Annualized Basis

Quarterly Performance Highlights

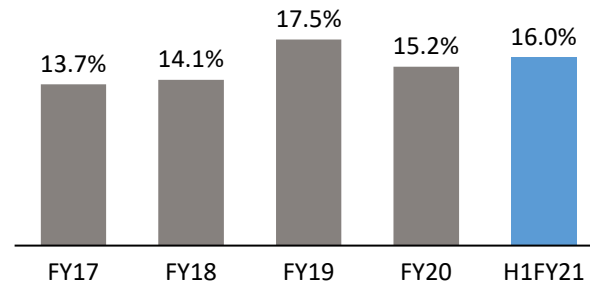


Performance Highlights

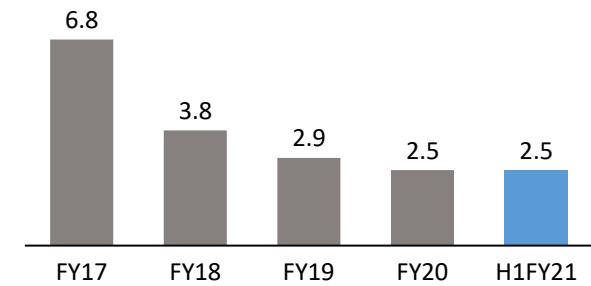
ROE (%)



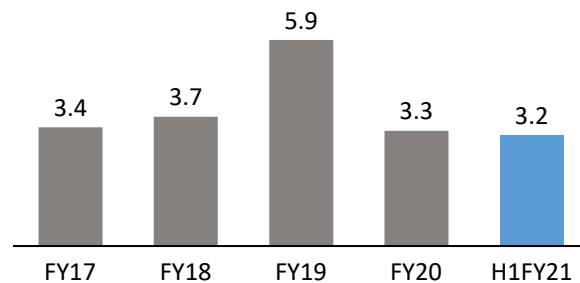
ROCE (%)



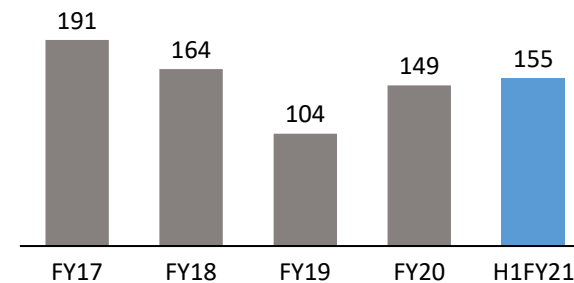
Net Debt / Equity (x)



Fixed Asset Turnover (x)



Working Capital Days



Way Forward




Capacity Ramp-up

- New 1200 MTPA capacity added in Mar-April 2020
- We plan to reach **optimum utilization** by 2022



Focusing on High Margin Products

- We plan to **improve our product mix** significantly to high margin Rubber, Lubricant and Specialty products portfolio




Strengthening Balance Sheet

- Increasing utilization to lead to generation of free cash flow which shall be deployed in **de-leveraging** the Balance Sheet



Continuous Product Development

- **Innovate new product solution** for our clients through continuous product development



Contact Information

Company :



Yasho Industries Ltd.
CIN – L74110MH1985PLC037900
Mr. Yayesh Jhaveri
Email - yayesh@yashoindustries.com
www.yashoindustries.com

Investor Relations Advisors :

SGA Strategic Growth Advisors

Strategic Growth Advisors Pvt. Ltd.
CIN - U74140MH2010PTC204285
Mr. Shrikant Sangani
Email - shrikant.sangani@sgapl.net
+91 9619595686
www.sgapl.net
