



Corporate Presentation


15th April 2023




Disclaimer

- This presentation does not provide individually tailored advice but is an effort to express views that may be considered debatable, and may not conform to different views on the topic and does not contain any information of strategic nature emerging from the ONGC group of Companies.
- The Company has prepared this presentation based on information available to it, including information derived from public sources that have not been independently verified. While reasonable efforts have been made to provide reliable information through this presentation, no representation or warranty, express or implied, is provided in relation to the fairness, accuracy, correctness, completeness or reliability of the information, opinions or conclusions expressed herein. Neither the Company nor anyone else accepts any liability whatsoever for any loss, howsoever, arising from use or reliance on this presentation or its contents or otherwise arising in connection therewith.
- This presentation had been prepared without regard to any pressure group, institution/ lobby on international affairs or relations and is not meant to aim at any individual, institution, group, country, government or political representatives, its ideology, thinking or prophesy.
- This presentation is not intended to be relied upon as advice to investors or potential investors and does not take into account the investment objectives, financial situation or needs of any investor. The information contained herein does not purport to be all-inclusive or to contain all of the information a prospective or existing investor may desire. All investors should conduct their own investigation and analysis of the Company and consider such factors in consultation with a professional advisor of their choosing when deciding if an investment is appropriate.
- This presentation may contain forward looking statements including statements regarding our intent, belief or current expectations. While due care has been used in the preparation of forecast information, actual results may vary in a materially positive or negative manner.


ONGC : Setting New Standards



Highest Market Cap
among all CPSEs



Highest Ever
Revenue & Profit



25% of Total Networth
of all Maharatna CPSEs



Most Gender Diversified
Maharatna Board



Leader in CSR spending
Among CPSEs

Presentation Overview

1. ONGC Group

2. Standalone Performance

3. Growth Pursuits

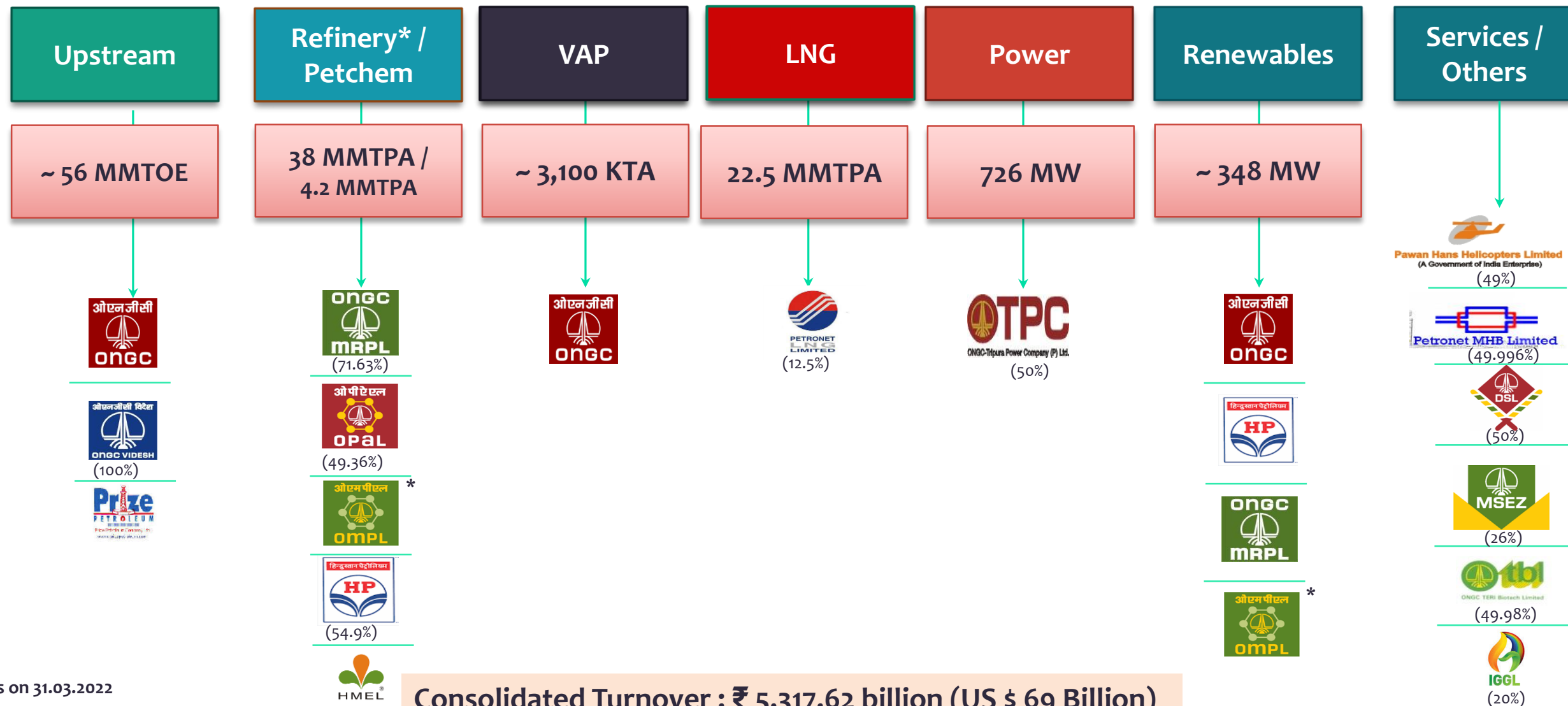
4. Responsible Corporate

5. Subsidiaries & JVs



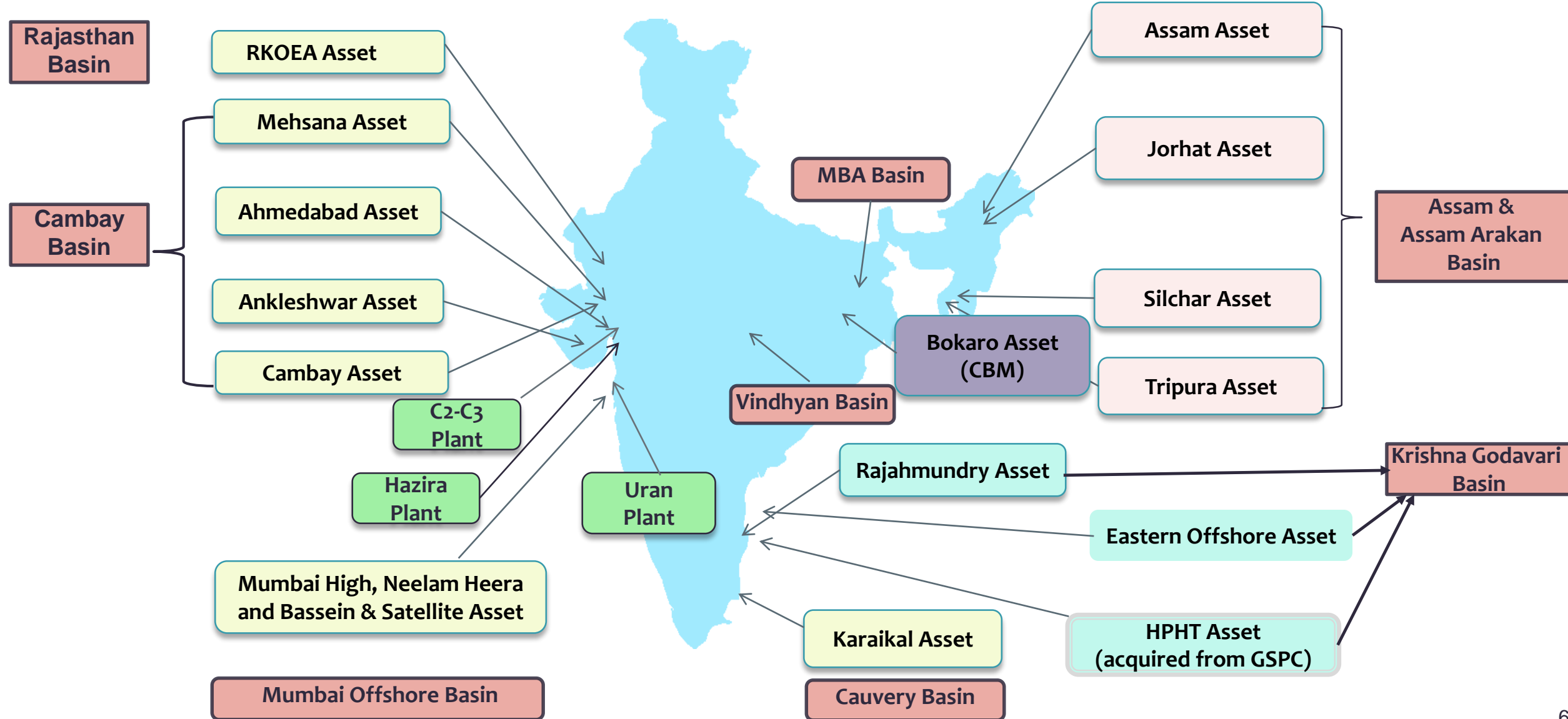
ONGC Group

Integrated Energy Company: Expanding Footprints in Energy Business



Assets, Basins & Plants

ONGC has cumulatively produced ~2,000,000,000 tons of Oil and Gas in India



ONGC Group: Resilient Performance in FY'22

2P Reserves

1,221.48
MMTOE

- Estimated 2P O+OEG Reserves on PRMS basis

ONGC : 710.19 MMTOE
JV Share : 16.42 MMTOE
OVL : 494.87 MMTOE

Oil & Gas Production

55.72
MMTOE

- Oil & Gas production of Group, including PSC-JVs and from overseas Assets
- ONGC contributed ~68% to India's Oil & Gas Production (including JV's share)

Refinery Throughput

29.02
MMT

- HPCL & MRPL refinery throughputs stood at 13.97 MMT and 15.05 MMT respectively

Financials

₹ 5317.62
Billion

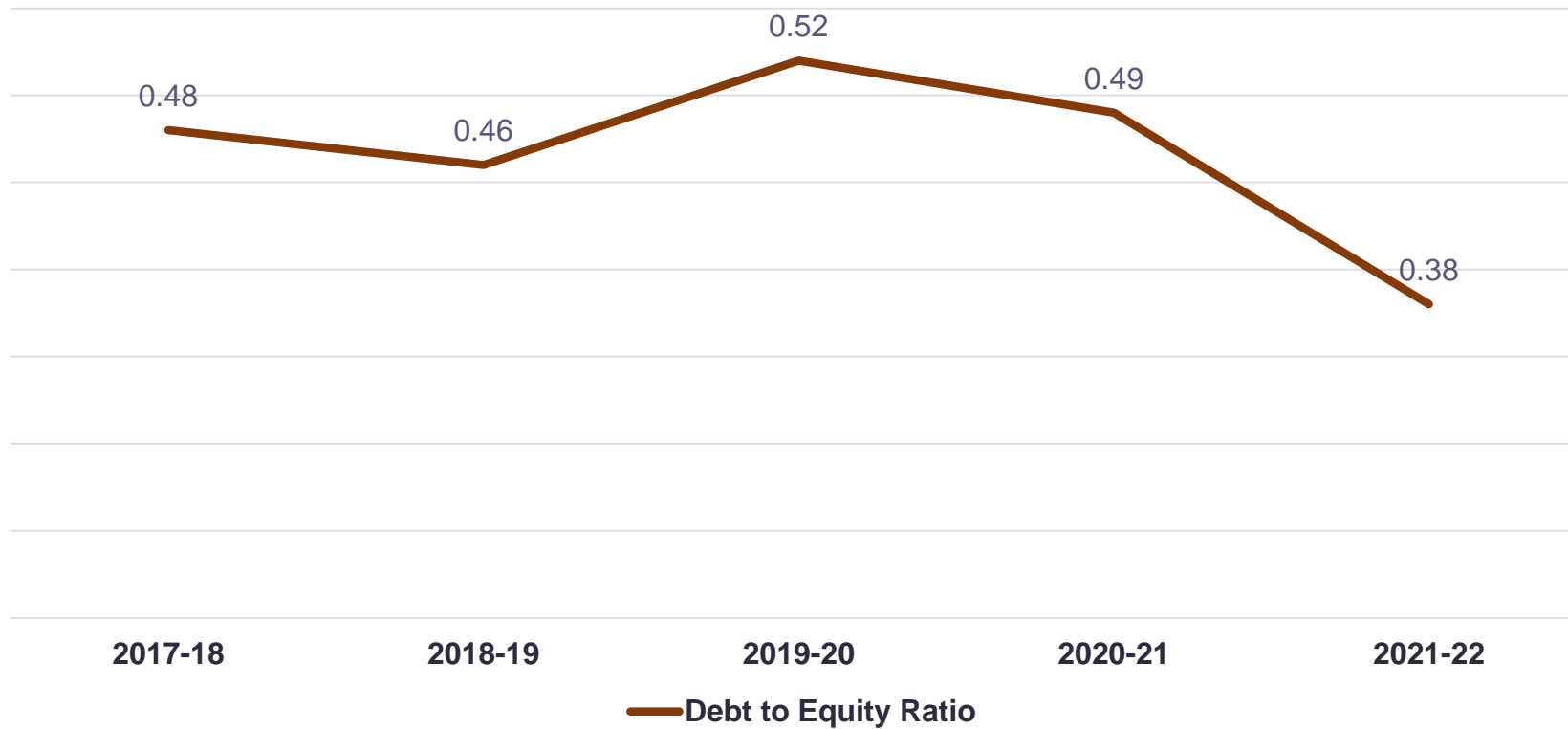
- Revenue from Operations of ₹ 5317 billion
- Profit after Tax of ₹ 493 billion

Resilient Consolidated Performance

Parameter	FY '21 (₹ Billion)	FY'22 (₹ Billion)	9M FY'23 (₹ Billion)
Total Income (Revenue + Other Income)	3,697.96	5,392.00	5,261.74
EBITDA	588.05	873.11	599.42
PAT	213.60	492.94	270.76
Total Debt	1,190.61	1,077.75	1,328.88
Total Equity (includes minority interest)	2,425.97	2,833.28	3,013.18
Total Capitalisation	3,616.58	3,911.04	4,342.06
Debt / Total capitalisation	32.90%	27.56%	30.60%
Debt / EBITDA	2.0X	1.2X	-

Robust Capital Structure

Consolidated Total Debt to Equity Ratio



Standalone Borrowings Came Down From Peak of ₹ 255.93 billion in FY18 To ₹ 63.97 billion in FY22

Strong Credit Ratings

DOMESTIC



Long Term

AAA

AAA

AAA

Short Term

A1+

A1+

A1+

INTERNATIONAL



Baa3

BBB-

BBB-

Presentation Overview

1. ONGC Group

2. Standalone Performance


3. Growth Pursuits

4. Responsible Corporate

5. Subsidiaries & JVs



FY'23 : Highlights



Notified 8 new discoveries, Monetized 3 discoveries

Added one more basin : Commercial potential of Vindhyan Basin through Hatta#3

Accelerated Exploration : Bagged 85% of blocks in OALP Round VI & VII : 43,494 Sq. km

Drilling

Wells drilled : 461 wells (85 Exploratory & 376 Development)

Production

O+OEG production : 42.836 MMTOE

Projects

05 Major projects completed : ₹ 86 billion with envisaged gain of 8.75 MMTtoE

03 Projects approved : ₹ 58.8 billion

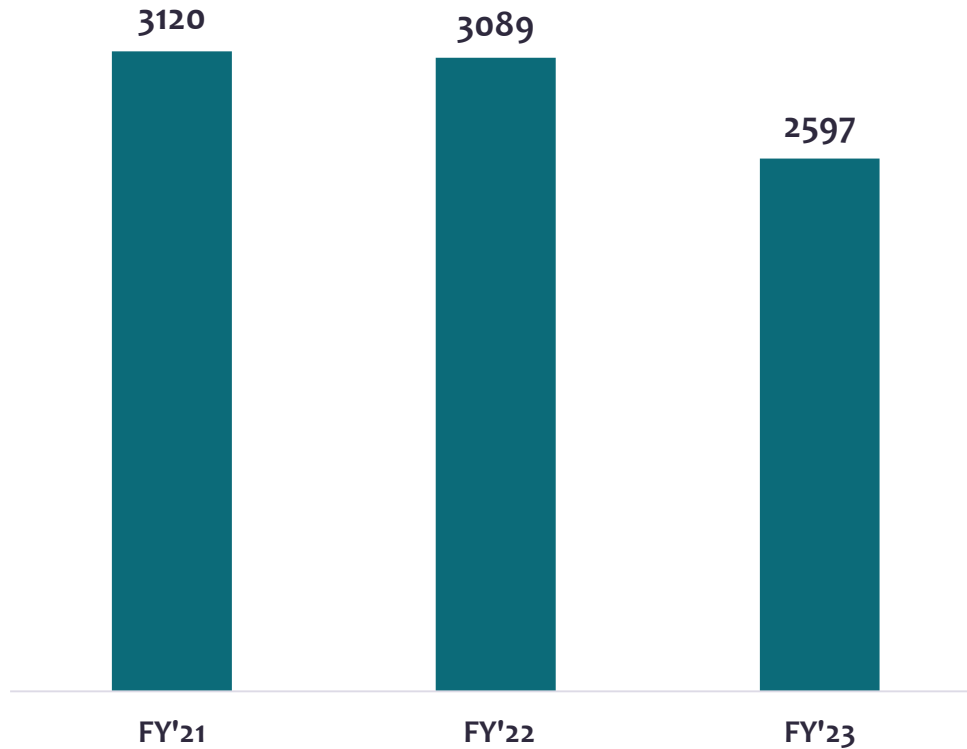
Beyond E&P

ONGC has signed an MOU with M/s Greenko ZeroC Pvt Ltd to jointly establish green Ammonia plant with 1 MMTPA capacity

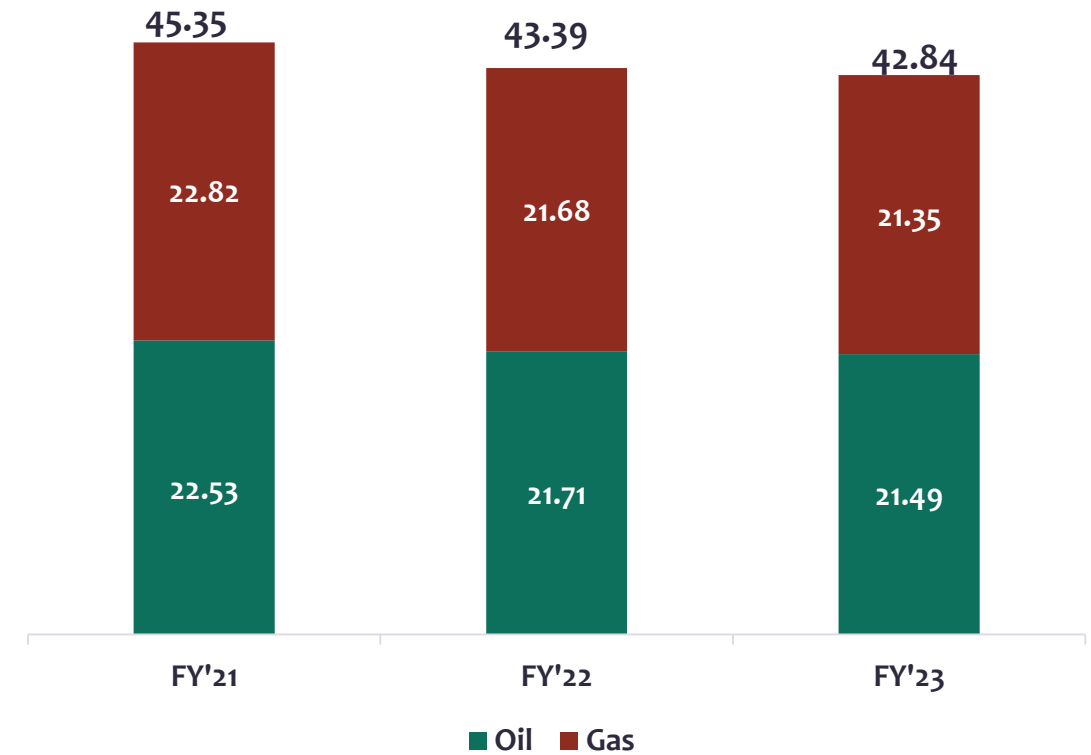
Signed an MoU with Equinor for exploring opportunities in low carbon opportunities

ONGC : Physical Performance

Value Added Products (KT)



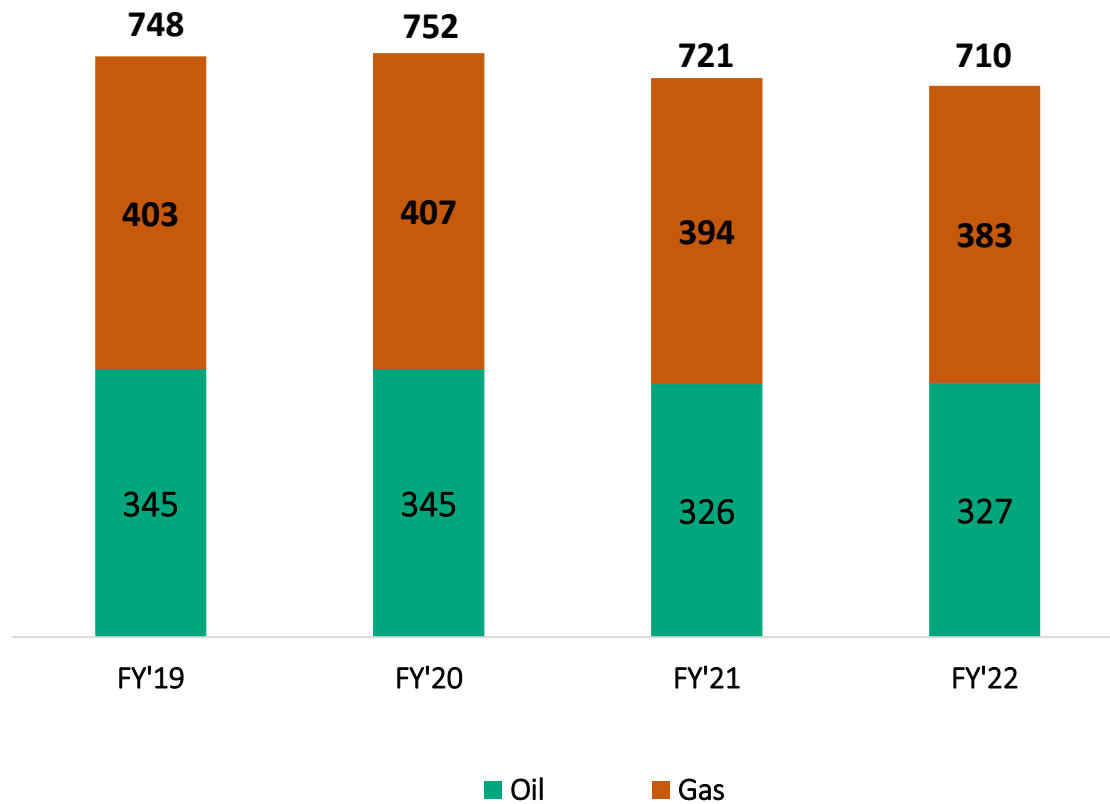
Oil & Gas Production (MMToE)



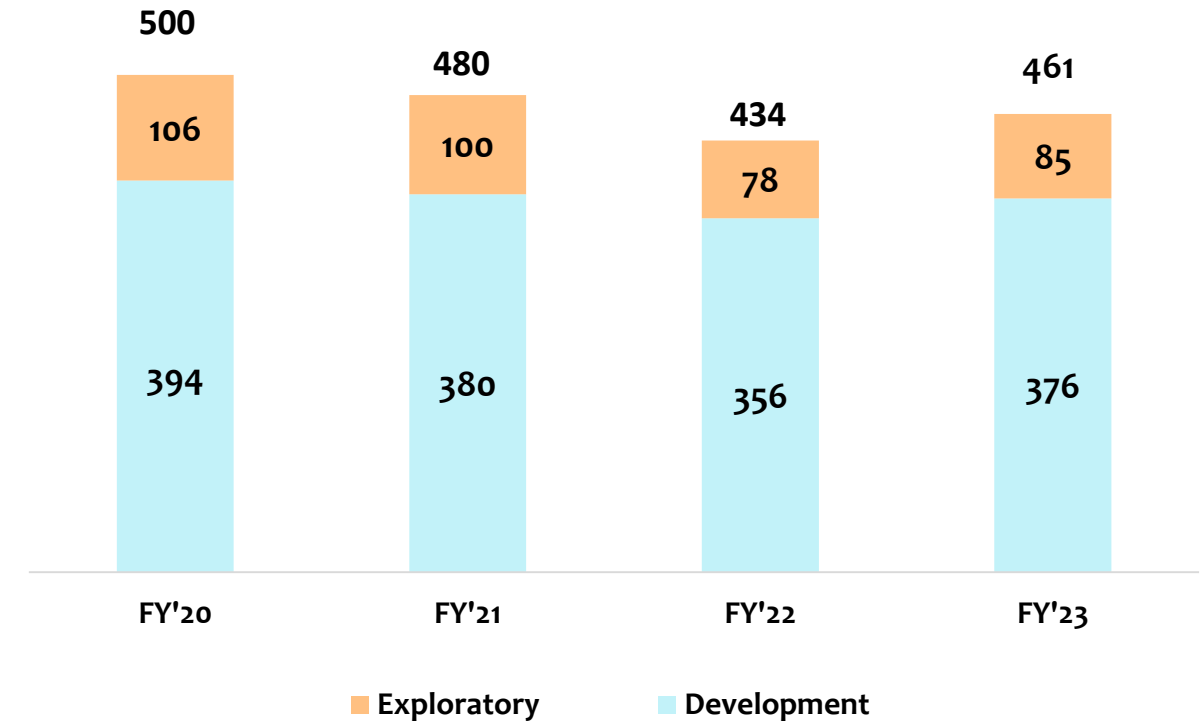
Oil Gas

ONGC : Physical Performance

2P Reserves (MMTOE)

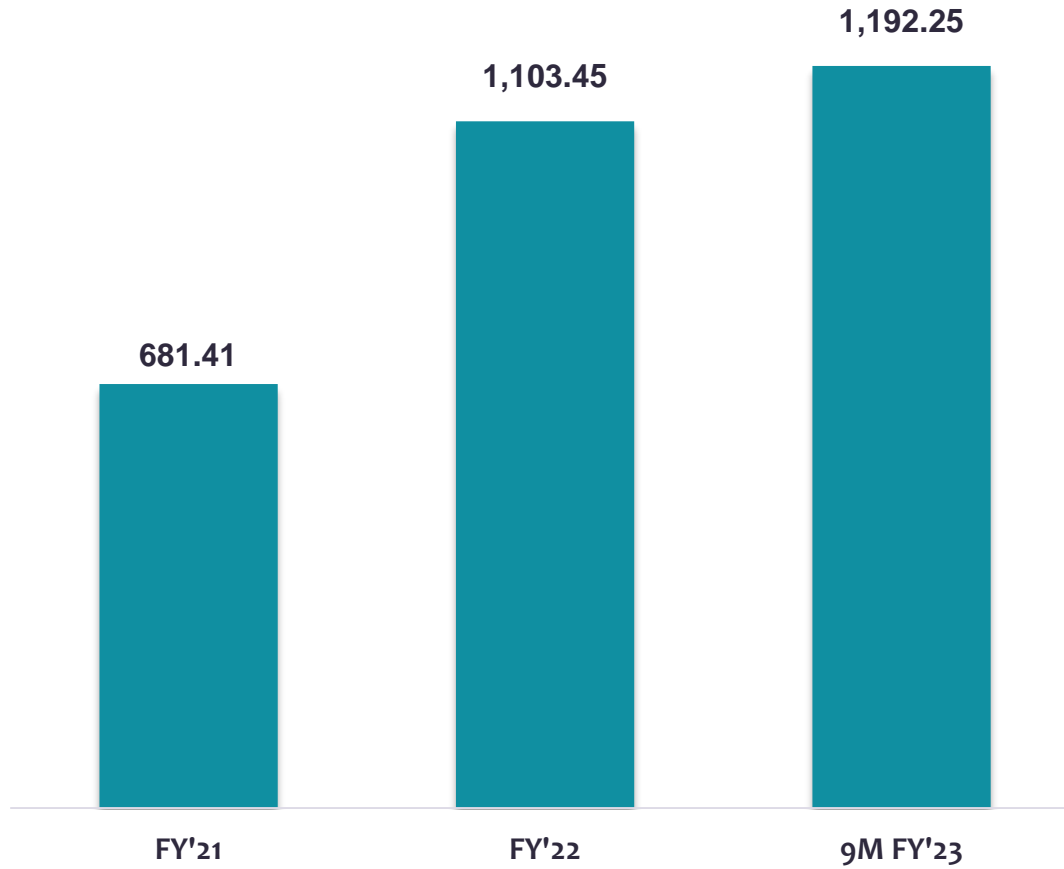


Drilling (No. of Wells)

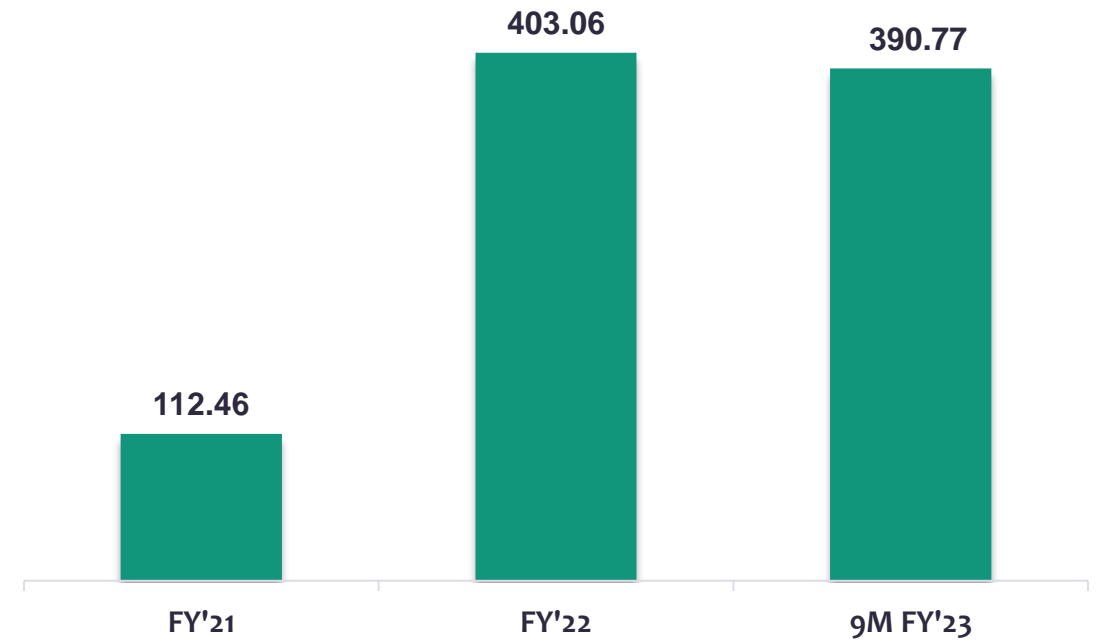


ONGC: Financial Performance

Gross Revenue (₹ Billion)

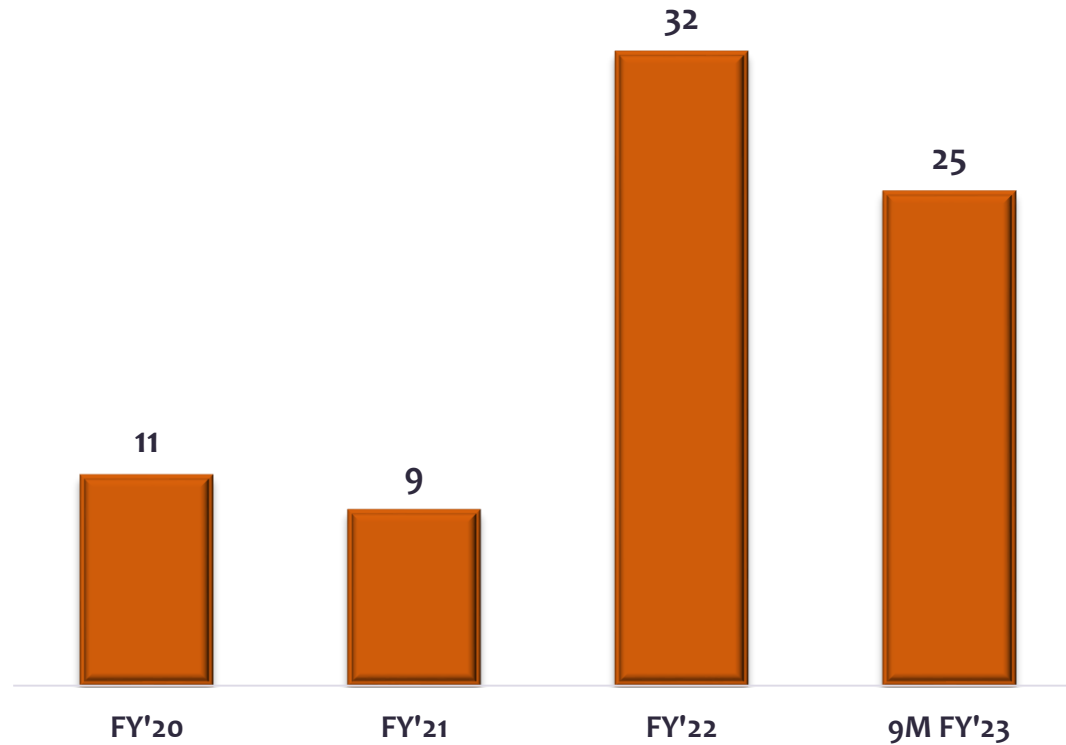


PAT (₹ Billion)

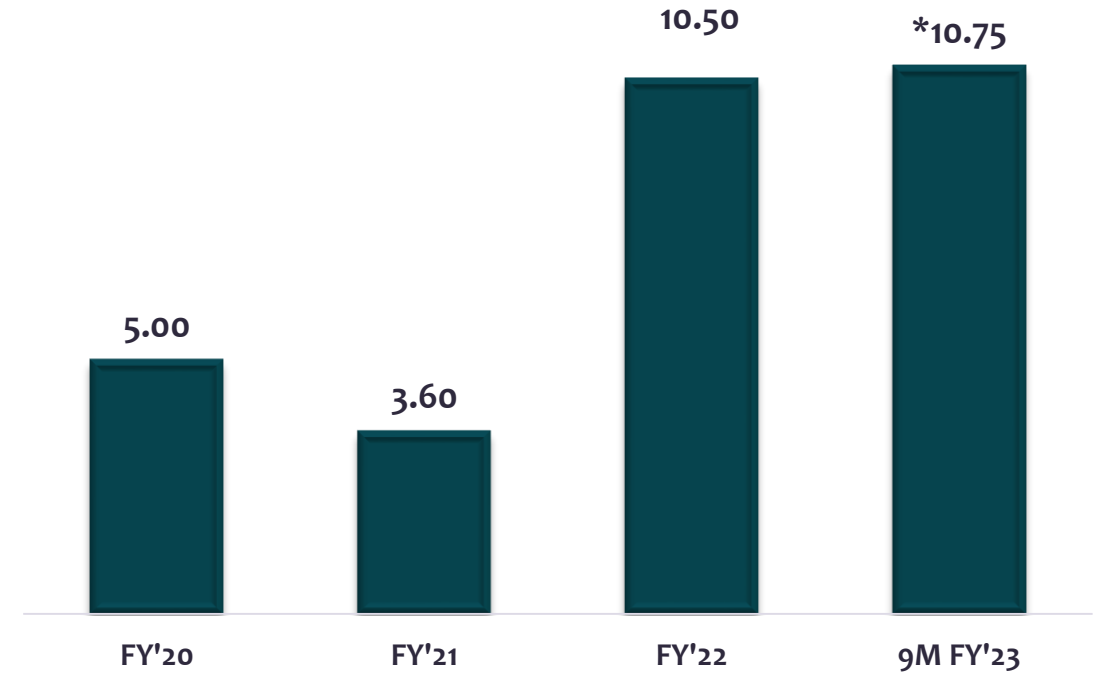


ONGC: Financial Performance

EPS (₹)



Dividend Per Share (₹)



Presentation Overview

1. ONGC Group

2. Standalone Performance

3. Growth Pursuits

4. Responsible Corporate

5. Subsidiaries & JVs



ONGC Discovered 8 out of 9 Basins of India

1958: Cambay Basin

1967: Rajasthan Basin

1974: Mumbai Offshore

2022: Vindhyan Basin #



1889: Assam Shelf*

1973: A&AA FB

1980: KG Basin

1985: Cauvery Basin

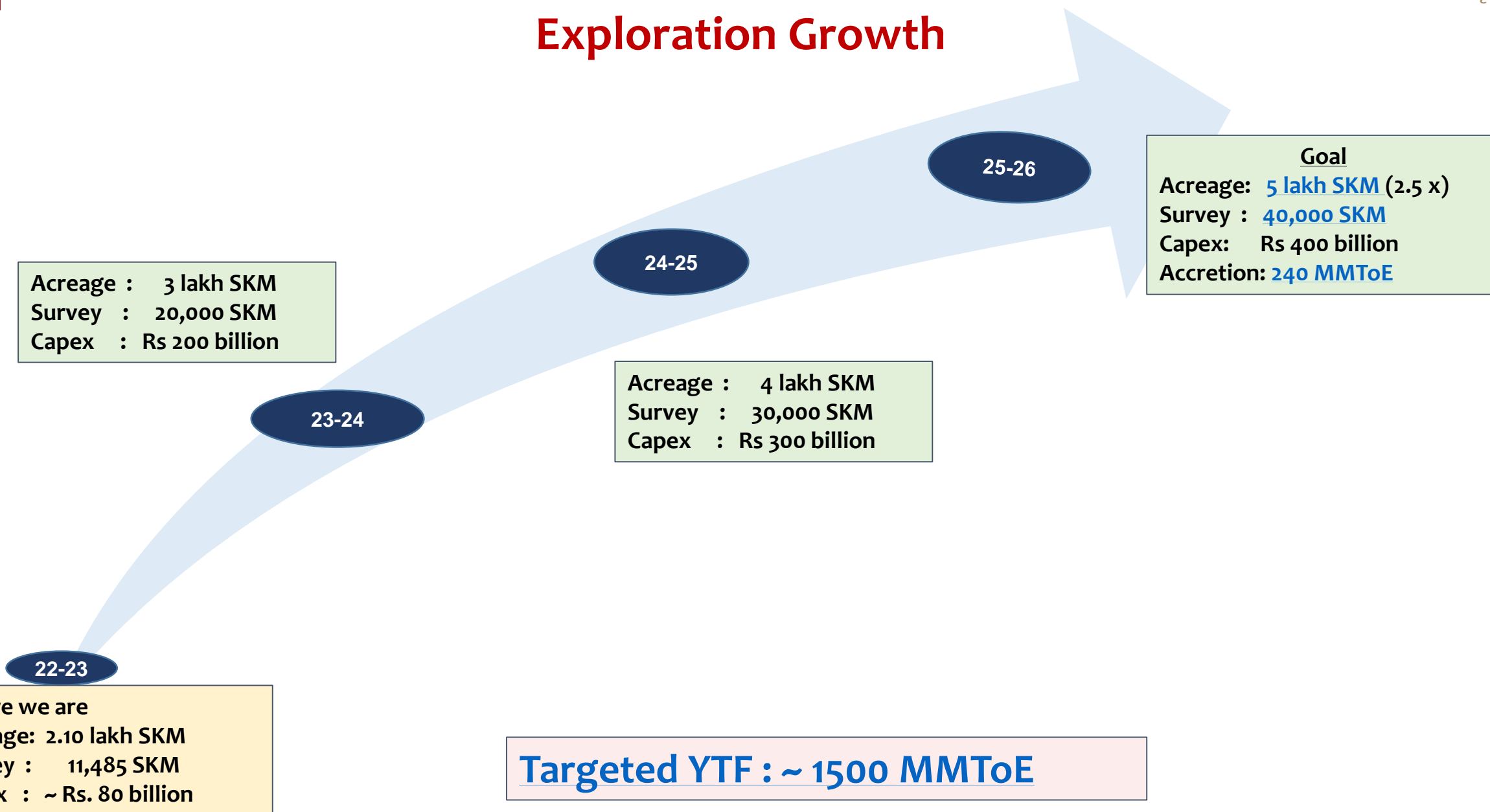
2018: Bengal Basin

Focus On Bringing More Basins On Production Map Of India In Next 3 - 4 Years

* By AR & T Co. - Assam Railways and Trading Company Ltd.

9th Basin : New Discovery in March 2022

Exploration Growth



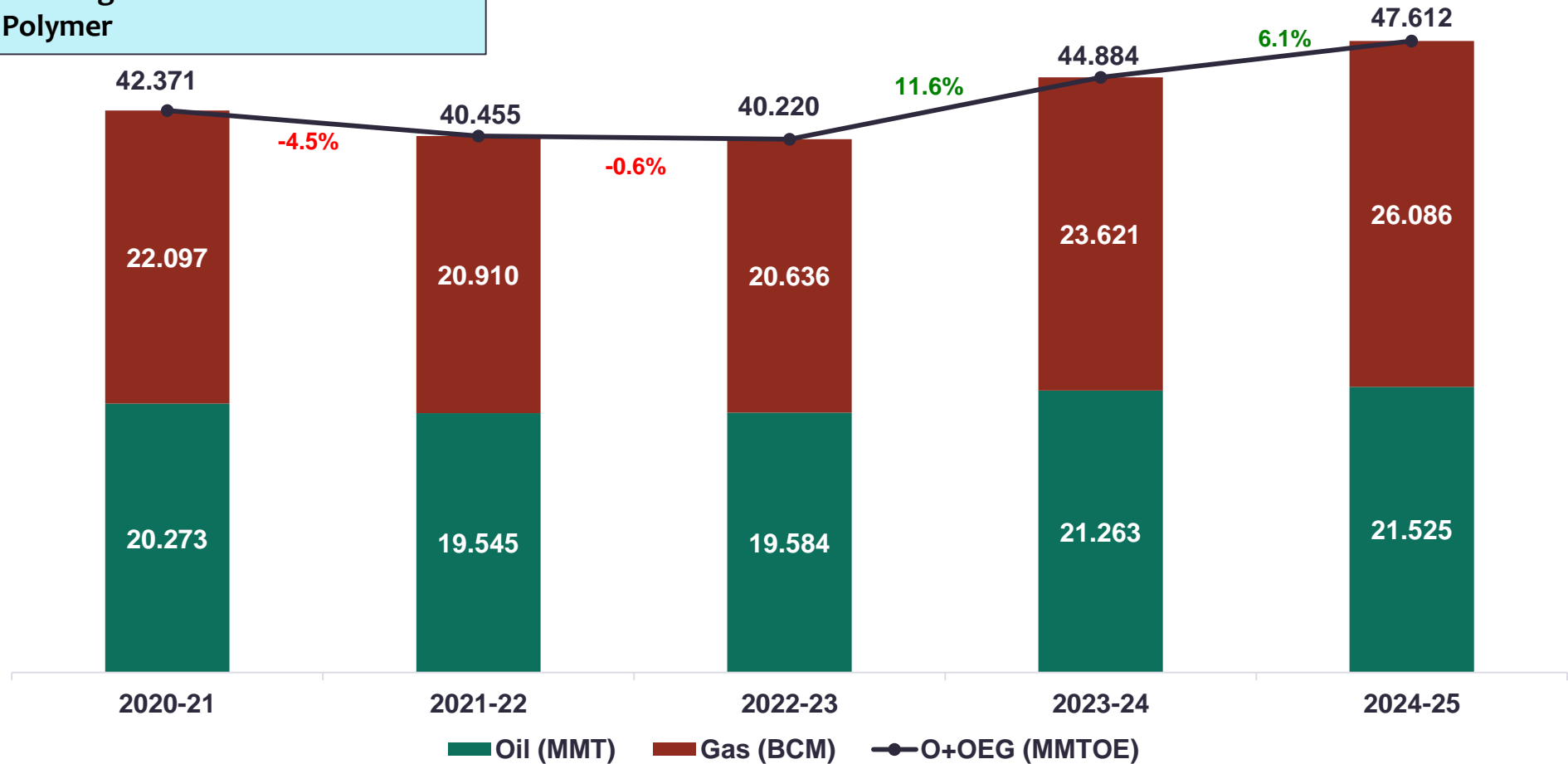
Production Growth

Gain from EOR Efforts:
(26 MMT by 2040)

- ✓ Low Salinity Water Flood, Western Offshore
- ✓ GAGD, Kasomarigaon
- ✓ Bechraji Polymer

Major Dev & IOR Projects

Capex: Rs 694 billion
Life Cycle Gain: 136 MMToE



Outreach Initiative

- ❖ ONGC initiated proposal by inviting 15 international oil companies for strategic collaboration, offering below opportunities:
 - ❖ ~ 23 BToe of prognosticated resources in Category - I Basin
 - ❖ Opportunities Deepwater Exploration and Production
 - ❖ Category - II & III less explored Basin awaiting unveiling
 - ❖ Joint EOI Submission / Bidding under OALP
- ❖ The collaborations are presently at various stages of execution.



New areas of Collaboration/ Partnership

E&P Concepts :

- ✓ Exxon Mobil
- ✓ Chevron
- ✓ Total Energy
- ✓ Shell
- ✓ SA Exploration
- ✓ UT Austin

Beyond Oil & Gas :

- ✓ Equinor
- ✓ GreenKo



Operations :

- ✓ Schlumberger
- ✓ Halliburton
- ✓ Beicip Franlab
- ✓ GCA
- ✓ PWC

AI & ML:

- ✓ Tachyus
- ✓ S4 HANA
- ✓ DCoE

Presentation Overview

1. ONGC Group

2. Standalone Performance

3. Growth Pursuits

4. Responsible Corporate

5. Subsidiaries & JVs



Energy transition and Green Energy



Goal
10 GW
Capex : Rs. 1000 Billion

2030

5 GW

2025

Enablers

- LAQ in states
- Favorable policies / clearances
- VGF for offshore wind

How

- ✓ 5 GW in Rajasthan (MoU signed)
- ✓ 5 GW being scouted
- ✓ Offshore wind
- ✓ MoU with Norway's Equinor
- ✓ MoU with GreenKo for 1 MMTPA green ammonia

22-23

Where we are
204 MW

ONGC: ESG Practices

Commitment towards Climate, Society and Ethical work practices

ENVIRONMENT

Committed for conserving Climate

- Regular Greenhouse Gas (GHG) inventory accounting and disclosures on scope-1 and scope-2 emissions; Implemented number of GHG mitigation projects across the value chain for GHG abatement
- Implemented 15 Clean Development Mechanism (CDM) Projects including OTPC, 2.2 million Certified Emission Reductions with OTPC having emission reduction potential of 16 lakh ton CO₂e per annum. 3 new projects under validation.
- Renewable energy projects, Installation of energy efficient lighting, Paperless office and elimination of single use plastics
- Fresh water conservation: Water Foot printing, Rainwater Harvesting, Sewage Treatment Plants & Desalination

SOCIAL

Committed to Social welfare & inclusion

- One of the first companies to issue separate CSR Guidelines in 2009 which prepared base for DPE Guidelines in 2010 & Companies Act 2013
- CSR activities aligned with needs of community in respective geographies: Initiatives implemented in project mode.
- CSR programs mainly in areas of Healthcare, Education, Environment, Women Empowerment and Heritage preservation
- Every CSR project is benchmarked to UN Sustainable Development Goals (SDGs).
- Average CSR spend of ~ ₹ 500 Crore per year

GOVERNANCE

Committed to Integrity and ethical practices

- 1st signatory in India to the Integrity Pact
- IT enabled with SAP integration in most functions, including e-procurement, intranet, paperless office etc; minimizing human intervention
- The Board not only institutionalizes and reviews policies, but also focuses on overall organizational practices, awareness creation and monitoring.
- Strong and effective Whistle Blower mechanism, Dedicated Vigilance Department headed by CVO, who holds rank of Functional Director and reports to CVC, Government of India

Corporate Social Responsibility

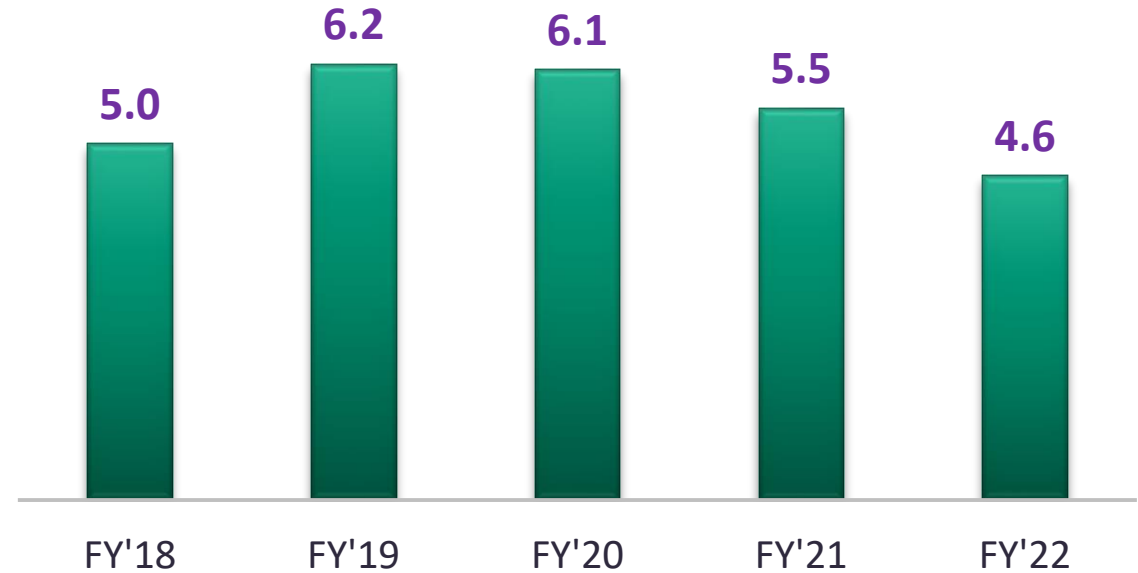
Leader in CSR Spending

Avg. CSR Expenditure > ₹ 5 billion every year
Total spend in last 5 yrs. > 27 billion .



ONGC promotes healthcare, preventive healthcare, education & skill development, women empowerment & reducing inequality, environment sustainability initiatives

CSR Spend (₹ Billion)



Presentation Overview

1. ONGC Group

2. Standalone Performance

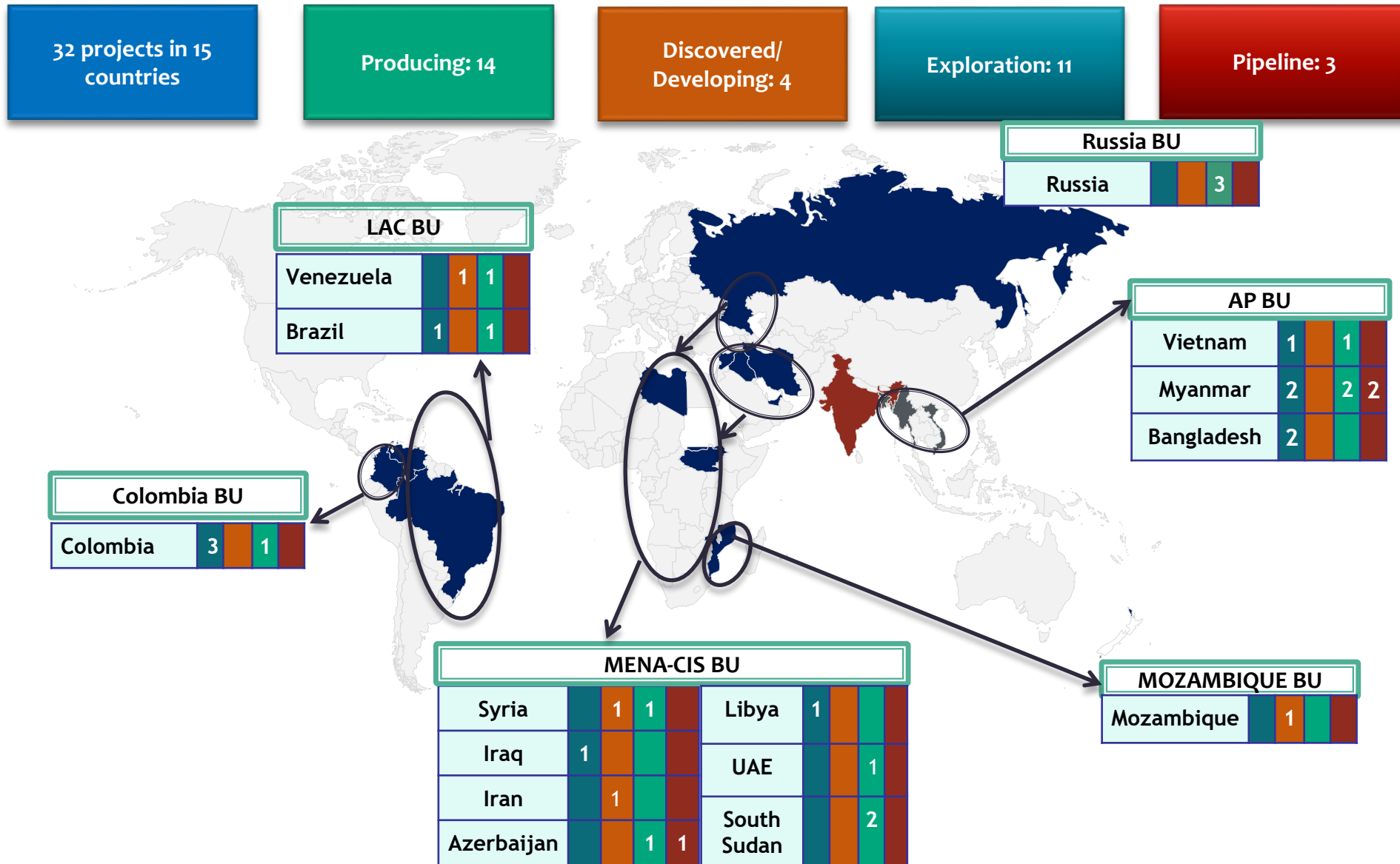
3. Growth Pursuits

4. Responsible Corporate

5. Subsidiaries & JVs

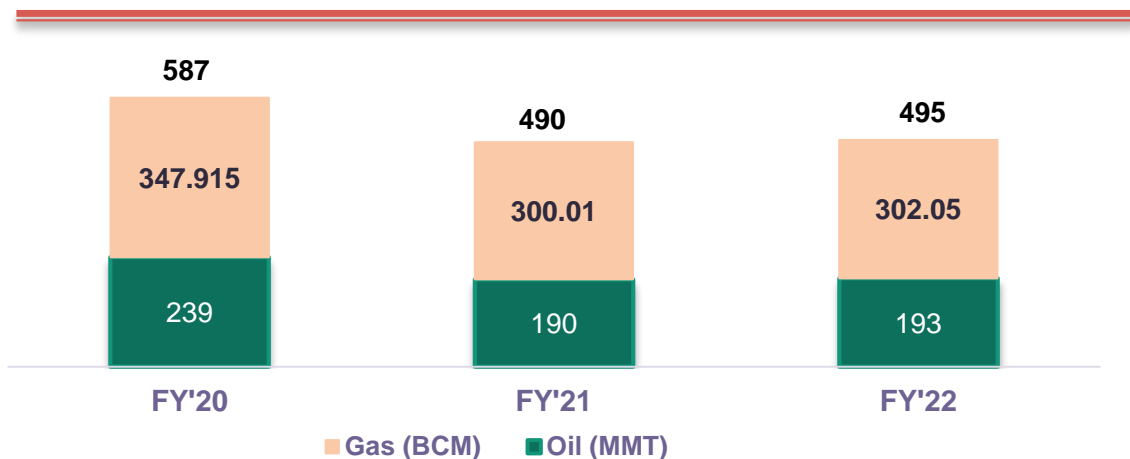


Global Footprints of ONGC Videsh

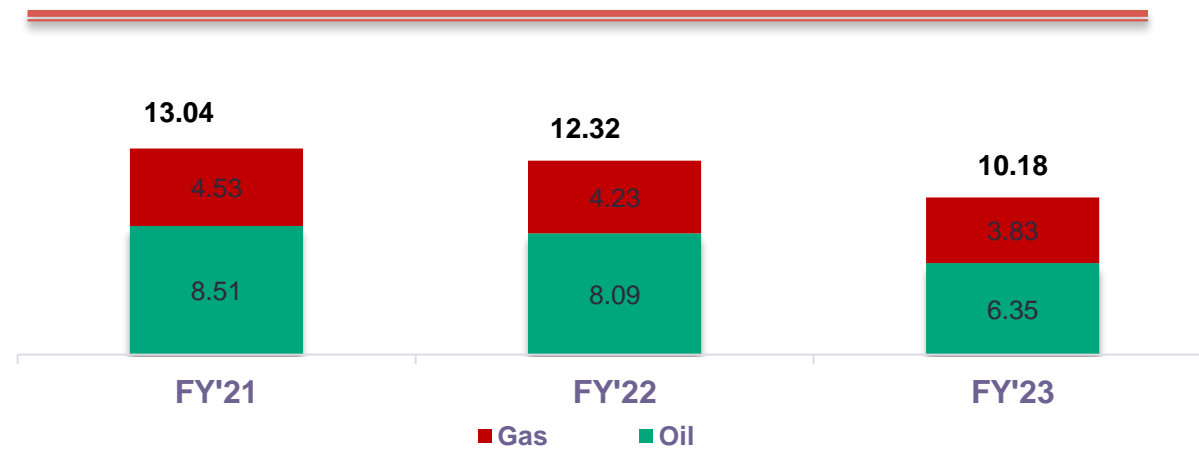


ONGC Videsh: Performance

2P Reserves (MMTOE)

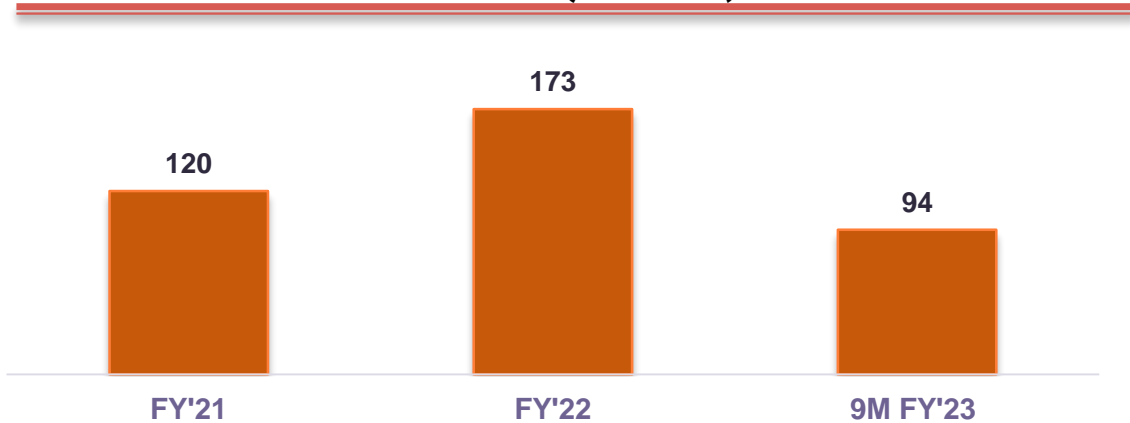


Oil and Gas Production (MMTOE)

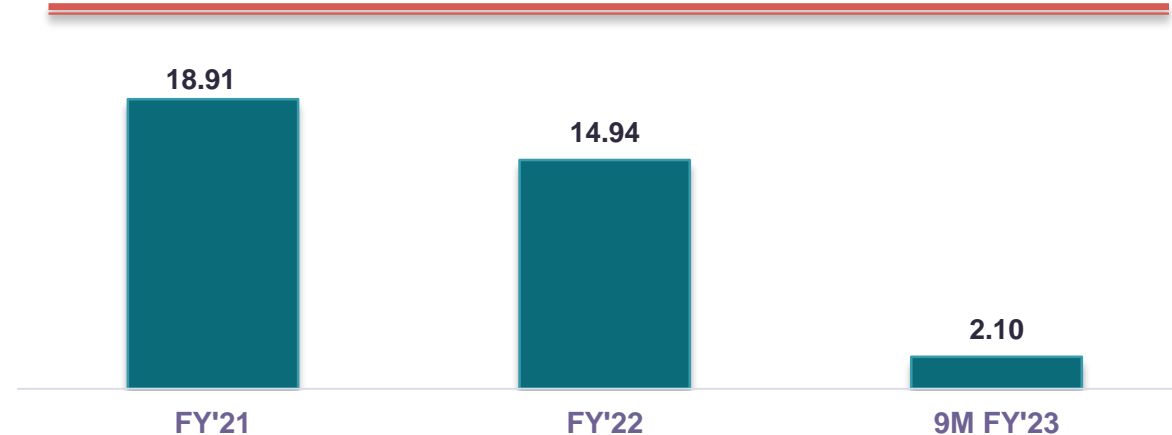


* PRMS adopted from FY'21

Turnover (₹ Billion)



PAT (₹ Billion)



ONGC Videsh : FY'23 Highlights

CPO-5 Block (Colombia): Completed drilling of 6 wells in CPO-5, Colombia and production level touched 25,000 barrels during the year

BM-SEAL-4 (Brazil): FDP submitted to Regulator on 01.11.2022

Lower Zakum, Abu Dhabi: Execution of 34" subsea New Main Gas Line in progress and expected to be commissioned by Dec'2024

ACG, Azerbaijan: Completed 85% completion of Azeri Central East (ACE) New Platform with 48 slots. First oil expected by March' 2024

Signed MoU on 7th February 2023 with YPFSA, Argentina which seeks to enhance cooperation between the two companies.

• Hindustan Petroleum Corporation Ltd. (HPCL)

A Maharatna Schedule “A” CPSE



Expansion & Diversification

20,025 retail outlets, # 1 Lube Marketer & # 2 LPG marketer of India

Commissioned:

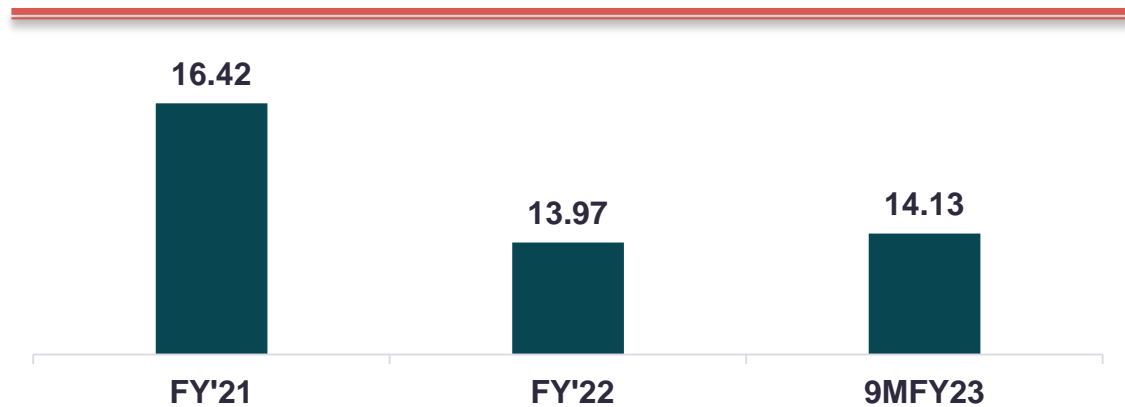
- 1,391 new retail outlets
- 2 New LPG plants
- 51 new LPG distributorships
- CNG dispensing facilities at 413 retail outlets
- 927 EV charging facilities and 273 Mobile Dispensers
- Battery Swapping Stations set up at 8 Retail Outlets

Received authorization for CGD network in 3 Geographical Areas in FY22, taking total to 23 GAs in 48 districts across 12 states

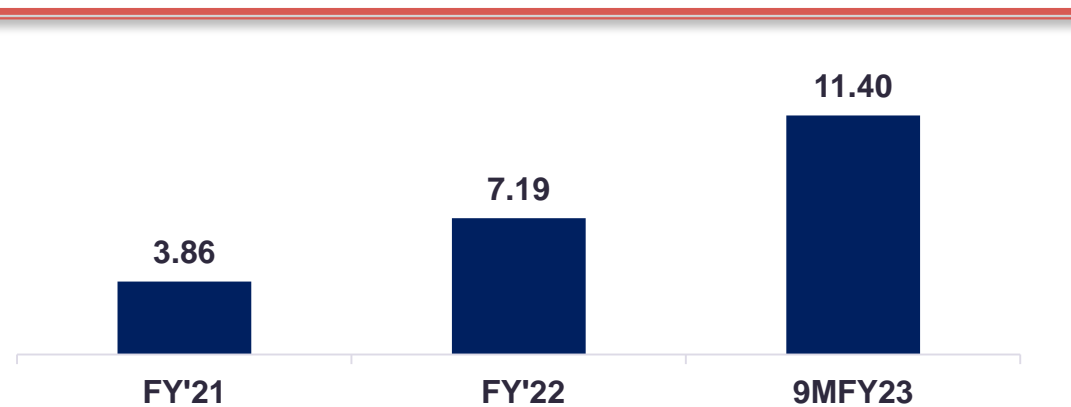
33 patents for new products/ technologies developed during the year

HPCL: Performance

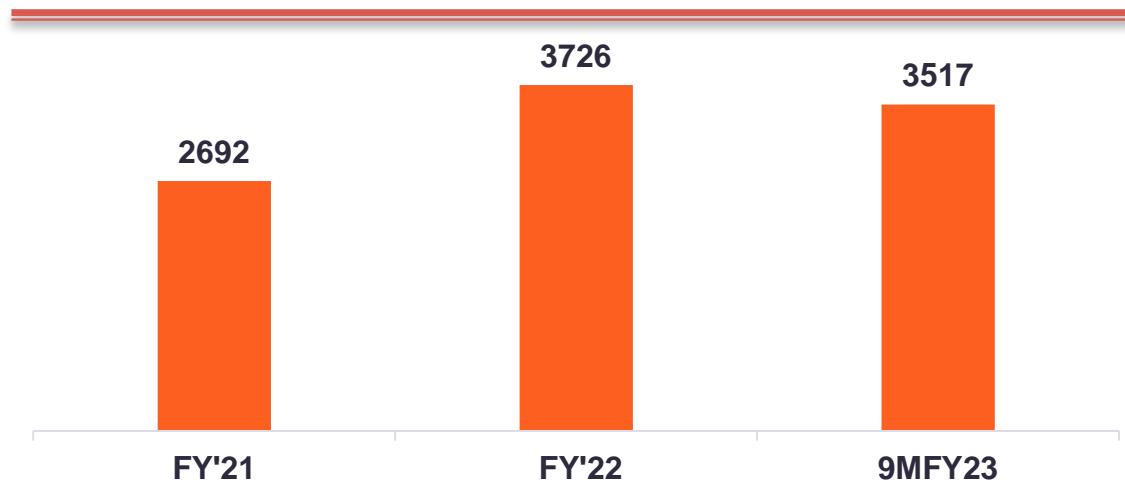
Throughput (MMT)



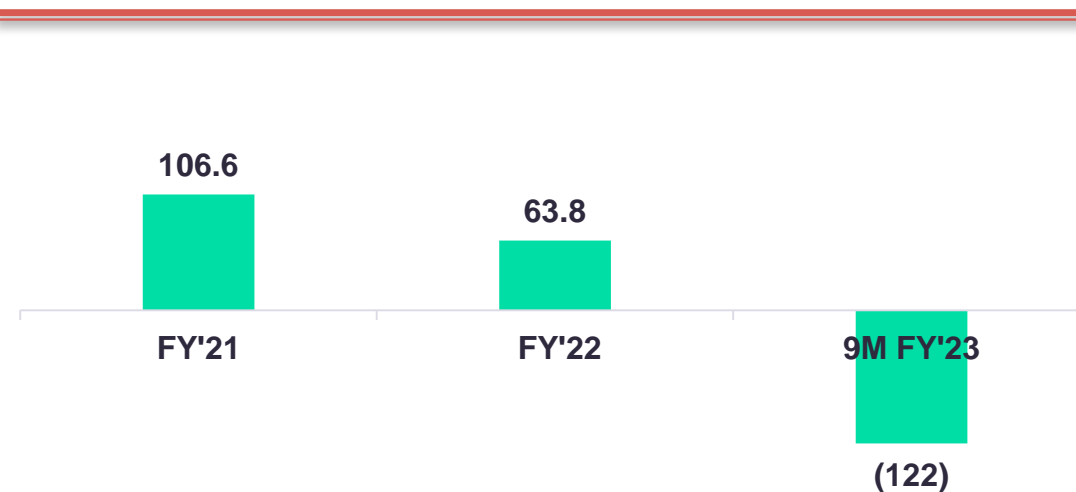
GRM(\$/BBL)



Gross Sales (₹ Billion)



PAT (₹ Billion)



Mangalore Refinery & Petrochemicals Ltd. (MRPL)



A Category 1 Miniratna CPSE

14 new Retail Outlets commissioned in 2021-22 and further 2 in the current fiscal. With this, MRPL has 35 outlets in operation

BS-VI facilities and Desalination Plant commissioned in 2021-22

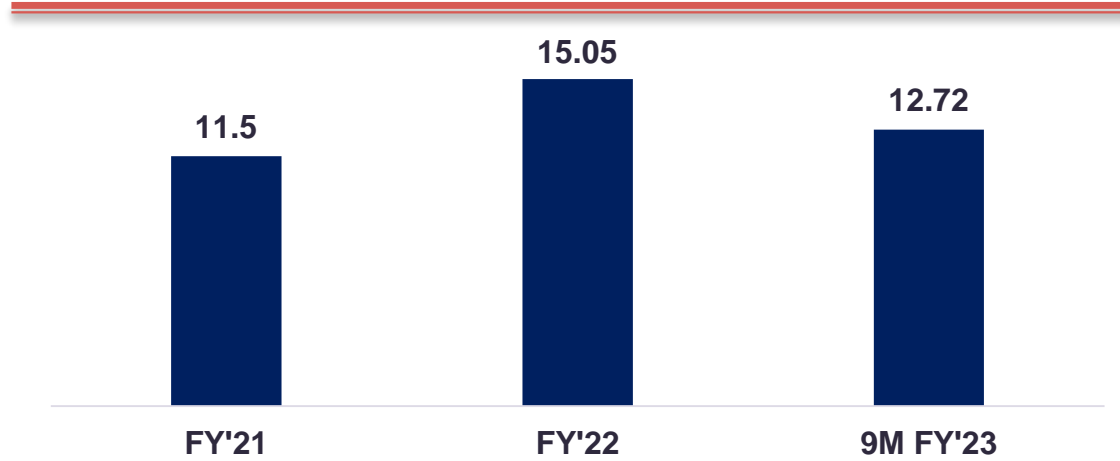
Marketing Terminal in Devangonti (near Bengaluru) under implementation

Augmentation of Power Import Facility from 14MW to 85 MW, Renewable Energy Project & ENCON Projects to reduce Energy Intensity

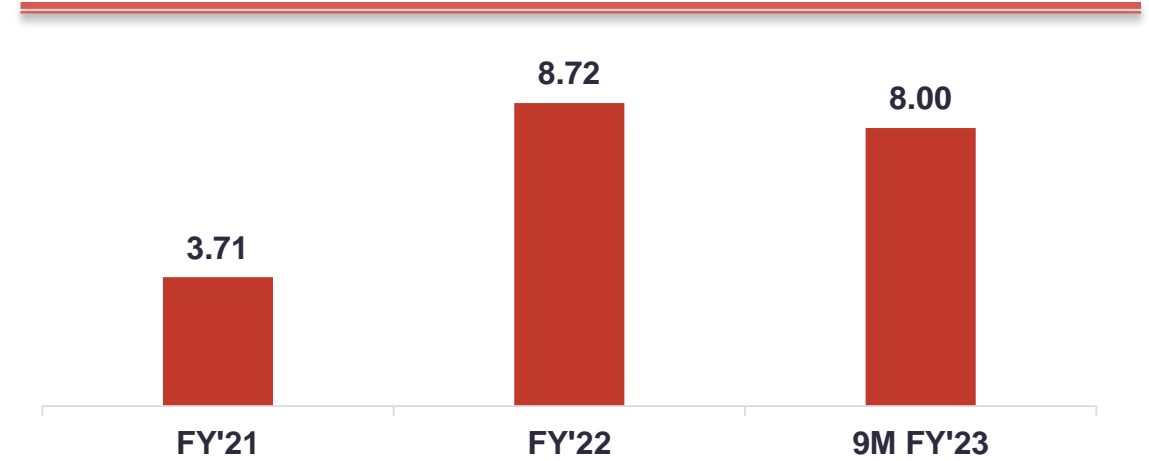
CCR-1 Revamp for greater value addition

MRPL : Performance

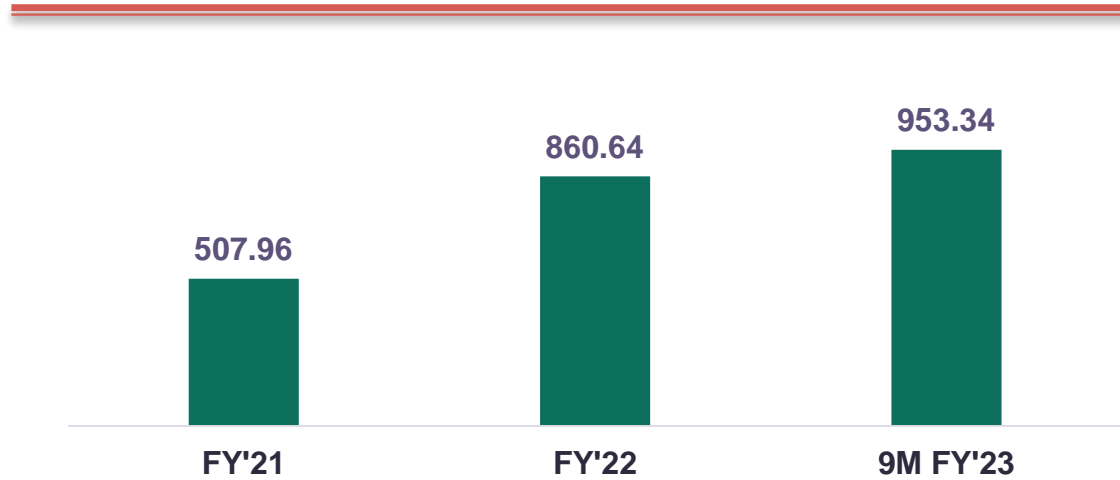
Throughput (MMT)



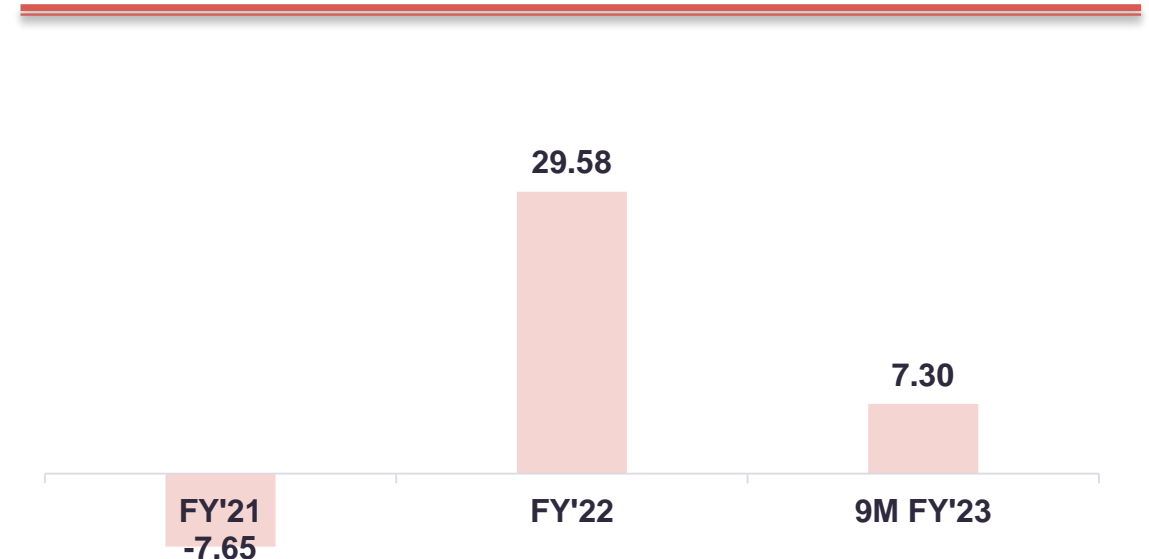
GRM (\$/BBL)



Gross Sales (₹ Billion)



PAT (₹ Billion)



ONGC Petro Additions Ltd. (OPaL)

A Joint venture with GAIL & GSPC



Overall capacity utilisation during FY'22 : 95%.

Sold 1.82 Million tons of Polymers and Chemicals

Revenue from Operation in FY'22 : ₹ 160.48 Billion

EBIDTA for FY'22 : ₹ 25.61 Billion

One of the Largest Dual Feed Crackers in the world

1.1 MMTPA Feedstock integration project of ONGC (Utilizing C₂, C₃ and C₄ gas feed and Naphtha produced by ONGC)

ONGC Tripura Power Company Ltd. (OTPC)

A Joint venture with Govt. of Tripura

4,124 Million Units of power generated

Plant Availability Factor at 65% (unit I under planned shutdown for annual inspection for 104 days)

Revenue from Operation: ₹ 12.63 Billion; PAT: ₹ 1.07 Billion



726.6 MW (363.3x2) Combined Cycle Gas Turbine (CCGT) Thermal Power Plant

Petronet MHB Limited (PMHBL)

FY 22 Highlights

FY 22 : Throughput 2.841 MMTPA

Revenue : ₹ 1.28 Billion

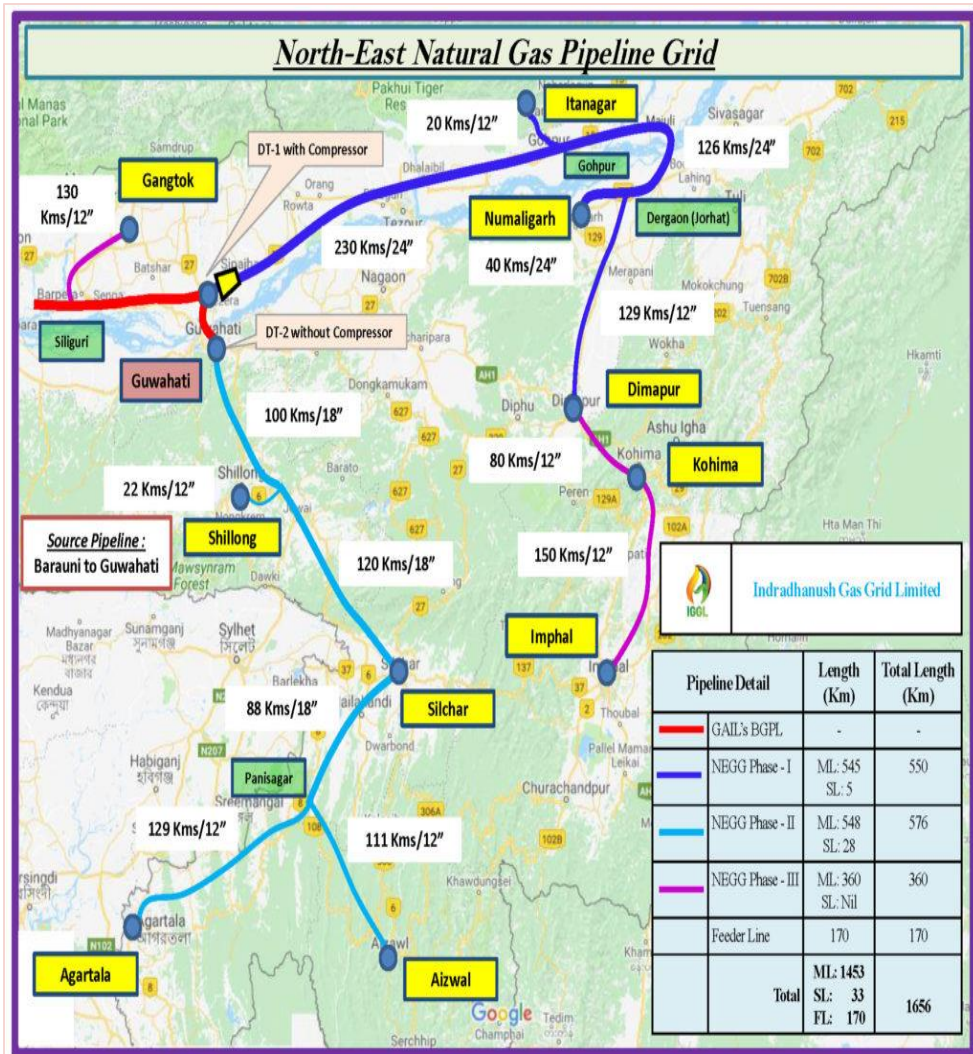
PAT : ₹ 0.60 Billion



Mangalore – Hassan – Bengaluru JV pipeline (362.3 Km) transporting products from MRPL to OMCs hinterland of Karnataka in cost effective and environment friendly manner.

Indradhanush Gas Grid Limited (IGGL)

A Joint venture with Shareholding - ONGC-20%, IOCL-20%, GAIL-20%, OIL-20%, NRL-20%



Indradhanush Gas Grid Limited (IGGL) incorporated on 10th August 2018

Implementing Northeast Gas Grid (NEGG), 1,656 Km long natural gas pipeline grid spanning across all North-Eastern states, at an estimated cost of INR 9,265 crores

CCEA approved VGF/ Capital Grant of INR 5,559 Crore for NEGG project

Gas grid shall connect from Barauni-Guwahati natural gas pipeline as part of Urja-Ganga scheme

3-phase implementation with expected completion by 2024:

Phase-1: 557 kms (in 5 sections)

Phase-2: 719 kms (in 7 sections)

Phase-3: 304 kms (in 2 sections)

National and International Recognitions



#14 in Top 250 Global
Energy Company
Rankings 2022



190th globally and
4th in India in Fortune
Global 500 List 2022



229 globally and
5 in India in Forbes
Global 2000 list 2022



#404 in Forbes Worlds,
Best Employers List 2021



Certified as a Great Place
to Work : 3rd year in 2022

India's Best
Employers Among
Nation -Builders - 2022



धन्यवाद

Thank You