



CIN : L65990MH1985PLC038164

Regd. Office : 214, Empire House, Dr. D. N. Road, Ent. A. K. Nayak Marg, Fort, Mumbai – 400 001.

Website: www.weizmann.co.in, Email: contact@weizmann.co.in

Tel. Nos : 022-22071501 (6 lines) Fax No.: 022-22071514

3rd September, 2021

National Stock Exchange of India Limited Listing Department, Exchange Plaza, C-1, Block- G, Bandra Kurla Complex, Bandra (East), Mumbai-400 051. Fax No. 26598235/8237/8347 Symbol: WEIZMANIND	BSE Limited Corporate Relation Department, Listing Department, Phiroze Jeejeebhoy Towers, Dalal Street, Mumbai – 400 023. Facsimile No. 22723121/22722037/2041 Scrip Code: 523011
--	---

Sub: Submission of Annual Report pursuant to Regulation 34 of Securities Exchange Board of India (Listing Obligations and Disclosure Requirements) Regulations, 2015

Dear Sir/ Madam,

In compliance with the provisions of Regulation 34 of Securities Exchange Board of India (Listing Obligations and Disclosure Requirements) Regulations, 2015, please find enclosed herewith a copy of Annual Report of the Company for the year ended 31st March, 2021.

The Annual Report is also uploaded on the Company's website: www.weizmann.co.in.

You are requested to take the same in your record.

Thanking You,

Yours faithfully,
For Weizmann Limited

Ami Purohit
Company Secretary

Encl. as above



CIN: L65990MH1985PLC038164

34th ANNUAL REPORT 2020-2021

WEIZMANN LIMITED ANNUAL REPORT 2020-2021**BOARD OF DIRECTORS**

Shri. Dharmendra. G. Siraj	-	Chairman
Shri. Neelkamal.V. Siraj	-	Vice-Chairman & Managing Director
Shri. Chetan D. Mehra		
Shri. Hitesh V. Siraj		
Shri Balady S.Shetty		
Smt. Smita V.Davda		
Shri Prakash Kumar Mewara	-	CFO
Ms. Ami Purohit	-	Company Secretary

BANKERS

Bank of Baroda
State Bank of India
HDFC Bank

AUDITORS

M/s. Batliboi & Purohit
Chartered Accountants

REGISTERED OFFICE

Empire House, 214, Dr. D.N. Road,
Ent. A.K.Nayak Marg, Fort,
Mumbai - 400 001
Tel No.: (022) 22071501 -06
Fax No.: (022) 22071514
E-mail : investorsgrievance@weizmann.co.in
Website : www.weizmann.co.in
CIN: L65990MH1985PLC038164

TEXTILE PROCESS HOUSE

Vatva Road, Narol, Ahmedabad

REGISTRAR AND SHARE TRANSFER AGENT

Bigshare Services Private Limited
1st Floor, Bharat Tin works Bldg,
Opp. Vasant Oasis, Makwana Road, Marol,
Andheri (East), Mumbai - 400059
Tel: 022 62638200 Fax No: 022 62638299
Email: investor@bigshareonline.com

“Shareholders are requested to be part of the green initiative and avail copies of Annual Report and other intimations electronically through email and hence request to share your email ID along with Folio number to info@weizmann.co.in”

Sr. No.	Contents	Page No.
1	Notice.....	1
2	Directors Report.....	20
3	Report on Corporate Governance.....	54
4	Certificate on Corporate Governance.....	.73
5	Management Discussion & Analysis Report.....	74
6	Auditor's Report on Financial Statements.....	77
7	Balance Sheet.....	88
8	Statement of Profit and Loss.....	89
9	Cash Flow Statement.....	91
10	Notes to Financial Statements.....	92
11	Auditor's Report on Consolidated Financial Statements.....	116
12	Consolidated Balance Sheet.....	123
13	Consolidated Statement of Profit and Loss.....	124
14	Consolidated Cash Flow Statement.....	126
15	Notes to Consolidated Financial Statements.....	127
16	Additional Disclosure under Schedule III of Companies Act, 2013.....	151
17	Statement u/s 129 (3) of the Companies Act, 2013.....	152

NOTICE

Notice is hereby given that the 34th Annual General Meeting (AGM) of the Members of **WEIZMANN LIMITED** will be held on Tuesday, September 28, 2021 at 3.30 p.m. (IST) through Video Conferencing (“VC”)/ Other Audio Visual Means (“OAVM”) to transact the following business:

ORDINARY BUSINESS:

1. To receive, consider and adopt the Audited Financial Statements of the Company for the Financial Year ended 31st March, 2021 on Standalone and Consolidated basis and the Reports of the Board of Directors and Auditors thereon.
2. To declare Dividend on Equity Shares.
3. To appoint a Director in place of Shri. Neelkamal V. Siraj (DIN: 00021986), who retires by rotation and being eligible, offer himself for re-appointment.

SPECIAL BUSINESS:

4. To consider and if thought fit, to pass, the following Resolution as an Ordinary Resolution:

“RESOLVED THAT pursuant to the provisions of Section 148(3) and other applicable provisions, if any, of the Companies Act, 2013 read with the Companies (Audit and Auditors) Rules, 2014 (including any statutory modification(s) or amendment(s) or re-enactment(s) thereof for the time being in force), the remuneration payable to M/s. Bhanwarlal Gurjar & Co, Cost Accountants, (Firm Registration No. 101540) appointed by the Board of Directors as Cost Auditors to conduct the audit of the cost records of the Company for the financial year ending 31st March, 2022, not exceeding Rs. 75,000/- plus GST as may be mutually agreed between the Board of Directors and Cost Auditor, be and is hereby ratified and confirmed.

5. To consider and if thought fit, to pass, the following Resolution as a Special Resolution:

“RESOLVED THAT in partial modification of the Special Resolution passed at the Annual General Meeting of the Company held on 22nd December, 2020 and pursuant to Sections 197 and other applicable provisions, if any, read with Schedule V of the Companies Act, 2013 and the Rules made thereunder (including any statutory modification(s), clarifications, exemptions or re-enactments thereof for the time being in force) and subject to such other approvals as may be necessary, and as approved by the Nomination and Remuneration Committee, the approval of the Company be and is hereby accorded to the revision in the remuneration payable to Shri Neelkamal V Siraj (DIN: 00021986), Managing Director of the Company with effect from Financial Year 2021-2022 till the residual period of his tenure as Managing Director of the Company, as set out in the explanatory statement annexed to this notice with liberty to the Board of Directors to alter, amend, vary and modify the terms and conditions of the said remuneration as it deems fit in such manner as may be mutually agreed upon by and between the Board of Directors and Shri. Neelkamal V Siraj.

RESOLVED FURTHER THAT maximum remuneration payable to Shri Neelkamal V Siraj, Managing Director of the Company shall not exceed maximum remuneration that



34th ANNUAL REPORT 2020-2021

can be paid as per the applicable slab of effective capital in the event of inadequacy of profits as stipulated in Schedule V to the Companies Act, 2013 (including any statutory modification(s) and re-enactment thereof for the time being in force).

RESOLVED FURTHER THAT any one of the Directors or Company Secretary be and is hereby authorized to do all acts, deeds things and take all such steps as may be necessary, proper or expedient to give effect to this resolution and for matters connected therewith or incidental thereto.”

By Order of the Board

**Place : Mumbai
Date : 12th August, 2021**

**Ami Purohit
Company Secretary
ACS No: 46169**

NOTES

1. In view of the pandemic viz COVID-19 continuing, the Ministry of Corporate Affairs (MCA), Government of India, has vide its Circular No. 2/6/2020 dated 13th January 2021, in relation to “Clarification on holding of annual general meeting (AGM) through video conferencing (VC) or other audio visual means (OAVM)” (collectively referred to as “MCA Circulars”) and Securities and Exchange Board of India vide Circular No. SEBI/HO/CFD/CMD2/CIR/P/2021/11 dated 15th January 2021, in relation to “relaxation from compliance with certain provisions of SEBI (Listing Obligations and Disclosure Requirements) Regulations 2015 - Covid-19 pandemic” (“SEBI Circular”) have permitted the holding of the Annual General Meeting (“AGM”) through Video Conferencing (“VC”) / Other Audio Visual Means (“OAVM”), without the physical presence of the Members at a common venue. In compliance with the applicable provisions of the Companies Act, 2013 (the “Act”) (including any statutory modification or re-enactment thereof for the time being in force) read with Rule 20 of the Companies (Management and Administration) Rules, 2014 (the “Rules”), as amended from time to time, read with the MCA Circulars, SEBI Circular and pursuant to Regulation 44 of the SEBI (Listing Obligations & Disclosure Requirements) Regulations, 2015 (“Listing Regulations”) the Annual General Meeting (“AGM”) of the Company is scheduled to be held on Tuesday, September 28, 2021, 3:30 p.m.(IST) through VC/OAVM and the voting for items to be transacted in the Notice to this AGM only through remote electronic voting process (“e-Voting”).
2. As per the provisions of Clause 3.A.II. of the General Circular No. 20/ 2020 dated 5th May 2020, the matters of Special Business as appearing at Item No. 4 and 5 of the accompanying Notice, are considered to be unavoidable by the Board and hence, form part of this Notice.
3. Explanatory Statement pursuant to Section 102 of the Companies Act, 2013 is annexed hereto.
4. PURSUANT TO THE PROVISIONS OF THE ACT, A MEMBER ENTITLED TO ATTEND AND VOTE AT THE AGM IS ENTITLED TO APPOINT A PROXY TO ATTEND AND VOTE ON HIS/HER BEHALF AND THE PROXY NEED NOT BE A MEMBER OF THE COMPANY. SINCE THIS AGM IS BEING HELD PURSUANT TO THE MCA CIRCULARS THROUGH VC/OAVM, THE REQUIREMENT OF PHYSICAL ATTENDANCE OF MEMBERS HAS BEEN DISPENSED WITH. ACCORDINGLY, IN TERMS OF THE MCA CIRCULARS AND THE SEBI CIRCULAR, THE FACILITY FOR APPOINTMENT OF PROXIES BY THE MEMBERS WILL NOT BE AVAILABLE FOR THIS AGM AND HENCE, THE PROXY FORM, ATTENDANCE SLIP AND ROUTE MAP OF AGM ARE NOT ANNEXED TO THIS NOTICE.
5. In case of joint holders attending the AGM, only such joint holder who is higher in the order of names will be entitled to vote.
6. The attendance of the Members attending the AGM through VC/OAVM will be counted for the purpose of reckoning the quorum under Section 103 of the Act.
7. The Members can join the AGM in the VC/OAVM mode 30 minutes before and 15 minutes after the scheduled time of the commencement of the AGM by following the procedure mentioned in the Notice. The Members will be able to view the proceedings on National Securities Depository Limited’s (“NSDL”) e-Voting website at

www.evoting.nsdl.com. The facility of participation at the AGM through VC/OAVM will be made available to atleast 1,000 Members on a first come first served basis as per the MCA Circulars.

8. Further, due to non-availability of postal and courier services, on account of the threat posed by COVID-19 and in terms of the MCA Circulars and the SEBI Circular, the Company is sending this AGM Notice along with the Annual Report for Financial Year 2020-2021 in electronic form only to those Members whose e-mail addresses are registered with the Company/Depositories. The Notice convening the AGM and the Annual Report for Financial Year 2020-2021 has been uploaded on the website of the Company at www.weizmann.co.in and may also be accessed from the relevant section of the websites of the Stock Exchanges i.e. BSE Limited (“BSE”) and National Stock Exchange of India Limited (“NSE”) at www.bseindia.com and www.nseindia.com, respectively. The AGM Notice is also available on the website of NSDL at www.evoting.nsdl.com.
9. In terms of Section 152 of the Companies Act, 2013, Shri. Neelkamal V Siraj (DIN : 00021986) Director of the Company retires by rotation at the ensuing Annual General Meeting and being eligible offers himself for re-appointment.
The Board of Directors of the Company recommends re-appointment of Shri. Neelkamal V Siraj.
10. Information of Directors recommended for re-appointment at the Annual General Meeting in terms of Schedule V of SEBI (Listing Obligations and Disclosure Requirements) Regulations, 2015 forms integral part of the notice. The Directors have furnished the requisite declarations for their re-appointment. Information on Directors recommended for appointment / re-appointment at the Annual General Meeting in terms of Regulation 39(3) of SEBI (Listing Obligations and Disclosure Requirements) Regulations, 2015 forms integral part of the notice. The Directors have furnished the requisite declarations for their appointment / re-appointment.
11. The Register of Members and Share Transfer Books of the Company will be closed from Wednesday, 22nd September, 2021 to Tuesday, 28th September, 2021 (both days inclusive) for the purpose of Annual General Meeting and declaration of dividend.
12. Members may note that the Income Tax Act, 1961, as amended by the Finance Act, 2020, mandated that dividends paid or distributed by a Company after April 1, 2020 shall be taxable in the hands of the Members. The Company shall therefore be required to deduct Tax at Source (TDS) at the time of dividend payment. In view of the same, the Company has sent individual communications to the shareholders to submit documents in accordance with the provisions of the Income Tax Act, 1961, in order to determine the appropriate tax rate at which tax has to be deducted at source / withholding tax rate applicable. Members are also requested to ensure that their PAN and Bank details are updated with the RTA / depository for the purpose of dividend.
13. The Dividend on Equity Shares, if declared at the Annual General Meeting, will be paid on or before 27th October, 2021, subject to deduction of tax at source to those Members or their mandates:
 - (a) whose name appears at the end of the business hours on 21st September, 2021 in the list of Beneficial Owners to be furnished by Depositories (NSDL and CDSL) in respect of the shares held in demat form ; and

(b) whose names appear as Members on the Company's Register of Members after giving effect to valid share transfer request in physical form lodged with Registrar and Share Transfer Agents (RTA) of the Company on or before 21st September, 2021.

14. As per Regulation 40 of SEBI Listing Regulations, as amended, securities of listed companies can be transferred only in dematerialized form with effect from April 1, 2019, except in case of request received for transmission or transposition of securities. In view of this and to eliminate all risks associated with physical shares and for ease of portfolio management, members holding shares in physical form are requested to consider converting their holdings to dematerialized form. Members can contact the Company or Company's Registrars and Transfer Agents, Bigshare Services Private Limited for assistance in this regard.
15. Members are requested to intimate changes, if any, pertaining to their name, postal address, email address, telephone / mobile numbers, Permanent Account Number (PAN), mandates, nominations, power of attorney, bank details such as, name of the bank and branch details, bank account number, MICR code, IFSC code, etc., to their DPs in case the shares are held in electronic form and to Bigshare Services Private Limited in case the shares are held in physical form.
16. Members are requested to note that, dividends if not encashed for a consecutive period of 7 years from the date of transfer to Unpaid Dividend Account of the Company, are liable to be transferred to the Investor Education and Protection Fund ("IEPF"). The shares in respect of such unclaimed dividends are also liable to be transferred to the demat account of the IEPF Authority. In view of this, Members/Claimants are requested to claim their dividends from the Company, within the stipulated timeline. The Members, whose unclaimed dividends/shares have been transferred to IEPF, may claim the same by making an application to the IEPF Authority, in Form No. IEPF-5 available on www.iepf.gov.in. The Members/Claimants can file only one consolidated claim in a financial year as per the IEPF Rules.
17. Members desiring inspection of statutory registers during the AGM may send their request in writing to the Company at investorsgrievance@weizmann.co.in
18. Members who wish to inspect the relevant documents referred to in the Notice can send an e-mail to investorsgrievance@weizmann.co.in up to the date of the AGM.
19. This AGM Notice is being sent by e-mail only to those eligible Members who have already registered their e-mail address with the Depositories/the DP/the Company's RTA/the Company or who will register their e-mail address with Bigshare Services Private Limited, on or before 5:00 p.m. (IST) on Tuesday, 21st September, 2021.
20. To facilitate Members to receive this Notice electronically and cast their vote electronically, the Company has made special arrangement with Bigshare Services Private Limited (RTA) for registration of e-mail addresses in terms of the MCA Circulars. Eligible Members who have not submitted their e-mail address to Bigshare, are required to provide their e-mail address to the RTA, on or before 5:00 p.m. (IST) on Tuesday, 21st September, 2021 pursuant to which, any Member may receive on the e-mail address provided by the Member the Annual Report for Financial Year 2020-2021 and the

procedure for remote e-Voting along with the login ID and password for remote e-Voting. The process for registration of e-mail address is as under:

I. For Members who hold shares in Electronic form:

- a. Visit the link <https://bigshareonline.com/InvestorRegistration.aspx>
- b. Select Company Name from drop down list.
- c. Enter the DP ID & Client ID, PAN details and captcha code.
- d. Enter your e-mail address and mobile number.
- e. OTP would be sent on the Mobile Number and email id.
- f. Once OTP is entered the email id would be registered.

II. For Members who hold shares in Physical form:

- a. Visit the link <https://bigshareonline.com/InvestorRegistration.aspx>
- b. Select Company Name from drop down list.
- c. Enter the physical Folio Number, PAN details and captcha code.
- d. Enter your e-mail address and mobile number.
- e. OTP would be sent on the Mobile Number and email id.
- f. Once OTP is entered the email id would be registered.

21. After successful submission of the e-mail address, NSDL will e-mail a copy of the Annual Report for Financial Year 2020-2021 along with the remote e-Voting user ID and password, within 48 hours of successful registration of the e-mail address by the Member. In case of any queries, Members may write to investor@bigshareonline.com or evoting@nsdl.co.in.

22. For permanent registration of their e-mail address, Members are requested to register their e-mail address, in respect of electronic holdings, with their concerned DP and in respect of physical holdings, with the RTA.

23. Those Members who have already registered their e-mail addresses are requested to keep their e-mail addresses validated with their DP/RTA to enable servicing of notices / documents/Annual Reports and other communications electronically to their e-mail address in future.

24. Process and manner for Members opting for e-Voting is, as under:-

- I. In compliance with the provisions of Sections 108 and other applicable provisions of the Act, read with Rule 20 of the Rules and Regulation 44 of the Listing Regulations, the Company is offering only e-Voting facility to all the Members of the company and the business will be transacted only through the electronic voting system. The Company has engaged the services of NSDL for facilitating e-Voting to enable the Members to cast their votes electronically as well as for e-Voting during the AGM. Resolution(s) passed by Members through e-Voting is/are deemed to have been passed as if it / they have been passed at the AGM.
- II. Members are provided with the facility for voting through Voting system during the VC/OAVM proceedings at the AGM and Members participating at the AGM, who have not already cast their vote by remote e-Voting, are eligible to exercise their right to vote at the AGM.

- III. Members who have already cast their vote by remote e-Voting prior to the AGM will also be eligible to participate at the AGM but shall not be entitled to cast their vote again on such resolution(s) for which the Member has already cast the vote through remote e-Voting.
- IV. Members of the Company holding shares either in physical form or electronic form as on the cut-off date of Tuesday, 21st September, 2021, may cast their vote by remote e-Voting. The remote e-Voting period commences on Saturday, 25th September, 2021 at 9:00 a.m. (IST) and ends on Monday, 27th September, 2021 at 5:00 p.m. (IST). The remote e-Voting module shall be disabled by NSDL for voting thereafter. Once the vote on a resolution is cast by the Member, the Member shall not be allowed to change it subsequently.**
- V. The instructions for Members attending the AGM through VC/OAVM are as under:
- A. In view of the massive outbreak of the COVID-19 pandemic, social distancing is a norm to be followed and pursuant to the Circular No. 14/2020 dated April 08, 2020, Circular No.17/2020 dated April 13, 2020 issued by the Ministry of Corporate Affairs followed by Circular No. 20/2020 dated May 05, 2020 and Circular No. 02/2021 dated January 13, 2021 and all other relevant circulars issued from time to time, physical attendance of the Members to the EGM/AGM venue is not required and general meeting be held through video conferencing (VC) or other audio visual means (OAVM). Hence, Members can attend and participate in the ensuing EGM/AGM through VC/OAVM.
- B. Pursuant to the Circular No. 14/2020 dated April 08, 2020, issued by the Ministry of Corporate Affairs, the facility to appoint proxy to attend and cast vote for the members is not available for this EGM/AGM. However, the Body Corporates are entitled to appoint authorised representatives to attend the EGM/AGM through VC/OAVM and participate there at and cast their votes through evoting.
- C. The Members can join the EGM/AGM in the VC/OAVM mode 15 minutes before and after the scheduled time of the commencement of the Meeting by following the procedure mentioned in the Notice. The facility of participation at the EGM/AGM through VC/OAVM will be made available for 1000 members on first come first served basis. This will not include large Shareholders (Shareholders holding 2% or more shareholding), Promoters, Institutional Investors, Directors, Key Managerial Personnel, the Chairpersons of the Audit Committee, Nomination and Remuneration Committee and Stakeholders Relationship Committee Auditors etc. who are allowed to attend the EGM/AGM without restriction on account of first come first served basis.
- D. The attendance of the Members attending the EGM/AGM through VC/OAVM will be counted for the purpose of reckoning the quorum under Section 103 of the Companies Act, 2013.
- E. Pursuant to the provisions of Section 108 of the Companies Act, 2013 read with Rule 20 of the Companies (Management and Administration) Rules, 2014 (as amended) and Regulation 44 of SEBI (Listing Obligations & Disclosure Requirements) Regulations 2015 (as amended), and the Circulars issued by the Ministry of Corporate Affairs dated April 08, 2020, April 13, 2020 and May 05, 2020 the Company is providing facility of remote e-Voting to its Members in

respect of the business to be transacted at the EGM/AGM. For this purpose, the Company has entered into an agreement with National Securities Depository Limited (NSDL) for facilitating voting through electronic means, as the authorized agency. The facility of casting votes by a member using remote e-Voting system as well as venue voting on the date of the EGM/AGM will be provided by NSDL.

- F. In line with the Ministry of Corporate Affairs (MCA) Circular No. 17/2020 dated April 13, 2020, the Notice calling the EGM/AGM has been uploaded on the website of the Company at www.weizmann.co.in. The Notice can also be accessed from the websites of the Stock Exchanges i.e. BSE Limited and National Stock Exchange of India Limited at www.bseindia.com and www.nseindia.com respectively and the EGM/AGM Notice is also available on the website of NSDL (agency for providing the Remote e-Voting facility) i.e. www.evoting.nsdl.com.
- G. EGM/AGM has been convened through VC/OAVM in compliance with applicable provisions of the Companies Act, 2013 read with MCA Circular No. 14/2020 dated April 08, 2020 and MCA Circular No. 17/2020 dated April 13, 2020, MCA Circular No. 20/2020 dated May 05, 2020 and MCA Circular No. 2/2021 dated January 13, 2021.

VI. The instructions for Members for Remote E-Voting and Joining General Meeting are as under :

The remote e-voting period begins on Saturday, September 25, 2021 at 09:00 A.M. and ends on Monday, September 27, 2021 at 05:00 P.M. The remote e-voting module shall be disabled by NSDL for voting thereafter. The Members, whose names appear in the Register of Members / Beneficial Owners as on the cut-off date i.e. September 21, 2021, may cast their vote electronically. The voting right of shareholders shall be in proportion to their share in the paid-up equity share capital of the Company as on the cut-off date, being September 21, 2021.

How do I vote electronically using NSDL e-Voting system?





The way to vote electronically on NSDL e-Voting system consists of "Two Steps" which are mentioned below:

Step 1 : Access to NSDL e-Voting system

A) Login method for e-Voting and joining virtual meeting for Individual shareholders holding securities in demat mode

In terms of SEBI circular dated December 9, 2020 on e-Voting facility provided by Listed Companies, Individual shareholders holding securities in demat mode are allowed to vote through their demat account maintained with Depositories and Depository Participants. Shareholders are advised to update their mobile number and email Id in their demat accounts in order to access e-Voting facility.

Login method for Individual shareholders holding securities in demat mode is given below:

Type of shareholders	Login Method
Individual Shareholders holding securities in demat mode with NSDL.	<ol style="list-style-type: none"> 1. Existing IDeAS user can visit the e-Services website of NSDL Viz. https://eservices.nSDL.com either on a Personal Computer or on a mobile. On the e-Services home page click on the “Beneficial Owner” icon under “Login” which is available under ‘IDeAS’ section , this will prompt you to enter your existing User ID and Password. After successful authentication, you will be able to see e-Voting services under Value added services. Click on “Access to e-Voting” under e-Voting services and you will be able to see e-Voting page. Click on company name or e-Voting service provider i.e. NSDL and you will be re-directed to e-Voting website of NSDL for casting your vote during the remote e-Voting period or joining virtual meeting & voting during the meeting. 2. If you are not registered for IDeAS e-Services, option to register is available at https://eservices.nSDL.com. Select “Register Online for IDeAS Portal” or click at https://eservices.nSDL.com/SecureWeb/IdeasDirectReg.jsp 3. Visit the e-Voting website of NSDL. Open web browser by typing the following URL: https://www.evoting.nSDL.com/ either on a Personal Computer or on a mobile. Once the home page of e-Voting system is launched, click on the icon “Login” which is available under ‘Shareholder/Member’ section. A new screen will open. You will have to enter your User ID (i.e. your sixteen digit demat account number hold with NSDL), Password/OTP and a Verification Code as shown on the screen. After successful authentication, you will be redirected to NSDL Depository site wherein you can see e-Voting page. Click on company name or e-Voting service provider i.e. NSDL and you will be redirected to e-Voting website of NSDL for casting your vote during the remote e-Voting period or joining virtual meeting & voting during the meeting. 4. Shareholders/Members can also download NSDL Mobile App “NSDL Speede” facility by scanning the QR code mentioned below for seamless voting experience. <div style="text-align: center;"> <p>NSDL Mobile App is available on</p>   </div> <div style="display: flex; justify-content: space-around; margin-top: 10px;">   </div>

<p>Individual Shareholders holding securities in demat mode with CDSL</p>	<ol style="list-style-type: none"> Existing users who have opted for Easi / Easiest, they can login through their user id and password. Option will be made available to reach e-Voting page without any further authentication. The URL for users to login to Easi / Easiest are https://web.cdslindia.com/myeasi/home/login or www.cdslindia.com and click on New System Myeasi. After successful login of Easi/Easiest the user will be also able to see the E Voting Menu. The Menu will have links of e-Voting service provider i.e. NSDL. Click on NSDL to cast your vote. If the user is not registered for Easi/Easiest, option to register is available at https://web.cdslindia.com/myeasi/Registration/EasiRegistration Alternatively, the user can directly access e-Voting page by providing demat Account Number and PAN No. from a link in www.cdslindia.com home page. The system will authenticate the user by sending OTP on registered Mobile & Email as recorded in the demat Account. After successful authentication, user will be provided links for the respective ESP i.e. NSDL where the e-Voting is in progress.
<p>Individual Shareholders (holding securities in demat mode) login through their depository participants</p>	<p>You can also login using the login credentials of your demat account through your Depository Participant registered with NSDL/CDSL for e-Voting facility. upon logging in, you will be able to see e-Voting option. Click on e-Voting option, you will be redirected to NSDL/CDSL Depository site after successful authentication, wherein you can see e-Voting feature. Click on company name or e-Voting service provider i.e. NSDL and you will be redirected to e-Voting website of NSDL for casting your vote during the remote e-Voting period or joining virtual meeting & voting during the meeting.</p>

Important note: Members who are unable to retrieve User ID / Password are advised to use Forgot User ID and Forgot Password option available at above-mentioned websites.

Helpdesk for Individual Shareholders holding securities in demat mode for any technical issues related to login through Depository i.e. NSDL and CDSL.

Login Type	Helpdesk details
Securities held with NSDL	Please contact NSDL helpdesk by sending a request at evoting@nsdl.co.in or call at toll free no.: 1800 1020 990 and 1800 22 44 30
Securities held with CDSL	Please contact CDSL helpdesk by sending a request at helpdesk.evoting@cdslindia.com or contact at 022- 23058738 or 022-23058542-43

B) Login Method for e-Voting and joining virtual meeting for shareholders other than Individual shareholders holding securities in demat mode and shareholders holding securities in physical mode.

How to Log-into NSDL e-Voting website?

1. Visit the e-Voting website of NSDL. Open web browser by typing the following URL: <https://www.evoting.nsdl.com/> either on a Personal Computer or on a mobile.
2. Once the home page of e-Voting system is launched, click on the icon “Login” which is available under ‘Shareholder/ Member section.
3. A new screen will open. You will have to enter your User ID, your Password and a Verification Code as shown on the screen.
Alternatively, if you are registered for NSDL eservices i.e. IDEAS, you can log-in at <https://eservices.nsdl.com/> with your existing IDEAS login. Once you log-in to NSDL eservices after using your log-in credentials, click on e-Voting and you can proceed to Step 2 i.e. Cast your vote electronically.
4. Your User ID details are given below :

Manner of holding shares i.e. Demat (NSDL or CDSL) or Physical	Your User ID is:
a) For Members who hold shares in demat account with NSDL.	8 Character DP ID followed by 8 Digit Client ID For example if your DP ID is IN300*** and Client ID is 12***** then your user ID is IN300***12*****.
b) For Members who hold shares in demat account with CDSL.	16 Digit Beneficiary ID For example if your Beneficiary ID is 12***** then your user ID is 12*****.
c) For Members holding shares in Physical Form.	EVEN Number followed by Folio Number registered with the company For example if folio number is 001*** and EVEN is 117305 then user ID is 117305001***

5. Your password details are given below:
 - a) If you are already registered for e-Voting, then you can use your existing password to login and cast your vote.
 - b) If you are using NSDL e-Voting system for the first time, you will need to retrieve the ‘initial password’ which was communicated to you. Once you retrieve your ‘initial password’, you need to enter the ‘initial password’ and the system will force you to change your password.
 - c) How to retrieve your ‘initial password’?
 - (i) If your email ID is registered in your demat account or with the company, your ‘initial password’ is communicated to you on your email ID. Trace the email sent to you from NSDL from your mailbox. Open the email and open the attachment i.e. a .pdf file. Open the .pdf file. The password to open the .pdf file is your 8 digit client ID for NSDL account, last 8 digits of client ID for CDSL account or folio number for shares held in physical form. The .pdf file contains your ‘User ID’ and your ‘initial password’.
 - (ii) If your email ID is not registered, please follow steps mentioned below in process for those shareholders whose email ids are not registered.

6. If you are unable to retrieve or have not received the “ Initial password” or have forgotten your password:
 - a) Click on “[Forgot User Details/Password?](#)”(If you are holding shares in your demat account with NSDL or CDSL) option available on www.evoting.nsdl.com.
 - b) [Physical User Reset Password?](#)” (If you are holding shares in physical mode) option available on www.evoting.nsdl.com.
 - c) If you are still unable to get the password by aforesaid two options, you can send a request at evoting@nsdl.co.in mentioning your demat account number/folio number, your PAN, your name and your registered address.
 - d) Members can also use the one-time password (OTP) based login for casting the votes on the e-Voting system of NSDL.
7. After entering your password, tick on Agree to “Terms and Conditions” by selecting on the check box.
8. Now, you will have to click on “Login” button.
9. After you click on the “Login” button, Home page of e-Voting will open.

Step 2: Cast your vote electronically and join General Meeting on NSDL e-Voting system:

- How to cast your vote electronically and join General Meeting on NSDL e-Voting system?
1. After successful login at Step 1, you will be able to see all the companies “EVEN” in which you are holding shares and whose voting cycle and General Meeting is in active status.
 2. Select “EVEN” of company for which you wish to cast your vote during the remote e-Voting period and casting your vote during the General Meeting. For joining virtual meeting, you need to click on “VC/OAVM” link placed under “Join General Meeting”.
 3. Now you are ready for e-Voting as the Voting page opens.
 4. Cast your vote by selecting appropriate options i.e. assent or dissent, verify/modify the number of shares for which you wish to cast your vote and click on “Submit” and also “Confirm” when prompted.
 5. Upon confirmation, the message “Vote cast successfully” will be displayed.
 6. You can also take the printout of the votes cast by you by clicking on the print option on the confirmation page.
 7. Once you confirm your vote on the resolution, you will not be allowed to modify your vote.

Process for those shareholders whose email ids are not registered with the depositories for procuring user id and password and registration of email ids for e-voting for the resolutions set out in this notice :

- a) In case shares are held in physical mode please provide Folio No., Name of shareholder, scanned copy of the share certificate (front and back), PAN (self attested scanned copy of PAN card), AADHAR (self-attested scanned copy of Aadhar Card) by email to investorsgrievance@weizmann.co.in.
- b) In case shares are held in demat mode, please provide DPID-CLID (16 digit DPID + CLID or 16 digit beneficiary ID), Name, client master or copy of Consolidated Account statement, PAN (self-attested scanned copy of PAN card), AADHAR (self attested scanned copy of Aadhar Card) to investorsgrievance@weizmann.co.in.
- c) If you are an Individual shareholder holding securities in Demat mode, you are requested to refer to the login method explained at Step 1(A) i.e. Login method for e-Voting and joining virtual meeting for Individual shareholders holding securities in Demat mode.

- d) Alternatively, shareholder/members may send a request to evoting@nsdl.co.in for procuring user ID and password for e-voting by providing above mentioned documents.
- e) In terms of SEBI circular dated December 9, 2020 on e-Voting facility provided by Listed Companies, Individual shareholders holding securities in Demat mode are allowed to vote through their Demat account maintained with Depositories and Depository Participants. Shareholders are required to update their mobile number and email ID correctly in their Demat account in order to access e-Voting facility.

General Guidelines for shareholders

- 1 Institutional shareholders (i.e. other than individuals, HUF, NRI etc.) are required to send scanned copy (PDF/JPG Format) of the relevant Board Resolution/ Authority letter etc. with attested specimen signature of the duly authorized signatory(ies) who are authorized to vote, to the Scrutinizer by e-mail to mferraocs@gmail.com with a copy marked to evoting@nsdl.co.in.
2. It is strongly recommended not to share your password with any other person and take utmost care to keep your password confidential. Login to the e-voting website will be disabled upon five unsuccessful attempts to key in the correct password. In such an event, you will need to go through the “[Forgot User Details/Password?](#)” or “[Physical User Reset Password?](#)” option available on www.evoting.nsdl.com to reset the password.
3. In case of any queries, you may refer the Frequently Asked Questions (FAQs) for Shareholders and e-voting user manual for Shareholders available at the download section of www.evoting.nsdl.com or call on toll free no.: 1800-222-990 or send a request at evoting@nsdl.co.in

VII. The instructions for Members for e-Voting during the proceedings of the AGM are, as under:

- A. The procedure for remote e-Voting during the AGM is same as the instructions mentioned above for remote e-Voting since the Meeting is being held through VC/OAVM.
- B. Only those Members, who will be present in the AGM through VC/OAVM facility and have not cast their vote on the Resolutions through remote e-Voting and are otherwise not barred from doing so, shall be eligible to vote through e-Voting system in the AGM.
- C. Members who have voted through Remote e-Voting will be eligible to attend the AGM. However, they will not be eligible to vote at the AGM.
- D. The details of the person who may be contacted for any grievances connected with the facility for e-Voting on the day of the AGM shall be the same person mentioned for Remote e-voting.

INSTRUCTIONS FOR MEMBERS FOR ATTENDING THE EGM/AGM THROUGH VC/OAVM ARE AS UNDER:

1. Member will be provided with a facility to attend the EGM/AGM through VC/OAVM through the NSDL e-Voting system. Members may access by following the steps mentioned above for Access to NSDL e-Voting system. After successful login, you

can see link of “VC/OAVM link” placed under “Join General meeting” menu against company name. You are requested to click on VC/OAVM link placed under Join General Meeting menu. The link for VC/OAVM will be available in Shareholder/Member login where the EVEN of Company will be displayed. Please note that the members who do not have the User ID and Password for e-Voting or have forgotten the User ID and Password may retrieve the same by following the remote e-Voting instructions mentioned in the notice to avoid last minute rush.

2. Members are encouraged to join the Meeting through Laptops for better experience.
3. Further Members will be required to allow Camera and use Internet with a good speed to avoid any disturbance during the meeting.
4. Please note that Participants Connecting from Mobile Devices or Tablets or through Laptop connecting via Mobile Hotspot may experience Audio/Video loss due to Fluctuation in their respective network. It is therefore recommended to use Stable Wi-Fi or LAN Connection to mitigate any kind of aforesaid glitches.
5. Shareholders who would like to express their views/have questions may send their questions in advance mentioning their name demat account number/folio number, email id, mobile number at investorsgrievance@weizmann.co.in. The same will be replied by the company suitably.
6. If you wish to speak or express your views or ask questions during the AGM, then you may register yourself as speaker by sending an email to investorsgrievance@weizmann.co.in with the subject "Speaker Registration" during the period from Wednesday, 22nd September, 2021 to Saturday 25th September, 2021. Only those members who have registered as Speakers will be allowed to express their views or ask questions. The Company reserves the right to restrict the number of questions and number of speakers, depending upon availability of time as appropriate for smooth conduct of the AGM.

VIII. The voting rights of Members shall be in proportion to their shares of the paid-up equity share capital of the Company as on the cut-off date of 21st September, 2021.

IX. Any person holding shares in physical form and non-individual shareholders, who acquires shares of the Company and becomes member of the Company after the notice is sent through e-mail and holding shares as of the cut-off date i.e. 21st September, 2021, may obtain the login ID and password by sending a request at evoting@nsdl.co.in or Company/RTA. However, if you are already registered with NSDL for remote e-voting, then you can use your existing user ID and password for casting your vote. If you forgot your password, you can reset your password by using “Forgot User Details/Password” or “Physical User Reset Password” option available on www.evoting.nsdl.com or call on toll free no. 1800 1020 990 and 1800 22 44 30 . In case of Individual Shareholders holding securities in demat mode who acquires shares of the Company and becomes a Member of the Company after sending of the Notice and holding shares as of the cut-off date i.e. 21st September, 2021 may follow steps mentioned in the Notice of the AGM under “Access to NSDL e-Voting system.

X. A person whose name is recorded in the Register of Members or in the Register of Beneficial Owners maintained by the Depositories as on the cut-off date only shall be entitled to avail the facility of remote e-Voting, as well as voting at the meeting.

XI. The Board of Directors has appointed Shri. Martinho Ferrao (FCS 6221) of M/s. Martinho Ferrao & Associates, Company Secretaries as Scrutinizer to scrutinize the voting at the AGM and remote e-Voting process, in a fair and transparent manner.

- XII. The Chairman shall, at the AGM, at the end of discussion on the resolutions on which voting is to be held, allow voting, by use of remote e-Voting system for all those Members who are present during the AGM through VC/OAVM but have not cast their votes by availing the remote e-Voting facility. The remote e-Voting module during the AGM shall be disabled by NSDL for voting 15 minutes after the conclusion of the Meeting.
- XIII. The Scrutinizer shall, after the conclusion of voting at the AGM, first count the votes cast during the AGM and, thereafter, unblock the votes cast through remote e-Voting and shall make, not later than 48 hours from the conclusion of the AGM, a Consolidated Scrutinizer's Report of the total votes cast in favour or against, if any, to the Chairman or a person authorised by him in writing, who shall countersign the same and declare the result of the voting forthwith.
- XIV. The Results declared, alongwith the Scrutinizer's Report, shall be placed on the Company's website www.weizmann.co.in and on the website of NSDL www.evoting.nsdl.com, immediately after the declaration of the result by the Chairman or a person authorised by him in writing. The results shall also be immediately forwarded to the Stock Exchanges where the Company's Equity Shares are listed viz. BSE and NSE and be made available on their respective websites viz. www.bseindia.com and www.nseindia.com.

By Order of the Board

**Ami Purohit
Company Secretary
ACS No: 46169**

**Place : Mumbai
Date : 12th August, 2021**

**EXPLANATORY STATEMENT RELATING TO SPECIAL BUSINESS
(PURSUANT TO SECTION 102 OF THE COMPANIES ACT, 2013)**

ITEM No. 4

The Board of Directors of the Company, on the recommendations of the Audit Committee approved the appointment and remuneration of M/s. Bhanwarlal Gurjar & Co, Cost Accountants, (Firm Registration No. 101540), to conduct the audit of cost records of the Company for the financial year ending 31st March 2022. In terms of the provisions of Section 148(3) of the Companies Act, 2013 read with Rule 14 (a)(ii) of the Companies (Audit and Auditors) Rules, 2014, the remuneration payable to the Cost Auditor is required to be ratified by the Members of the Company.

Accordingly, consent of the Members is sought to ratify the remuneration payable to the Cost Auditors.

The Board commends the Ordinary Resolution set out at Item No. 4 for the approval of Members.

None of the Directors or Key Managerial Personnel of the Company (including relatives of Directors and Key Managerial Personnel) are in any way, concerned or interested, financially or otherwise, in this resolution.

ITEM No.5

The Shareholders had through Special Resolution passed at the Annual General Meeting of the Company held on 22nd December, 2020 approved payment of revised remuneration payable to Shri. Neelkamal V Siraj, Managing Director of the Company.

The Board of Directors of the Company at its meeting held on 12th August, 2021 had subject to the approval of the members in general meeting approved revision in remuneration payable to Shri Neelkamal V Siraj, Managing Director of the Company with effect from Financial Year 2021-2022 till the residual period of his tenure as Managing Director as under:

Particulars	Rs. Per Month
Basic Salary	2,70,000
House Rent Allowance	1,24,150
Bonus	22,500
Gratuity Contribution	½ month's salary for every completed year of service
Commission	10% of Net Profit before tax and after the Accounts for the Financial Year is Audited and adopted by the Board

He shall also be entitled to leave, personal accident insurance, health insurance as per the Rules of the Company. He shall be provided with a car and actual expenses incurred for discharge of official duties shall be reimbursed with respect to the vehicle. He shall also be reimbursed expenses on telephone incurred for official work.

The revision/s in remuneration as aforesaid is subject to the approval of the members in general meeting.

His brief resume, the nature of his expertise in specific functional areas, names of companies in which he holds Directorship, Committee Memberships/ Chairmanships, his shareholding etc., are separately annexed hereto.

Shri. Neelkamal V Siraj is interested in resolutions at Item No. 5 which pertains to his appointment and remuneration payable to him. Shri. Hitesh V Siraj is brother of Shri. Neelkamal V Siraj and also a Non-Executive Director of the Company, hence he may be deemed to be interested in the resolution.

None of the other Directors or Key Managerial Personnel of the Company (including relatives of Directors and Key Managerial Personnel) are in any way, concerned or interested, financially or otherwise, in this resolution.

The Board recommends the Special Resolution set out at item No. 5 for approval by the Members.

By Order of the Board

**Ami Purohit
Company Secretary
ACS No: 46169**

**Place: Mumbai
Date: 12th August, 2021**

DETAILS OF DIRECTORS SEEKING APPOINTMENT/RE-APPOINTMENT AT THE FORTHCOMING ANNUAL GENERAL MEETING IN PURSUANCE OF REGULATION 36(3) OF THE SEBI (LISTING OBLIGATIONS & DISCLOSURE REQUIREMENTS) REGULATIONS, 2015 AND SECRETARIAL STANDARDS ON GENERAL MEETINGS ISSUED BY THE INSTITUTE OF COMPANY SECRETARIES OF INDIA WITH RESPECT TO GENERAL MEETINGS

Details of Director	Shri. Neelkamal V Siraj
DIN	00021986
Date of Birth	25.06.1958
Date of appointment	11.04.2019
Qualifications	Commerce Graduate
Experience/ Expertise in specific functional Areas	Over 42 years of experience in textile industry particularly relating to Manufacture Exports and Marketing of Textile products
Terms and conditions of re-appointment along with details of remuneration sought to be paid	Executive Director liable to retire by rotation
Shareholding in the Company (Individually or Jointly)	NIL
Number of Meetings of the Board Attended during the Year	4
List of other Public limited companies in which directorship held	<ol style="list-style-type: none"> 1. Karma Energy Limited 2. Khandesh Energy Projects Limited 3. Weizmann International Limited 4. Brahmanvel Energy Limited 5. Dabripada Energy Limited 6. Kaldar Energy Projects Limited 7. Siul-Baroti Hydro Projects Limited 8. Greenweiz Projects Limited 9. Weizmann Corporate Services Limited

Chairman / Member of the Committee of the Board across all public companies of which he/she is a Director	NIL
Relationship of the Directors Interse	Shri. Hitesh V. Siraj is brother

By Order of the Board

**Ami Purohit
Company Secretary
ACS No: 46169**

**Place: Mumbai
Date: 12th August, 2021**

TO THE MEMBERS OF WEIZMANN LIMITED

The Directors are pleased to present this 34th Annual Report and the Audited Statement of Accounts for the year ended 31st March, 2021.

1. FINANCIAL RESULTS

(Rs. In Lakhs)

Particulars	2020-2021	2019-2020
Total Income including exceptional items	9828.24	9648.23
Profit / (Loss) Before Depreciation	1069.69	843.06
Less : Depreciation	311.14	240.95
Profit / (Loss) Before Tax	758.55	602.11
Less : Income Tax	246.06	155.28
Less : Deferred Tax	20.23	14.75
Profit / (Loss) After Tax	492.26	432.08
Other Comprehensive Income Net of Tax	-56.58	260.62
Total Comprehensive Income for the year	435.68	692.70

The consolidated Financial Statements of the Company and its associate, prepared in accordance with Indian Accounting Standards (IND AS) including the Rules notified under the relevant provisions of the Companies Act, 2013, form part of the Annual Report and Accounts.

2. DIVIDEND AND RESERVES

Your Directors have recommend for approval of the Members at the ensuing Annual General Meeting, dividend of 5% ie. 0.50 paise per equity share of Rs. 10/- each, for the financial year ended 31st March, 2021 (Previous year 2019-2020: Interim dividend on Equity Shares @ 100% i.e. Rs. 10 per equity share). The quantum of dividend to be paid is Rs. 86.36 Lakhs. The dividend will be paid in compliance with the applicable rules and regulations.

No amount was transferred to General Reserve during the year.

3. SHARE CAPITAL

The paid up Equity Share Capital of the Company as on 31st March, 2021 was Rs. 17,27,15,360/-The Company has not issued any new equity shares during the year.

4. LISTING FEES

The Company has paid the Listing Fees for the financial year 2021-2022 to each of the Stock Exchanges, where its equity shares are listed.

5. PERFORMANCE OF THE COMPANY

During the year, total income of the Company was Rs. 9828.24 lakh as against 9648.23 Lakh in the previous year i.e. an increase of about 1.86% The PBT stood at 758.55 Lakh against Rs. 602.11 in the previous year and PAT at Rs.492.26 lakh against Rs. 432.08 in the previous year.

As in the previous year, the Company's focus continues to be on job work and local sales as against exports. During 2020-2021, the turnover thereof contributed to Rs.9761.58 (job work and local sales) as against Rs.9635.05 in the previous year.

There has been no change in the business of the Company during the year as compared to the previous year.

6. SUBSIDIARY / ASSOCIATES / JOINT VENTURE COMPANIES

The Company does not have any Subsidiary and Joint Venture Company. However, the Company has formulated policy for determining material subsidiary and the same may be accessed on the website of the company – <http://www.weizmann.co.in/msp.html>.

Windia Infrastructure Finance Ltd is the only Associate Company. In accordance with Section 136 of the Companies Act, 2013 read with Rule 10 of The Companies (Accounts) Rules, 2014, a Company may forward statement of accounts containing the salient features in the prescribed form and simultaneously ensure that copies of the financial statements including consolidated financial statements along with Auditors Report, Directors Report and other documents that are required to be attached are annexed with the financial statements and made available for inspection at the registered office of the Company, during working hours for a minimum period of 21 days prior to the meeting of the shareholders. Accordingly, Accounts in the Abridged Form as prescribed in Form AOC-3A of the subject rules are being forwarded to all the members of the Company with complete set of financial statements available on the website of the Company www.weizmann.co.in. Also, salient features in the financial statement of associate company compiled in Form AOC-1 of the subject Rules are attached to the financial statements.

No Company became or ceased to be an Associate during the year under review.

7. DIRECTORS AND KEY MANAGEMENT PERSONNEL

In accordance with the provisions of the Section 152(6)(e) of the Companies Act, 2013, Shri. Neelkamal V Siraj (DIN : 00021986), Director of the Company, will retire by rotation at the ensuing Annual General Meeting and being eligible, offers himself for reappointment.

8. BOARD AND COMMITTEE MEETINGS

The Board of Directors had 4 (four) meetings during financial year 2020-2021. Necessary quorum was present for all the meetings.

There have been no instances during the year where recommendations of the Audit Committee were not accepted by the Board.

The details of the composition of the Board and its Committees and the number of meetings held and attendance of Directors at such meetings are provided in the Corporate Governance Report, which forms part of the Annual Report.

9. STATEMENT INDICATING THE MANNER IN WHICH FORMAL EVALUATION HAS BEEN MADE BY THE BOARD OF ITS OWN PERFORMANCE AND THAT OF ITS COMMITTEES AND INDIVIDUAL DIRECTORS

Pursuant to provisions of the Companies Act and the Listing Regulations, the Board has carried out the annual performance evaluation of its own performance, performance of the Chairman, the Committees and independent Directors without participation of the relevant Director. The Nomination and Remuneration Committee of the Board continuously evaluates the performance of the Board and provides feedback to the Chairman of the Board. The independent directors had a separate meeting without the presence of any non independent directors and management and considered and evaluated the Board's performance, performance of the Chairman and other non independent directors and shared their views with the Chairman. The Board had also separately evaluated the performance of the Committees and independent directors without participation of the relevant director.

10. EXTRACT OF ANNUAL RETURN AS PER SECTION 92(3) OF COMPANIES ACT, 2013

An extract of Annual Return as at 31st March, 2021 pursuant to Section 92(3) of the Companies Act, 2013 and forming part of this Report is attached as **Annexure I** to this Report.

11. DIRECTORS' RESPONSIBILITY STATEMENT

Pursuant to Section 134(3) of the Companies Act, 2013, your Directors confirm:

- i) that in the preparation of the annual accounts, the applicable accounting standards had been followed along with proper explanation relating to material departures;
- ii) that the Directors had selected such accounting policies and applied them consistently and made judgments and estimates that are reasonable and prudent so as to give a true and fair view of the state of affairs of the Company at the end of the financial year and of the profit of the Company for that period;
- iii) that the Directors had taken proper and sufficient care for the maintenance of adequate accounting records in accordance with the provisions of this Act for safeguarding the assets of the Company for preventing and detecting fraud and other irregularities;
- iv) that the Directors had prepared the annual accounts on a going concern basis.
- v) that the Directors had laid down internal financial controls to be followed by the Company and that such financial controls are adequate and were operating effectively;
- vi) the Directors had devised proper systems to ensure compliance with the provisions of all applicable laws and that such systems were adequate and operating effectively;

12. STATEMENT OF DECLARATIONS GIVEN BY INDEPENDENT DIRECTORS

All the Independent Directors of the Company have given their declarations to the Company under Section 149(7) of the Act that they meet the criteria of independence as provided under Section 149(6) of the Act and Regulation 16(1)(b) of Securities and Exchange Board of India (Listing Obligations and Disclosure Requirements) Regulations, 2015 ('the Listing Regulations'). In the opinion of the Board, they fulfil the conditions of independence as specified in the Act and the Listing Regulations and are independent of the management. The Independent Directors have also confirmed that they have complied with the Company's Code of Business Conduct & Ethics.

13. COMPANY'S POLICY ON DIRECTORS APPOINTMENT AND REMUNERATION INCLUDING CRITERIA FOR DETERMINING QUALIFICATIONS, POSITIVE ATTRIBUTES, INDEPENDENCE OF A DIRECTOR, KEY MANAGERIAL PERSONNEL AND OTHER EMPLOYEES

The Company has constituted a Nomination and Remuneration Committee with the responsibilities of formulating the criteria for determining qualifications, positive attributes and independence of a director and recommend to the Board a policy relating to the remuneration for the directors, Key Managerial Personnel and other employees; formulating criteria for evaluation of independent directors and the Board; Devising policy on Board diversity; Identifying persons who are qualified to become directors and who may be appointed in senior management in accordance with the criteria laid down and recommend to the Board their appointment and removal.

Appointment and Remuneration of Managing Director is subject to approval by members in General Meeting and shall be in accordance with Schedule V of Companies Act, 2013 and ceiling as per Section 197 of the Act. Appointment of Independent Directors is subject to satisfaction of conditions u/s. 149(6) of the Companies Act, 2013. The Independent Directors shall be governed by Code of Conduct detailed in Schedule IV of the Companies Act, 2013.

The personnel selected as Board Member or Key Management Personnel or other senior personnel of the Company is based on their requisite qualifications, skills, experience and knowledge in the relevant fields.

Remuneration policy of the Company includes fixation of remuneration and annual increments based on performance, knowledge, position, target achievement, Company's business plans, market environment and the remuneration is segregated into monthly fixed payments, annual payments, contribution to social and retirement benefits, reimbursement of expenses incurred for discharge of official duties, annual bonus, welfare schemes like insurance on health for self and family, accident benefits, tying up with agencies for managing retirement benefits like gratuity, pension schemes, etc.

The remuneration policy as above is also available on the website of the Company—<http://www.weizmann.co.in/nnrp.html>.

14. PARTICULARS OF THE EMPLOYEES AND INFORMATION CALLED FOR UNDER SECTION 197 OF THE COMPANIES ACT, 2013 AND THE COMPANIES (APPOINTMENT AND REMUNERATION OF MANAGERIAL PERSONNEL) RULES, 2014

In terms of the provisions of Section 197(12) of the Act read with Rules 5(2) and 5(3) of the Companies (Appointment and Remuneration of Managerial Personnel) Rules, 2014, a statement showing the names and other particulars of the employees drawing remuneration in excess of the limits, top 10 employees in terms of remuneration drawn and other Disclosures pertaining to remuneration are set out in the said rules are provided in the Annual Report.

Having regard to the provisions of the proviso to Section 136(1) of the Act and as advised, the Annual Report excluding the aforesaid information is being sent to the members of the Company.

The said information can be made available to any member interested in obtaining such information on request in writing to the Company Secretary.

15. DISCLOSURE OF PARTICULARS REGARDING CONSERVATION OF ENERGY, TECHNOLOGY ABSORPTION AND FOREIGN EXCHANGE EARNINGS AND OUTGO

Pursuant to Section 134(3) of the Companies Act, 2013 read with Companies (Accounts) Rules, 2014, the Report on the matters of Conservation of Energy, Technology Absorption and Foreign Exchange Earnings and Outgo are given in **Annexure II** forming part of this report.

16. FIXED DEPOSITS

Your Company has not accepted any Fixed Deposits within the meaning of Section 73 of the Companies Act, 2013.

17. PARTICULARS OF LOANS, GUARANTEES OR INVESTMENTS U/S. 186 OF THE COMPANIES ACT, 2013

Details of loans given: NIL

Details of Investments made during the year:

Name of the Company	Shares	Amount (Rs. In Lakhs)
ICICI Bank	1000	6.20
Larsen & Toubro Limited	500	7.61
Mothersons Sumi Systems Limited	1000	2.16
Suzlon Energy Limited	20000	1.12

Details of Guarantee given: NIL

18. PARTICULARS OF CONTRACTS OR ARRANGEMENT WITH RELATED PARTIES REFERRED TO IN SECTION 188(1) OF THE COMPANIES ACT, 2013

All Related Party Transactions that were entered during the financial year under review were on an arm's length basis and in the ordinary course of business and is in compliance with the applicable provisions of the Act and the Listing Regulations. No material Related Party Transactions were entered during the financial year by the Company. Accordingly, there are no particulars are required to report in Form AOC-2.

All Related Party Transactions are placed before the Audit Committee for prior approval and also before the Board in compliance with the provisions of the Act and Listing Regulations. Prior omnibus approval of the Audit Committee is obtained for the transactions which are repetitive in nature or when the need for them cannot be foreseen in advance.

19. POLICY ON RELATED PARTY TRANSACTIONS

The Company has framed a policy on related party transactions and the same has been hosted on its website at the link <http://www.weizmann.co.in/rpt-policy.html>. The policy includes the specific category of policies requiring prior approval of the Audit Committee, the Board of Directors, Special Resolution by members at General Meeting, determining the materiality of the related party contract both under Companies Act, 2013 and Regulation 23 of SEBI (Listing Obligations and Disclosure Requirement) Regulations 2015 and also the procedures to be followed in complying with the statutory provisions in respect of related party transaction, if any.

20. STATEMENT INDICATING DEVELOPMENT AND IMPLEMENTATION OF RISK MANAGEMENT POLICY FOR THE COMPANY

The Company has framed its Risk Management Policy detailing the identification of elements of risks, monitoring and mitigation of the risks. The Company has laid down detailed process in planning, decision making, organizing and controlling. The Risk Management Policy has been hosted on the Company's website: <http://www.weizmann.co.in/rmp.html>.

21. CORPORATE SOCIAL RESPONSIBILITY INITIATIVES

As part of its initiatives under "Corporate Social Responsibility" (CSR), the Company has contributed funds for promoting health care including preventive health care and promoting education including special education for the differently abled. The contributions in this regard have been made to a registered trust which is undertaking the activities prescribed under Schedule VII of the Companies Act, 2013. The Annual report on CSR activities is annexed as a separate **Annexure III**.

The Company has constituted CSR committee the details of which are given in Corporate Governance Report and also a CSR policy is formulated which is uploaded on the website of the Company: <http://www.weizmann.co.in/csr.html>.

Ministry of Corporate Affairs vide its Notification(s) dated 22nd January, 2021, notified the Companies (Corporate Social Responsibility Policy) Amendment Rules, 2021, which, inter alia, provides for the revised format of annual report for publishing the CSR activities undertaken during the financial year ended March 31, 2021. The other changes

pursuant to said Notification(s) under the CSR provisions, have been briefly highlighted in the annual report of the Company's CSR activities for the financial year ended March 31, 2021

22. ESTABLISHMENT OF VIGIL MECHANISM

The company has in place a vigil mechanism pursuant to which a Whistle Blower Policy is also in vogue. The Whistle Blower Policy covering all stakeholders including employees and directors of the Company is hosted on the Company's website <http://www.weizmann.co.in/wbp.html>.

23. MATERIAL CHANGES AND COMMITMENTS, IF ANY, AFFECTING THE FINANCIAL POSITION OF THE COMPANY WHICH HAVE OCCURRED BETWEEN THE END OF THE FINANCIAL YEAR OF THE COMPANY TO WHICH THE FINANCIAL STATEMENTS RELATE AND THE DATE OF REPORT

There have been no material changes and commitments affecting the financial position of the Company which have occurred between the end of the financial year of the Company to which the financial statements relate and the date of report.

24. DETAILS OF SIGNIFICANT AND MATERIAL ORDERS PASSED BY THE REGULATORS OR COURTS OR TRIBUNALS IMPACTING THE GOING CONCERN STATUS AND COMPANY'S OPERATION IN FUTURE

No significant or material orders have been passed by the regulators or courts or tribunals impacting the going concern status and Company's operations in future.

25. DETAILS IN RESPECT OF ADEQUACY OF INTERNAL CONTROLS WITH RESPECT TO THE FINANCIAL STATEMENTS

The Company has an internal control system commensurate with the size, scale and nature of its operation. The internal controls ensure that all its assets are properly safeguarded and protected against loss from unauthorized use or disposal, all transactions are authorized, recorded and reported correctly. The Company has also an internal audit system for periodical audit of the internal control systems of the company.

26. STATUTORY AUDITORS

M/s. Batliboi & Purohit, Chartered Accountants (Firm Registration No: 101048W) were appointed as Statutory Auditors of your Company at the 30th Annual General Meeting held on 23rd August, 2017, for a term of five consecutive years to hold office from the conclusion of the 30th Annual General Meeting until the conclusion of the 35th Annual General Meeting of the Company to be held in the Year 2022.

The Report given by the Auditors on the financial statement of the Company is part of this Report.

The Company has received a certificate from M/s Batliboi & Purohit, Chartered Accountants confirming that they are not disqualified from continuing as Statutory Auditors of the Company.

27. COST AUDITOR

The maintenance of cost records as specified by the Central Government under sub-section (1) of section 148 of the Companies Act, 2013, is required by the Company and accordingly such accounts and records are made and maintained.

The Board of Directors, on the recommendation of Audit Committee, has appointed M/s. Bhanwarlal Gurjar & Co, Cost Accountants, (Firm Registration No. 101540) as Cost Auditor to audit the cost accounts of the Company for the financial year 2021-2022.

28. SECRETARIAL AUDIT

Pursuant to requirement of Section 204 of the Companies Act, 2013, the Company had appointed Shri. Martinho Ferraro–Practicing Company Secretary (COP 5676) as Secretarial Auditor for the Financial Year 2020-2021 and the Secretarial Audit Report is attached as **Annexure IV**.

There are no adverse observation made by Secretarial Auditor.

29. STATUTORY AUDITOR'S REPORT

There are no qualifications, reservations or adverse remarks or disclaimers made by Statutory Auditor of the Company, in its audit report.

30. AUDIT COMMITTEE OF THE COMPANY

The Audit Committee of the Company comprises of the following Directors:

Sr No.	Name of the Members	Designation
1	Shri. Balady S Shetty	Chairman (Non Executive - Independent Director)
2	Shri. Dharmendra G Siraj	Member (Non Executive – Non Independent Director)
3	Smt. Smita V Davda	Member (Non Executive - Independent Director)

The composition of the Audit Committee is in compliance with the requirements of Section 177 of the Act, Regulation 18 of the Listing Regulations as amended from time to time and -guidance note issued by Stock Exchanges

31. TRANSFER TO INVESTOR EDUCATION AND PROTECTION FUND
a) Transfer of Unclaimed Dividend to IEPF:

As required under Section 124 of the Act, the Unclaimed Dividend amount aggregating to Rs. 2,22,275/- pertaining to the financial year ended on 31st March, 2013 lying with the Company for a period of seven years were transferred during the financial year 2020-2021, to the Investor Education and Protection Fund established by the Central Government.

b) Transfer of shares to IEPF:

As required under Section 124 of the Act, 20149 equity shares, in respect of which dividend has not been claimed by the members for seven consecutive years or more, have been transferred by the Company to the Investor Education and Protection Fund Authority (IEPF) during the financial year 2020-2021. Details of shares transferred have been uploaded on the website of IEPF as well as the Company.

32. CORPORATE GOVERNANCE

Your Company has complied with Corporate Governance as stipulated under SEBI (Listing Obligations and Disclosure Requirements), Regulations 2015. A report on Corporate Governance is annexed as a separate **Annexure V**. Auditors Certificate confirming compliance of the Corporate Governance is appended to the Report on Corporate Governance.

33. MANAGEMENT DISCUSSION AND ANALYSIS REPORT

Management Discussion and Analysis Report as required under the Listing Regulations with the Stock Exchanges is annexed as **Annexure VI** forming part of this report.

34. REPORTING OF FRAUDS

There was no instance of fraud during the year under review, which required the Statutory Auditors to report to the Audit Committee and / or Board under Section 143(12) of the Act and the rules made thereunder.

35. DISCLOSURE ON COMPLIANCE WITH SECRETARIAL STANDARDS

Your Directors confirm that the Secretarial Standards issued by the Institute of Company Secretaries of India, have been complied with.

36. DISCLOSURE UNDER THE SEXUAL HARASSMENT OF WOMEN AT WORK PLACE (PREVENTION, PROHIBITION AND REDRESSAL) ACT, 2013

The Company has in place an Anti Sexual Harassment Policy in line with the requirements of The Sexual Harassment of Women at the Workplace (Prevention, Prohibition & Redressal) Act, 2013.

Internal Complaints Committee (ICC) has been set up to redress complaints received regarding sexual harassment. All employees (permanent, contractual, temporary, trainees) are covered under this policy. During the year no complaints have been received.

37. ACKNOWLEDGEMENT

Your Directors express their grateful appreciation for the assistance and co-operation received from Government Authorities, Bankers, Lending Institutions, Suppliers and Customers during the year under review. Your Directors place on record their appreciation for the committed services of the executives and staff of the Company.

For and on behalf of the Board

**Dharmendra G Siraj
Chairman
DIN: 00025543**

**Place : Mumbai
Date : 29th June, 2021**

ANNEXURE - I
**Annexure to Board's Report
Form No. MGT-9**
EXTRACT OF ANNUAL RETURN
as on the financial year ended on 31st March, 2021

[Pursuant to Section 92(3) of the Companies Act, 2013 and Rule 12(1) of the Companies (Management and Administration) Rules, 2014]

I. REGISTRATION AND OTHER DETAILS

i)	CIN	:	L65990MH1985PLC038164
ii)	Registration Date	:	25 th November, 1985
iii)	Name of the Company	:	Weizmann Limited
iv)	Category / Sub-Category of the Company	:	Company Limited by Shares
v)	Address of the Registered office and contact details	:	214, Empire House, Dr. D. N. Road, Ent. A. K. Nayak Marg, Fort, Mumbai – 400 001. Tel : 022-22071501, Email : investorsgrievance@weizmann.co.in
vi)	Whether Listed Company	:	Yes
vii)	Name, Address and Contact details of Registrar and Transfer Agent	:	Bigshare Services Private Limited 1 st Floor, Bharat Tin Works Bldg., and Transfer Agent: Opp. Vasant Oasis, Makwana Road, Marol, Andheri (E), Mumbai – 400059. Tel : (022) 62638200, Email: investor@bigshareonline.com

II. PRINCIPAL BUSINESS ACTIVITIES OF THE COMPANY

All the business activities contributing 10 % or more of the total turnover of the Company shall be stated:-

Sl. No.	Name and Description of main products / services	NIC Code of the Product/ service	% to total turnover of the company
1	Textile Process	13139	100

III. PARTICULARS OF HOLDING, SUBSIDIARY AND ASSOCIATE COMPANIES

Sr. No.	Name and address of the Company	CIN/GLN	Holding/ Subsidiary / Associate	% of shares held	Applicable Section
1	Windia Infrastructure Finance Limited 629A, Gazdar House, Dhobi Talao, Marine Lines, Mumbai-400002	U40100MH1994PLC081874	Associate	7913441 Shares 32.62%	2(6)

IV. SHARE HOLDING PATTERN (Equity Share Capital Breakup as percentage of Total Equity)
i) Category-wise Share Holding

Category of Shareholders	No. of Shares held at the beginning of the year				No. of Shares held at the end of the year				% Change during the year
	Demat	Physical	Total	% of Total Shares	Demat	Physical	Total	% of Total Shares	
A. Promoters									
(1) Indian									
(a) Individual/HUF	2813167	-	2813167	16.29	2813167	-	2813167	16.29	-
(b) Central Govt.	-	-	-	-	-	-	-	-	-
(c) State Govt.	-	-	-	-	-	-	-	-	-
(d) Bodies Corp.	9105268	-	9105268	52.72	9105268	-	9105268	52.72	-
(e) Banks / FI	-	-	-	-	-	-	-	-	-
(f) Any Other	-	-	-	-	-	-	-	-	-
Sub-total (A)(1):-	11918435	-	11918435	69.01	11918435	-	11918435	69.01	-
(2) Foreign									
(a) NRIs-Individuals	-	-	-	-	-	-	-	-	-
(b) Other Individuals	-	-	-	-	-	-	-	-	-
(c) Bodies Corp.	-	-	-	-	-	-	-	-	-
(d) Banks / FI	-	-	-	-	-	-	-	-	-
(e) Any Other	-	-	-	-	-	-	-	-	-
Sub-total (A) (2):-	-	-	-	-	-	-	-	-	-
Total Shareholding of Promoter (A)=(A)(1)+(A)(2)	11918435	-	11918435	69.01	11918435	-	11918435	69.01	-

Category of Shareholders	No. of Shares held at the beginning of the year				No. of Shares held at the end of the year				% Change during the year
	Demat	Physical	Total	% of Total Shares	Demat	Physical	Total	% of Total Shares	
B. Public Shareholding									
1. Institutions									
a) Mutual Funds	-	-	-	-	-	-	-	-	-
b) Banks / FI	-	-	-	-	-	-	-	-	-
c) Central Govt. (IEPF)	263295	-	263295	1.52	283244	-	283244	1.64	0.12
d) State Govt.	100	-	100	0.00	100	-	100	0.00	-
e) Venture Capital Funds	-	-	-	-	-	-	-	-	-
f) Insurance Co's	-	-	-	-	-	-	-	-	-
g) FII's	-	-	-	-	-	-	-	-	-
h) Foreign Venture Capital Funds	-	-	-	-	-	-	-	-	-
i) Others (specify)	-	-	-	-	-	-	-	-	-
Sub-total (B)(1)	263395	-	263395	1.52	283344	-	283344	1.64	0.12
2. Non- Institutions									
a) Bodies Corp.									
i) Indian	32105	534	32639	0.19	26433	534	26967	0.16	(0.03)
ii) Overseas	-	-	-	-	-	-	-	-	-
b) Individuals									
i) Individual shareholders holding nominal share capital upto Rs. 1 Lakh	1350461	441302	1791763	10.37	1334166	423789	1757955	10.18	(0.19)
ii) Individual shareholders holding nominal share capital in excess of Rs. 1 Lakh	3102299	-	3102299	17.96	3134123	-	3134123	18.15	0.19
c) Others									
i) NRI's	56260	23956	80216	0.46	80079	18666	98745	0.57	0.11
ii) Demat Transit /Clearing Member	42450	-	42450	0.25	9720	-	9720	0.06	(0.19)
iii) HUF	40339	-	40339	0.23	42247	-	42247	0.24	0.01
Sub-total (B)(2)	4623914	465792	5089706	29.47	4626768	442989	5069757	29.35	0.11
Total Public Shareholding (B)=(B)(1)+(B)(2)	4887309	465792	5353101	30.99	4910112	442989	5353101	30.99	-
C. Shares held by Custodian for GDRs & ADRs	-	-	-	-	-	-	-	-	-
Grand Total (A+B+C)	16805744	465792	17271536	100.00	16828547	442989	17271536	100.00	-

ii) Shareholding of promoters:

Sr No.	Shareholder's Name	Shareholding at the beginning of the year			Shareholding at the end of the year			% change in share holding during the year
		No. of shares	% of total shares of the company	% of shares pledged / encumbered to total shares	No. of Shares	% of total shares of the company	% of shares Pledged / encumbered to total shares	
1.	Chetan Mehra	1000	0.01	-	1100	0.01	-	0.00
2.	Dharmendra Siraj	1393020	8.06	-	1393020	8.06	-	-
3.	Anju Siraj	1243103	7.19	-	1243103	7.19	-	-
4.	Radhika Mehra	900	0.01	-	900	0.01	-	-
5.	Shweta Siraj Mehta	-	-	-	-	-	-	-
6.	Isha Siraj Kedia	174944	1.01	-	174944	1.01	-	-
7.	Arun Mehra	100	0.00	-	100	0.00	-	-
8.	Nirmal D. Mehra	100	0.00	-	-	-	-	(0.00)
9.	Sitex India Private Limited	1851517	10.72	-	1851517	10.72	-	-
10.	Windia Infrastructure Finance Limited	2000	0.01	-	2000	0.01	-	-
11.	Hansneel Impex Private Limited	3415664	19.78	-	3415664	19.78	-	-
12.	Ram Krishna Iron Works Private Limited	1000	0.01	-	1000	0.01	-	-
13.	Karma Energy Limited	-	-	-	-	-	-	-
14.	Kotta Enterprises Limited	104773	0.61	-	104773	0.61	-	-
15.	Purvaja Projects Limited	648780	3.76	-	648780	3.76	-	-
16.	Prabhanjan Multitrade Private Limited	2474184	14.33	-	2474184	14.33	-	-
17.	Inspeed Power Private Limited	607350	3.52	-	607350	3.52	-	-
Total		11918435	69.01	-	11918435	69.01	-	-

iii) Change in Promoter's Shareholding (please specify, if there is no change)

Sl. No		Shareholding at the beginning of the year		Cumulative Shareholding during the year	
		No. of shares	% of total shares of the company	No. of shares	% of total shares of the company
	At the beginning of the year	11918435	69.01	11918435	69.01
	Date wise Increase /Decrease in Promoters Share holding during the year specifying the reasons for increase / decrease (e.g. allotment / transfer / bonus / sweat equity etc):	-	-	100 shares Transmission amongst promoter group	0.00
	At the End of the year	11918435	69.01	11918435	69.01

iv) Shareholding pattern of top ten shareholders (other than Directors, Promoters and Holders of GDRs and ADRs)

Sl. No	For Each of the Top 10 Shareholders	Shareholding at the beginning of the year		Cumulative Shareholding during the year	
		No. of shares	% of total shares of the company	No. of shares	% of total shares of the company
	At the beginning of the year				
1	Kanan Ankit Khambhati	1160062	6.72	1160062	6.72
	Date wise Increase /Decrease in Promoters Share holding during the year specifying the reasons for increase / decrease (e.g. allotment / transfer / bonus / sweat equity etc):	-	-	-	-
	At the End of the year	-	-	1160062	6.72

2	Meghna Pratik Doshi	1138059	6.59	1138059	6.59
	Date wise Increase /Decrease in Promoters Share holding during the year specifying the reasons for increase / decrease (e.g. allotment / transfer / bonus / sweat equity etc):	-	-	-	-
	At the End of the year	-	-	1138059	6.59
3	Deepak Jain	20872	0.12	20872	0.12
	Date wise Increase /Decrease in Promoters Share holding during the year specifying the reasons for increase / decrease (e.g. allotment / transfer / bonus / sweat equity etc):	-	-	-	-
	At the End of the year	-	-	20872	0.12
4	Sangeetha S	565250	3.27	565250	3.27
	Date wise Increase /Decrease in Promoters Share holding during the year specifying the reasons for increase / decrease (e.g. allotment / transfer / bonus / sweat equity etc):	-	-	(336)	(0.00)
	At the End of the year	-	-	564914	3.27
5	Maneka Hitesh Siraj	35453	0.21	35453	0.21
	Date wise Increase /Decrease in Promoters Share holding during the year specifying the reasons for increase / decrease (e.g. allotment / transfer / bonus / sweat equity etc):	-	-	-	-
	At the End of the year	-	-	35453	0.21

6	Mansi Hitesh Siraj	35453	0.21	35453	0.21
	Date wise Increase /Decrease in Promoters Share holding during the year specifying the reasons for increase / decrease (e.g. allotment / transfer / bonus / sweat equity etc):	-	-	-	-
	At the End of the year	-	-	35453	0.21
7	Pansy Dinshaw Mehta	35159	0.20	35159	0.20
	Date wise Increase /Decrease in Promoters Share holding during the year specifying the reasons for increase / decrease (e.g. allotment / transfer / bonus / sweat equity etc)	-	-	-	-
	At the End of the year	-	-	35159	0.20
8	Kanchan Sunil Singhanian	62958	0.36	62958	0.36
	Date wise Increase /Decrease in Promoters Share holding during the year specifying the reasons for increase / decrease (e.g. allotment / transfer / bonus / sweat equity etc):	-	-	-	-
	At the End of the year	-	-	62958	0.36
9	Devraj B Semlani	20000	0.12	20000	0.12
	Date wise Increase /Decrease in Promoters Share holding during the year specifying the reasons for increase / decrease (e.g. allotment / transfer / bonus / sweat equity etc):	-	-	-	-
	At the End of the year	-	-	20000	0.12

10	Laxmi Deoraj Semlani	20000	0.12	20000	0.12
	Date wise Increase /Decrease in Promoters Share holding during the year specifying the reasons for increase / decrease (e.g. allotment / transfer / bonus / sweat equity etc):	-	-	(10000)	(0.06)
	At the End of the year	-	-	10000	0.06
11	Ruby Amin Merchant #	-	-	-	-
	Date wise Increase /Decrease in Promoters Share holding during the year specifying the reasons for increase / decrease (e.g. allotment / transfer / bonus / sweat equity etc):			15500	0.09
	At the End of the year	-	-	15500	0.09
# Not in the list of Top 10 shareholders as on 01.04.2020. The same has been reflected above since the shareholder was one of the Top 10 shareholders as on 31.03.2021.					

v) Shareholding of Directors and Key Managerial Personnel :

Sl. No	For Each of the Directors and Key Managerial Personnel	Shareholding at the beginning of the year		Cumulative Shareholding during the year	
		No. of shares	% of total shares of the company	No. of shares	% of total shares of the company
	At the beginning of the year				
1	Chetan Mehra	1000	0.01	1000	0.01
	Date Wise Increase / Decrease in share holding during the year specifying the reasons for increase / decrease (e.g. allotment / transfer / bonus / sweat equity etc):	-	-	100 Transmission amongst promoter group	0.00
	At the end of the year	-	-	1100	0.01
2	Dharmendra Siraj	1393020	8.06	1393020	8.06
	Date Wise Increase / Decrease in share holding during the year specifying the reasons for increase / decrease (e.g. allotment / transfer / bonus / sweat equity etc):	-	-	-	-
	At the end of the year	-	-	1393020	8.06
3	Neelkamal Siraj	-	-	-	-
	Date Wise Increase / Decrease in share holding during the year specifying the reasons for increase / decrease (e.g.	-	-	-	-

	allotment / transfer / bonus / sweat equity etc):				
	At the end of the year	-	-	-	-
4	Hitesh V. Siraj	-	-	-	-
	Date Wise Increase / Decrease in share holding during the year specifying the reasons for increase / decrease (e.g. allotment / transfer / bonus / sweat equity etc):	-	-	-	-
	At the end of the year	-	-	-	-
5	Balady.S.Shetty	200	0.00	200	0.00
	Date Wise Increase / Decrease in share holding during the year specifying the reasons for increase / decrease (e.g. allotment / transfer / bonus / sweat equity etc):	-	-	-	-
	At the end of the year	-	--	200	0.00
6	Smita V. Davda	-	-	-	-
	Date Wise Increase / Decrease in share holding during the year specifying the reasons for increase / decrease (e.g. allotment / transfer / bonus / sweat equity etc):	-	-	-	-
	At the end of the year	-	-	-	-
7	Prakash Kumar Mewara-CFO	-	-	-	-
	Date Wise Increase / Decrease in share holding during the year specifying the reasons for increase / decrease (e.g. allotment / transfer / bonus / sweat equity etc):	-	-	-	-
	At the end of the year	-	-	-	-
8	Ami Purohit - Company Secretary-	-	-	-	-
	Date Wise Increase / Decrease in share holding during the year specifying the reasons for increase / decrease (e.g. allotment / transfer / bonus / sweat equity etc):	-	-	-	-
	At the end of the year	-	-	-	-

V. INDEBTEDNESS

Indebtedness of the Company including interest outstanding / accrued but not due for payment

(Rs in Lakh)

	Secured Loans excluding deposits	Loans	Unsecured Loans	Deposits	Total Indebtedness
Indebtedness at the beginning of the financial year					
i) Principal Amt.		139.59	1750.00	-	1889.59
ii) Interest due but not paid		-	-	-	-
iii) Interest accrued but not due		-	3.05	-	3.05
Total (i+ii+iii)		139.59	1753.05	-	1892.64
Change in Indebtedness during the financial year					
• Addition		-	777.18	-	777.18
• Reduction		49.73	974.00	-	1023.73
Net Change		(49.73)	(196.82)	-	(246.55)
Indebtedness at the end of the financial year					
i) Principal Amount		89.86	1450.05	-	1539.91
ii) Interest due but not paid		-	-	-	-
iii) Interest accrued but not due		-	106.18	-	106.18
Total (i+ii+iii)		89.86	1556.23	-	1646.09

VI. REMUNERATION OF DIRECTORS AND KEY MANAGERIAL PERSONNEL
**A. Remuneration to Managing Director, Whole-time Directors and / or Manager :
(Rs.in
Lakhs)**

Sl. No.	Particulars of Remuneration	Name of MD A/WD/Manager Vice Chairman & Managing Director Neelkamal V. Siraj		Total
1.	Gross Salary			
	(a) Salary as per provisions contained in section 17(1) of the Income Tax Act, 1961		31.86	31.86
	(b) Value of Perquisite u/s 17(2) of Income Tax Act, 1961		-	-
	(c) Profit in lieu of salary under section 17(3) of Income Tax Act, 1961		-	-
2.	Stock Option		-	-
3.	Sweat Equity		-	-
4.	Commission - as % of profit - Others, specify.		- -	- -
5.	Others, please specify		-	-
	Total (A)		31.86	31.86

B. Remuneration to other directors :

Sl. No.	Particulars of Remuneration	Name of Directors			Total Amount
		Shri. Balady S Shetty	Smt. Smita V Davda	-	
1.	Independent Directors				
	• Fees for attending Board and Committee Meetings	31,000	35,000	-	66,000
	• Commission	-	-	-	-
	• Others, please specify	-	-	-	-
	Total (1)	31,000	35,000	-	66,000

2.	Particulars of Remuneration	Name of Directors			Total Amount
	Other Non-Executive Director	Shri. Dharmendra G Siraj	Shri. Chetan D Mehra	Shri. Hitesh V Siraj	
	<ul style="list-style-type: none"> • Fees for attending Board and Committee Meetings • Commission • Others, please specify 	28,000	20,000	20,000	68,000
		-	-	-	-
		-	-	-	-
	Total (2)	28,000	20,000	20,000	68,000
	Total (B) = (1+2)	59,000	55,000	20,000	1,34,000

C. Remuneration to Key Managerial Personnel Other than MD/Manager / WTD
(Rs. In Lakhs)

Sl. No.	Particulars of Remuneration	Key Managerial Personnel		Total
		CFO Prakash Kumar Mewara	Company Secretary Ami Purohit	
1.	Gross Salary			
	(a) Salary as per provisions contained in section 17(1) of the Income Tax Act, 1961	17.96	3.85	21.81
	(b) Value of Perquisite u/s 17(2) Income Tax Act, 1961	3.49	-	3.49
	(c) Profit in lieu of salary under section 17(3) Income Tax Act, 1961	-	-	
2.	Stock Option	-	-	
3.	Sweat Equity	-	-	
4.	Commission - as % of profit - Others, specify.	-	-	
5.	Others, please specify	-	-	
	Total (C)	21.45	3.85	25.30

VII. PENALTIES / PUNISHMENT / COMPOUNDING OF OFFENCES:

Type	Section of the Companies Act	Brief Description	Details of Penalty imposed / Punishment / Compounding fees	Authority [RD / NCLT/COURT]	Appeal made, if any (give Details)
A. COMPANY					
Penalty	Nil	Nil	Nil	Nil	Nil
Punishment	Nil	Nil	Nil	Nil	Nil
Compounding	Nil	Nil	Nil	Nil	Nil
B. DIRECTORS					
Penalty	Nil	Nil	Nil	Nil	Nil
Punishment	Nil	Nil	Nil	Nil	Nil
Compounding	Nil	Nil	Nil	Nil	Nil
C. OTHER OFFICERS IN DEFAULT					
Penalty	Nil	Nil	Nil	Nil	Nil
Punishment	Nil	Nil	Nil	Nil	Nil
Compounding	Nil	Nil	Nil	Nil	Nil

For and on behalf of the Board

Dharmendra G Siraj
Chairman
DIN: 00025543

Place : Mumbai
Date : 29th June, 2021

ANNEXURE II

PARTICULARS IN RESPECT OF CONSERVATION OF ENERGY, TECHNOLOGY ABSORPTION AND FOREIGN EXCHANGE EARNINGS AND OUTGO, AS REQUIRED UNDER SECTION 134(3)(M) OF THE COMPANIES ACT, 2013 READ WITH THE COMPANIES (ACCOUNTS) RULES, 2014

(Rs In Lakh)

SR. NO.	PARTICULARS	YEAR ENDED 31.03.2021	YEAR ENDED 31.03.2020
A.	POWER AND FUEL CONSUMPTION :		
1.	Electricity		
	(a) Purchased Units	6850790	7213170
	Total Amount (in Lakh)	582.20	610.35
	Rate	8.50	8.46
	(b) (i) Own Generation Units	Nil	Nil
	Total Amount (in Lakh)	Nil	Nil
	(ii) Through Steam (turbine/ generator)	Nil	Nil
2.	Coal / Lignite	Nil	Nil
3.	Furnace Oil	Nil	Nil
4.	Other /Internal Generation		
	a) Lignite (Kgs)	Nil	Nil
	b) Fire wood (Kgs)	Nil	Nil
	c) Coal (Kgs)	11435870	12868690
	d) Lignite Kgs per mtr production	Nil	Nil
	e) Coal Kgs per mtr production	0.166	0.184
B.	CONSUMPTION PER UNIT OF PRODUCTION :		
		Standards (if any)	Current Year
	Electricity (KWH)	Nil	1.005
	Diesel Oil	Nil	Nil
	Coal (Specify quantity)	Nil	Nil
	Others	Nil	Nil
C.	FOREIGN EXCHANGE :		
		YEAR ENDED 31.03.2021	YEAR ENDED 31.03.2020
	Earnings (Rs. In Lakh)	136.04	46.74
	Outgo (Rs. in Lakh)	0.00	64.60

For and on behalf of the Board

Dharmendra G Siraj
Chairman
DIN: 00025543

Place : Mumbai
Date : 29th June, 2021

ANNEXURE III
Annual Report On Corporate Social Responsibility (CSR) Activities
1. A brief outline on CSR Policy of the Company

CSR policy is stated herein below:

- Our aim is to continue commitment by business to contribute to economic development while improving quality of life of workforce and their families as well as society at large.
- Aims at sustainable development i.e., “development that meets the needs of the present without compromising the ability of future generations to meet their own needs.”
- Strive for eradication of hunger and poverty, provide education and employment opportunities to the needy and down trodden.

2. Composition of CSR committee:

Name of Director	Category	Committee Designation	Number of meetings of CSR Committee held during the year	Number of meetings of CSR Committee attended during the year
Shri. Dharmendra G. Siraj	Non-Executive – Non Independent Director	Chairman	1	1
Shri. Balady S. Shetty	Non-Executive – Independent Director	Member	1	1
Shri. Neelkamal V. Siraj	Executive Director	Member	1	1

3. Web-link where Composition of CSR committee, CSR Policy and CSR projects approved by the board are disclosed on the website of the company:

www.weizmann.co.in

4. The details of Impact assessment of CSR projects carried out in pursuance of sub-rule (3) of rule 8 of the Companies (Corporate Social Responsibility Policy) Rules, 2014, if applicable (attach the report): Not Applicable

5. Details of the amount available for set off in pursuance of sub-rule (3) of rule 7 of the Companies (Corporate Social Responsibility Policy) Rules, 2014 and amount required for set off for the financial year, if any – NIL

Sl. No.	Financial Year	Amount available for set-off from preceding financial years (in Rs)	Amount required to be setoff for the financial year, if any (in Rs)
NIL			

6. Average net profit of the company as per Section 135(5): Rs.732.12 Lakhs
7. a) Two percent of average net profit of the company as per section 135(5):Rs.14.64 Lakhs
- b) Surplus arising out of the CSR projects or programmes or activities of the previous financial years: NIL
- c) Amount required to be set off for the financial year, if any: NIL
- d) Total CSR obligation for the financial year (7a+7b- 7c): Rs.14.64 Lakhs
8. a) CSR amount spent or unspent for the financial year:

Total Amount Spent for the Financial Year. (Rs.in Lakhs)	Amount Unspent (in Rs.)				
	Total Amount transferred to Unspent CSR Account as per section 135(6).		Amount transferred to any fund specified under Schedule VII as per second proviso to section 135(5).		
	Amount	Date of transfer	Name of the Fund	Amount	Date of transfer
14.64	Not applicable				

- (b) Details of CSR amount spent against on-going projects for the financial year:

(1) Sl. No	(2) Name of the Project.	(3) Item from the list of activities in Schedule VII to the Act.	(4) Local area (Yes/No).	(5) Location of the project.		(6) Project duration	(7) Amount allocated for the project (in Rs.)	(8) Amount spent in the current financial Year (in Rs.)	(9) Amount transferred to Unspent CSR Account for the project as per Section 135(6) (in Rs.)	(10) Mode of Implementation - Direct (Yes/No)	(11) Mode of Implementation - Through Implementing Agency	
				State	District						Name	CSR Registration number
NIL												

(c) Details of CSR amount spent against other than on-going projects for the financial year:

(1) Sl. No	(2) Name of the Project.	(3) Item from the list of activities in Schedule VII to the Act.	(4) Local area (Yes/No).	(5) Location of the project.		(6) Amount spent for the project (Rs. In Lakhs)	(7) Mode of Implementation - Direct (Yes/No)	(8) Mode of Implementation - Through Implementing Agency	
				State	District			Name	CSR Registration number
1.	Social Project	a.Promoting health care including preventinve health care b.Promoting Education including special education for the differently abled	Yes	Gujarat & Maharashtra	Multiple Districts	4.64 10.00	No	Rukmineesh Seva Trust	CSR00004159

d) Amount spent in Administrative Overheads: NIL

e) Amount spent on Impact Assessment, if applicable: NIL

f) Total amount spent for the Financial Year (8b+8c+8d+8e): Rs. 14.64 Lakhs

(g) Excess amount for set off, if any: NIL

Sl. No.	Particular	Amount (Rs. In Lakhs)
(i)	Two percent of average net profit of the company as per section 135(5)	NIL
(ii)	Total amount spent for the Financial Year	NIL
(iii)	Excess amount spent for the financial year [(ii)-(i)]	NIL
(iv)	Surplus arising out of the CSR projects or programmes or activities of the previous financial years, if any	NIL
(v)	Amount available for set off in succeeding financial years [(iii)-(iv)]	NIL

9. (a) Details of Unspent CSR amount for the preceding three financial years:

Sl. No.	Preceding Financial Year	Amount transferred to Unspent CSR Account under section 135 (6) (Rs. in Lakhs)	Amount spent in the reporting Financial Year (Rs. In Lakhs)	Amount transferred to any fund specified under Schedule VII as per section 135(6), if any.			Amount remaining to be spent in succeeding financial years. (in Rs.)
				Name of the Fund	Amount (in Rs)	Date of transfer	
1.	2019-2020	10.83	3.69	**	**	**	NIL

** Unspent Amount being transferred to specified fund before September 30, 2021.

(b) Details of CSR amount spent in the financial year for on-going projects of the preceding financial year(s):

(1)	(2)	(3)	(4)	(5)	(6)	(7)	(8)	(9)
Sl. No.	Project ID	Name of the Project	Financial Year in which the project was commenced	Project duration	Total amount allocated for the project (in Rs.)	Amount spent on the project in the reporting Financial Year (in Rs)	Cumulative amount spent at the end of reporting Financial Year. (in Rs.)	Status of the project - Completed /Ongoing
NIL								

10. In case of creation or acquisition of capital asset, furnish the details relating to the asset so created or acquired through CSR spent in the financial year (asset-wise details):

(a)	Date of creation or acquisition of the capital asset(s).	NIL
(b)	Amount of CSR spent for creation or acquisition of capital asset	NIL
(c)	Details of the entity or public authority or beneficiary under whose name such capital asset is registered, their address etc	NIL
(d)	details of the capital asset(s) created or acquired (including complete address and location of the capital asset).	NIL

Neelkamal V. Siraj
Vice Chairman & Managing Director
DIN : 00021986

Dharmendra G. Siraj
Chairman of CSR Committee
DIN : 00025543

Place : Mumbai
Date : 29th June, 2021

ANNEXURE IV**FORM MR-3
SECRETARIAL AUDIT REPORT**

FOR THE FINANCIAL YEAR ENDED MARCH 31,2021

[Pursuant to section 204(1) of the Companies Act, 2013 and rule No.9 of the Companies (Appointment and Remuneration Personnel) Rules, 2014]

To,
The Members,
Weizmann Limited
214, Empire House, Dr. D.N. Road,
Ent. A K Nayak Marg, Fort, Mumbai - 400001

We have conducted the secretarial audit of the compliance of applicable statutory provisions and the adherence to good corporate practices by **Weizmann Limited** (hereinafter called “the Company”). Secretarial Audit was conducted in a manner that provided us a reasonable basis for evaluating the corporate conducts/statutory compliances and expressing our opinion thereon.

Due to the current nationwide lockdown arising out of the COVID-19 pandemic, we have examined the Company’s books, papers, minute books, forms and returns filed and other records maintained by the Company provided to us in electronic mode for the financial year ended on 31st March, 2021. No physical verification of any document / record was possible. Based on our examination as aforesaid and also the information provided by the Company, its officers, agents and authorized representatives during the conduct of secretarial audit, we hereby report that in our opinion, the Company has, during the audit period covering the financial year ended on 31st March, 2021, complied with the statutory provisions listed hereunder and also that the Company has proper Board-processes and compliance-mechanism in place to the extent, in the manner and subject to the reporting made hereinafter:

We have examined the books, papers, minute books, forms and returns filed and other records maintained by the Company for the financial year ended on 31st March, 2021 according to the provisions of:

- (i) The Companies Act, 2013 (the Act) and the rules made thereunder;
- (ii) The Securities Contracts (Regulation) Act, 1956 (‘SCRA’) and the rules made thereunder;
- (iii) The Depositories Act, 1996 and the Regulations and Bye-laws framed thereunder;

- (iv) Foreign Exchange Management Act, 1999 and the rules and regulations made thereunder to the extent of Foreign Direct Investment, Overseas Direct Investment and External Commercial Borrowings;
- (v) The following Regulations and Guidelines prescribed under the Securities and Exchange Board of India Act, 1992 ('SEBI Act');
 - a) Securities and Exchange Board of India (Substantial Acquisition of Shares and Takeovers) Regulations, 2011;
 - b) Securities and Exchange Board of India (Prohibition of Insider Trading) Regulations, 2015;
 - c) Securities and Exchange Board of India (Issue of Capital and Disclosure Requirements) Regulations, 2018; **Not applicable as the Company has not issued any securities during the financial year under review.**
 - d) Securities and Exchange Board of India (Depositories and Participants) Regulations, 2018;
 - e) Securities and Exchange Board of India (Share Based Employee Benefits) Regulations, 2014; **Not Applicable as the Company has not provided any share based benefits to the employees during the year.**
 - f) Securities and Exchange Board of India (Issue and Listing of Debt Securities) Regulations, 2008; **Not applicable as the Company has not issued any debt securities during the financial year under review.**
 - g) Securities and Exchange Board of India (Registrars to an Issue and Share Transfer Agents) Regulations, 1993 regarding the Companies Act and dealing with client; **Not applicable as the Company is not registered as Registrar to an issue and Share Transfer Agent during the financial year under review.**
 - h) Securities and Exchange Board of India (Issue and Listing of Non-Convertible and Redeemable Preference Shares) Regulations, 2013: **Not applicable as the Company has not issued any such securities during the financial year under review.**
 - i) Securities and Exchange Board of India (Delisting of Equity Shares) Regulations, 2009; **Not applicable as the Company has not delisted its equity shares from any Stock Exchange during the financial year under review.**
 - j) Securities and Exchange Board of India (Buyback of Securities) Regulations, 2018; **Not applicable as the Company has not bought back any of its securities during the financial year under review.**
 - k) SEBI (Listing Obligations and Disclosure Requirements) Regulations, 2015 (SEBI LODR);

We have also examined the compliances of the provisions of the following other laws applicable specifically to the Company wherein we have also relied on the compliance

certificates issued by the head of the respective departments in addition to the checks carried out by us:

1. The Electricity Act, 2003

We have also examined compliance with the applicable clauses of the following:

- i. Secretarial Standards issued by The Institute of Company Secretaries of India.
- ii. The Listing Agreements entered into by the Company and Securities and Exchange Board of India (Listing Obligations and Disclosure Requirements) Regulations, 2015.

Based on our verification of the Company's books, papers, minute books, forms and returns filed and other records maintained by the Company and also the information provided by the Company, its officers, agents and its authorized representatives during the conduct of Secretarial Audit we hereby report that in our opinion during the period under review the Company has complied with the provisions of the Act, Rules, Regulations, Guidelines, Standards, etc. mentioned above.

We further report that:

The Board of Directors of the Company is duly constituted with proper balance of Non-Executive Directors and Independent Directors. The changes in the composition of the Board of Directors that took place during the period under review were carried out in compliance with the provisions of the Act.

Adequate notice is given to all directors to schedule the Board Meetings, agenda and detailed notes on agenda were sent at least seven days in advance, and a system exists for seeking and obtaining further information and clarifications on the agenda items before the meeting and for meaningful participation at the meeting.

All decisions are carried through with requisite majority. There were no dissenting views from the members during the period under review.

We further report that there are adequate systems and processes in the Company commensurate with the size and operations of the Company to monitor and ensure compliance with applicable laws, rules, regulations and guidelines.

We further report that:

The members approved the following matters at their Annual General Meeting held on 22nd December, 2020:

- a) Ratification of cost auditor remuneration.
- b) Re-appointment of Shri. Balady S Shetty (DIN: 01262317) as an Independent Director of the Company for a second term of 5 years from the conclusion of this



34th ANNUAL REPORT 2020-2021

Annual General Meeting until the conclusion of the 38th Annual General Meeting to be held in the year 2025.

- c) Revision in remuneration of Shri. Neelkamal V Siraj (DIN: 00021986), Managing Director of the Company with effect from Financial Year 2020-2021 till the residual period of his tenure as Managing director.

**For Martinho Ferrao &
Associates
Company Secretaries**

**Martinho Ferrao
Proprietor
FCS No. 6221
C P. No. 5676
UDIN: F006221C000542966**

Place: Mumbai

Dated: 29th June, 2021

This report is to be read with our letter which is annexed as **Annexure A** and forms an integral part of this report.

To,
The Members,
Weizmann Limited
214, Empire House, Dr. D.N. Road,
Ent. A K Nayak Marg, Fort, Mumbai - 400001

Our report is to be read along with this letter.

1. Maintenance of secretarial records is the responsibility of the management of the Company. Our responsibility is to express an opinion on these secretarial records based on our audit.
2. We have followed the audit practices and processes as were appropriate to obtain reasonable assurance about the correctness of the contents of the Secretarial records. The verification was done on test basis to ensure that correct facts are reflected in secretarial records. We believe that the processes and practices we followed provide a reasonable basis for our opinion.
3. The minutes, documents, records and other information checked for the purpose of audit were received from the Company in soft copy and through electronic mail due to the nationwide lockdown caused pursuant to the outbreak of Covid-19 (Coronavirus).
4. We have not verified the correctness and appropriateness of financial records and Books of Accounts of the Company.
5. Wherever required, we have obtained the Management representation about the compliance of laws, rules and regulations and happening of events etc.
6. The compliance of the provisions of Corporate and other applicable laws, rules, regulations, standards is the responsibility of management. Our examination was limited to the verification of procedures on test basis.
7. The Secretarial Audit report is neither an assurance as to the future viability of the company nor of the efficacy or effectiveness with which the management has conducted the affairs of the company.

**For Martinho Ferrao & Associates
Company Secretaries**

**Martinho Ferrao
Proprietor
FCS No. 6221
C P. No. 5676
UDIN: F006221C000542966**

**Place: Mumbai
Dated: 29th June, 2021**

ANNEXURE V
REPORT ON CORPORATE GOVERNANCE
1. Company's Philosophy on Corporate Governance Code

WEIZMANN LIMITED is committed to good corporate governance as it believes that good corporate governance is essential for achieving long term corporate goals. The Company respects and values the rights of its stakeholders to secure information about the Company and its performance. The Corporate Governance in the Company assigns responsibilities and entrusts authority among different participants in the organization viz. the Board of Directors, the senior management, employees etc. The Compliance Report is prepared and given below is in conformity with the mandatory requirements of SEBI (Listing Obligations and Disclosure Requirements) Regulations, 2015 ("SEBI Listing Regulations) entered with the Stock Exchanges.

2. Board of Directors
I Composition and size of the Board

The Company is being managed by the Managing Director under the supervision of Board of Directors ('the Board'). The current strength of the Board is Six (6) Directors. The composition of the Board is in conformity with Regulation 17 of the SEBI Listing Regulations read with Section 149 of the Companies Act, 2013. The composition of and the category of Directors on the Board of the Company as at 31st March, 2021 were as under:

Category	Particulars of the Directors
Non Executive – Independent	Shri Balady S. Shetty Smt Smita V. Davda
Non Executive - Non Independent	Shri Dharmendra G. Siraj-Chairman Shri Chetan D. Mehra Shri Hitesh V. Siraj
Executive	Shri Neelkamal V. Siraj – Vice Chairman & Managing Director

The Company has non-executive Chairman. This appropriate composition of the Board of Directors enables in maintaining the independence of the Board and separates its functions of governance and management.

None of the Directors on the Board is a member of more than ten Committees or Chairman of five Committees (committees being Audit Committee and Stakeholders Relationship Committee) across all Public Companies in which he/she is a Director. Necessary disclosures regarding their Committee positions have been made by all the Directors.

None of the Directors hold directorship in more than 10 public limited companies and 20 Companies overall.

All Independent Directors of the Company have been appointed as per the provisions of the Companies Act, 2013 and Regulation 16(1)(b) of the SEBI Listing Regulations.

Further pursuant to provision of Section 149 of the Companies Act 2013, Independent Directors are not liable to retire by rotation. Thus as a consequence all Directors except the Independent Directors are liable to retire by rotation. None of the Independent Directors of the Company serve as an Independent Director in more than seven listed companies. All Directors are also in compliance with the limit on Independent Directorships of listed companies as prescribed under Regulation 17A of the Listing Regulations. The Board confirms that the Independent Directors fulfill the conditions specified in these regulations and that they are Independent of the management.

II Conduct of Board Proceedings

The day to day activities of the Company are conducted by the executives of the Company under the direction of the Managing Director and the overall supervision of the Board. During the financial year 2020-2021, the Board held four (4) meetings on 31st July, 2020, 15th September, 2020, 11th November, 2020 and 12th February, 2021.

The Board periodically reviews compliance report of all laws applicable to the Company and take steps to rectify deviations if any. The Board also reviews and discusses the performance of the Company, its future plans, strategies and other pertinent issues relating to the Company.

III Attendance of Directors

Attendance of Directors at the Board Meetings held during 2020-2021 and at the last AGM held on 22nd December, 2020 and the number of Directorships and Committee Chairmanships/Memberships held by them in other public companies as on 31st March, 2021 are given here below :

In accordance with Regulation 26(1) (b) of SEBI Listing Regulations, Memberships/Chairmanships of only Audit Committees and Stakeholders' Relationship Committees in all public limited companies (excluding Weizmann Limited) have been considered:

Directors	No. of meetings held during the year	Meetings attended	Attendance at last AGM	Number of Directorships held in other Companies #	Number of Committee Memberships in other Companies
Shri D G Siraj	4	3	No	9	2
Shri N V Siraj	4	4	Yes	9	-
Shri H V Siraj	4	4	Yes	9	1
Shri B S. Shetty	4	3	Yes	9	4
Smt S V Davda	4	3	No	3	5
Shri C D Mehra	4	4	Yes	9	2

Note : #excluding private limited, foreign company and section 8 company

Except Managing Director, a sitting fee of Rs 5000/- per meeting is paid to Directors for attending Board Meeting.

Shri. Neelkamal V. Siraj and Shri. Hitesh V. Siraj are relatives in terms of provisions of Companies Act, 2013. None of the other Directors are related to each other.

Details of Shareholding of Non-Executive Directors:

Sr. No.	Name of Directors	No. of shares held as on 31 st March, 2021
1.	Shri D G. Siraj	1393020
2.	Shri C D Mehra	1100
3.	Shri H V. Siraj	Nil
4.	Shri B S Shetty	200
5.	Smt. S V Davda	Nil

Name of the other listed entities where Directors of the Company are Directors and the category of Directorship as on 31st March, 2021:

Name of the director	Name of the other listed entities in which the concerned Director is Director	Category of Directorship
Shri D G Siraj	Karma Energy Limited	Chairman – Non Executive Non-Independent Director
Shri N V Siraj	Karma Energy Limited	Non Executive Non-Independent Director
Shri C D Mehra	Karma Energy Limited	Non Executive Non-Independent Director
Shri H V Siraj	-	-
Shri B S Shetty	Karma Energy Limited	Non-Executive Independent Director
Smt S V Davda	Karma Energy Limited	Non-Executive Independent Director

Skills/ Expertise/ Competencies of the Board of Directors

The following is the list of core skills/ expertise/ competencies identified by the Board of Directors as required in the context of the Company's business and that the said skills are available with the Board Members:

Skills/ Expertise/ Competencies of the Board of Director	Name of the Directors who have such skill/ expertise/ competence
Knowledge on Company's business, policies and culture (including the Mission, Vision and Values) major risks/ threats and potential opportunities and knowledge of the industry in which the Company operates	All Directors

Attributes and Competencies to use their knowledge and skills to contribute effectively to the growth of the Company	All Directors have knowledge of Textile Business as well as have finance background experience
Expertise in respective fields – Business Strategy, Sales & Marketing, Corporate Governance, Legal, Administration, Decision Making	All Directors, as each one has many years of experience.
Financial and Management skills	All Directors, as each one has many years of experience.

3. Audit Committee

The Audit Committee headed by Shri B S Shetty worked according to the terms of the Companies Act, 2013 and Regulation 18 under SEBI Listing Regulations, which, inter alia includes overseeing financial reporting processes, reviewing with the management, the financial statements and investment made in securities, accounting policies and practices, adequacy of internal control system, adequacy of internal audit function and discussion with internal auditors on any significant findings, financial risks and management policies.

The Audit Committee held (4) meetings on 31st July, 2020, 15th September, 2020, 11th November, 2020 and 12th February, 2021. The necessary quorum was present for all the meetings.

The Company Secretary acts as Secretary to the Committee. The Chairman of the Audit Committee was present at the Annual General Meeting of the Company held on 22nd December, 2020.

The Composition of the Audit Committee and the attendance of the Members in the meetings are as under:

Name	Category	Designation	No. of meetings held	No. of meetings attended
Shri B S. Shetty	Non Executive-Independent Director	Chairman	4	4
Shri D G. Siraj	Non Executive-Non Independent Director	Member	4	1
Smt S V Davda	Non Executive-Independent Director	Member	4	4

During the year, the Company paid sitting fees of Rs.3000/- each to the members for attending the meeting of the Audit Committee.

The terms of reference of Audit Committee are in line with Regulation 18 read with Part C of Schedule II of the SEBI Listing Regulations and Section 177 of the Companies Act, 2013. The terms of reference of the Audit Committee include the following:

- Oversight of the Company's financial reporting process and the disclosure of its financial information to ensure that the financial statement is correct, sufficient and credible;

- Recommendation for appointment, remuneration and terms of appointment of auditors of the Company;
- Reviewing, with the management, the annual financial statements and auditors' report thereon before submission to the Board for approval;
- Reviewing, with the management, the quarterly financial statements before submission to the board for approval;
- Reviewing, with the management, the statement of uses/application of funds raised through an issue (public issue, rights issue, preferential issue, etc.), the statement of funds utilised for purposes other than those stated in the offer document/prospectus/notice and the report submitted by the monitoring agency monitoring the utilisation of proceeds of a public or rights issue, and making appropriate recommendations to the Board to take up steps in this matter;
- Approval or any subsequent modification of transactions of the Company with related parties;
- Examination of the Financial Statement and the auditors report thereon;
- Evaluation of internal financial controls and risk management systems;
- The Audit Committee may call for the comments of the auditors about internal control systems, the scope of the audit, including the observations of the auditors and review of Financial Statements before their submission to the Board and may also discuss any related issues with the internal and statutory auditors and the management of the company;
- The Audit Committee shall review the information required as per SEBI Listing Regulations;

All the recommendations of the Audit Committee have been accepted by the Board of Directors.

4. Nomination & Remuneration Committee

The Nomination & Remuneration Committee for appointment and remuneration of executive Directors comprises of two Independent Directors and a Non-Executive Director. Shri. Balady S. Shetty is Chairman of the Committee.

The terms of reference of Nomination and Remuneration Committee are in line with the SEBI Listing Regulations and Section 178 of the Companies Act, 2013. The terms of reference of the Nomination and Remuneration Committee are as follows:

- Formulation of the criteria for determining qualifications, positive attributes and independence of a director and recommend to the Board a policy relating to the remuneration for the directors, Key Managerial Personnel and other employees;
- Formulation of criteria for evaluation of independent directors and the Board;
- Devising policy on Board diversity;
- Identifying persons who are qualified to become directors and who may be appointed in senior management in accordance with the criteria laid down and recommend to the Board their appointment and removal;
- Whether to extend or continue the term of appointment of the independent director, on the basis of the report of performance evaluation of independent directors;
- Recommend to the board, all remuneration, in whatever form, payable to senior management.

The Nomination & Remuneration Committee held its two (2) meetings on 31st July, 2020 and 11th November, 2020. The necessary quorum was present for both the meetings.

As on 31st March, 2021, the Composition and attendance of Nomination and Remuneration Committee is as under:

Name	Designation	No. of meetings during the year 2020-2021	
		Held	Attended
Shri B S. Shetty	Chairman	2	1
Shri D G. Siraj	Member	2	2
Smt S V Davda	Member	2	2

During the year, the Company paid sitting fees of Rs.2,000/- each to the members for attending meetings of the Nomination & Remuneration Committee.

The Company has one executive Director i.e., Managing Director whose remuneration is fixed by the Board of Directors and approved by the members. The revision, if any, to the terms of Remuneration of Managing Director is approved by Members at the Annual General Meeting. No remuneration is paid to Non-Executive Directors except for sitting fees for the Board Meetings and its Committee Meetings attended.

The Chairman of the Nomination and Remuneration Committee was present at the Annual General Meeting of the Company held on 22nd December, 2020.

POLICY FOR SELECTION AND APPOINTMENT OF DIRECTORS AND THEIR REMUNERATION

The Nomination and Remuneration (N&R) Committee has adopted a Charter which, inter alia, deals with the manner of selection of Board of Directors and CEO & Managing Director and their remuneration. This Policy is accordingly derived from the said Charter.

Criteria of selection of Non-Executive Directors:

The Non-Executive Directors shall be of high integrity with relevant expertise and experience so as to have a diverse Board with Directors having expertise in the fields of manufacturing, marketing, finance, taxation, law, governance and general management.

In case of appointment of Independent Directors, the N&R Committee shall satisfy itself with regard to the independent nature of the Directors vis-à-vis the Company so as to enable the Board to discharge its function and duties effectively. The N&R Committee shall ensure that the candidate identified for appointment as a Director has no disqualifications for appointment under Section 164 of the Companies Act, 2013.

The N&R Committee shall consider the following attributes / criteria, whilst recommending to the Board the candidature for appointment as Director:

- i) Qualification, expertise and experience of the Directors in their respective fields;
- ii) Personal, Professional or business standing;
- iii) Diversity of the Board.

In case of re-appointment of Non-Executive Directors, the Board shall take into consideration the performance evaluation of the Director and his engagement level.

Remuneration

The Non-Executive Directors are entitled to receive remuneration by way of sitting fees.

A Non-Executive Director shall be entitled to receive sitting fees for each meeting of the Board attended by him, of such sum as may be approved by the Board of Directors within the overall limits prescribed under the Companies Act, 2013 and The Companies (Appointment and Remuneration of Managerial Personnel) Rules, 2014;

CEO & Managing Director - Criteria for selection / appointment:

For the purpose of selection of the CEO & MD, the N&R Committee shall identify persons of integrity who possess relevant expertise, experience and leadership qualities required for the position and shall take into consideration recommendation, if any, received from any member of the Board.

The Committee will also ensure that the incumbent fulfills such other criteria with regard to age and other qualifications as laid down under the Companies Act, 2013 or other applicable laws.

Remuneration for the CEO & Managing Director

At the time of appointment or re-appointment, the CEO & Managing Director shall be paid such remuneration as may be mutually agreed between the Company (which includes the N R Committee and the Board of Directors) and the CEO & Managing Director within the overall limits prescribed under the Companies Act, 2013.

The remuneration shall be subject to the approval of the Members of the Company in General Meeting.

The remuneration of the CEO & Managing Director comprises only of fixed component. The fixed component comprises salary, allowances, perquisites, amenities and retiral benefits.

Remuneration Policy for the Senior Management Employees

In determining the remuneration of the Senior Management Employees (i.e. KMPs and Executive Committee Members) the Nomination and Remuneration Committee shall ensure the relationship of remuneration and performance benchmark is clear.

The Managing Director will carry out the individual performance review, keep trend in the industry in mind, whilst recommending the annual increment and performance incentive to the Nomination and Remuneration Committee for its review and approval.

The details of remuneration paid to Managing Director from 1st April, 2020 to 31st March, 2021 is given below:

Name of Managing Director	Salary (Rs. Lakh) In	Commission	Perquisites and Allowances (Rs. in Lakh)	Retiral Benefits* (Rs. in Lakh)
Shri. Neelkamal V. Siraj	31.86	-	-	-

5. Stakeholders Relationship Committee

The Company has constituted Stakeholders Relationship Committee in accordance with the requirements of SEBI Listing Regulations read with Section 178 of the Companies Act, 2013. The terms of reference of the Stakeholders Relationship Committee are as follows:

- Resolving the grievances of the security holders of the Company including complaints related to transfer/ transmission of shares, non-receipt of annual report, non-receipt of declared dividends, issue of new/ duplicate certificates, general meetings etc.
- Review of measures taken for effective exercise of voting rights by shareholders.
- Review of adherence to the service standards adopted by the Company in respect of various services being rendered by the Registrar & Share Transfer Agent.
- Review of the various measures and initiatives taken by the listed entity for reducing the quantum of unclaimed dividends and ensuring timely receipt of dividend warrants/annual reports/statutory notices by the shareholders of the company.

During the year, the Committee met twice (2) on 11th November, 2020 and 12th February, 2021. The necessary quorum was present for both the meetings.

The composition of the Committee and number of meetings attended by the members during the year are as under:

Name	Designation	No. of meetings during the year 2020-2021	
		Held	Attended
Smt S V Davda	Chairperson	2	2
Shri D G Siraj	Member	2	2
Shri N. V Siraj	Member	2	2

During the year, the Company paid sitting fees of Rs 2,000/- each to the members for attending meetings of the Stakeholders Relationship Committee.

Details of Investor complaints received and redressed during the year 2020-2021 are as follows:

Opening Balance as on 1.04.2020	Received during the year	Resolved during the year	Closing Balance as on 31.03.2021
0	0	0	0

Name and designation of Compliance officer: Ms. Ami Purohit (Company Secretary)

6. Independent Directors Meetings

During the year under review, the Independent Directors met on 12th February, 2021 inter alia to discuss :

1. Evaluation of the performance of Non-Independent Directors and the Board of Directors as a Whole.
2. Evaluation of the performance of the Chairman of the Company, taking into account the views of the Executive and Non-Executive Directors.
3. Evaluation of the quality, content and timelines of flow of information between the management and the Board that is necessary for the Board to effectively and reasonably perform its duties.

All Independent Directors were present at the meeting.

7. Familiarisation Programme Arranged For Independent Directors:

The Company as required under the Companies Act, 2013 and SEBI Listing Regulations has made arrangement to provide suitable training to independent directors, to familiarize them with the company, their roles, rights, responsibilities in the Company considering the nature of the industry in which the Company operates business model of the Company, etc. The familiarization process for Independent Director is uploaded on the website of the Company- <http://www.weizmann.co.in/fid.html>.

All the independent directors were imparted familiarization programme in accordance with Regulation 25(7) of the SEBI (Listing Obligations and Disclosure Requirements) Regulations, 2015 on 12th February, 2021.

8. Non-executive Directors' compensation and disclosures:

No significant or material transactions have been made with the Non- Executive Directors vis-à-vis the Company. No remuneration is paid to Non-Executive Directors except for sitting fees for the Board and Committee Meetings attended.

9. Corporate Social Responsibility (CSR) Committee:

As required under section 135 of the Companies Act, 2013, the Company has formed a CSR committee consisting of the following members The Committee met once (1) on 12th February, 2021. The necessary quorum was present for the meetings:

Name	Designation	No. of meetings during the year 2020-2021	
		Held	Attended
Shri D G. Siraj	Chairman	1	1
Shri N V. Siraj	Member	1	1
Shri B S. Shetty	Member	1	1

During the year, the Company paid sitting fees of Rs.2,000/- each to the members for attending meeting of the Corporate Social Responsibility Committee.

10. General Body Meetings

Details of the last three Annual General Meetings (AGMs) :

Date & Year	Time	Location where AGM held in the last 3years	Special Resolutions, if any
22.12.2020 (2019-2020)	3.30 P.M.	Meeting held through Video Conferencing (VC)/ Other Audio-Visual Means(OAVM)	1. Re-appointment of Shri. Balady S Shetty (DIN:01262317) as an Independent Director of the Company for a second term of 5 years from the conclusion of this Annual General Meeting until the conclusion of the 38 th Annual General Meeting of 2025. 2. Revision in remuneration of Shri. Neelkamal V Siraj (DIN: 00021986), Managing Director of the Company with effect from Financial Year 2020-2021 till the residual period of his tenure as Managing Director.
06.08.2019 (2018-19)	3.45 P.M.	Maharashtra Chamber of Commerce, Oricon House, 6 th Floor, Kalaghoda, Maharashtra, Chamber of Commerce Path, Fort, Mumbai 400 001	Re-appointment of Shri. Neelkamal V Siraj as Managing Director of the Company
07.08.2018 (2017-18)	4.30 P.M.	Maharashtra Chamber of Commerce, Oricon House, 6 th Floor, Kalaghoda, Maharashtra, Chamber of Commerce Path, Fort, Mumbai 400 001	Appointment of Smt S V Davda as Independent Director of the Company

Whether resolution was put through a Postal Ballot last year: No

11. Disclosures**a. Basis of related party transaction:**

During the year, the Company had no materially significant related party transaction, which is considered to have potential conflict with the interests of the Company at large. Related party transactions as required to be complied under Accounting Standard 18 (IND AS-24) are furnished under the Notes to Financial Statements attached to the Annual Financial Statements for the financial year ended 31st March, 2021.

The Company has formulated a policy on materiality of Related Party Transactions and also on dealing with Related Party Transactions and during the year there were no material transactions with related parties. The policy is also available on the website of the Company <http://www.weizmann.co.in/rptpolicy.html>.

b. Non Compliance/Strictures/Penalties Imposed:

There has neither been any non compliance of any legal provision nor any penalty, stricture imposed by the Stock Exchange or SEBI or any other authorities on any matters related to Capital Market during the last three year.

c. Disclosure of Accounting treatment:

The Company has adopted accounting treatments which are in conformance with those prescribed by applicable Accounting Standards.

d. Whistle Blower Policy:

The Company has adopted a Whistle Blower Policy and has established the necessary vigil mechanism as defined under SEBI Listing Regulations for all stakeholders including directors and employees to report concerns about unethical behavior. No person has been denied access to the Chairman of the Audit Committee. The said policy has been also put up on the website of the Company at <http://www.weizmann.co.in/mep.html>.

e. Policy on Determination of Materiality for disclosures, Policy on Archival of Documents and Policy for Preservation of documents:

The Company has also adopted Policy on Determination of Materiality for Disclosures, Policy on Archival of Documents and Policy for Preservation of Documents. The said policies have been also put on the website of the Company at <http://www.weizmann.co.in/mep.html>.

f. Risk Management:

Risk Management and evaluation is an ongoing process within the organization. Your Company has a Risk Management Policy and it is periodically reviewed by the Board of Directors.

g. Code of Conduct for prevention of Insider Trading :

The Company has the Insider Trading Code, framed by the Management, in accordance with the SEBI Listing Regulations. The code is posted on the website of the Company www.weizmann.co.in.

h. Directors seeking appointment/re-appointment:

The company has provided the details of Directors seeking appointment /re-appointment in the notice of Annual General Meeting provided with the Annual Report. Quarterly Report of the Company's results are available on the website of the Company www.weizmann.co.in.

- i. The Company has not raised funds through preferential allotment or qualified institution placement.
- j. The Board has accepted all the recommendations of its committee.
- k. The Company has complied with all the requirements of Corporate Governance Report as stated under sub paras (2) to (10) of section (C) of Schedule V to the Listing Regulations
- l. The disclosures of the compliance with corporate governance requirements specified in regulation 17 to 27 and clauses (b) to (i) of sub-regulation (2) of regulation 46 have been made in this corporate governance report.
- m. The audit fees of Rs. 6.75 Lakhs is paid to the Statutory Auditors for the Financial Year 2020-2021.
- n. All the Directors of the Company have submitted a declaration stating that they are not debarred or disqualified by the Securities and Exchange Board of India / Ministry of Corporate Affairs or any such statutory authority from being appointed or continuing as Directors of Companies. Shri. Martinho Ferrao, Practicing Company Secretary, has submitted a certificate to this effect.
- o. Disclosures under the Sexual Harassment of Women at Workplace (Prevention, Prohibition and Redressal) Act, 2013 for the Financial Year 2020-2021:
 - i. Number of complaints filed during the year: NIL
 - ii. Number of complaints disposed off during the year: NIL
 - iii. Number of complaints pending as on end of the financial year: NIL

12. Code of Conduct :

The Code of Conduct for the Directors and Senior Management of the Company has been laid down by the Board and the same is posted on the website of the Company www.weizmann.co.in .For the year under review, all Directors and Senior Management of the Company has confirmed the adherence to the provisions of the said code. The declaration by Managing Director regarding adherence to the provisions of the said Code forms part of this Corporate Governance Report.

13. Means of Communication

- Half yearly report sent to each Shareholder - No
- Quarterly results published in - Financial Express (English Daily)
The Global Times (Marathi Daily)
- Any website where displayed - www.weizmann.co.in
www.nseindia.com
www.bseindia.com
- Whether any advertisement also displayed
official news releases and presentations
made to institutions or investors / analysts - No presentation made
- Whether management discussions
and analysis forms part of
Annual Report - Yes
- Whether shareholders information section
forms part of Annual Report - Yes

14. General Shareholder Information
a) 34th Annual General Meeting- Day, Date, Time and Venue

Day	Date	Time	Venue/ Mode
Tuesday	28 th September, 2021	3.30 p.m.	Video Conferencing ('VC') / Other Audio Visual Means ('OAVM')

b) Financial Calendar

- Financial Year : 1st April 2021 to 31st March 2022
- Adoption of Quarterly Results
- June, 2021 : On or before 14th August, 2021
- September, 2021 : On or before 14th November, 2021
- December, 2021 : On or before 14th February, 2022
- March, 2022 : On or before 30th May, 2022

c) Book Closure Date : 22nd September, 2021 to 28th September, 2021 (both days inclusive)

d) Dividend Payment : on or before 27th October, 2021

e) Listing on Stock : BSE Limited (BSE),
Exchanges Phiroze Jeejeebhoy Towers,
Dalal Street, Mumbai- 400 001
Scrip Code: 523011

Listing Fees, Custodial Fees: Company has paid, within stipulated time for the financial year 2020-2021.

f) **ISIN NO.** : INE080A01014

g) Market Price Data/Performance:

The relevant data for year 2020-2021 (Source: www.bseindia.com, www.nseindia.com)

Month	BSE (Rs)		S & P SENSEX		NSE (Rs)		NIFTY MID CAP 50	
	High	Low	High	Low	High	Low	High	Low
April, 2020	29.50	21.70	33887.25	27500.79	29.95	21.10	3752.70	3030.50
May, 2020	24.95	21.50	32845.48	29968.45	25.35	21.00	3739.60	3424.20
June, 2020	26.80	22.00	35706.55	32348.10	25.75	22.80	4273.75	3755.15
July, 2020	32.70	23.20	38617.03	34927.20	33.25	23.00	4353.70	4073.70
August, 2020	35.00	28.00	40010.17	36911.23	35.90	26.70	4890.20	4227.30
September, 2020	34.70	28.45	39359.51	36495.98	34.90	27.70	4826.05	4349.65
October, 2020	33.50	27.60	41048.05	38410.20	32.50	27.20	4781.10	4537.20
November, 2020	35.60	28.75	44825.37	39334.92	35.00	28.65	5580.10	4647.25
December, 2020	68.90	31.55	47896.97	44118.10	68.85	30.90	5954.55	5358.85
January, 2021	49.35	39.75	50184.01	46160.46	49.50	39.55	6512.60	5883.00
February, 2021	55.50	40.15	52516.76	46433.65	54.70	39.75	6976.00	5946.50
March, 2021	50.95	41.50	51821.84	48236.35	51.60	41.00	7208.90	6468.05

h) Registrar & Transfer Agents: Bigshare Services Private Limited
1st Floor, Bharat Tin Works Bldg.,
Opp Vasant Oasis, Makwana Road,
Marol, Andheri (E), Mumbai- 400 059
Tel : 62638200, Fax : 62638299
Email : investor@bigshareonline.com

i) Share Transfer System :

With a view to expedite the process of share transfer, the Board of Directors has delegated the powers of share transfers to the Sub-Committee of Board of Directors. Shares lodged in physical form with the Company/ Registrar & Share Transfer Agent are transferred expeditiously. The confirmation in respect of the request for

dematerialisation of shares is sent to the respective depositories i.e. NSDL and CDSL after duly transferred.

j) Dematerialisation of Shares and Liquidity of Shares:

The Shares of the Company are permitted for trading in dematerialisation form only. The Company's shares are available for trading in depository system of both NSDL and CDSL. 16828547 Equity shares representing 97.43% of the Share Capital of the Company stand dematerialized as on 31st March, 2021. This includes dematerialization of 100% of the Promoter Group's holding in the Company. Security Code No. with NSDL and CDSL is – ISIN: INE080A01014. The Shares of the Company are listed and traded at the BSE Limited and National Stock Exchange of India Limited.

Break-up of Physical and Demat shareholding as on 31st March, 2021

Category	Shareholding as on 31.03.2021	% as to total no of shares
Shares in Demat Mode with NSDL	15791621	91.43
Shares in Demat Mode with CDSL	1036926	6.00
Shares in Physical mode	442989	2.57
Total	17271536	100.00

k) Shareholding Pattern as on 31st March, 2021

Sr. No	Category	No. of Equity Shares	Percentage of Shareholding
A	Promoters Holding		
	Indian Promoters	11918435	69.01
B	Non Promoter Holding		
a	Mutual Funds & UTI	-	-
b	Banks, Financial Institutions Insurance Companies (Central / State Govt. Institutions/ Non Government Institutions)		
	- IEPF	283244	1.64
	- State Government	100	0.00
c	FII's	-	-
C	Others		
a.	Private Corporate Bodies	26967	0.16
b.	Mutual Funds	-	-
c.	Indian Public	4892078	28.32
d.	Hindu Undivided Family	42247	0.24
e.	NRIs/OCBs	98745	0.57
f.	Any other (Demat Transit)	9720	0.06
	GRAND TOTAL	17271536	100.00

l) Distribution of Shareholding as on 31st March, 2021

Sr No	Range		Number of Shareholders	Percentage of Total Shareholders	No.of Shares	Percentage of Total Share Capital
1	1	500	7702	90.3566	916817	5.3083
2	501	1000	519	6.0887	373336	2.1616
3	1001	2000	170	1.9944	245484	1.4213
4	2001	3000	54	0.6335	134830	0.7806
5	3001	4000	15	0.176	52094	0.3016
6	4001	5000	22	0.2581	104511	0.6051
7	5001	10000	15	0.176	113762	0.6587
8	10001	9999999999	27	0.3168	15330702	88.7628
TOTAL			8524	100.0000	17271536	100.0000

m) Transfer of unclaimed/unpaid amounts to Investor Education and Protection Fund

In accordance with the provisions of Sections 124, 125 and other applicable provisions, if any, of the Act, read with the IEPF Authority (Accounting, Audit, Transfer and Refund) Rules, 2016 (hereinafter referred to as "IEPF Rules") (including any statutory modification(s) or reenactment(s) thereof for the time being in force), the amount of dividend remaining unclaimed or unpaid for a period of seven years from the date of transfer to the unpaid dividend account, is required to be transferred to the IEPF, maintained by the Central Government. In pursuance of this, the dividend remaining unclaimed in respect of dividends declared upto the financial year ended 31st March 2013 have been transferred to the IEPF.

In accordance with Section 124(6) of the Act, read with the IEPF Rules, all the shares in respect of which dividend has remained unclaimed or unpaid for seven consecutive years or more from the date of transfer to the unpaid dividend account are required to be transferred to the demat Account of the IEPF Authority. Accordingly, all the shares in respect of which dividends were declared upto the financial years ended 31st March 2013 and remained unclaimed are transferred to the IEPF. The Company had sent notices to all such Members in this regard and published a newspaper advertisement and, thereafter, transferred the shares to the IEPF during financial year 2020-2021. The details of unclaimed dividends and Equity shares transferred to IEPF during the year 2020-2021 are as follows:

Amount of Unclaimed Dividend Transferred (Rs.)	Number of Equity Shares Transferred
222275	20149

The below table gives information relating to various outstanding dividends and the dates by which they can be claimed by the Members from the Company:

Financial Year in respect of which Dividend is unpaid	Last date for claiming unpaid dividend from the Company
2013-2014	15 th October, 2021
2014-2015	19 th October, 2022
2015-2016 (Interim Dividend)	16 th April, 2023

Members who have not encashed the dividend warrant(s) from the financial year ended 31st March 2014 may forward their claims to the Company's Registrar and Share Transfer Agents before they are due to be transferred to the IEPF.

The shares and unclaimed dividend transferred to the IEPF can, however, be claimed back by the concerned Members from IEPF Authority after complying with the procedure prescribed under the IEPF Rules. The Member is required to make an online application to the IEPF Authority in Form No.IEPF-5 (available on www.iepf.gov.in). No claims shall lie against the Company in respect of the dividend/shares so transferred. The Member can file only one consolidated claim in a financial year as per the IEPF Rules.

- n) **Outstanding GDR's /ADR's/ Warrants or any Convertible Instruments, conversion date and likely impact on equity** : Not Applicable
- o) **Textile Process House Location** : Vatwa Road, Narol, Ahmedabad, Gujarat
- p) **Address for Correspondence:** Registered Office of the Company:
 Empire House, 214, Dr. D.N.Road,
 Ent. A.K. Nayak Marg,
 Fort, Mumbai - 400 001.
 Tel No: +91 22 22071501- 06
 Fax : + 91 22 2201714
 Email : investorsgrievance@weizmann.co.in
 Website : www.weizmann.co.in
 CIN: L65990MH1985PLC038164

- q) Registrar & Share Transfer Agent:** Bigshare Services Private Limited
1st Floor, Bharat Tin Works Bldg.,
Opp. Vasant Oasis, Makwana Road,
Marol, Andheri (E), Mumbai - 59
Tel No.: (022) 62638200
Fax No.: (022) 62638299
Email : investor@bigshareonline.com
Website: www.bigshareonline.com
- r) Equity Shares in Suspense Account:** There are no shares in unclaimed/ suspense account for the financial year 2020-2021.
- s) Credit Rating** : Not applicable

DECLARATION

As provided under regulation 26(3) read with Schedule V of SEBI (Listing Obligations and Disclosure Requirements) Regulations, 2015, entered with the BSE Limited and National Stock Exchange of India Limited, I confirm that the Board Members and Senior Management of the Company have confirmed compliance with code of conduct, as applicable to them, for the year ended 31st March 2021.

For WEIZMANN LIMITED

Place: Mumbai
Date: 29th June, 2021

Neelkamal V. Siraj
Vice Chairman & Managing Director
DIN : 00021986



34th ANNUAL REPORT 2020-2021

Certificate on Corporate Governance

To,

Weizmann Limited

214, Empire House, Dr. D.N. Road,

Ent. A K Nayak Marg, Fort, Mumbai - 400001

We have examined the compliance of the conditions of Corporate Governance of Weizmann Limited ("the Company") for the year ended on 31st March, 2021 as stipulated under Regulations 17 to 27, clauses (b) to (i) of sub-regulation (2) of Regulation 46 and Para C, D and E of Schedule V of the Securities and Exchange Board of India (Listing Obligations and Disclosure Requirements) Regulations, 2015 ("SEBI Listing Regulations").

The compliance of the conditions of Corporate Governance is the responsibility of the management. Our examination was limited to procedures and implementation thereof, adopted by the Company for ensuring the compliance of the conditions of Corporate Governance. It is neither an audit nor an expression of opinion on the financial statements of the Company.

In our opinion and to the best of our information and according to the explanations given to us, and considering the relaxations granted by the Ministry of Corporate Affairs and Securities and Exchange Board of India warranted due to the spread of the COVID-19 pandemic, we certify that the Company has complied with the conditions of Corporate Governance as stipulated in SEBI (Listing Obligations and Disclosure Requirements), Regulations, 2015 for the year ended 31st March, 2021.

We further state that such compliance is neither an assurance as to the future viability of the Company nor the efficiency or effectiveness with which the management has conducted the affairs of the Company.

**For and on behalf of
Martinho Ferrao & Associates
Company Secretaries**

**Martinho Ferrao
Proprietor
Membership No. 6221
COP. 5676
UDIN: F006221C000542944**

**Place: Mumbai
Date: 29th June, 2021**

MANAGEMENT DISCUSSIONS AND ANALYSIS REPORT**BUSINESS REVIEW****General Economy**

The COVID-19 outbreak in early 2020 brought global economic activities to a near standstill as nationwide lockdowns and social distancing norms were imposed to contain the spread in the affected countries.

In India, the Central Government imposed national lockdown in the last week of March 2020 and the same has been extended time to time with slow relaxation since mid-May 2020 with a number of strings attached. Post relaxation the number of people affected and the unfortunate death quantum jumped leading to selective strict lockdowns in different states, districts, wards to a varying extent and duration causing continuous disruption to normal life trying to limp back.

The Governments, Regulatory bodies like RBI too initiated different measures to mitigate the negative effect of the virus, revive growth and preserve financial stability. Time frame for compliances were extended from time to time. The survey by RBI in April 2020 stated that real GDP growth FY 2019-20 is 5% and 2020-21 was pegged at 5.5%. Within two months all turned topsy-turvy and in June RBI projected a GDP growth for 2020-21 at a negative of 1.5%.

Company Business

The company continues its focus on exports direct/indirect by doing job work and sales of textile products. During the year under review the revenue from sale of services increased to Rs.90.74 crore from Rs.83.74 crore in F.Y. 2019-20. The sale of products registered a drop from Rs.12.60 crore in the previous year to Rs.6.87 crore in 2020-21.

The Profit Before Tax for the year was Rs.7.58 crore as against Rs.6.02 crore in the previous year.

The company's processing unit is limping back to its full capacity gradually, garnering repeat orders from many invaluable customers.

Outlook, Opportunities and Threats

As we look ahead, it is important to gauge COVID-19's unprecedented impact on the global economy. It is expected that global growth will contract by over 3% in 2020, the worst contraction since the 1930s. For the first time since the Great Depression, both advanced and developing economies are in recession together.

Being part of the manufacturing and process industries, where continuous operations of plant facilities are important, we expect the production subdued at least in the first half of FY 2020-21. Although the manufacturing sector is expected to stage a relatively quick recovery, supply and distribution chain disruptions are likely to continue for some time.

However, rising government focus and favorable policies is leading to growth in the textiles and clothing industry. The Ministry of Textiles is encouraging investments through increasing focus on schemes such as Technology Up-gradation Fund Scheme (TUFS). (There have been budgetary allocations in the Union Budget and a number of integrated textile parks on the development.)

All the above factors combined with the expertise of the company in textile processing, maintenance of high quality and sustained quick delivery is expected to fructify into higher growth in the coming financial years.

RISKS AND CONCERNS

As there was complete lockdown till middle of the May 2020, and there after graded relaxation and unlocking initiated both by central and state governments, still there are lot of restrictions on movement of vehicles and many manufacturing and commercial establishments are non-operational to its pre covid capacity, availability of raw material is in adequate quantity and has been having with adverse impact in utilization of full capacity of process house during the current financial year so far.

Your company has in place a comprehensive Risk Management Policy to assist and mitigate various applicable risks. The company by shifting its focus from direct exports to job work for exporters has virtually eliminated the payment risks as it was earlier predominantly exporting to African countries where availability of foreign exchange was always a perennial problem.

The company by ensuring up-gradation of machineries, focusing on total quality and ensuring timely and smooth delivery to the customers/Exporters, is creating confidence in the customers/exporters for continuous repeat orders.

The Management Discussions and Analysis explaining the objectives of the company, the opportunities and threats, the outlook for the future, the risks and concerns have to be read with the meaning of relevant applicable laws and regulations.

The actual physical performance may differ materially from those explained hereinabove.

INTERNAL CONTROL SYSTEM

The company has an effective system of internal controls to ensure that all its assets are properly safeguarded and protected against loss from unauthorized use or disposal.

Further all the internal control system is practiced by the company to ensure that all transactions are authorized, recorded and reported correctly. The system is commensurate with the nature of business and the size of the operation. The company also has an internal audit system so as to ensure that systems are strengthened and improved on a continuous basis.

The Company has an Audit Committee of Directors which reviews the adequacy of internal controls.

MATERIAL DEVELOPMENT IN HUMAN RESOURCES

The company has a team of able and experienced professionals. The work culture and value system in the company is designed to provide each employee the adequate space, freedom and guidance to bring out their full potential and provide personal growth opportunities within the organization.

SIGNIFICANT CHANGES IN KEY FINANCIAL RATIOS

Sr. No.	Parameters	F.Y. 2020-21	F.Y. 2019-20
1	Debtors Turnover	6.34%	7.79%
2	Inventory Turnover	4.31%	4.97%
3	Interest Coverage Ratio	6.89	14.17
4	Current Ratio	0.91	0.65
5	Debt Equity Ratio	0.72	0.69
6	Operating Profit Margin (%)	7.77%	6.25%
7	Net Profit Margin (%)	5.04%	4.48%
8	Return on Net Worth	8.18%	7.82%

Note :

The ratios are in respect of ordinary activities and hence excludes impact of other comprehensive income.

INDEPENDENT AUDITOR'S REPORT**To the Members of WEIZMANN LIMITED****Report on the Audit of the Financial Statements****Opinion**

We have audited the accompanying financial statements of **WEIZMANN LIMITED** (“the Company”), which comprise the Balance Sheet as at March 31, 2021, the Statement of Profit and Loss (including Other Comprehensive Income), the Statement of Changes in Equity and the Statement of Cash Flows for the year ended on that date, and a summary of the significant accounting policies and other explanatory information (hereinafter referred to as the “financial statements”).

In our opinion and to the best of our information and according to the explanations given to us, the aforesaid financial statements give the information required by the Companies Act, 2013 (“the Act”) in the manner so required and give a true and fair view in conformity with the Indian Accounting Standards prescribed under section 133 of the Act read with the Companies (Indian Accounting Standards) Rules, 2015, as amended, (“Ind AS”) and other accounting principles generally accepted in India, of the state of affairs of the Company as at March 31, 2021, the profit and total comprehensive income, changes in equity and its cash flows for the year ended on that date.

Basis for Opinion

We conducted our audit of the financial statements in accordance with the Standards on Auditing specified under section 143(10) of the Act (SAs). Our responsibilities under those Standards are further described in the ‘Auditor’s Responsibilities for the Audit of the Financial Statements’ section of our report. We are independent of the Company in accordance with the Code of Ethics issued by the Institute of Chartered Accountants of India (ICAI) together with the independence requirements that are relevant to our audit of the financial statements under the provisions of the Act and the Rules made thereunder, and we have fulfilled our other ethical responsibilities in accordance with these requirements and the ICAI’s Code of Ethics. We believe that the audit evidence we have obtained is sufficient and appropriate to provide a basis for our audit opinion on the financial statements.

Key Audit Matter

Key audit matters are those matters that, in our professional judgment, were of most significance in our audit of the financial statements of the current period. These matters were addressed in the context of our audit of the financial statements as a whole, and in forming our opinion thereon, and we do not provide a separate opinion on these matters. We have determined the matters described below to be the key audit matters to be communicated in our report.

i. Valuation of unquoted long term investments held at fair value

Description of Key Audit Matter:

The valuation of the Company's unquoted long term investments held at fair value was a key area of audit focus due to the significance of the amount and complexity involved in the valuation process. The management makes significant judgements because of the complexity of the techniques and assumptions used in valuing some of the level 3 investment securities given the limited external evidence and unobservable market data available to support the Company's valuations.

The valuation of the level 3 investment securities are dependent on market conditions and key assumptions made. The determination of these assumptions is complex and requires the exercise of management judgements.

See Note 1.2 (B) (o) and Note 3 to the financial statements.

Our response:

- We assessed the design and operating effectiveness of the Company's key controls supporting the identification, measurement and oversight of valuation risk of financial assets.
- For valuations which involved significant management judgements, we evaluated the assumptions, methodologies and models used by the Company.
- We also assess the appropriateness of the methodologies used and found that these are reasonable in the context of the relevant investments.
- We examined the calculation of the inputs used for substantive and arithmetical accuracy by performing re calculations wherever required.

Information Other than the Financial Statements and Auditor's Report Thereon

The Company's Board of Directors is responsible for the preparation of the other information. The other information comprises the information included in the Management Discussion and Analysis, Board's Report including Annexures to Board's Report, Business Responsibility Report, Corporate Governance and Shareholder's Information, but does not include the financial statements and our auditor's report thereon.

Our opinion on the financial statements does not cover the other information and we do not express any form of assurance conclusion thereon.

In connection with our audit of the financial statements, our responsibility is to read the other information and, in doing so, consider whether the other information is materially inconsistent with the financial statements or our knowledge obtained during the course of our audit or otherwise appears to be materially misstated.

If, based on the work we have performed, we conclude that there is a material misstatement of this other information, we are required to report that fact. We have nothing to report in this regard.

Management's Responsibility for the Financial Statements

The Company's Board of Directors is responsible for the matters stated in section 134(5) of the Act with respect to the preparation of these financial statements that give a true and fair view of the financial position, financial performance, total comprehensive income, changes in equity and cash flows of the Company in accordance with the Ind AS and other accounting principles generally accepted in India. This responsibility also includes maintenance of adequate accounting records in accordance with the provisions of the Act for safeguarding the assets of the Company and for preventing and detecting frauds and other irregularities; selection and application of appropriate accounting policies; making judgments and estimates that are reasonable and prudent; and design, implementation and maintenance of adequate internal financial controls, that were operating effectively for ensuring the accuracy and completeness of the accounting records, relevant to the preparation and presentation of the financial statements that give a true and fair view and are free from material misstatement, whether due to fraud or error.

In preparing the financial statements, management is responsible for assessing the Company's ability to continue as a going concern, disclosing, as applicable, matters related to going concern and using the going concern basis of accounting unless management either intends to liquidate the Company or to cease operations, or has no realistic alternative but to do so.

The Board of Directors are responsible for overseeing the Company's financial reporting process.

Auditor's Responsibilities for the Audit of the Financial Statements

Our objectives are to obtain reasonable assurance about whether the financial statements as a whole are free from material misstatement, whether due to fraud or error, and to issue an auditor's report that includes our opinion. Reasonable assurance is a high level of assurance, but is not a guarantee that an audit conducted in accordance with SAs will always detect a material misstatement when it exists. Misstatements can arise from fraud or error and are considered material if, individually or in the aggregate, they could reasonably be expected to influence the economic decisions of users taken on the basis of these financial statements.

As part of an audit in accordance with SAs, we exercise professional judgment and maintain professional scepticism throughout the audit. We also:

- Identify and assess the risks of material misstatement of the financial statements, whether due to fraud or error, design and perform audit procedures responsive to those risks, and obtain audit evidence that is sufficient and appropriate to provide a basis for our opinion. The risk of not detecting a material misstatement resulting from fraud is higher than for one resulting from error, as fraud may involve collusion, forgery, intentional omissions, misrepresentations, or the override of internal control.

- Obtain an understanding of internal financial controls relevant to the audit in order to design audit procedures that are appropriate in the circumstances. Under section 143(3)(i) of the Act, we are also responsible for expressing our opinion on whether the Company has adequate internal financial controls system in place and the operating effectiveness of such controls.
- Evaluate the appropriateness of accounting policies used and the reasonableness of accounting estimates and related disclosures made by management.
- Conclude on the appropriateness of management's use of the going concern basis of accounting and, based on the audit evidence obtained, whether a material uncertainty exists related to events or conditions that may cast significant doubt on the Company's ability to continue as a going concern. If we conclude that a material uncertainty exists, we are required to draw attention in our auditor's report to the related disclosures in the financial statements or, if such disclosures are inadequate, to modify our opinion. Our conclusions are based on the audit evidence obtained up to the date of our auditor's report. However, future events or conditions may cause the Company to cease to continue as a going concern.
- Evaluate the overall presentation, structure and content of the financial statements, including the disclosures, and whether the financial statements represent the underlying transactions and events in a manner that achieves fair presentation.

Materiality is the magnitude of misstatements in the financial statements that, individually or in aggregate, makes it probable that the economic decisions of a reasonably knowledgeable user of the financial statements may be influenced. We consider quantitative materiality and qualitative factors in (i) planning the scope of our audit work and in evaluating the results of our work; and (ii) to evaluate the effect of any identified misstatements in the financial statements.

We communicate with those charged with governance regarding, among other matters, the planned scope and timing of the audit and significant audit findings, including any significant deficiencies in internal control that we identify during our audit.

We also provide those charged with governance with a statement that we have complied with relevant ethical requirements regarding independence, and to communicate with them all relationships and other matters that may reasonably be thought to bear on our independence, and where applicable, related safeguards.

From the matters communicated with those charged with governance, we determine those matters that were of most significance in the audit of the financial statements of the current period and are therefore the key audit matters. We describe these matters in our auditor's report unless law or regulation precludes public disclosure about the matter or when, in extremely rare circumstances, we determine that a matter should not be communicated in our report because the adverse consequences of doing so would reasonably be expected to outweigh the public interest benefits of such communication.

Report on Other Legal and Regulatory Requirements

1. As required by the Companies (Auditor's Report) Order, 2016 ("the Order") issued by the Central Government in terms of Section 143(11) of the Act, we give in "Annexure A" a statement on the matters specified in paragraphs 3 and 4 of the Order.
2. As required by Section 143(3) of the Act, based on our audit we report that:
 - a) We have sought and obtained all the information and explanations which to the best of our knowledge and belief were necessary for the purposes of our audit.
 - b) In our opinion, proper books of account as required by law have been kept by the Company so far as it appears from our examination of those books.
 - c) The Balance Sheet, the Statement of Profit and Loss including Other Comprehensive Income, Statement of Changes in Equity and the Statement of Cash Flow dealt with by this Report are in agreement with the relevant books of account.
 - d) In our opinion, the aforesaid financial statements comply with the Ind AS specified under Section 133 of the Act, read with Rule 7 of the Companies (Accounts) Rules, 2014.
 - e) On the basis of the written representations received from the directors as on March 31, 2021 taken on record by the Board of Directors, none of the directors is disqualified as on March 31, 2021 from being appointed as a director in terms of Section 164 (2) of the Act.
 - f) With respect to the adequacy of the internal financial controls over financial reporting of the Company and the operating effectiveness of such controls, refer to our separate Report in "Annexure B". Our report expresses an unmodified opinion on the adequacy and operating effectiveness of the Company's internal financial controls over financial reporting.
 - g) With respect to the other matters to be included in the Auditor's Report in accordance with the requirements of section 197(16) of the Act, as amended:

In our opinion and to the best of our information and according to the explanations given to us, the remuneration paid/ provided by the Company to its directors during the year is in accordance with the provisions of section 197 of the Act.
 - h) With respect to the other matters to be included in the Auditor's Report in accordance with Rule 11 of the Companies (Audit and Auditors) Rules, 2014, as amended in our opinion and to the best of our information and according to the explanations given to us:

- i. The Company has disclosed the impact of pending litigations on its financial position in its financial statements. Refer note 34 to the standalone financial statements.
- ii. The Company did not have any long-term contracts including derivative contracts for which there were any material foreseeable losses.
- iii. There has been no delay in transferring amounts, required to be transferred, to the Investor Education and Protection Fund by the Company.

For BATLIBOI & PUROHIT

Chartered Accountants

ICAI Firm Reg. No.101048W

Kaushal Mehta

Partner

Membership No. 111749

Place : Mumbai

Date : 29th June, 2021**ICAI UDIN : 21111749AAAAEW2828**

Annexure - A to the Auditors' Report

(referred to in paragraph 1 under 'Report on Other Legal and regulatory requirements' section of our report to the members of the Company of even date)

- i.
 - a) The Company has maintained proper records showing full particulars, including quantitative details and situation of Fixed Assets.
 - b) As informed to us, the Company has a regular program for physical verification of fixed assets by which all fixed assets are verified in a phased manner over a period of three years. In our opinion the periodicity of physical verification is reasonable having regard to the size of the Company and the nature of its assets. As informed to us, certain fixed assets have been verified by the Company as per the program and we were informed that no material discrepancies were noticed on such verification.
 - c) In our opinion and according to the information and explanations given to us and on the basis of examination of the records of the Company the title deeds of immovable properties are held in the name of the Company.
- ii. According to the information and explanations given to us, the management has conducted physical verification of inventory once on year-end. In our opinion the frequency of such verification is reasonable. Discrepancies noticed on verification between the physical stocks and book records were not material, and have been properly dealt with in the books of accounts.
- iii. The Company has not granted loans, secured or unsecured to bodies corporate, Firms, Limited Liability Partnerships covered in the register maintained under section 189 of the Companies Act, 2013 ('the Act') Accordingly paragraph 3(iii) of the order is not applicable to the Company.
- iv. In our opinion and according to the information and explanation given to us and the records examined by us, the Company has complied with the provision of section 185 and 186 of the Act with respect to investments made. The Company has not given any loans or given any guarantees or provided any securities covered under section 185 and section 186 of the Act.
- v. The Company has not accepted any deposits from the public and hence the directives issued by the Reserve Bank of India and the provisions of Section 73 to 76 or any other relevant provisions of the Companies Act and the Rules framed are not applicable.
- vi. We have broadly reviewed the books of account maintained by the company pursuant to the Rules made by the Central Government for the maintenance of cost records under section 148 of the Act, and are of the opinion that prima-facie, the prescribed accounts and records have been made and maintained.
- vii.
 - a) According to the information and explanations given to us and on the basis of our examination of the records, the Company, is generally regular in depositing undisputed statutory dues including provident fund, income-tax, sales tax, value added tax, duty of customs, employees' state insurance, duty of excise, service tax, Goods and service tax, cess and other material statutory dues to the appropriate authorities.
 - b) There were no undisputed amounts payable in respect of employees' state insurance, income-tax, sales tax, goods and service tax, service tax, provident Fund, customs duty, excise duty, value added tax, cess and other material statutory dues in arrears as at year end for a period of more than six months from the date they became payable.

- c) According to the information and explanations given to us by the Company and on the basis of our examination of the books of account and the record, there are no dues of Income Tax, Sales Tax, Service Tax, Goods and service tax, provident Fund, Duty of Customs, Duty of Excise and Value added tax outstanding on account of any dispute.

- viii. Based on our audit procedures and as per the information and explanations given by the management, we are of the opinion that the Company has not defaulted in repayment of loans to Banks, except for an instance mentioned below, where delay in payment was observed.

Particulars	Amount & Due Date	Period of Delay
Axis Bank, Vehicle Loan	Rs 3,31,981 – 1 st Jan, 2021	6 Days

Further, there are no outstanding loans or borrowings from any financial institutions, Government and debenture holders.

- ix. The Company has not raised money through initial public offer or further public offer (including debt instruments). In our opinion and according to the information and explanations given to us and based on the documents and records examined by us on an overall basis, the term loans obtained by the Company were applied for the purpose for which the loans were obtained.
- x. According to the information and explanations given to us, no material fraud by the Company or on the Company by its officers or employees has been noticed or reported during the course of our audit.
- xi. According to the information and explanation given to us, the Company has paid / provided for managerial remuneration in accordance with requisite approvals mandated by the provisions of Section 197 read with Schedule V to the Act.
- xii. In our opinion and according to the information and explanations given to us, the Company is not a Nidhi Company. Accordingly, paragraph 3(xii) of the Order is not applicable.
- xiii. According to the information and explanations given to us and based on our examination of the records of the Company, transactions with the Related Parties are in compliance with sections 177 and 188 of the Act where applicable and details of such transactions have been disclosed in the standalone Financial Statements as required by the applicable Indian Accounting Standards.
- xiv. According to the information and explanations given to us and based on our examination of the records of the Company, the Company has not made any preferential allotment or private placement of shares or fully or partly convertible debentures during the year.
- xv. According to the information and explanations given to us and based on our examination of the records of the Company, the Company has not entered into non-cash transactions with directors or persons connected with them. Hence, the provision of section 192 of the Act are not applicable.



34th ANNUAL REPORT 2020-2021

xvi. The Company is not required to be registered under section 45-IA of the Reserve Bank of India Act 1934.

for **BATLIBOI & PUROHIT**

Chartered Accountants

Firm Reg. No.: 101048W

Kaushal Mehta

Partner

Membership No: 111749

Place : Mumbai

Date : 29th June, 2021

ICAI UDIN : 21111749AAAAEW2828

Annexure - B to the Auditors' Report

(referred to in paragraph 2 under 'Report on Other Legal and regulatory requirements' section of our report to the members of the Company of even date)

Report on the Internal Financial Controls under Clause (i) of Sub-section 3 of Section 143 of the Companies Act, 2013 ("the Act")**Opinion**

We have audited the Internal Financial Controls over financial reporting of Weizmann Limited ("the Company") as of 31 March 2021 in conjunction with our audit of standalone Ind AS Financial Statements of the Company for the year ended on that date.

In our opinion, the Company has, in all material respects, adequate internal financial controls with reference to standalone financial statements and such internal financial controls were operating effectively as at 31 March 2021, based on the internal financial controls with reference to standalone financial statements criteria established by the Company considering the essential components of internal control stated in the Guidance Note on Audit of Internal Financial Controls Over Financial Reporting issued by the Institute of Chartered Accountants of India (the "Guidance Note")

Management's Responsibility for Internal Financial Controls

The Company's management is responsible for establishing and maintaining Internal Financial Controls based on the Internal Control over Financial Reporting criteria established by the Company considering the essential components of Internal Control stated in the Guidance Note on Audit of Internal Financial Controls over Financial Reporting issued by the Institute of Chartered Accountants of India ('ICAI'). These responsibilities include the design, implementation and maintenance of adequate internal financial controls that were operating effectively for ensuring the orderly and efficient conduct of its business, including adherence to company's policies, the safeguarding of its assets, the prevention and detection of frauds and errors, the accuracy and completeness of the accounting records, and the timely preparation of reliable financial information, as required under the Companies Act, 2013.

Auditors' Responsibility

Our responsibility is to express an opinion on the Company's Internal Financial Controls over Financial Reporting based on our audit. We conducted our audit in accordance with the Guidance Note on Audit of Internal Financial Controls over Financial Reporting (the "Guidance Note") and the Standards on Auditing, issued by ICAI and deemed to be prescribed under section 143(10) of the Companies Act, 2013, to the extent applicable to an Audit of Internal Financial Controls, both applicable to an Audit of Internal Financial Controls and, both issued by the Institute of Chartered Accountants of India. Those Standards and the Guidance Note require that we comply with ethical requirements and plan and perform the audit to obtain Reasonable Assurance about whether adequate Internal Financial Controls over Financial Reporting was established and maintained and if such controls operated effectively in all material respects.

Our audit involves performing procedures to obtain audit evidence about the adequacy of the Internal Financial Controls system over Financial Reporting and their operating effectiveness. Our audit of Internal Financial Controls over Financial Reporting included obtaining an understanding of Internal Financial Controls over Financial Reporting, assessing the risk that a material weakness exists, and testing and evaluating the design and operating effectiveness of Internal Control based on the assessed risk. The procedures selected depend on the Auditor's Judgment, including the assessment of the risks of material misstatement of the Ind AS Financial Statements, whether due to fraud or error.

We believe that the audit evidence we have obtained is sufficient and appropriate to provide a basis for our

audit opinion on the Company's Internal Financial Controls system over Financial Reporting.

Meaning of Internal Financial Controls over Financial Reporting

A company's Internal Financial Control over Financial Reporting is a process designed to provide reasonable assurance regarding the reliability of Financial Reporting and the preparation of Financial Statements for external purposes in accordance with generally accepted Accounting Principles. A company's Internal Financial Control over Financial Reporting includes those policies and procedures that (1) pertain to the maintenance of records that, in reasonable detail, accurately and fairly reflect the transactions and dispositions of the assets of the company; (2) provide reasonable assurance that transactions are recorded as necessary to permit preparation of Financial Statements in accordance with generally accepted accounting principles, and that receipts and expenditures of the company are being made only in accordance with authorisations of management and directors of the company; and (3) provide reasonable assurance regarding prevention or timely detection of unauthorised acquisition, use, or disposition of the company's assets that could have a material effect on the Financial Statements.

Inherent Limitations of Internal Financial Controls Over Financial Reporting

Because of the inherent limitations of internal financial controls over financial reporting, including the possibility of collusion or improper management override of controls, material misstatements due to error or fraud may occur and not be detected. Also, projections of any evaluation of the internal financial controls over financial reporting to future periods are subject to the risk that the internal financial control over financial reporting may become inadequate because of changes in conditions, or that the degree of compliance with the policies or procedures may deteriorate.

for **BATLIBOI & PUROHIT**

Chartered Accountants

Firm Reg. No.: 101048W

Kaushal Mehta

Partner

Membership No: 111749

Place : Mumbai

Date : 29th June, 2021

ICAI UDIN : 21111749AAAAEW2828

Weizmann Limited

Audited Standalone Balance Sheet As At 31st March, 2021

(Rs in Lakhs)

Particulars	Note No	As at 31.03.2021	As at 31.03.2020
ASSETS			
Non-Current Assets			
a Property, Plant and Equipment	2	2,927.62	2,324.17
b Right of Use Assets	2A	8.91	1.66
c Capital Work in Progress		-	159.07
d Financial Assets			
(i) Investments	3	2,900.77	3,179.73
(ii) Loans & Advances	4	-	-
(iii) Others	5	161.40	250.79
e Income Tax Assets (Net)	6	110.71	148.33
f Other non-current assets	7	433.18	593.18
Total Non-Current Assets		6,542.59	6,656.93
Current Assets			
a Inventories	8	1,033.79	711.00
b Financial Assets			
(i) Equity instruments held for trading	9	0.61	52.95
(ii) Trade Receivables	10	1,813.51	1,264.51
(iii) Cash and cash equivalents	11	86.96	129.57
(iv) Bank balances other than (iii) above	12	36.57	70.61
(v) Loans	13	12.85	17.08
c Other current assets	14	778.20	493.56
Total Current Assets		3,762.49	2,739.28
Total Assets		10,305.08	9,396.20
EQUITY AND LIABILITIES			
Equity			
a Equity Share capital	15	1,727.15	1,727.15
b Other Equity	16	4,256.74	3,821.06
Total Equity		5,983.89	5,548.21
LIABILITIES			
Non-Current Liabilities			
a Financial Liabilities			
(i) Borrowings	17	29.43	79.16
(ii) Other financial liabilities	18	12.00	12.00
b Provisions	19	3.69	-
c Deferred tax liabilities (Net)	20	160.35	156.47
TOTAL Non Current Liabilities		205.47	247.63
Current Liabilities			
a Financial Liabilities			
(i) Borrowings	21	1,556.23	1,753.05
(ii) Lease Liabilities (Ind AS 116)		9.02	1.72
(iii) Trade payables			
Micro & Small Enterprises		-	-
Other than Micro & Small Enterprises	22	2,018.51	1,592.04
(iv) Other financial liabilities	23	138.45	142.07
b Other current liabilities	24	371.56	89.29
c Provisions	25	21.95	22.19
d Current Tax Liabilities (Net)		-	-
TOTAL Current Liabilities		4,115.72	3,600.36
Total Equity and Liabilities		10,305.08	9,396.20
The accompanying notes form an integral part of the standalone financial statements		1-44	

As per our report of even date attached

For and on behalf of the Board

For Batliboi & Purohit
Chartered Accountants
Firm Reg. No 101048W

Dharmendra Gulabchand Siraj
DIN: 00025543
Chairman

Kaushal Mehta
(Partner)
Membership No: 111749

Neelkamal Vrajlal Siraj
Vice-Chairman & Managing Director
DIN: 00021986

Prakash Mewara
Chief Financial Officer

Place : Mumbai
Dated : 29th June 2021

Ami Purohit
Company Secretary

WEIZMANN LIMITED
AUDITED STANDALONE STATEMENT OF PROFIT AND LOSS FOR THE YEAR ENDED 31st March, 2021

(Rs in Lakhs)

	INCOME	NOTES	Year Ended 31 .03. 2021	Year Ended 31 .03. 2020
I	Revenue from Operations	26	9,761.58	9,635.05
II	Other Income	27	66.66	13.18
III	Total Income (I + II)		9,828.24	9,648.23
IV	EXPENSES			
	(a) Cost of Materials Consumed	28	3,734.52	3,548.39
	(b) Changes in Inventories of Finished goods, Work-in-Progress and Stock-in-Trade	29	23.65	54.00
	(c) Direct Operating & Manufacturing Expenses	30	707.22	703.48
	(d) Employee Benefits Expense	31	762.58	734.07
	(e) Finance Costs	32	128.69	45.73
	(f) Depreciation and Amortisation Expense	2	311.14	240.95
	(g) Power & Fuel		1,327.61	1,409.69
	(h) Job Work Charges		1,341.96	1,043.14
	(i) Other Expenses	33	732.32	1,266.67
	Total Expenses (IV)		9,069.69	9,046.12
V	Profit / (Loss) before Exceptional Items and Tax (III - IV)		758.55	602.11
VI	Exceptional Items		-	-
VII	Profit / (Loss) before Tax (V - VI)		758.55	602.11
VIII	Tax Expense:			
	(a) Current Tax Expense		187.00	155.28
	(b) Tax Expense Relating to Earlier Year's		59.06	-
	(c) Deferred Tax		20.23	14.75
IX	Profit / (Loss) for the year		492.26	432.08
X	Other Comprehensive Income			
	A) Items that will not be reclassified to profit or loss			
	Net Gain/(Loss) Of Fair Value - Equity Instruments		(70.80)	334.31
	Income Tax effect on above		15.76	(77.88)
	Re-measurement Gains/(Losses) on defined benefit plans		(2.14)	5.91
	Income Tax effect on above		0.60	(1.72)
	Sub Total		(56.58)	260.62
	B) Items that will be reclassified to profit or loss		-	-
XI	Total Comprehensive Income for the year		435.68	692.70
XII	Earnings Per Equity Share (of ` 10 /- each)	36		
	Basic		2.85	2.50
	Diluted		2.85	2.50
	The accompanying notes form an integral part of the standalone financial statements.	1-44		

As per our report of even date attached

For and on behalf of the Board

For Batliboi & Purohit

Chartered Accountants
Firm Reg. No 101048W

Dharmendra Gulabchand Siraj

DIN: 00025543

Chairman

Kaushal Mehta

(Partner)
Membership No: 111749

Neelkamal Vrajlal Siraj

Vice-Chairman & Managing Director
DIN: 00021986

Prakash Mewara

Chief Financial Officer

Place : Mumbai

Dated : 29th June 2021

Ami Purohit

Company Secretary

Weizmann Limited
STANDALONE STATEMENT OF CHANGES IN EQUITY FOR THE YEAR ENDED 31ST MARCH, 2021

Rs in lakhs (except No of Shares)

A. Equity share capital	No. of Shares	Amount
Balance at April 1, 2019	1,72,71,536	1,727.15
Changes in equity share capital during the year	-	-
Balance at March 31, 2020	1,72,71,536	1,727.15
Changes in equity share capital during the year	-	-
Balance at March 31, 2021	1,72,71,536	1,727.15

Particular	Reserves and surplus				Items Of Other Comprehensive Income		Total Other Equity
	Retained earnings	Capital Reserve on amalgamation	General Reserve	Total	Equity Instruments through Other Comprehensive Income	Total	
Balance at 1st April 2019	4,758.21	49.75	876.10	5,684.06	(369.39)	(369.39)	5,314.67
Profit/ (Loss) for the year	432.08	-	-	432.08	-	-	432.08
Other Comprehensive Income for the year					256.45	256.45	256.45
Re-measurement Gains/(Losses) on defined benefit plans	4.19	-	-	4.19	-	-	4.19
Final Dividend and Tax thereon	(2,186.34)	-	-	(2,186.34)	-	-	(2,186.34)
Transfer to retained earnings	(134.20)	-	-	(134.20)	134.20	134.20	-
Balance as at 31st March 2020	2,873.94	49.75	876.10	3,799.79	21.26	21.26	3,821.05
Profit/ (Loss) for the year	492.26	-	-	492.26	-	-	492.26
Other Comprehensive Income for the year					(55.03)	(55.03)	(55.03)
Re-measurement Gains/(Losses) on defined benefit plans	(1.54)	-	-	(1.54)	-	-	(1.54)
Transfer to retained earnings on sale of Investments.	-	-	-	-	-	-	-
Balance as at 31st March 2021	3,364.66	49.75	876.10	4,290.51	(33.77)	(33.77)	4,256.74

As per our report of even date attached

For and on behalf of the Board

For Batliboi & Purohit
Chartered Accountants
Firm Reg. No 101048W

Dharmendra Gulabchand Siraj
DIN: 00025543
Chairman

Kaushal Mehta
(Partner)
Membership No: 111749

Neelkamal Vrajlal Siraj
Vice-Chairman & Managing Director
DIN: 00021986

Prakash Mewara
Chief Financial Officer

Place : Mumbai
Dated : 29th June 2021

Ami Purohit
Company Secretary

Weizmann Limited
STANDALONE STATEMENT OF CASH FLOWS FOR THE YEAR ENDED 31ST MARCH, 2021

(Rs in Lakhs)

Particulars	31.03.2021	31.03.2020	
Net Profit / (Loss) before exceptional items and tax		758.55	602.11
Adjustments for:			
Depreciation and amortisation	311.14		240.95
(Profit) / Loss on Sale / Write off of Assets	4.55		5.12
Finance Costs	128.69		45.73
Interest Income	(3.95)		(17.62)
Dividend Income	(0.76)		(2.17)
(Profit)/Loss on Sale of Securities/Investments	(30.16)		31.79
Rental Income from Investment Properties	(5.60)		(6.80)
Liabilities / Provisions no longer required written back	(8.25)		(18.38)
Operating Profit / (Loss) before changes in Assets & Liabilities		395.66	278.62
Operating Profit / (Loss) before Working Capital Changes		1,154.21	880.73
Changes in working capital:			
Adjustments for (Increase) / Decrease in Operating Assets:			
Inventories	(322.79)		26.95
Trade Receivables	(549.00)		(34.14)
Short-Term Loans and Advances	4.23		47.11
Long-Term Loans and Advances	89.39		137.65
Other Current Assets	(124.65)		(136.48)
Bank Deposits	34.04		16.87
Adjustments for Increase / (Decrease) in Operating liabilities:			
Trade Payables	426.46		(640.66)
Other Current Liabilities	286.85		(255.94)
Short-Term Provisions	(2.38)		8.92
Long-Term Provisions	3.62		(4.87)
Cash Generated from Operations		(154.16)	(834.59)
Net Income Tax (Paid) / Refunds		1,000.05	46.15
Net Cash Flow from / (used in) Operating Activities (A)		(208.38)	(207.56)
B. Cash Flow from Investing Activities		791.67	(161.41)
Purchase of Fixed Assets, including Capital work in progress	(706.44)		(317.67)
Proceeds from Sale/Discarded of Fixed Assets	3.50		1.76
Purchase of long-term investments	17.09		-
Proceeds from Sale of Long-Term Investments	191.07		1,298.54
Proceeds from sale of Equity Instruments for Trading	82.50		18.96
Interest Received	3.95		17.62
Dividend Received	0.76		2.17
Rental Income from Investment Properties	5.60		6.80
Net Cash Flow from / (used in) Investing Activities (B)		(401.97)	1,028.18
C. Cash Flow from Financing Activities			
Long-term borrowings	(49.73)		(60.43)
Short-Term Borrowings	(196.82)		1,683.71
Other Long-Term Liabilities	-		(138.00)
Principal payment of Leases	(59.70)		(63.80)
Finance Cost	(126.06)		(40.13)
Dividend Paid	-		(1,813.51)
Tax on Dividend	-		(372.83)
Net Cash Flow from / (used in) Financing Activities (C)		(432.31)	(804.99)
Net increase / (decrease) in Cash and Cash Equivalents (A+B+C)		(42.61)	61.77
Cash and Cash Equivalents at the Beginning of the Period		129.57	67.80
Cash and Cash Equivalents at the End of the Period		86.96	129.57
Reconciliation of Cash and Cash Equivalents with the Balance Sheet:			
Cash and Cash Equivalents at the End of the Year *			
* Comprises:			
(a) Cash on Hand	7.70		4.74
(b) Cheques, Drafts on Hand			
(c) Balances with Banks			
(i) In Current Accounts	79.26	86.96	124.83
			129.57

As per our report of even date attached

For and on behalf of the Board

For Batliboi & Purohit
Chartered Accountants
Firm Reg. No 101048W

Dharmendra Gulabchand Siraj
DIN: 00025543
Chairman

Kaushal Mehta
(Partner)
Membership No: 111749

Neelkamal Vrajlal Siraj
Vice-Chairman & Managing Director
DIN: 00021986

Prakash Mewara
Chief Financial Officer

Place : Mumbai
Dated : 29th June 2021

Ami Purohit
Company Secretary

Weizmann Limited
Notes to Standalone Financial Statements for the year ended 31.03.2021

Note No : 1 Corporate Information and Significant Accounting Policies, judgments etc.

1.1 CORPORATE INFORMATION

Weizmann Limited ("the Company") is a Company domiciled in India, with its registered office situated at Empire House, 214, D.N. Road, Ent. A.K Nayak Marg, Fort, Mumbai 400001. The Company has been incorporated under the provision of Indian Companies Act and its equity shares are listed on National Stock Exchange and Bombay Stock Exchange in India. The company is primary involved in the business of Textiles.

1.2 BASIS OF PREPARATIONS AND SIGNIFICANT ACCOUNTING POLICIES

A Basis of preparation and presentation

i) Statement of Compliance

The financial statements of the Company have been prepared to comply with the Indian Accounting standards ('Ind AS'), including the rules notified under the relevant provisions of the Companies Act, 2013.

The accounts have been compiled on an accrual system based on principle of going concern.

The Standalone financial statements were authorised for issue by the Company's Board of Directors on 29th June 2021.

ii) Functional and Presentation Currency

Company's financial statements are presented in Indian Rupees, which is also its functional currency. All amounts have been rounded off to 2 decimal places to the nearest lakh and unless otherwise indicated.

iii) Basis of measurement

The financial statements have been prepared on the historical cost basis except for following assets and liabilities which have been measured at fair value amount:

- i) Certain financial assets and liabilities,
- ii) Defined benefit plans - plan assets/liabilities

B Summary of significant accounting policies

a) i) Property, plant and equipment

Property, plant and equipment are stated at cost, net of recoverable taxes, trade discount and rebates less accumulated depreciation and impairment losses, if any. Such cost includes purchase price, borrowing cost and any cost directly attributable to bringing the assets to its working condition for its intended use.

Expenses incurred relating to project, net of income earned during the project development stage prior to its intended use, are considered as pre-operative expenses and disclosed under Capital Work - in - Progress.

ii) Depreciation

Depreciation is calculated on cost of items of property, plant and equipment less their estimated residual values over their estimated useful lives using the straight-line method and is recognised in the statement of profit and loss.

The estimated useful lives of items of property, plant and equipment for the current and comparative periods are as follows:

Assets	Management estimate of useful life	Useful life as per Schedule II of the Companies Act, 2013
Plant and machinery	15 Years	15 Years
Building (Factory)	30 Years	30 Years
Building (Non - Factory)	60 Years	60 Years
Office equipment's	3-5 Years	3-5 Years
Furniture and fixtures	10 Years	10 Years
Vehicles	8 Years	8 Years

Depreciation method, useful lives and residual values are reviewed at each financial year-end and adjusted if appropriate. Based on internal assessment and consequent advice, the management believes that its estimates of useful lives as given above best represent the period over which management expects to use these assets.

Depreciation on additions/disposals is provided on a pro-rata basis i.e. from/up to the date on which asset is ready for use/disposed off.

b) Leases

Assets held under leases that do not transfer to the Company substantially all the risks and rewards of ownership (i.e. operating leases) are not recognized in the Company's Balance Sheet.

Payments made under operating leases are generally recognized in profit or loss on a straight-line basis over the term of the lease unless such payments are structured to increase in line with expected general inflation to compensate for the lessor's expected inflationary cost increases,

As a lessee

Leases of property, plant and equipment where the Company, as lessee, has substantially all the risks and rewards of ownership been classified as finance leases. Finance leases are capitalised at the lease's inception at the fair value of the leased property or, if lower, the present value of the minimum lease payments. The corresponding rental obligations, net of finance charges, are included in borrowings or other financial liabilities as appropriate. Each lease payment is allocated between the liability and finance cost. The finance cost is charged to the profit or loss over the lease period so as to produce a constant periodic rate of interest on the remaining balance of the liability for each period.

Leases in which a significant portion of the risks and rewards of ownership are not transferred to the Company as lessee are classified as operating leases. Payments made under operating leases (net of any incentives received from the lessor) are charged to profit or loss on a straight-line basis over the period of the lease unless the payments are structured to increase in line with expected general inflation to compensate for the lessor's expected inflationary cost increases.

As a lessor

Lease income from operating leases where the Company is a lessor is recognised in income on a straight-line basis over the lease term unless the receipts are structured to increase in line with expected general inflation to compensate for the expected inflation.

c) **Borrowing Cost**

Borrowing costs that are directly attributable to the acquisition or construction of qualifying assets are capitalised as part of the cost of such assets. A qualifying asset is one that necessarily takes substantial period of time to get ready for its intended use.

All other borrowing costs are charged to the Statement of Profit and Loss for the period for which they are incurred.

d) **Inventories**

Items of inventories are measured at lower of cost and net realisable value after providing for obsolescence, if any. Cost of inventories comprises of cost of purchase, cost of conversion and other costs including manufacturing overheads net of recoverable taxes incurred in bringing them to their respective present location and condition.

Cost of raw materials, chemicals, packing materials, components, stores and spares and other products are determined on FIFO basis.

e) **Impairment of non-financial assets**

The Company assesses at each reporting date as to whether there is any indication that any asset or group of assets, called cash generating units may be impaired. If any such indication exists the recoverable amount of an asset or cash generating units is estimated to determine the extent of impairment, if any. When it is not possible to estimate the recoverable amount of an individual asset, the Company estimates the recoverable amount of the cash generating units to which the asset belongs.

If the carrying amount of assets exceeds the recoverable amount on the reporting date, the carrying amount is reduced to the recoverable amount. The recoverable amount is measured as the higher of the net selling price and the value in use determined by the present value of estimated future cash flows.

f) **Provisions and Contingent liabilities**

A provision is recognized if, as a result of a past event, the Company has a present legal or constructive obligation that can be estimated reliably, and it is probable that an outflow of economic benefits will be required to settle the obligation. Provisions are determined by discounting the expected future cash flows at a pre-tax rate that reflects current market assumptions of the time value of money and the risks specific to the liability. The unwinding of discount is recognized as finance cost.

The amount recognized as a provision is the best estimate of the consideration required to settle the present obligation at reporting date, taking into account the risks and uncertainties surrounding the obligation.

When some or all of the economic benefits required to settle a provision are expected to be recovered from a third party, the receivable is recognized as an asset if it is virtually certain that reimbursement will be received and the amount of the receivable can be measured reliably.

A provision for onerous contract is measured at the present value of the lower of the expected cost of terminating the contract and the expected net cost of continuing with the contract.

Contingent liabilities are possible obligations that arise from past events and whose existence will only be confirmed by the occurrence or non-occurrence of one or more future events not wholly within the control of the Company. Where it is not probable that an outflow of economic benefits will be required, or the amount cannot be estimated reliably, the obligation is disclosed as a contingent liability, unless the probability of outflow of economic benefits is remote.

g) **Employee Benefits Expense**

Short Term Employee Benefits : The undiscounted amount of short term employee benefits expected to be paid in exchange for the services rendered by employees are recognised as an expense during the period when the employees render the services.

Post-Employment Benefits :

Defined Contribution Plans - A defined contribution plan is a post-employment benefit plan under which the Company pays specified contributions to a separate entity. The Company makes specified monthly contributions towards Provident Fund. The Company's contribution is recognised as an expense in the Statement of Profit and Loss during the period in which the employee renders the related service.

Defined Benefit Plans - The Company pays gratuity to the employees whoever has completed five years of service with the Company at the time of resignation / superannuation. The gratuity is paid @15 days salary for every completed year of service as per the Payment of Gratuity Act 1972 or otherwise contractually agreed with the employees.

The gratuity liability amount is contributed to the approved gratuity fund formed (LIC) exclusively for gratuity payment to the employees. The gratuity fund has been approved by Income Tax authorities.

The liability in respect of gratuity and other post-employment benefits is calculated using the Projected Unit Credit Method and spread over the period during which the benefit is expected to be derived from employees' services.

Re-measurement of defined benefit plans in respect of post-employment are charged to the Other Comprehensive Income.

h) **Tax Expenses**

Income tax comprises of current and deferred tax. It is recognised in profit or loss except to the extent that it relates to a business combination or to an item recognised directly in equity or in other comprehensive income.

Current tax

Current tax comprises the expected tax payable or receivable on the taxable income or loss for the year and any adjustment to the tax payable or receivable in respect of previous years. The amount of current tax reflects the best estimate of the tax amount expected to be paid or received after considering the uncertainty, if any related to income taxes. It is measured using tax rates (and tax laws) enacted or substantively enacted by the reporting date.

Deferred tax

Deferred tax is recognised in respect of temporary differences between the carrying amounts of assets and liabilities for financial reporting purposes and the corresponding amounts used for taxation purposes. Deferred tax is also recognised in respect of carried forward tax losses and tax credits.

Deferred tax assets are recognised to the extent that it is probable that future taxable profits will be available against which they can be used.

Deferred tax assets recognised or unrecognised are reviewed at each reporting date and are recognised / reduced to the extent that it is probable / no longer probable respectively that the related tax benefit will be realised.

Deferred tax is measured at the tax rates that are expected to apply to the period when the asset is realised or the liability is settled, based on the laws that have been enacted or substantively enacted by the reporting date.

The measurement of deferred tax reflects the tax consequences that would follow from the manner in which the Company expects, at the reporting date, to recover or settle the carrying amount of its assets and liabilities.

The Company offsets, the current tax assets and liabilities (on a year on year basis) and deferred tax assets and liabilities, where it has a legally enforceable right and where it intends to settle such assets and liabilities on a net basis.

i) Foreign currencies transactions

Transactions in foreign currencies are initially recorded by the company at their functional currency spot rates at the date of the transaction. Monetary assets and liabilities denominated in foreign currency are translated at the functional currency spot rates of exchange at the reporting date. Exchange differences that arise on settlement of monetary items or on reporting at each balance sheet date of the Company's monetary items at the closing rates are recognised as income or expenses in the period in which they arise. Non-monetary items which are carried at historical cost denominated in a foreign currency are reported using the exchange rates at the date of transaction. Non-monetary items measured at fair value in a foreign currency are translated using the exchange rates at the date when the fair value is determined.

j) Revenue recognition

The Company has adopted Ind AS 115 - 'Revenue from contracts with customers' with effect from April 01, 2018. Revenue from the sale of goods in the course of ordinary activities is recognised at the 'transaction price' when the goods are 'transferred' to the customer. The 'transaction price' is the amount of consideration to which the Company expects to be entitled in exchange for transferring promised goods to a customer, excluding amounts collected on behalf of third parties (for example, goods and service tax). The consideration promised in a contract with a customer may include fixed amounts, variable amounts, or both. The goods are considered as 'transferred' when the customer obtains control of those goods.

Revenue from services are recognised in the accounting period in which service are rendered. For fixed price contracts, revenue is recognised based on actual services provided to the end of the reporting period as a proportion of the total services to be provided.

Dividend income is recognised when the right to receive payment is established and known.

There is no impact on account of applying the Ind AS 115 Revenue from contract with customers instead of erstwhile Ind AS 18 Revenue on the financials Statements of the Company for the year ended and as at March 31, 2021.

Interest Income - Interest income is recognised using Effective Interest Rate (EIR) method.

Income on Inter Corporate Deposits is accounted for on time accrual basis.

It is the policy of the company to provide for all income and expenses on accrual basis.

Dividend Income - Revenue is recognised when the Company's right to receive the payment has been established.

k) Financial instruments

i) Financial Assets

a) Recognition and measurement

All financial assets and liabilities are initially recognized at fair value. Transaction costs that are directly attributable to the acquisition or issue of financial assets and financial liabilities, which are not at fair value through profit or loss, are adjusted to the fair value on initial recognition. Purchase and sale of financial assets are recognised using trade date accounting.

A Financial asset is measured at amortized cost if it is held with objective to hold the asset in order to collect contractual cash flows as and when due.

A financial assets is measured at FVTOCI if it is held with an objective to achieve collecting contractual cash flows as and when due and selling financial assets.

A financial assets which is not classified under any of the above categories are measured at FVTPL.

b) Investment in Associates

The Company has accounted for its investments in associates at cost.

c) Other Equity Investments

All other equity investments and equity instruments held for trading are measured at fair value, with value changes recognised in Statement of Profit and Loss, except for those equity investments for which the Company has elected to present the value changes in 'Other Comprehensive Income'.

d) Investment in Bonds

The Company has accounted for its investments in Bonds at amortised cost.

e **Impairment of financial assets**

For trade receivables Company applies 'simplified approach' which requires expected lifetime losses to be recognised from initial recognition of the receivables. The Company uses historical default rates to determine impairment loss on the portfolio of trade receivables. At every reporting date these historical default rates are reviewed and changes in the forward looking estimates are analysed.

f **De-recognition**

The Company derecognises a financial asset when the contractual rights to the cash flows from the financial asset expire, or it transfers the right to receive the contractual cash flows in a transaction in which substantially all of the risks and rewards of ownership of the financial assets are transferred or in which the Company neither transfers nor retains substantially all of the risks and rewards of ownership and does not retain control of the financial asset.

If the Company enters into transactions whereby it transfers assets recognised on its balance sheet but retains either all or substantially all of the risks and rewards of the transferred assets, the transferred assets are not derecognised.

ii) **Financial liabilities**

Recognition and measurement - All financial liabilities are recognized at fair value and in case of loans, net of directly attributable cost. Fees of recurring nature are directly recognised in the Statement of Profit and Loss as finance cost. For trade and other payables maturing within one year from the balance sheet date, the carrying amounts approximate fair value due to the short maturity of these instruments.

De-recognition

The Company derecognises a financial liability when its contractual obligations are discharged or cancelled or expire.

The Company also derecognises a financial liability when its terms are modified and the cash flows under the modified terms are substantially different. In this case, a new financial liability based on the modified terms is recognised at fair value. The difference between the carrying amount of the financial liability extinguished and a new financial liability with modified terms is recognised in the statement of profit and loss.

iii) **Offsetting**

Financial assets and financial liabilities are offset and the net amount presented in the balance sheet when, and only when, the Company currently has a legally enforceable right to set off the amounts and it intends either to settle them on a net basis or realise the asset and settle the liability simultaneously.

l) **Cash and Cash Equivalents**

Cash and Cash Equivalents consist of cash on hand, cash at banks, demand deposits from banks and short term, highly liquid instruments.

m) **Earnings per share**

Basic earnings per share are calculated by dividing the net profit or loss for the year attributable to equity shareholders by the weighted average number of equity shares outstanding during the period.

Diluted earnings per share are computed by dividing the profit after tax as adjusted for dividend, interest and other charges to expense or income (net of any attributable taxes) relating to the dilutive potential equity shares, by the weighted average number of equity shares considered for deriving basic earnings per share and the weighted average number of equity shares which could have been issued on conversion of all dilutive potential equity shares.

n) **Classification of current/ non current assets and liabilities**

All assets and liabilities are presented as current or non current as per the Company's normal operating cycle and other criteria set out in Schedule III of the Companies Act, 2013 and Ind AS 1 Presentation of financial statements. Based on the nature of products and the time between the acquisition of assets for processing and their realisation, the Company has ascertained its operating cycle as 12 months for the purpose of current/non current classification of assets and liabilities.

o) **Measurement of fair values**

A number of the Company's accounting policies and disclosures require the measurement of fair values, for both financial assets and liabilities.

The Company has an established control framework with respect to the measurement of fair values.

Fair values are categorised into different levels in a fair value hierarchy based on the inputs used in the valuation techniques as follows.

Level 1: quoted prices (unadjusted) in active markets for identical assets or liabilities.

Level 2: inputs other than quoted prices included in Level 1 that are observable for the asset or liability, either directly (i.e. as prices) or indirectly (i.e. derived from prices).

Level 3: inputs for the asset or liability that are not based on observable market data (unobservable inputs).

When measuring the fair value of an asset or a liability, the Company uses observable market data as far as possible. If the inputs used to measure the fair value of an asset or a liability fall into different levels of the fair value hierarchy, then the fair value measurement is categorised in its entirety in the same level of the fair value hierarchy as the lowest level input that is significant to the entire measurement.

The Company recognises transfers between levels of the fair value hierarchy at the end of the reporting period during which the change has occurred.

p) **Cash flow statement**

Cash flows are reported using the indirect method, whereby profit for the period is adjusted for the effects of transactions of a non-cash nature, any deferrals or accruals of past or future operating cash receipts or payments and item of income or expenses associated with investing or financing cash flows. The cash flows from operating, investing and financing activities of the Company are segregated. The company considers all highly liquid investments that are readily convertible to known amounts of cash to be cash equivalents.

1.3 ACCOUNTING JUDGEMENTS AND ESTIMATION OF UNCERTAINTY

- a. Depreciation and useful lives of property plant and equipment
Property, plant and equipment are depreciated over their estimated useful lives, after taking into account estimated residual value. Management reviews the estimated useful lives and residual values of the assets annually in order to determine the amount of depreciation to be recorded during any reporting period. The useful lives and residual values are based on the Company's historical experience with similar assets. The depreciation for future periods is revised if there are significant changes from previous estimates.
- b. Recoverability of trade receivable
Judgements are applied in assessing the recoverability of overdue trade receivables and determining whether a provision against those receivables is required.
- c. Provisions
Provisions and liabilities are recognized in the period when it becomes probable that there will be a future outflow of funds resulting from past operations or events and the amount of cash outflow can be reliably estimated. The carrying amounts of provisions and liabilities are reviewed regularly and revised to take account of changing facts and circumstances.
- d. Defined benefit obligations
The obligation arising from defined benefit plan is determined on the basis of actuarial assumptions. Key actuarial assumptions include discount rate, trends in salary escalation, actuarial rates and life expectancy. The discount rate is determined by reference to market yields at the end of the reporting period on government bonds. The period to maturity of the underlying bonds correspond to the probable maturity of the post-employment benefit obligations.

1.4 RECENT AMENDMENTS TO INDIAN ACCOUNTING STANDARDS

- a. Ind AS 103 - Business Combinations
The definition of the term "business" has been revised. An optional test has been introduced to identify concentration of fair value to permit a simplified assessment of whether an acquired set of activities and assets is not a business. Additional guidance with elements of business and on assessing whether an acquired process is substantive. An entity is required to apply the amendments to business combinations for which the acquisition date is on or after the beginning of the first annual reporting period beginning on or after the 01.04.20 and to asset acquisitions that occur on or after the beginning of that period. There was no impact on the financial statements of the Company on adoption of the above amendments for the year.
- b. Ind AS 107 - Financial Instruments Disclosures
Additional disclosures have been introduced for uncertainties arising from interest rate benchmark reforms consequential to the hedge accounting related amendments in the Ind AS 109 – Financial Instruments. The Company did not have any transactions during the year to which these amendments were applicable.
- c. Ind AS 109 - Financial Instruments
Temporary exceptions from applying specific hedge accounting requirements have been introduced for all hedging relationships directly affected by 'interest rate benchmark reform', (i.e. the market-wide reform of an interest rate benchmark, including the replacement of an interest rate benchmark with an alternative benchmark rate). This amendment is effective for annual reporting periods beginning on or after 1 April 2020. The Company did not have any transactions during the year to which these amendments were applicable.
- d. Ind AS 116 - Leases
A Practical expedient has been allowed to permit lessees to exclude COVID-19 related rent concessions to be treated as a lease modification. This amendment is applicable to the Company from annual reporting periods beginning on or after 1 April 2020. There were no rent concessions during the year and accordingly, there was no impact on the financial statements of the Company on adoption of the above amendments for the year.
- e. Ind AS 1 - Presentation of Financial Statement and Ind AS 8 - Accounting Policies, Changes in Accounting Estimates and Errors (and Consequential Amendments to Other Ind AS)
The definition of the term "material" has been revised and is applicable prospectively for annual periods beginning on or after 01.04.20. Consequent to the revised definition of "material", certain amendments were also notified in the Ind AS 10 - Events after the Reporting Period, Ind AS 34 - Interim Financial Reporting and Ind AS 37 - Provisions, Contingent Liabilities and Contingent Assets. There was no impact on the financial statements of the Company on adoption of this amendment for the year

1.5 STANDARDS ISSUED BUT NOT YET EFFECTIVE

As on the date of approval of these financial statements, there were no new standards or amendments which have been notified but not yet adopted by the Company and expected to have any material impact on the financial statements of the Company.

Weizmann Limited

Notes to the Standalone Financial Statements for the year ended 31st March 2021
Note No : 2 Property, Plant and Equipment

(Rs in Lakhs)

Description	GROSS BLOCK				DEPRECIATION				NET BLOCK	
	As at 1.4.2020	Adjustments/ Additions	Adjustments/ Deductions	As at 31.03.2021	As at 1.4.2020	For the Year	Adjustments/ Deductions	As at 31.03.2021	As at 31.03.2021	As at 1.4.2020
a) Land - Freehold	435.89	-	-	435.89	-	-	-	-	435.89	435.89
b) Buildings										
Factory	754.85	164.47	-	919.32	560.18	51.37	-	611.54	307.78	194.67
Non- Factory	37.43	222.53	-	259.96	14.91	0.92	-	15.83	244.13	22.52
c) Plant and Machinery	2,886.08	475.78	(57.10)	3,304.76	1,523.26	148.02	(49.05)	1,622.23	1,682.53	1,362.82
d) Office Equipment	17.30	1.57	-	18.87	14.55	1.25	-	15.80	3.07	2.75
e) Furniture and Fixtures	261.12	1.16	-	262.28	220.30	6.26	-	226.56	35.72	40.82
f) Vehicles	331.37	-	-	331.37	66.67	46.20	-	112.87	218.50	264.70
Total	4,724.04	865.51	(57.10)	5,532.45	2,389.87	252.02	(49.05)	2,602.84	2,929.61	2,874.17

Note : 2A Right of Use Assets

Description	GROSS BLOCK				DEPRECIATION				NET BLOCK	
	As at 1.4.2020	Adjustments/ Additions	Adjustments/ Deductions	As at 31.03.2021	As at 1.4.2020	For the Year	Adjustments/ Deductions	As at 31.03.2021	As at 31.03.2021	As at 1.4.2020
a) Right to Use (Ind As116)	59.92	70.69	(12.64)	117.97	58.26	57.12	(6.32)	109.06	8.91	1.66

Weizmann Limited

Notes to the Standalone Financial Statements for the year ended 31st March 2020
Note No : 2 Property, Plant and Equipment

Description	GROSS BLOCK				DEPRECIATION				NET BLOCK	
	As at 1.4.2019	Adjustments/ Additions	Adjustments/ Deductions	As at 31.03.2020	As at 1.4.2019	For the Year	Adjustments/ Deductions	As at 31.03.2020	As at 31.03.2020	As at 1.4.2019
a) Land - Freehold	435.89	-	-	435.89	-	-	-	-	435.89	435.89
b) Buildings										
Factory	754.85	-	-	754.85	543.23	16.95	-	560.18	194.67	211.62
Non- Factory	37.43	-	-	37.43	14.30	0.61	-	14.91	22.52	23.13
c) Plant and Machinery	2,749.73	156.88	(20.53)	2,886.08	1,420.32	116.93	(13.98)	1,523.26	1,362.82	1,329.41
d) Office Equipment	16.77	0.53	-	17.30	13.24	1.31	-	14.55	2.75	3.53
e) Furniture and Fixtures	259.97	1.15	-	261.12	213.17	7.13	-	220.30	40.82	46.80
f) Vehicles	330.73	1.16	(0.52)	331.37	27.11	39.76	(0.19)	66.67	264.70	303.62
Total	4,585.37	159.72	(21.05)	4,724.04	2,231.37	182.69	(14.17)	2,399.87	2,324.17	2,354.00

Note : 2A Right of Use Assets

Description	GROSS BLOCK				DEPRECIATION				NET BLOCK	
	As at 1.4.2019	Adjustments/ Additions	Adjustments/ Deductions	As at 31.03.2020	As at 1.4.2019	For the Year	Adjustments/ Deductions	As at 31.03.2020	As at 31.03.2020	As at 1.4.2019
a) Right of Use Assets (Ind As116)	59.92	-	-	59.92	-	58.26	-	58.26	1.66	59.92

Weizmann Limited
Notes to the Standalone Financial Statements for the year ended 31st March 2021

(Rs in Lakhs)

Particulars	As at 31.03.2021		As at 31.03.2020	
	No of Shares	Amount	No of Shares	Amount
Note No : 3				
NON - CURRENT INVESTMENTS				
A) Investments measured at fair value through OCI investments in Equity instruments (Fully Paid)				
(i) Quoted investments				
Karma Energy Ltd	500	0.09	500	0.09
ICICI Bank	1,000	6.20	-	-
Larsen & Toubro	500	7.61	-	-
Mothersons Sumi Sytems	1,000	2.16	-	-
Suzlon Energy	20,000	1.12	-	-
TOTAL (i)		17.18		0.09
(ii) Unquoted Investments				
Fully paid-up Equity Shares				
MPR Refractories Limited	30	0.02	30	0.02
Saraswat Co-operative Bank Limited	880	0.09	880	0.09
New India Co-Op Bank Ltd	500	0.05	500	0.05
Tapi Energy Projects Limited	15,65,553	171.58	15,65,553	173.46
The Kalyan Janata Sahakari Bank Limited	40	0.01	40	0.01
Weizmann Corporate Services Limited	9,500	28.56	9,500	97.47
Weizmann International Limited	1,000	0.11	1,000	0.11
Zoroastrian Cooperative Bank Limited	500	0.13	500	0.13
TOTAL (ii)		200.55		271.34
Sub Total A (i+ii)		217.73		271.43
B) Investments measured at fair value through P&L				
(i) Investments in Preference shares (Fully Paid)				
Non convertible non cummulative 10% Preference shares Weizmann International Limited-Preference	2,75,000	275.00	5,00,000	500.00
(ii) Investments in Mutual Fund				
HFDC Mutual Fund-Growth Savings Plan	4,594	0.19	4,594	0.19
Sub Total B		275.19		500.19
C) Investments measured at Cost				
Equity instruments of associate Company				
Windia Infrastructure Finance limited	79,13,441	2,400.89	79,13,441	2,400.89
D) Investments measured at Amortised Cost				
Investment in Bonds/ Debentures				
8% IRFC Tax Free Bonds	696	6.96	696	7.22
Total Non Current Investments		2,900.77		3,179.73
Aggregate amount of quoted investments		17.18		0.09
Aggregate amount of unquoted investments		2,883.59		3,179.64

Weizmann Limited
Notes to the Standalone Financial Statements for the year ended 31st March
2021

(Rs in Lakhs)

Particulars	As at 31.03.2021	As at 31.03.2020
Note No : 4		
NON-CURRENT FINANCIAL ASSET - LOANS		
Other Loans	14.04	14.04
Less : - allowance for Doubtful loans	(14.04)	(14.04)
	-	-
Note No : 5		
OTHER NON-CURRENT FINANCIAL ASSETS		
Security Deposits	105.34	172.24
FD with Banks -Maturity more than 12 months	56.06	78.55
	161.40	250.79
Note No : 6		
Income Tax Assets		
Income Tax and Tax Deducted at Source (Net of Provisions)	110.71	148.33
	110.71	148.33
Note No : 7		
OTHER NON-CURRENT ASSETS		
Capital Advances	433.18	593.18
	433.18	593.18
CURRENT ASSETS		
Note No : 8		
INVENTORIES		
(Valued At Lower of Cost and Net Realisation Value)		
Raw Materials	734.10	432.83
Work in Process	194.88	218.53
Packing Materials	29.56	15.76
Consumables / Spares	75.25	43.88
	1,033.79	711.00

Weizmann Limited
Notes to the Standalone Financial Statements for the year ended 31st March 2021

Note No : 9

Equity instruments held for trading

(Rs in Lakhs)

Investments in Equity instruments (Fully Paid) Measured at fair value through Profit and Loss Account

Sr No	Name of Script	No. of Shares	As at 31.03.2021	As at 31.03.2020
1	G.M. Mittal Stainless Steel Ltd	10,000	0.01	0.00
3	ITC Ltd	2,000	-	3.44
4	Lakshmi Vilas Bank Ltd	19,000	-	2.09
5	Larsen & Toubro Ltd	1,500	-	12.11
6	Modi Naturals Ltd	100	0.08	0.02
7	Motherson Sumi System ltd	1,000	-	3.06
8	Smelters (India) Ltd	48,700	0.51	0.51
9	Suzlon Energy Ltd	73,000	-	2.00
10	TCS Ltd	-	-	16.40
11	ICICI Bank	1,000	-	13.30
12	Wipro Limited	5	0.01	0.01
TOTAL			0.61	52.95

Weizmann Limited
Notes to the Standalone Financial Statements for the year ended 31st March 2021

(Rs in Lakhs)

Particulars	As at 31.03.2021	As at 31.03.2020
Note No : 10		
TRADE RECEIVABLES		
[Unsecured]		
Trade receivables		
Trade Receivables-Considered Good, Unsecured	1,813.51	1,264.51
Trade Receivables- With Significant increase in Credit risk	-	
	1,813.51	1,264.51
	1,813.51	1,264.51
Note No : 11		
CASH AND CASH EQUIVALENTS		
Cash on Hand	7.70	4.74
Balance with banks :		
- In Current Account	79.26	124.83
	86.96	129.57
Note No : 12		
OTHER BANK BALANCE		
Fixed Deposits	0.84	0.61
Unclaimed Dividend Account	35.73	70.00
	36.57	70.61
Note No : 13		
CURRENT FINANCIAL ASSETS - LOANS		
Related Parties	-	-
Loans to Others	6.12	4.70
Loans to Staff	6.73	12.38
	12.85	17.08
Note No : 14		
OTHER CURRENT ASSETS		
Advances to Suppliers	57.78	55.92
Advance for Capital Asset	89.25	-
Balances with Revenue Authorities	594.58	412.46
Gratuity Fund-LIC (in Excess of Provision)	8.89	13.16
Other Receivables	13.66	-
Prepaid Expenses	14.04	12.01
	778.20	493.56

Weizmann Limited
Notes to the Standalone Financial Statements for the year ended 31st March 2021

Rs in lakhs (except No of Shares)

	As at 31.03.2021 (Audited)		As at 31.03.2020 (Audited)	
	No of Shares	Amount	No of Shares	Amount
Note No : 15				
SHARE CAPITAL				
Authorised Share Capital				
Equity Shares of Rs 10/- each	3,00,00,000	3,000.00	3,00,00,000	3,000.00
Preference Shares of Rs 100/- each	20,00,000	2,000.00	20,00,000	2,000.00
	3,20,00,000	5,000.00	3,20,00,000	5,000.00
Issued, Subscribed & Paid Up Share Capital				
Equity Shares of Rs 10/- each	1,72,71,536	1,727.15	1,72,71,536	1,727.15
Total	1,72,71,536	1,727.15	1,72,71,536	1,727.15
NOTE [15.1]				
Reconciliation of the number of shares and amount outstanding at the beginning and at the end of the reporting year				
Equity Shares				
At the beginning of the Year	1,72,71,536	1,727.15	1,72,71,536	1,727.15
Issued during the Year	-	-	-	-
Outstanding at the end of the Year	1,72,71,536	1,727.15	1,72,71,536	1,727.15
NOTE [15.2]				
Terms / rights attached to equity shares				
a) The Company has only one class of shares having a par Value of Rs 10/- per Share. Each holder of equity shares is entitled to one vote per share.				
b) In the event of liquidation of the company, the holders of equity shares will be entitled to receive the remaining assets of the company, after distribution of all preferential amounts. The distribution will be in proportion to the number of equity shares held by the shareholders.				
c) The company has not issued any bonus shares or bought back the equity shares nor issued shares for consideration other than cash in the last 5 years immediately preceding the reporting date.				
NOTE [15.3]				
Details of shares held by each shareholder holding more than 5% shares :				
Share Holders	No of Shares	Holding %	No of Shares	Holding %
Anju D Siraj	12,43,103	7.19	12,43,103	7.19
Dharmendra G.Siraj	13,93,020	8.07	12,18,076	7.05
Hansneel Impex Pvt Ltd	34,15,664	19.78	34,15,664	19.78
Kanan A.Khambhatti	11,60,062	6.72	11,60,062	6.72
Meghna P. Doshi	11,38,059	6.59	11,38,059	6.59
Prabhanjan Multitrade Pvt. Ltd	24,74,184	14.33	24,74,184	14.33
Sitex India Private Limited	18,51,517	10.72	18,51,517	10.72

Weizmann Limited
Notes to the Standalone Financial Statements for the year ended 31st March 2021

(Rs in Lakhs)

Particulars	As at 31.03.2021	As at 31.03.2020
Note No : 16		
OTHER EQUITY		
Capital Reserve on Consolidation		
Opening Balance	49.75	49.75
Closing Balance	49.75	49.75
General Reserve		
Opening Balance	876.10	876.10
Closing Balance	876.10	876.10
Retained Earnings		
Opening Balance	2,873.94	4,758.21
Add : Profit / (Loss) for the Year	492.26	432.08
Add : Re-measurement Gains/ (Losses) on defined benefit plans	(1.54)	4.19
Add : Transfer from Other Comprehensive Income	-	(134.20)
Dividend Paid	-	(86.36)
Dividend Distribution Tax	-	(17.75)
Dividend Paid-Interim- Mar 20	-	(1,727.15)
Dividend Distribution Tax-Interim- Mar 20	-	(355.08)
Closing Balance	3,364.66	2,873.94
Other Comprehensive Income (OCI)		
Equity Instruments through Other Comprehensive Income		
Opening Balance	21.26	(369.39)
Add : Movement in OCI (Net) during the year	(55.03)	256.45
Less: Transfer to Retained Earnings on sale of Investments.	-	134.20
Closing Balance	(33.77)	21.26
Total	4,256.74	3,821.06

Weizmann Limited

Notes to the Standalone Financial Statements for the year ended 31st March 2021

(Rs in Lakhs)

Particulars	As at 31.03.2021	As at 31.03.2020
Note No : 17		
NON CURRENT FINANCIAL LIABILITIES		
BORROWINGS		
Secured Loans		
Bank Loans	29.43	79.16
Total	29.43	79.16
[Note 17.1] Details of Secured Loans from :		
<u>Name of Bank</u>	<u>Tenure</u>	
Axis Bank -*48 fixed monthly installments starting from 01/03/2019. Rate of Interest - 9.16%	*48 fixed monthly	28.06
HDFC Bank - *60 fixed monthly installments starting from 26/04/2017. Rate of Interest - 8%	*60 fixed monthly	1.37
HDFC Bank - *60 fixed monthly installments starting from 31/03/2017. Rate of Interest - 9%	*60 fixed monthly	-
		29.43
		79.16
[Note 17.2]		
* For the Current Maturities of Long-Term Borrowings, Refer Note 23 - Other Current financial Liabilities.		
Note No : 18		
NON CURRENT OTHER FINANCIAL LIABILITIES		
Security Deposits	12.00	12.00
Total	12.00	12.00
Note No : 19		
NON CURRENT PROVISIONS		
Provision for Employee Benefits	3.69	-
Leave Encashment	-	-
Gratuity	-	-
Total	3.69	0.00
Note No : 20		
DEFERRED TAX LIABILITIES (NET)		
(For breakup refer Note 35)	160.35	156.47
Total	160.35	156.47

Weizmann Limited

Notes to the Standalone Financial Statements for the year ended 31st March 2021

(Rs in Lakhs)

Particulars	As at 31.03.2021	As at 31.03.2020
Note No : 21		
FINANCIAL LIABILITIES		
BORROWINGS - CURRENT		
Inter Corporate Deposit Taken	1,556.23	1,753.05
Note: Inter Corporate Deposit (ICD) is taken from Tapi Energy Prjjects Limited and carry interest rate of 7% pa. The ICD is repayable on demand.		
Total	1,556.23	1,753.05
Note No : 22		
TRADE PAYABLES		
Micro & Small enterprises	-	-
Other than Micro & Small enterprises	2,018.51	1,592.04
Total	2,018.51	1,592.04
Note No : 23		
OTHER CURRENT FINANCIAL LIABILITIES		
Current Maturities of Long-Term Debt	60.43	60.43
Unclaimed Dividend	35.74	70.00
Other Liabilities	42.28	11.64
Total	138.45	142.07
There are no amounts due and outstanding to be credited to Investors, Education and Protection fund as at 31.03.2020		
Note No : 24		
OTHER CURRENT LIABILITIES		
Statutory Liabilities	28.88	20.68
Advances Received from Customers	342.68	68.61
Total	371.56	89.29
Note No : 25		
PROVISIONS		
Provision : Employee Benefits		
Provision for Bonus	14.65	10.24
Leave Encashment	7.30	11.95
Total	21.95	22.19

Weizmann Limited
Notes to the Standalone Financial Statements for the year ended 31st March 2021

(Rs in Lakhs)

Particulars	Year Ended 31 .03. 2021	Year Ended 31 .03. 2020
Note No : 26		
REVENUE FROM OPERATIONS		
Revenue from Contract with Customers		
Sale of Products (Local)	551.35	1,214.13
Sale of Products (Exports)	136.04	46.75
Sale of Services	9,074.19	8,374.17
Total	9,761.58	9,635.05
Note: No adjustments were required to be made to contract price on account of any discounts, rebates, refunds, price, concessions, incentives, etc for revenue recognition during the year.		
Note No : 27		
OTHER INCOME		
Sale of Securities	82.49	19.59
EPPG REFUND	1.57	-
MEIS Licence Sale	6.96	-
Rent Income	5.60	6.80
Sundry Balances Written Back	8.25	18.38
Interest Income on FD,ICD and Bonds	3.95	12.30
Interest Income on Torrent Deposit	3.31	5.32
Interest on Income Tax Refund	6.10	-
Dividend Income - Current investment	0.76	2.17
Fair Value Gain/(Losses) on FVTPL Equity Instruments	(52.33)	(51.38)
Total	66.66	13.18
Note No : 28		
COST OF MATERIALS CONSUMED		
Opening stock	432.83	407.18
Add: Purchases	4,035.79	3,574.04
	4,468.62	3,981.22
Less: Closing Stock	(734.10)	(432.83)
	3,734.52	3,548.39
Material consumed comprises of :		
Textiles/Fabrics	959.50	1,159.19
Color Chemicals	2,775.02	2,389.20
	3,734.52	3,548.39
Note No : 29		
CHANGES IN INVENTORIES OF FINISHED GOODS, WORK-IN-PROGRESS AND STOCK-IN-TRADE		
Inventories at the end of the year:		
Work-in-progress	194.88	218.53
Inventories at the beginning of the year:		
Work-in-progress	218.53	272.53
Total	23.65	54.00
Note No : 30		
DIRECT, OPERATING AND MANUFACTURING EXPENSES		
Stores and Spares	456.00	441.34
Packing Materials	165.99	153.46
Factory Expenses	85.23	108.68
Total	707.22	703.48

Weizmann Limited
Notes to the Standalone Financial Statements for the year ended 31st March 2021

(Rs in Lakhs)

Particulars	Year Ended 31 .03. 2021	Year Ended 31 .03. 2020
Note No : 31		
EMPLOYEES BENEFIT EXPENSES		
Salaries, Wages and Bonus	688.70	654.62
Director's Remuneration	31.86	50.00
Contributions to provident and other funds	23.80	17.63
Staff Welfare expenses	18.22	11.83
Total	762.58	734.07
Note No : 32		
FINANCE COSTS		
Interest Expenses on :		
Interest on Others	0.04	1.50
Interest on TDS	0.80	0.21
Unwinding of discount on lease liability	2.63	5.60
Interest on Borrowings	125.22	38.42
Total	128.69	45.73
Note No : 33		
OTHER EXPENSES		
Advertisement Expenses	-	400.00
Bad Debts W/off/Provision	-	23.26
CSR Expenses	14.64	14.52
Commission Paid	84.53	75.92
Donation	0.48	104.00
Donation to Political Party	-	-
Director Sitting Fees	1.34	1.76
Freight and Forwarding expenses	277.53	219.03
Insurance Charges	15.38	8.53
Legal and Professional Charges	27.43	30.96
Licence fee	0.50	0.40
Loss on Sale of Fixed Assets	4.55	5.12
Loss on Discarded Fixed Assets	-	-
Loss on Sale Of Securities	7.22	-
Rates and Taxes	9.36	8.90
Repairs and Maintenance - Buildings	42.12	15.40
Repairs and Maintenance - Machinery	144.53	125.03
Repairs and Maintenance - Furniture	0.79	0.42
Repairs and Maintenance - Others	21.30	13.84
Travelling & Conveyance	7.73	77.23
Miscellaneous Expenses	66.14	135.51
Payment to Auditors	6.75	6.84
	732.32	1,266.67
Payment to Auditors		
Statutory Audit	5.55	5.55
Tax Audit	1.20	1.20
For Other Services		0.09
	6.75	6.84

Note No.34**Contingent Liabilities and commitments not provided for in respect of the following:**

(Rs in Lakhs)

Particular	As at 31.03.2021	As at 31.03.2020
Disputed Income Tax Liabilities	-	169.49

Note: It is not practicable for the company to estimate the closure of the above issue and**Note No.35**

a) Deferred Tax

The Breakup of Net deferred tax liability

(Rs in Lakhs)

Movement in deferred tax assets/ liability	Property Plant and Equipment	Fair value of Investments	Others	Total
As at March 31, 2019	186.01	(116.34)	(5.82)	63.84
Charged / (Credited)				
- To profit or loss	10.69	-	4.06	14.75
- To Other comprehensive income	-	77.88	-	77.88
As at March 31, 2020	196.70	(38.46)	(1.77)	156.48
Charged / (Credited)				
- To profit or loss	20.93	0.60	(1.29)	20.23
- To Other comprehensive income	-	(16.36)	-	(16.36)
As at March 31, 2021	217.63	(54.22)	(3.06)	160.35

b) Taxation

(Rs in Lakhs)

Particular	As at 31.03.2021	As at 31.03.2020
Income Tax recognised in statement of Profit and Loss		
Current Tax	187.00	155.28
Deferred Tax	20.23	14.75
Adjustment for tax of earlier years	59.06	-
	266.29	170.03

The Income Tax Expenses for the year can be reconciled to the accounting profit as follows

(Rs in Lakhs)

Particular	Year Ended 31.03.2021	Year Ended 31.03.2020
Profit Before Tax	758.55	602.11
Applicable Tax Rate	27.82%	29.12%
Computed Tax Expenses	211.03	175.34
Tax Effect of :		
Incomes not taxable	(8.39)	(6.34)
Expenses disallowed	4.07	1.55
Recalculation of deferred tax liabilities		0
Others	0.52	(0.52)
Total	207.23	170.03
Adjustment for tax earlier years	59.06	-
Tax Expenses Recognised in the Statement of profit and Loss (including tax adjustment for earlier years)	266.29	170.03

Note No.36**Earning Per Share**

Particular	Year Ended 31.03.2021	Year Ended 31.03.2020
Profit after tax attributable to Equity Share Holders	492.26	432.08
Weighted average number of Shares	1,72,71,536	1,72,71,536
The nominal Value per ordinary share	10.00	10.00
Earning Per Share (Basic & Diluted)	2.85	2.50

Note No: 37**Related Party Disclosures for the year ended 31st March 2021**

In accordance with the "Indian Accounting Standard (IND AS) 24 – Related Party Disclosure" as per Companies (Accounting Standards) Rules, the Company has compiled and certified the required information as stated below:

Related Party and their Relationship**Associates**

Windia Infrastructure Finance Limited

Key Management Personnel	Entities Controlled by Key Management Personnel or his Relatives	Relatives of Key Management Personnel & Directors
Neelkamal V Siraj - Managing Director Prakash Kumar Mewara-CFO	Hansneel Impex Private Limited Parmatma Power Projects Private limited Supportive Insurance brokers Limited Weizmann International Limited Sitex India Private Limited Purvaia projects Limited	Isha Siraj Kanan Ankit Khambhati Meghna Pratik Doshi

Transactions with the related Parties

(Rs in Lakhs)

Nature of Transaction	Enterprise having common control	Associates	Key Management Personal & their relatives	Total
<u>INCOME / RECEIPTS</u>				
Sale of Investments				
Purvaja projects Limited	39.56	-	-	39.56
	-	-	-	-
Sale of Services (Job Work)				
Weizmann International Limited	0.45	-	-	0.45
	-	-	-	-
Interest Income				
Weizmann International Limited	0.79	-	-	0.79
	-	-	-	-
<u>EXPENDITURE/PAYMENTS</u>				
Managerial Remuneration				
N.V.Siraj	-	-	31.86	31.86
	-	-	50.00	50.00
Prakash Mewara (CFO)	-	-	23.04	23.04
	-	-	18.83	18.83
Ami Purohit-CS	-	-	4.17	4.17
	-	-	4.04	4.04
Isha Siraj Kedia	-	-	14.50	14.50
	-	-	23.00	23.00
Kanan Ankit Khambhati	-	-	5.37	5.37
	-	-	5.00	5.00
Meghna Pratik Doshi	-	-	5.37	5.37
	-	-	5.00	5.00
Purchase of Goods/Services				
Hitesh Vrajlal Siraj (Rent Payment)	-	-	15.90	15.90
	-	-	-	-
Sale of Preference Shares				
Weizmann International Limited	225.00	-	-	225.00
	-	-	-	-
Security Deposit Given				
Hitesh Vrajlal Siraj	-	-	6.20	6.20
	-	-	-	-

Previous Year figures have been shown as Italics

Note No: 37A

Particulars of loan given / Investments made / guarantees given, as required by clause (4) of Section 186 of the Companies Act, 2013

(Rs in Lakhs)

Investments	During the Year				As at 31.03.2021		As at 31.03.2020	
	Purchase		Sale		Qty	Amount	Qty	Amount
	Qty	Amount	Qty	Amount				
Weizmann Corporate Services Ltd	-	-	-	-	9,500	28.56	9,500	97.47
Windia Infrastructure Finance Ltd	-	-	-	-	79,13,441	2,400.89	79,13,441	2,400.89
Saraswat Co-op Bank Ltd	-	-	-	-	880	0.09	880	0.09
Tapi Energy Projects Ltd	-	-	-	-	15,65,553	171.58	15,65,553	173.46
Karma Energy Ltd	-	-	-	-	500	0.09	500	0.09
MPR Refractories Ltd	-	-	-	-	30	0.02	30	0.02
New India Co-Op Bank Ltd	-	-	-	-	550	0.05	550	0.05
The Kalyan Janata Sahakari Bank Ltd	-	-	-	-	40	0.01	40	0.01
Weizmann International Ltd	-	-	-	-	1,000	0.11	1,000	0.11
Weizmann International Ltd (Preference Shares)	-	-	2,25,000	225.00	2,75,000	275.00	5,00,000	500.00
Zoroastrian Cooperative Bank Ltd	-	-	-	-	500	0.13	500	0.13
ITC Ltd	-	-	2,000	3.39	-	-	2,000	3.44
Lakshmi Vilas Bank Ltd	-	-	19,000	2.52	-	-	19,000	2.09
Larsen & Toubro Ltd	500	7.61	1,500	14.05	500	7.61	1,500	12.11
Modi Naturals Ltd	-	-	-	-	100	0.08	100	0.02
Motherson Sumi System Ltd	1,000	2.16	5,000	6.55	1,000	2.16	5,000	3.06
Smelter india Ltd	-	-	-	-	48,700	0.51	48,700	0.51
Suzlon Energy Ltd	20,000	1.12	1,00,000	4.98	20,000	1.12	1,00,000	2.00
TCS Ltd	-	-	900	23.90	-	-	900	16.40
ICICI Bank Ltd	1,000	6.20	4,100	19.88	1,000	6.20	4,100	13.30
Wipro Ltd	-	-	-	-	5	0.01	5	0.01

Note No: 38

Segment Reporting

Since the Company has only one Segment i.e. textile business, hence segment reporting is not applicable.

Note No: 39

Capital management

The company manages its capital to ensure that it will be able to continue as going concern while maximising the return to The capital structure of the company consists of net debt (borrowings as detailed in notes No. 17 & 23 offset by cash and The company is not subject to any externally imposed capital requirements.

Gearing Ratio - The gearing ratio at end of the reporting period was as follows.

Particulars	(Rs in Lakhs)	
	As at 31.03.2021	As at 31.03.2020
Debt	89.86	139.59
Cash and Cash Equivalents	86.96	129.57
Net Debt	2.89	10.02
Equity	5,983.89	5,548.21
Net Debt to Equity Ratio	0.0005	0.0182

Debt is defined as long-term borrowings including current maturities of long term borrowings, as given in notes 17 & 23.

Note No: 40

(Rs in Lakhs)

Defined Benefit Plan	As at 31.03.2021	As at 31.03.2020
Particulars	Gratuity (Funded)	
I) Reconciliation of opening and closing balances of Defined Benefit Obligation		
Defined Benefit Obligation at the beginning of the year	22.18	27.33
Interest Cost	1.38	2.12
Current Service Cost	3.71	1.67
Liability Transferred in/Acquisition	-	13.06
Past Service Cost	-	-
Benefits Paid directly by the employer	-	(4.12)
Benefits Paid from the fund	(3.63)	(11.54)
Actuarial (Gain) / Loss	1.94	(6.34)
Defined Benefit Obligation at year end	25.58	22.18
II) Reconciliation of opening and closing balances of fair value of Plan Assets		
Fair value of Plan Assets at the beginning of the year	35.34	25.25
Interest Income	2.21	1.96
Employer Contribution	0.75	7.04
Assets Transferred in/Acquisition	-	13.06
Benefits Paid	(3.63)	(11.54)
Actual Return on Plan Assets	(0.20)	(0.43)
Fair value of Plan Assets at year end	34.47	35.34
III) Reconciliation of Fair Value of Assets and Obligations		
Present Value of Obligation at the end of the year	25.58	22.18
Fair value of Plan Assets at the end of the Year	34.47	35.34
Present Value of Obligation	8.89	13.16
Amount recognised in Balance Sheet (Assets / (Liabilities))	8.89	13.16
IV) Actuarial Gain/(Loss) Recognised		
Actuarial (Gain) / Loss on Obligation	1.94	(6.34)
Return on Plan Assets, Excluding Interest Income	0.20	0.43
Actuarial (Gain) / Loss on Recognised in the year	2.14	(5.91)
V) Expenses recognised during the year		
Current Service Cost	3.71	1.67
Interest Cost	(0.82)	0.16
Net Cost	2.89	1.83
Net Actuarial (Gain)/Loss recognised in the year		
Expenses Recognised in the statement of Profit & loss	2.89	1.83
In Other Comprehensive Income		
Actuarial (Gain) / Loss	1.94	(6.34)
Return on Plan Assets	0.20	0.43
Net (Income)/ Expense for the period Recognised in OCI	2.14	(5.91)
VI) Actuarial Assumptions		
Mortality Table (IALM)		
Discount Rate (per annum)	6.06	6.24
Expected rate of return on Plan Assets (per annum)	6.06	6.24
Rate of Escalation in Salary (per annum)	-	-
VII) Maturity Analysis of Projected benefit Obligation : From the		
Projected benefits payable in future years from the date of reporting		
1st Following Year	4.76	5.35
2nd Following Year	3.63	2.58
3rd Following Year	4.59	2.66
4th Following Year	3.03	3.55
5th Following Year	3.15	2.22
Sum of Years 6 To 10	9.19	8.38
VIII) Sensitivity Analysis		
Delta Effect of +1% Change in Rate Of Discounting	(0.86)	(0.73)
Delta Effect of -1% Change in Rate Of Discounting	0.93	0.79
Delta Effect of +1% Change in Rate Of Salary Increase	0.98	0.84
Delta Effect of -1% Change in Rate Of Salary Increase	-	-
Delta Effect of +1% Change in Rate Of Employee Turnover	0.15	0.09
Delta Effect of -1% Change in Rate Of Employee Turnover	(0.18)	(0.11)

Note No: 41

a) Accounting classification and fair values

Particulars	As at 31-03-2021			As at 31-03-2020		
	FVTPL *	FVTOCI #	Amotised Cost \$	FVTPL *	FVTOCI #	Amotised Cost \$
Financial Asset						
Non current Investments	275.19	217.73	2,407.85	500.19	271.43	2,408.11
Other Non Current financial Asset	-	-	161.40	-	-	250.79
Equity Instruments held for Trading	0.61	-	-	52.95	-	-
Trade Receivables	-	-	1,813.51	-	-	1,264.51
Loans	-	-	12.85	-	-	17.08
Cash and Cash Equivalents	-	-	86.96	-	-	129.57
Other Bank Balance	-	-	36.57	-	-	70.61
Financial Liabilities						
Long-Term Borrowings	-	-	29.43	-	-	79.16
Other Non Current financial liabilities	-	-	12.00	-	-	12.00
Short-Term Borrowings	-	-	1,556.23	-	-	1,753.05
Trade payable	-	-	2,018.51	-	-	1,592.04
Other Current financial liabilities	-	-	138.45	-	-	142.07

Foot Notes for non current investments and equity instrument held for trading

* FVTPL includes Preference Shares of Rs 275.00 lakhs (P.Y. Rs.500 lakhs) and Mutual Fund of Rs 0.19 lakhs (P. Y. Rs.0.19 lakhs)

FVTOCI includes quoted/unquoted equity shares

§ Amortised cost included investments in Associate company of Rs 2400.89 Lakhs (P.Y Rs. 2400.89Lakhs) and Bonds of Rs. 6.96 Lakhs (P.Y. 7.22 lakhs)

Fair Value Measurement Hierarchy ;

Particulars	As at 31-03-2021			As at 31-03-2020		
	Level 1	Level 2	Level 3	Level 1	Level 2	Level 3
Financial Asset						
Non current Investments	17.18	0.19	475.55	0.09	0.19	771.34
Equity Instruments held for Trading	0.61	-	-	52.95	-	-

b) Valuation Methodology

All Financial Instruments are initially recognised and subsequently re-measured at fair value as detailed below

a) The Fair Value of investment in Quoted equity share, Government securities and mutual funds is measured at quoted price or NAV

b) The Fair Value of investment of unquoted equity shares in other than Associate is determined by valuing such investee companies at their respective fair values by considering in each of such investee companies, the value of immovable properties considered by revenue authorities for determining the stamp duty amount, the quoted equity shares at their quoted price, and for unquoted equity shares by adopting the method of determination as above i.e. finding the fair value of such unquoted entities and other assets and liabilities at their carrying costs.

The financial instruments are categorised into two levels based on the inputs used to arrive at fair value of measurements as described below :

Level 1 : Level 1 hierarchy includes financial instruments measured using quoted prices. This includes listed equity instruments, traded bonds and mutual funds that have quoted price. The fair value of all equity instruments (including bonds) which are traded in the stock exchanges is valued using the closing price as at the reporting period.

Level 2 : The fair value of financial instruments that are not traded in an active market (for example, traded bonds, over-the-counter derivatives) is determined using valuation techniques which maximise the use of observable market data and rely as little as possible on entity-specific estimates. If all significant inputs required to fair value an instrument are observable, the instrument is included in level 2. The mutual funds are valued using the closing NAV.

Level 3 : If one or more of the significant inputs is not based on observable market data, the instrument is included in level 3. This is the case for unlisted equity securities, contingent consideration and indemnification asset included in level 3.

c) Financial risk management

The Company has exposure to the following risks arising from financial instruments:

- Credit risk;
- Liquidity risk; and
- Market risk

(i) Risk management framework

The Company's Board of Directors has overall responsibility for the establishment and oversight of the Company's risk management framework.

The Company's risk management policies are established to identify and analyse the risks faced by the Company, to set appropriate risk limits and controls and to monitor risks and adherence to limits. Risk management policies and systems are reviewed regularly to reflect changes in market conditions and the Company's activities. The Company, through its training and management standards and procedures, aims to maintain a disciplined and constructive control environment in which all employees understand their roles and obligations.

The audit committee oversees how management monitors compliance with the company's risk management policies and procedures, and reviews the adequacy of the risk management framework in relation to the risks faced by the Company. The audit committee is assisted in its oversight role by internal audit. Internal audit undertakes both regular and ad hoc reviews of risk management controls and procedures, the results of which are reported to the audit committee.

(ii) Credit risk

Credit risk is the risk of financial loss to the Company if a customer or counterparty to a financial instrument fails to meet its contractual obligations, and arises principally from the Company's receivables from customers and investments in debts

The carrying amount of following financial assets represents the maximum credit exposure:

Trade and other receivables

The Company's exposure to credit risk is influenced mainly by the individual characteristics of each customer. However, management also considers the factors that may influence the credit risk of its customer base, including the default risk of the industry and country in which customers operate.

The Company establishes an allowance for impairment that represents its estimate of expected losses in respect of trade and other receivables.

The Company is involved mainly in domestic sales and has limited export sales. These exports are made against advance receipts.

(iii) Liquidity risk

Liquidity risk is the risk that the Company will encounter difficulty in meeting the obligations associated with its financial liabilities that are settled by delivering cash or another financial asset. The Company's approach to managing liquidity is to ensure, as far as possible, that it will have sufficient liquidity to meet its liabilities when they are due, under both normal and stressed conditions, without incurring unacceptable losses or risking damage to the Company's reputation.

Exposure to liquidity risk

The following are the remaining contractual maturities of financial liabilities at the reporting date. The amounts are gross and undiscounted, and include estimated interest payments.

31 March 2021	(Rs in lakhs)			
	Carrying amount	Upto 1 year	1-5 years	More than 5 years
Non-derivative financial liabilities				
Trade payables	2,018.51	2,018.51	-	-
Other financial liabilities	90.02	90.02	-	-
Long term borrowings(Including Current maturities of Long term debt)	89.86	60.43	29.43	-
Short term borrowings	1,556.23	1,556.23	-	-

31 March 2020	(Rs in lakhs)			
	Carrying amount	Upto 1 year	1-5 years	More than 5 years
Non-derivative financial liabilities				
Trade payables	1,592.04	1,592.04	-	-
Other financial liabilities	93.64	93.64	-	-
Long term borrowings	139.59	60.43	79.16	-
Short term borrowings	1,753.05	1,753.05	-	-

(iv) Market risk

Market risk is the risk that changes in market prices – such as interest rates and equity prices – will affect the Company's income or the value of its holdings of financial instruments.

(v) Currency risk -

The Company is not exposed to currency risk on account of its borrowings and other payables in foreign currency. The functional currency of the Company is Indian Rupees. The Company does not use derivative financial instruments for trading or speculative purposes.

(vi) Interest risk -

At the reporting date the interest rate profile of the Company's interest-bearing financial instruments was as follows

Particulars	(Rs in lakhs)	
	As at 31.03.2021	As at 31.03.2020
Fixed rate instruments		
Financial Liabilities		
Vehicle Loan	89.86	139.59
Inter Corporate Deposit	1,556.73	1,753.05
Floating Rate Instruments		
Financial Liabilities		
Bank Overdraft	-	-
Total	1,646.09	1,892.64

(vii) Price Risk

The company's investments in equity instruments held for trading and other investments carried at fair value through profit and loss are subject to price risk which may affect the profit and loss of the company.

To manage its price risk, the company diversifies its portfolio. Diversification of the portfolio is done based on internal review and limits decided by the management from time to time.

Sensitivity Analysis		
	As at 31.03.2021	As at 31.03.2020
	Impact on Profit and loss	
Investments measured at FVTPL (including equity instruments held for trading)		
10% Increase in price	0.08	5.31
10% Decrease in price	(0.08)	(5.31)
	Impact on other comprehensive Income	
Investments measured at		
10% Increase in price	1.72	(0.01)
10% Decrease in price	(1.72)	(0.01)

Note No: 42

The financial statements were approved for issue by the board of directors on 29th June, 2021

Note No: 43

The Company has considered the possible effects that may result from the pandemic relating to COVID-19 in the preparation of these standalone financial results including the recoverability of carrying amounts of financial and non-financial assets. In developing the assumptions relating to the possible future uncertainties in the economic conditions because of this pandemic, the Company has, at the date of approval of these financial statements, used internal and external sources of information and expects that the carrying amount of these assets will be recovered. The impact of COVID-19 on the Company's financial statements may differ from that estimated as at the date of approval of these financial statements.

Note No: 44

Previous Year figures have been regrouped wherever necessary.



INDEPENDENT AUDITOR'S REPORT

To the Members of WEIZMANN LIMITED

Report on the Audit of the Consolidated Financial Statements

Opinion

We have audited the accompanying consolidated financial statements of **WEIZMANN LIMITED** (“the Holding Company”) and its associate (the Holding Company and its associate collectively referred to as “the Company” or “the Group”), which comprise the consolidated balance sheet as at March 31, 2021, the consolidated statement of profit and loss (including other comprehensive income), the statement of changes in equity and the statement of cash flows for the year ended on that date, and a summary of the significant accounting policies and other explanatory information (hereinafter referred to as “consolidated financial statements”).

In our opinion and to the best of our information and according to the explanations given to us, the aforesaid consolidated financial statements give the information required by the Companies Act, 2013 (“the Act”) in the manner so required and give a true and fair view in conformity with the Indian Accounting Standards prescribed under section 133 of the Act read with the Companies (Indian Accounting Standards) Rules, 2015, as amended, (“Ind AS”) and other accounting principles generally accepted in India, of the state of affairs of the Company as at March 31, 2021, its profit and other comprehensive income, changes in equity and its cash flows for the year ended on that date.

Basis for Opinion

We conducted our audit of the consolidated financial statements in accordance with the Standards on Auditing specified under section 143(10) of the Act (SAs). Our responsibilities under those Standards are further described in the ‘Auditor’s Responsibilities for the Audit of the Consolidated Financial Statements’ section of our report. We are independent of the Company in accordance with the Code of Ethics issued by the Institute of Chartered Accountants of India (ICAI) together with the independence requirements that are relevant to our audit of the consolidated financial statements under the provisions of the Act and the Rules made thereunder, and we have fulfilled our other ethical responsibilities in accordance with these requirements and the ICAI’s Code of Ethics. We believe that the audit evidence we have obtained is sufficient and appropriate to provide a basis for our audit opinion on the consolidated financial statements.

Key Audit Matter

Key audit matters are those matters that, in our professional judgment, were of most significance in our audit of the consolidated financial statements of the current period. These matters were addressed in the context of our audit of the consolidated financial statements as a whole, and in forming our opinion thereon, and we do not provide a separate opinion on these matters. We have determined the matters described below to be the key audit matters to be communicated in our report.

i. Valuation of unquoted long term investments held at fair value

Description of Key Audit Matter:

The valuation of the Company's unquoted long term investments held at fair value was a key area of audit focus due to the significance of the amount and complexity involved in the valuation process. The management makes significant judgements because of the complexity of the techniques and assumptions used in valuing some of the level 3 investment securities given the limited external evidence and unobservable market data available to support the Company's valuations.



34th ANNUAL REPORT 2020-2021

The valuation of the level 3 investment securities are dependent on market conditions and key assumptions made. The determination of these assumptions is complex and requires the exercise of management judgements.

See Note 1.2 (C) (o) and Note. 3 to the financial statements.

Our response:

- We assessed the design and operating effectiveness of the Company's key controls supporting the identification, measurement and oversight of valuation risk of financial assets.
- For valuations which involved significant management judgements, we evaluated the assumptions, methodologies and models used by the Company.
- We also assess the appropriateness of the methodologies used and found that these are reasonable in the context of the relevant investments.
- We examined the calculation of the inputs used for substantive and arithmetical accuracy by performing re-calculations wherever required.

Information Other than the Financial Statements and Auditor's Report Thereon

The Company's Board of Directors is responsible for the preparation of the other information. The other information comprises the information included in the Board's Report including Annexures to Board's Report, Business Responsibility Report, Corporate Governance and Shareholder's Information, but does not include the consolidated financial statements and our auditor's report thereon.

Our opinion on the consolidated financial statements does not cover the other information and we do not express any form of assurance conclusion thereon.

In connection with our audit of the consolidated financial statements, our responsibility is to read the other information and, in doing so, consider whether the other information is materially inconsistent with the financial statements or our knowledge obtained during the course of our audit or otherwise appears to be materially misstated.

If, based on the work we have performed, we conclude that there is a material misstatement of this other information; we are required to report that fact. We have nothing to report in this regard.

Responsibility of Management for Financial Statements

The Company's Board of Directors is responsible for the matters stated in section 134(5) of the Companies Act, 2013 ("the Act") with respect to the preparation of these consolidated financial statements that give a true and fair view of the financial position, financial performance, changes in equity and cash flows of the Company in accordance with the accounting principles generally accepted in India, including the accounting Standards specified under section 133 of the Act. This responsibility also includes maintenance of adequate accounting records in accordance with the provisions of the Act for safeguarding of the assets of the Company and for preventing and detecting frauds and other irregularities; selection and application of appropriate accounting policies; making judgments and estimates that are reasonable and prudent; and design, implementation and maintenance of adequate internal financial controls, that were operating effectively for ensuring the accuracy and completeness of the accounting records, relevant to the preparation and presentation of the consolidated financial statement that give a true and fair view and are free from material misstatement, whether due to fraud or error.

In preparing the consolidated financial statements, management is responsible for assessing the Company's ability to continue as a going concern, disclosing, as applicable, matters related to going concern and using the going concern basis of accounting unless management either intends to liquidate the Company or to cease operations, or has no realistic alternative but to do so.

Those Board of Directors are also responsible for overseeing the company's financial reporting process.

Auditor's Responsibilities for the Audit of the Financial Statements

Our objectives are to obtain reasonable assurance about whether the consolidated financial statements as a whole are free from material misstatement, whether due to fraud or error, and to issue an auditor's report that includes our opinion. Reasonable assurance is a high level of assurance, but is not a guarantee that an audit conducted in accordance with SAs will always detect a material misstatement when it exists. Misstatements can arise from fraud or error and are considered material if, individually or in the aggregate, they could reasonably be expected to influence the economic decisions of users taken on the basis of these financial statements.

As part of an audit in accordance with SAs, we exercise professional judgment and maintain professional skepticism throughout the audit. We also:

- Identify and assess the risks of material misstatement of the consolidated financial statements, whether due to fraud or error, design and perform audit procedures responsive to those risks, and obtain audit evidence that is sufficient and appropriate to provide a basis for our opinion. The risk of not detecting a material misstatement resulting from fraud is higher than for one resulting from error, as fraud may involve collusion, forgery, intentional omissions, misrepresentations, or the override of internal control.
- Obtain an understanding of internal financial controls relevant to the audit in order to design audit procedures that are appropriate in the circumstances. Under section 143(3)(i) of the Act, we are also responsible for expressing our opinion on whether the Company has adequate internal financial controls system in place and the operating effectiveness of such controls.
- Evaluate the appropriateness of accounting policies used and the reasonableness of accounting estimates and related disclosures made by management.
- Conclude on the appropriateness of management's use of the going concern basis of accounting and, based on the audit evidence obtained, whether a material uncertainty exists related to events or conditions that may cast significant doubt on the Company's ability to continue as a going concern. If we conclude that a material uncertainty exists, we are required to draw attention in our auditor's report to the related disclosures in the financial statements or, if such disclosures are inadequate, to modify our opinion. Our conclusions are based on the audit evidence obtained up to the date of our auditor's report. However, future events or conditions may cause the Company to cease to continue as a going concern.
- Evaluate the overall presentation, structure and content of the consolidated financial statements, including the disclosures, and whether the consolidated financial statements represent the underlying transactions and events in a manner that achieves fair presentation.
- Obtain sufficient appropriate audit evidence regarding the financial statements of the entities within the Group to express an opinion on the consolidated financial statements. We are responsible for the direction, supervision and performance of the audit of financial information of such entity included in the consolidated financial statements of which we are the independent auditors. For the other entity included in the consolidated annual financial statements, which has been audited by other auditor, such other auditor remain responsible for the direction, supervision and performance of the audit carried out by them. We remain solely responsible for our audit opinion. Our responsibilities in this regard are further described in "Other Matters" paragraph.

Materiality is the magnitude of misstatements in the consolidated financial statements that, individually or in aggregate, makes it probable that the economic decisions of a reasonably knowledgeable user of the



34th ANNUAL REPORT 2020-2021

consolidated financial statements may be influenced. We consider quantitative materiality and qualitative factors in (i) planning the scope of our audit work and in evaluating the results of our work; and (ii) to evaluate the effect of any identified misstatements in the financial statements.

We communicate with those charged with governance regarding, among other matters, the planned scope and timing of the audit and significant audit findings, including any significant deficiencies in internal control that we identify during our audit.

We also provide those charged with governance with a statement that we have complied with relevant ethical requirements regarding independence, and to communicate with them all relationships and other matters that may reasonably be thought to bear on our independence, and where applicable, related safeguards.

Other Matters

The Consolidated financial Statement includes the Holding Company's share of net profit of Rs 26.39 lakhs and other comprehensive loss Rs 45.38 lakhs for the year ended March 31, 2021 in respect of the associate company, 'Windia Infrastructure Finance Limited' (a Non-Banking Finance Company). These financial statements have been prepared in accordance with the accounting standards prescribed under section 133 of the Companies Act, 2013 read together with paragraph 7 of the Companies (Accounts) Rules, 2014 (hereinafter referred to as the 'previous GAAP') and have been reviewed by other auditor whose report have been furnished to us. The management of the Holding Company has restated these Financial Statements in accordance with Companies (Indian Accounting Standards) Rules, 2015 (Ind AS) and are reviewed by us so far as it related to conversion adjustments from Previous GAAP to Ind AS. Our Report on the statement, in so far as it relates to the amounts and disclosures included in respect of this associate, is based solely on the review report of the other auditor and our review of the said conversion adjustments.

Our opinion on the consolidated statements is not modified in respect of our reliance on the work done and the report of the other auditor.

Report on Other Legal and Regulatory Requirements

1. As required by Section 143(3) of the Act, we report that:
 - a) We have sought and obtained all the information and explanations which to the best of our knowledge and belief were necessary for the purposes of our audit of the aforesaid consolidated financial statements.
 - b) In our opinion, proper books of account as required by law have been kept by the Company and its associate incorporated in India and relevant records relating to preparation of the aforesaid consolidated financial statements have been kept so far as it appears from our examination of those books and records of the Company and reports other auditors.
 - c) The consolidated balance sheet, the statement of profit and loss (including other comprehensive income), the consolidated statement of changes in equity and the statement of cash flows dealt with by this Report are in agreement with the books of account maintained by the Company and its associate incorporated in India including the relevant records relating to the preparation of the aforesaid consolidated financial statements.
 - d) In our opinion, the aforesaid consolidated financial statements comply with the Accounting Standards specified under Section 133 of the Act, read with Rule 7 of the Companies (Accounts) Rules, 2014.



34th ANNUAL REPORT 2020-2021

- e) On the basis of the written representations received from the directors as on March 31, 2021 taken on record by the Board of Directors of the Company and the reports of the auditors of the associate incorporated in India, none of the directors of the Company and its associate incorporated in India is disqualified as on March 31, 2021 from being appointed as a director in terms of Section 164 (2) of the Act.
- f) With respect to the adequacy of the internal financial controls over financial reporting of the Company and its associate incorporated in India and the operating effectiveness of such controls, refer to our separate Report in “Annexure A”. Our report expresses an unmodified opinion on the adequacy and operating effectiveness of such controls.
- g) With respect to the other matters to be included in the Auditor’s Report in accordance with the requirements of section 197(16) of the Act, as amended:

In our opinion and to the best of our information and according to the explanations given to us and based on reports of auditors of its associate incorporated in India, the remuneration paid by the Company and its associate incorporated in India to respective directors during the year is in accordance with the provisions of section 197 of the Act.

- h) With respect to the other matters to be included in the Auditor’s Report in accordance with Rule 11 of the Companies (Audit and Auditors) Rules, 2014, in our opinion and to the best of our information and according to the explanations given to us:
- i. The Group has disclosed the impact of pending litigations on its financial position in its consolidated financial statements.
 - ii. The Group did not have any long-term contracts including derivative contracts for which there were any material foreseeable losses.
 - iii. There has been no delay in transferring amounts, required to be transferred, to the Investor Education and Protection Fund by the Company.

For BATLIBOI & PUROHIT

Chartered Accountants
ICAI Firm Reg. No.101048W

Kaushal Mehta

Partner
Membership No. 111749

Place : Mumbai

Date : 29th June, 2021

ICAI UDIN : 21111749AAAAEY8321



Annexure - A to the Auditors' Report

Report on the Internal Financial Controls under Clause (i) of Sub-section 3 of Section 143 of the Companies Act, 2013 ("the Act")

Opinion

In conjunction with our audit of the consolidated financial statements of Weizmann Limited (hereinafter referred to as "the Holding Company") as of and for the year ended 31 March 2021, we have audited the internal financial controls with reference to consolidated financial statements of the Holding Company and such company incorporated in India under the Companies Act, 2013 which is its associate company, as of that date.

In our opinion, the Holding Company and such company incorporated in India which is its associate, have, in all material respects, adequate internal financial controls with reference to consolidated financial statements and such internal financial controls were operating effectively as at 31 March 2021, based on the internal financial controls with reference to consolidated financial statements criteria established by such companies considering the essential components of such internal controls stated in the Guidance Note on Audit of Internal Financial Controls Over Financial Reporting issued by the Institute of Chartered Accountants of India (the "Guidance note")

Management's Responsibility for Internal Financial Controls

The Company's management is responsible for establishing and maintaining Internal Financial Controls based on the Internal Control over Financial Reporting criteria established by the Company considering the essential components of Internal Control stated in the Guidance Note on Audit of Internal Financial Controls over Financial Reporting issued by the Institute of Chartered Accountants of India ('ICAI'). These responsibilities include the design, implementation and maintenance of adequate internal financial controls that were operating effectively for ensuring the orderly and efficient conduct of its business, including adherence to company's policies, the safeguarding of its assets, the prevention and detection of frauds and errors, the accuracy and completeness of the accounting records, and the timely preparation of reliable financial information, as required under the Companies Act, 2013.

Auditors' Responsibility

Our responsibility is to express an opinion on the Company's Internal Financial Controls over Financial Reporting based on our audit. We conducted our audit in accordance with the Guidance Note on Audit of Internal Financial Controls over Financial Reporting (the "Guidance Note") and the Standards on Auditing, issued by ICAI and deemed to be prescribed under section 143(10) of the Companies Act, 2013, to the extent applicable to an Audit of Internal Financial Controls, both applicable to an Audit of Internal Financial Controls and, both issued by the Institute of Chartered Accountants of India. Those Standards and the Guidance Note require that we comply with ethical requirements and plan and perform the audit to obtain Reasonable Assurance about whether adequate Internal Financial Controls over Financial Reporting was established and maintained and if such controls operated effectively in all material respects.

Our audit involves performing procedures to obtain audit evidence about the adequacy of the Internal Financial Controls system over Financial Reporting and their operating effectiveness. Our audit of Internal Financial Controls over Financial Reporting included obtaining an understanding of Internal Financial Controls over Financial Reporting, assessing the risk that a material weakness exists, and testing and evaluating the design and operating effectiveness of Internal Control based on the assessed risk. The procedures selected depend on the Auditor's Judgment, including the assessment of the risks of material misstatement of the Ind AS Financial Statements, whether due to fraud or error.

We believe that the audit evidence we have obtained is sufficient and appropriate to provide a basis for our



34th ANNUAL REPORT 2020-2021

audit opinion on the Company's Internal Financial Controls system over Financial Reporting.

Meaning of Internal Financial Controls over Financial Reporting

A company's internal financial control over financial reporting is a process designed to provide reasonable assurance regarding the reliability of financial reporting and the preparation of financial statements for external purposes in accordance with generally accepted accounting principles. A company's internal financial control over financial reporting includes those policies and procedures that (1) pertain to the maintenance of records that, in reasonable detail, accurately and fairly reflect the transactions and dispositions of the assets of the company; (2) provide reasonable assurance that transactions are recorded as necessary to permit preparation of financial statements in accordance with generally accepted accounting principles, and that receipts and expenditures of the company are being made only in accordance with authorisations of management and directors of the company; and (3) provide reasonable assurance regarding prevention or timely detection of unauthorised acquisition, use, or disposition of the company's assets that could have a material effect on the financial statements.

Inherent Limitations of Internal Financial Controls Over Financial Reporting

Because of the inherent limitations of internal financial controls over financial reporting, including the possibility of collusion or improper management override of controls, material misstatements due to error or fraud may occur and not be detected. Also, projections of any evaluation of the internal financial controls over financial reporting to future periods are subject to the risk that the internal financial control over financial reporting may become inadequate because of changes in conditions, or that the degree of compliance with the policies or procedures may deteriorate.

Other matters

Our aforesaid reports under Section 143(3)(i) of the Act on the adequacy and operating effectiveness of the internal financial controls over financial reporting in so far as it relates to an associate incorporated in India is based on the corresponding reports of the auditor of the said associate. Our opinion is not modified in respect of this matter.

For BATLIBOI & PUROHIT

Chartered Accountants
ICAI Firm Reg. No.101048W

Kaushal Mehta

Partner
Membership No. 111749

Place : Mumbai

Date : 29th June, 2021

ICAI UDIN : 21111749AAAAEY8321

Weizmann Limited

Audited Consolidated Balance Sheet As At 31st March, 2021

(Rs in Lakhs)

Particulars	Note No	As at 31.03.2021	As at 31.03.2020
ASSETS			
Non-Current Assets			
a Property, Plant and Equipment	2	2,927.62	2,324.17
b Right of Use Assets	2A	8.91	1.66
c Capital Work in Progress		-	159.07
d Financial Assets			
(i) Investments	3	4,367.12	4,665.07
(ii) Loans & Advances	4	-	-
(iii) Others	5	161.40	250.79
e Income Tax Assets (Net)	6	110.71	148.33
f Other non-current assets	7	433.18	593.18
Total Non-Current Assets		8,008.94	8,142.26
Current Assets			
a Inventories	8	1,033.79	711.00
b Financial Assets			
(i) Equity instruments held for trading	9	0.61	52.95
(ii) Trade Receivables	10	1,813.51	1,264.51
(iii) Cash and cash equivalents	11	86.96	129.57
(iv) Bank balances other than (iii) above	12	36.57	70.61
(v) Loans	13	12.85	17.08
c Other current assets	14	778.20	493.56
Total Current Assets		3,762.49	2,739.28
Total Assets		11,771.43	10,881.54
EQUITY AND LIABILITIES			
Equity			
a Equity Share capital	15	1,727.15	1,727.15
b Other Equity	16	5,723.09	5,306.40
Total Equity		7,450.24	7,033.55
LIABILITIES			
Non-Current Liabilities			
a Financial Liabilities			
(i) Borrowings	17	29.43	79.16
(ii) Other financial liabilities	18	12.00	12.00
b Provisions	19	3.69	-
c Deferred tax liabilities (Net)	20	160.35	156.47
TOTAL Non Current Liabilities		205.47	247.63
Current Liabilities			
a Financial Liabilities			
(i) Borrowings	21	1,556.23	1,753.05
(ii) Lease Liabilities (Ind AS 116)		9.02	1.72
(iii) Trade payables			
Micro & Small Enterprises		-	-
Other than Micro & Small Enterprises	22	2,018.51	1,592.04
(iv) Other financial liabilities	23	138.45	142.07
b Other current liabilities	24	371.56	89.29
c Provisions	25	21.95	22.19
d Current Tax Liabilities (Net)		-	-
TOTAL Current Liabilities		4,115.72	3,600.36
Total Equity and Liabilities		11,771.43	10,881.54
The accompanying notes form an integral part of the Consolidated financial statements.	1-44		

As per our report of even date attached

For and on behalf of the Board

For Batliboi & Purohit
Chartered Accountants
Firm Reg. No 101048W

Dharmendra Gulabchand Siraj
DIN: 00025543
Chairman

Kaushal Mehta
(Partner)
Membership No: 111749

Neelkamal Vrajlal Siraj
Vice-Chairman & Managing Director
DIN: 00021986

Prakash Mewara
Chief Financial Officer

Place : Mumbai
Dated : 29th June 2021

Ami Purohit
Company Secretary

WEIZMANN LIMITED
AUDITED CONSOLIDATED STATEMENT OF PROFIT AND LOSS FOR THE YEAR ENDED 31st March, 2021

(Rs in Lakhs)

	INCOME	NOTES	Year Ended 31.03.2021	Year Ended 31.03.2020
I	Revenue from Operations	26	9,761.58	9,635.05
II	Other Income	27	66.66	13.18
III	Total Income (I + II)		9,828.24	9,648.23
IV	EXPENSES			
	(a) Cost of Materials Consumed	28	3,734.52	3,548.39
	(b) Changes in Inventories of Finished goods, Work-in-Progress and Stock-in-Trade	29	23.65	54.00
	(c) Direct Operating & Manufacturing Expenses	30	707.22	703.48
	(d) Employee Benefits Expense	31	762.58	734.07
	(e) Finance Costs	32	128.69	45.73
	(f) Depreciation and Amortisation Expense	2	311.14	240.95
	(g) Power & Fuel		1,327.61	1,409.69
	(h) Job Work Charges		1,341.96	1,043.14
	(i) Other Expenses	33	732.32	1,266.67
	Total Expenses (IV)		9,069.69	9,046.12
V	Profit / (Loss) before Exceptional Items and Tax (III - IV)		758.55	602.11
VI	Exceptional Items		-	-
VII	Profit / (Loss) before Tax (V - VI)		758.55	602.11
VIII	Tax Expense:			
	(a) Current Tax Expense		187.00	155.28
	(b) Tax Expense Relating to Earlier Year's		59.06	-
	(c) Deferred Tax		20.23	14.75
IX	Profit / (Loss) for the year		492.26	432.08
	Add : Share of Profit/(Loss) of Associate		26.39	(133.70)
X	Profit / (Loss) for the period (IX -XII)		518.66	298.38
XI	Other Comprehensive Income			
	A) Items that will not be reclassified to profit or loss			
	Net Gain/(Loss) Of Fair Value - Equity Instruments		(70.80)	334.31
	Income Tax effect on above		15.76	(77.88)
	Re-measurement Gains/(Losses) on defined benefit plans		(2.14)	5.91
	Income Tax effect on above		0.60	(1.72)
	Share in OCI of Associate		(45.38)	108.52
	Sub Total		(101.96)	369.14
	B) Items that will be reclassified to profit or loss		-	-
XII	Total Comprehensive Income for the year		416.70	667.52
XIII	Profit for the year attributable to:			
	- Owners of the Company		518.66	298.38
	- Non Controlling Interest		-	-
XIV	Other comprehensive income for the year attributable to:			
	- Owners of the Company		(101.96)	369.14
	- Non Controlling Interest		-	-
XV	Total comprehensive income for the year attributable to:			
	- Owners of the Company		416.70	667.52
	- Non Controlling Interest		-	-
XVI	Earnings Per Equity Share (of ` 10 /- each)	36		
	Basic		3.00	1.73
	Diluted		3.00	1.73
	The accompanying notes form an integral part of the Consolidated financial statements.	1-44		

As per our report of even date attached

For and on behalf of the Board

For Batliboi & Purohit

Chartered Accountants
Firm Reg. No 101048W

Dharmendra Gulabchand Siraj

DIN: 00025543

Chairman

Kaushal Mehta

(Partner)
Membership No: 111749

Neelkamal Vrajlal Siraj

Vice-Chairman & Managing Director
DIN: 00021986

Prakash Mewara

Chief Financial Officer

Place : Mumbai
Dated : 29th June 2021

Ami Purohit
Company Secretary

Weizmann Limited
STATEMENT OF CHANGES IN EQUITY FOR THE YEAR ENDED 31ST MARCH, 2021

Rs in lakhs (except No of Shares)

A. Equity share capital	No. of Shares	Amount
Balance at April 1, 2019	1,72,71,536	1,727.15
Changes in equity share capital during the year	-	-
Balance at March 31, 2020	1,72,71,536	1,727.15
Changes in equity share capital during the year	-	-
Balance at March 31, 2021	1,72,71,536	1,727.15

Particular	Reserves and surplus				Items Of Other Comprehensive Income		Total Other Equity
	Retained earnings	Capital Reserve on amalgamation	General Reserve	Total	Equity Instruments through Other Comprehensive Income	Total	
Balance at 1st April 2019	4,547.66	49.75	876.10	5,473.51	1,351.71	1,351.71	6,825.24
Profit/ (Loss) for the year	298.38	-	-	298.38	-	-	298.38
Other Comprehensive Income for the year					364.95	364.95	364.95
Re-measurement Gains/(Losses) on defined benefit plans	4.19	-	-	4.19	-	-	4.19
Final Dividend and Tax thereon	(2,186.34)	-	-	(2,186.34)	-	-	(2,186.34)
Transfer to retained earnings	(134.20)	-	-	(134.20)	134.20	134.20	-
Balance as at 31st March 2020	2,529.69	49.75	876.10	3,455.54	1,850.86	1,850.86	5,306.40
Profit/ (Loss) for the year	518.66	-	-	518.66	-	-	518.66
Other Comprehensive Income for the year					(100.43)	(100.43)	(100.43)
Re-measurement Gains/(Losses) on defined benefit plans	(1.54)	-	-	(1.54)	-	-	(1.54)
Transfer to retained earnings on sale of Investments.	-	-	-	-	-	-	-
Balance as at 31st March 2021	3,046.81	49.75	876.10	3,972.66	1,750.43	1,750.43	5,723.09

As per our report of even date attached

For and on behalf of the Board

For Batliboi & Purohit
Chartered Accountants
Firm Reg. No 101048W

Dharmendra Gulabchand Siraj
DIN: 00025543
Chairman

Kaushal Mehta
(Partner)
Membership No: 111749

Neelkamal Vrajlal Siraj
Vice-Chairman & Managing Director
DIN: 00021986

Prakash Mewara
Chief Financial Officer

Place : Mumbai
Dated : 29th June 2021

Ami Purohit
Company Secretary

Weizmann Limited
CONSOLIDATED STATEMENT OF CASH FLOWS FOR THE YEAR ENDED 31ST MARCH, 2021

(Rs in Lakhs)

Particulars	31.03.2021	31.03.2020	
Net Profit / (Loss) before exceptional items and tax		758.55	602.11
Adjustments for:			
Depreciation and amortisation	311.14		240.95
(Profit) / Loss on Sale / Write off of Assets	4.55		5.12
Finance Costs	128.69		45.73
Interest Income	(3.95)		(17.62)
Dividend Income	(0.76)		(2.17)
(Profit)/Loss on Sale of Securities/Investments	(30.16)		31.79
Rental Income from Investment Properties	(5.60)		(6.80)
Liabilities / Provisions no longer required written back	(8.25)		(18.38)
Operating Profit / (Loss) before changes in Assets & Liabilities		395.66	278.62
Operating Profit / (Loss) before Working Capital Changes		1,154.21	880.73
Changes in working capital:			
Adjustments for (Increase) / Decrease in Operating Assets:			
Inventories	(322.79)		26.95
Trade Receivables	(549.00)		(34.14)
Short-Term Loans and Advances	4.23		47.11
Long-Term Loans and Advances	89.39		137.65
Other Current Assets	(124.65)		(136.48)
Bank Deposits	34.04		16.87
Adjustments for Increase / (Decrease) in Operating liabilities:			
Trade Payables	426.46		(640.66)
Other Current Liabilities	286.85		(255.94)
Short-Term Provisions	(2.38)		8.92
Long-Term Provisions	3.62		(4.87)
Cash Generated from Operations		(154.16)	(834.59)
Net Income Tax (Paid) / Refunds		1,000.05	46.15
Net Cash Flow from / (used in) Operating Activities (A)		(208.38)	(207.56)
		791.67	(161.41)
B. Cash Flow from Investing Activities			
Purchase of Fixed Assets, including Capital work in progress	(706.44)		(317.67)
Proceeds from Sale/Discarded of Fixed Assets	3.50		1.76
Purchase of long-term investments	17.09		-
Proceeds from Sale of Long-Term Investments	191.07		1,298.54
Proceeds from sale of Equity Instruments for Trading	82.50		18.96
Interest Received	3.95		17.62
Dividend Received	0.76		2.17
Rental Income from Investment Properties	5.60		6.80
Net Cash Flow from / (used in) Investing Activities (B)		(401.97)	1,028.18
C. Cash Flow from Financing Activities			
Long-term borrowings	(49.73)		(60.43)
Short-Term Borrowings	(196.82)		1,683.71
Other Long-Term Liabilities	-		(138.00)
Principal payment of Leases	(59.70)		(63.80)
Finance Cost	(126.06)		(40.13)
Dividend Paid	-		(1,813.51)
Tax on Dividend	-		(372.83)
Net Cash Flow from / (used in) Financing Activities (C)		(432.31)	(804.99)
Net increase / (decrease) in Cash and Cash Equivalents (A+B+C)		(42.61)	61.77
Cash and Cash Equivalents at the Beginning of the Period		129.57	67.80
Cash and Cash Equivalents at the End of the Period		86.96	129.57
Reconciliation of Cash and Cash Equivalents with the Balance Sheet:			
Cash and Cash Equivalents at the End of the Year *			
* Comprises:			
(a) Cash on Hand	7.70		4.74
(b) Cheques, Drafts on Hand			
(c) Balances with Banks			
(i) In Current Accounts	79.26	86.96	124.83
			129.57

As per our report of even date attached

For and on behalf of the Board

For Batliboi & Purohit
Chartered Accountants
Firm Reg. No 101048W

Dharmendra Gulabchand Siraj
DIN: 00025543
Chairman

Kaushal Mehta
(Partner)
Membership No: 111749

Neelkamal Vrajlal Siraj
Vice-Chairman & Managing Director
DIN: 00021986

Prakash Mewara
Chief Financial Officer

Place : Mumbai
Dated : 29th June 2021

Ami Purohit
Company Secretary

Weizmann Limited
Notes to Consolidated Financial Statements for the year ended 31.03.2021

Note No : 1 Corporate Information and Significant Accounting Policies, judgments etc.

1.1 CORPORATE INFORMATION

Weizmann Limited ("the Company") is a Company domiciled in India, with its registered office situated at Empire House, 214, D.N. Road, Ent. A.K Nayak Marg, Fort, Mumbai 400001. The Company has been incorporated under the provision of Indian Companies Act and its equity shares are listed on National Stock Exchange and Bombay Stock Exchange in India. The company is primary involved in the business of Textiles.

1.2 BASIS OF PREPARATIONS AND SIGNIFICANT ACCOUNTING POLICIES

A Basis of preparation and presentation

i) Statement of Compliance

The financial statements of the Company have been prepared to comply with the Indian Accounting standards ('Ind AS'), including the rules notified under the relevant provisions of the Companies Act, 2013.

The accounts have been compiled on an accrual system based on principle of going concern.

The Consolidated financial statements were authorised for issue by the Company's Board of Directors on 29th June 2021.

ii) Functional and Presentation Currency

Company's financial statements are presented in Indian Rupees, which is also its functional currency. All amounts have been rounded off to 2 decimal places to the nearest lakh and unless otherwise indicated.

iii) Basis of measurement

The financial statements have been prepared on the historical cost basis except for following assets and liabilities which have been measured at fair value amount:

- i) Certain financial assets and liabilities,
- ii) Defined benefit plans - plan assets/liabilities

B Summary of significant accounting policies

a) i) Property, plant and equipment

Property, plant and equipment are stated at cost, net of recoverable taxes, trade discount and rebates less accumulated depreciation and impairment losses, if any. Such cost includes purchase price, borrowing cost and any cost directly attributable to bringing the assets to its working condition for its intended use.

Expenses incurred relating to project, net of income earned during the project development stage prior to its intended use, are considered as pre-operative expenses and disclosed under Capital Work - in - Progress.

ii) Depreciation

Depreciation is calculated on cost of items of property, plant and equipment less their estimated residual values over their estimated useful lives using the straight-line method and is recognised in the statement of profit and loss.

The estimated useful lives of items of property, plant and equipment for the current and comparative periods are as follows:

Assets	Management estimate of useful life	Useful life as per Schedule II of the Companies Act, 2013
Plant and machinery	15 Years	15 Years
Building (Factory)	30 Years	30 Years
Building (Non - Factory)	60 Years	60 Years
Office equipment's	3-5 Years	3-5 Years
Furniture and fixtures	10 Years	10 Years
Vehicles	8 Years	8 Years

Depreciation method, useful lives and residual values are reviewed at each financial year-end and adjusted if appropriate. Based on internal assessment and consequent advice, the management believes that its estimates of useful lives as given above best represent the period over which management expects to use these assets.

Depreciation on additions/disposals is provided on a pro-rata basis i.e. from/up to the date on which asset is ready for use/disposed off.

b) Leases

Assets held under leases that do not transfer to the Company substantially all the risks and rewards of ownership (i.e. operating leases) are not recognized in the Company's Balance Sheet.

Payments made under operating leases are generally recognized in profit or loss on a straight-line basis over the term of the lease unless such payments are structured to increase in line with expected general inflation to compensate for the lessor's expected inflationary cost increases,

As a lessee

Leases of property, plant and equipment where the Company, as lessee, has substantially all the risks and rewards of ownership been classified as finance leases. Finance leases are capitalised at the lease's inception at the fair value of the leased property or, if lower, the present value of the minimum lease payments. The corresponding rental obligations, net of finance charges, are included in borrowings or other financial liabilities as appropriate. Each lease payment is allocated between the liability and finance cost. The finance cost is charged to the profit or loss over the lease period so as to produce a constant periodic rate of interest on the remaining balance of the liability for each period.

Leases in which a significant portion of the risks and rewards of ownership are not transferred to the Company as lessee are classified as operating leases. Payments made under operating leases (net of any incentives received from the lessor) are charged to profit or loss on a straight-line basis over the period of the lease unless the payments are structured to increase in line with expected general inflation to compensate for the lessor's expected inflationary cost increases.

As a lessor

Lease income from operating leases where the Company is a lessor is recognised in income on a straight-line basis over the lease term unless the receipts are structured to increase in line with expected general inflation to compensate for the expected inflation.

c) **Borrowing Cost**

Borrowing costs that are directly attributable to the acquisition or construction of qualifying assets are capitalised as part of the cost of such assets. A qualifying asset is one that necessarily takes substantial period of time to get ready for its intended use.

All other borrowing costs are charged to the Statement of Profit and Loss for the period for which they are incurred.

d) **Inventories**

Items of inventories are measured at lower of cost and net realisable value after providing for obsolescence, if any. Cost of inventories comprises of cost of purchase, cost of conversion and other costs including manufacturing overheads net of recoverable taxes incurred in bringing them to their respective present location and condition.

Cost of raw materials, chemicals, packing materials, components, stores and spares and other products are determined on FIFO basis.

e) **Impairment of non-financial assets**

The Company assesses at each reporting date as to whether there is any indication that any asset or group of assets, called cash generating units may be impaired. If any such indication exists the recoverable amount of an asset or cash generating units is estimated to determine the extent of impairment, if any. When it is not possible to estimate the recoverable amount of an individual asset, the Company estimates the recoverable amount of the cash generating units to which the asset belongs.

If the carrying amount of assets exceeds the recoverable amount on the reporting date, the carrying amount is reduced to the recoverable amount. The recoverable amount is measured as the higher of the net selling price and the value in use determined by the present value of estimated future cash flows.

f) **Provisions and Contingent liabilities**

A provision is recognized if, as a result of a past event, the Company has a present legal or constructive obligation that can be estimated reliably, and it is probable that an outflow of economic benefits will be required to settle the obligation. Provisions are determined by discounting the expected future cash flows at a pre-tax rate that reflects current market assumptions of the time value of money and the risks specific to the liability. The unwinding of discount is recognized as finance cost.

The amount recognized as a provision is the best estimate of the consideration required to settle the present obligation at reporting date, taking into account the risks and uncertainties surrounding the obligation.

When some or all of the economic benefits required to settle a provision are expected to be recovered from a third party, the receivable is recognized as an asset if it is virtually certain that reimbursement will be received and the amount of the receivable can be measured reliably.

A provision for onerous contract is measured at the present value of the lower of the expected cost of terminating the contract and the expected net cost of continuing with the contract.

Contingent liabilities are possible obligations that arise from past events and whose existence will only be confirmed by the occurrence or non-occurrence of one or more future events not wholly within the control of the Company. Where it is not probable that an outflow of economic benefits will be required, or the amount cannot be estimated reliably, the obligation is disclosed as a contingent liability, unless the probability of outflow of economic benefits is remote.

g) **Employee Benefits Expense**

Short Term Employee Benefits : The undiscounted amount of short term employee benefits expected to be paid in exchange for the services rendered by employees are recognised as an expense during the period when the employees render the services.

Post-Employment Benefits :

Defined Contribution Plans - A defined contribution plan is a post-employment benefit plan under which the Company pays specified contributions to a separate entity. The Company makes specified monthly contributions towards Provident Fund. The Company's contribution is recognised as an expense in the Statement of Profit and Loss during the period in which the employee renders the related service.

Defined Benefit Plans - The Company pays gratuity to the employees whoever has completed five years of service with the Company at the time of resignation / superannuation. The gratuity is paid @15 days salary for every completed year of service as per the Payment of Gratuity Act 1972 or otherwise contractually agreed with the employees.

The gratuity liability amount is contributed to the approved gratuity fund formed (LIC) exclusively for gratuity payment to the employees. The gratuity fund has been approved by Income Tax authorities.

The liability in respect of gratuity and other post-employment benefits is calculated using the Projected Unit Credit Method and spread over the period during which the benefit is expected to be derived from employees' services.

Re-measurement of defined benefit plans in respect of post-employment are charged to the Other Comprehensive Income.

h) **Tax Expenses**

Income tax comprises of current and deferred tax. It is recognised in profit or loss except to the extent that it relates to a business combination or to an item recognised directly in equity or in other comprehensive income.

Current tax

Current tax comprises the expected tax payable or receivable on the taxable income or loss for the year and any adjustment to the tax payable or receivable in respect of previous years. The amount of current tax reflects the best estimate of the tax amount expected to be paid or received after considering the uncertainty, if any related to income taxes. It is measured using tax rates (and tax laws) enacted or substantively enacted by the reporting date.

Deferred tax

Deferred tax is recognised in respect of temporary differences between the carrying amounts of assets and liabilities for financial reporting purposes and the corresponding amounts used for taxation purposes. Deferred tax is also recognised in respect of carried forward tax losses and tax credits.

Deferred tax assets are recognised to the extent that it is probable that future taxable profits will be available against which they can be used.

Deferred tax assets recognised or unrecognised are reviewed at each reporting date and are recognised / reduced to the extent that it is probable / no longer probable respectively that the related tax benefit will be realised.

Deferred tax is measured at the tax rates that are expected to apply to the period when the asset is realised or the liability is settled, based on the laws that have been enacted or substantively enacted by the reporting date.

The measurement of deferred tax reflects the tax consequences that would follow from the manner in which the Company expects, at the reporting date, to recover or settle the carrying amount of its assets and liabilities.

The Company offsets, the current tax assets and liabilities (on a year on year basis) and deferred tax assets and liabilities, where it has a legally enforceable right and where it intends to settle such assets and liabilities on a net basis.

i) Foreign currencies transactions

Transactions in foreign currencies are initially recorded by the company at their functional currency spot rates at the date of the transaction. Monetary assets and liabilities denominated in foreign currency are translated at the functional currency spot rates of exchange at the reporting date. Exchange differences that arise on settlement of monetary items or on reporting at each balance sheet date of the Company's monetary items at the closing rates are recognised as income or expenses in the period in which they arise. Non-monetary items which are carried at historical cost denominated in a foreign currency are reported using the exchange rates at the date of transaction. Non-monetary items measured at fair value in a foreign currency are translated using the exchange rates at the date when the fair value is determined.

j) Revenue recognition

The Company has adopted Ind AS 115 - 'Revenue from contracts with customers' with effect from April 01, 2018. Revenue from the sale of goods in the course of ordinary activities is recognised at the 'transaction price' when the goods are 'transferred' to the customer. The 'transaction price' is the amount of consideration to which the Company expects to be entitled in exchange for transferring promised goods to a customer, excluding amounts collected on behalf of third parties (for example, goods and service tax). The consideration promised in a contract with a customer may include fixed amounts, variable amounts, or both. The goods are considered as 'transferred' when the customer obtains control of those goods.

Revenue from services are recognised in the accounting period in which service are rendered. For fixed price contracts, revenue is recognised based on actual services provided to the end of the reporting period as a proportion of the total services to be provided.

Dividend income is recognised when the right to receive payment is established and known.

There is no impact on account of applying the Ind AS 115 Revenue from contract with customers instead of erstwhile Ind AS 18 Revenue on the financials Statements of the Company for the year ended and as at March 31, 2021.

Interest Income - Interest income is recognised using Effective Interest Rate (EIR) method.

Income on Inter Corporate Deposits is accounted for on time accrual basis.

It is the policy of the company to provide for all income and expenses on accrual basis.

Dividend Income - Revenue is recognised when the Company's right to receive the payment has been established.

k) Financial instruments

i) Financial Assets

a) Recognition and measurement

All financial assets and liabilities are initially recognized at fair value. Transaction costs that are directly attributable to the acquisition or issue of financial assets and financial liabilities, which are not at fair value through profit or loss, are adjusted to the fair value on initial recognition. Purchase and sale of financial assets are recognised using trade date accounting.

A Financial asset is measured at amortized cost if it is held with objective to hold the asset in order to collect contractual cash flows as and when due.

A financial assets is measured at FVTOCI if it is held with an objective to achieve collecting contractual cash flows as and when due and selling financial assets.

A financial assets which is not classified under any of the above categories are measured at FVTPL.

b) Investment in Associates

The Company has accounted for its investments in associates at cost.

c) Other Equity Investments

All other equity investments and equity instruments held for trading are measured at fair value, with value changes recognised in Statement of Profit and Loss, except for those equity investments for which the Company has elected to present the value changes in 'Other Comprehensive Income'.

d) Investment in Bonds

The Company has accounted for its investments in Bonds at amortised cost.

e **Impairment of financial assets**

For trade receivables Company applies 'simplified approach' which requires expected lifetime losses to be recognised from initial recognition of the receivables. The Company uses historical default rates to determine impairment loss on the portfolio of trade receivables. At every reporting date these historical default rates are reviewed and changes in the forward looking estimates are analysed.

f **De-recognition**

The Company derecognises a financial asset when the contractual rights to the cash flows from the financial asset expire, or it transfers the right to receive the contractual cash flows in a transaction in which substantially all of the risks and rewards of ownership of the financial assets are transferred or in which the Company neither transfers nor retains substantially all of the risks and rewards of ownership and does not retain control of the financial asset.

If the Company enters into transactions whereby it transfers assets recognised on its balance sheet but retains either all or substantially all of the risks and rewards of the transferred assets, the transferred assets are not derecognised.

ii) **Financial liabilities**

Recognition and measurement - All financial liabilities are recognized at fair value and in case of loans, net of directly attributable cost. Fees of recurring nature are directly recognised in the Statement of Profit and Loss as finance cost. For trade and other payables maturing within one year from the balance sheet date, the carrying amounts approximate fair value due to the short maturity of these instruments.

De-recognition

The Company derecognises a financial liability when its contractual obligations are discharged or cancelled or expire.

The Company also derecognises a financial liability when its terms are modified and the cash flows under the modified terms are substantially different. In this case, a new financial liability based on the modified terms is recognised at fair value. The difference between the carrying amount of the financial liability extinguished and a new financial liability with modified terms is recognised in the statement of profit and loss.

iii) **Offsetting**

Financial assets and financial liabilities are offset and the net amount presented in the balance sheet when, and only when, the Company currently has a legally enforceable right to set off the amounts and it intends either to settle them on a net basis or realise the asset and settle the liability simultaneously.

l) **Cash and Cash Equivalents**

Cash and Cash Equivalents consist of cash on hand, cash at banks, demand deposits from banks and short term, highly liquid instruments.

m) **Earnings per share**

Basic earnings per share are calculated by dividing the net profit or loss for the year attributable to equity shareholders by the weighted average number of equity shares outstanding during the period.

Diluted earnings per share are computed by dividing the profit after tax as adjusted for dividend, interest and other charges to expense or income (net of any attributable taxes) relating to the dilutive potential equity shares, by the weighted average number of equity shares considered for deriving basic earnings per share and the weighted average number of equity shares which could have been issued on conversion of all dilutive potential equity shares.

n) **Classification of current/ non current assets and liabilities**

All assets and liabilities are presented as current or non current as per the Company's normal operating cycle and other criteria set out in Schedule III of the Companies Act, 2013 and Ind AS 1 Presentation of financial statements. Based on the nature of products and the time between the acquisition of assets for processing and their realisation, the Company has ascertained its operating cycle as 12 months for the purpose of current/non current classification of assets and liabilities.

o) **Measurement of fair values**

A number of the Company's accounting policies and disclosures require the measurement of fair values, for both financial assets and liabilities.

The Company has an established control framework with respect to the measurement of fair values.

Fair values are categorised into different levels in a fair value hierarchy based on the inputs used in the valuation techniques as follows.

Level 1: quoted prices (unadjusted) in active markets for identical assets or liabilities.

Level 2: inputs other than quoted prices included in Level 1 that are observable for the asset or liability, either directly (i.e. as prices) or indirectly (i.e. derived from prices).

Level 3: inputs for the asset or liability that are not based on observable market data (unobservable inputs).

When measuring the fair value of an asset or a liability, the Company uses observable market data as far as possible. If the inputs used to measure the fair value of an asset or a liability fall into different levels of the fair value hierarchy, then the fair value measurement is categorised in its entirety in the same level of the fair value hierarchy as the lowest level input that is significant to the entire measurement.

The Company recognises transfers between levels of the fair value hierarchy at the end of the reporting period during which the change has occurred.

p) **Cash flow statement**

Cash flows are reported using the indirect method, whereby profit for the period is adjusted for the effects of transactions of a non-cash nature, any deferrals or accruals of past or future operating cash receipts or payments and item of income or expenses associated with investing or financing cash flows. The cash flows from operating, investing and financing activities of the Company are segregated. The company considers all highly liquid investments that are readily convertible to known amounts of cash to be cash equivalents.

1.3 ACCOUNTING JUDGEMENTS AND ESTIMATION OF UNCERTAINTY

- a. Depreciation and useful lives of property plant and equipment
Property, plant and equipment are depreciated over their estimated useful lives, after taking into account estimated residual value. Management reviews the estimated useful lives and residual values of the assets annually in order to determine the amount of depreciation to be recorded during any reporting period. The useful lives and residual values are based on the Company's historical experience with similar assets. The depreciation for future periods is revised if there are significant changes from previous estimates.
- b. Recoverability of trade receivable
Judgements are applied in assessing the recoverability of overdue trade receivables and determining whether a provision against those receivables is required.
- c. Provisions
Provisions and liabilities are recognized in the period when it becomes probable that there will be a future outflow of funds resulting from past operations or events and the amount of cash outflow can be reliably estimated. The carrying amounts of provisions and liabilities are reviewed regularly and revised to take account of changing facts and circumstances.
- d. Defined benefit obligations
The obligation arising from defined benefit plan is determined on the basis of actuarial assumptions. Key actuarial assumptions include discount rate, trends in salary escalation, actuarial rates and life expectancy. The discount rate is determined by reference to market yields at the end of the reporting period on government bonds. The period to maturity of the underlying bonds correspond to the probable maturity of the post-employment benefit obligations.

1.4 RECENT AMENDMENTS TO INDIAN ACCOUNTING STANDARDS

- a. Ind AS 103 - Business Combinations
The definition of the term "business" has been revised. An optional test has been introduced to identify concentration of fair value to permit a simplified assessment of whether an acquired set of activities and assets is not a business. Additional guidance with elements of business and on assessing whether an acquired process is substantive. An entity is required to apply the amendments to business combinations for which the acquisition date is on or after the beginning of the first annual reporting period beginning on or after the 01.04.20 and to asset acquisitions that occur on or after the beginning of that period. There was no impact on the financial statements of the Company on adoption of the above amendments for the year.
- b. Ind AS 107 - Financial Instruments Disclosures
Additional disclosures have been introduced for uncertainties arising from interest rate benchmark reforms consequential to the hedge accounting related amendments in the Ind AS 109 – Financial Instruments. The Company did not have any transactions during the year to which these amendments were applicable.
- c. Ind AS 109 - Financial Instruments
Temporary exceptions from applying specific hedge accounting requirements have been introduced for all hedging relationships directly affected by 'interest rate benchmark reform', (i.e. the market-wide reform of an interest rate benchmark, including the replacement of an interest rate benchmark with an alternative benchmark rate). This amendment is effective for annual reporting periods beginning on or after 1 April 2020. The Company did not have any transactions during the year to which these amendments were applicable.
- d. Ind AS 116 - Leases
A Practical expedient has been allowed to permit lessees to exclude COVID-19 related rent concessions to be treated as a lease modification. This amendment is applicable to the Company from annual reporting periods beginning on or after 1 April 2020. There were no rent concessions during the year and accordingly, there was no impact on the financial statements of the Company on adoption of the above amendments for the year.
- e. Ind AS 1 - Presentation of Financial Statement and Ind AS 8 - Accounting Policies, Changes in Accounting Estimates and Errors (and Consequential Amendments to Other Ind AS)
The definition of the term "material" has been revised and is applicable prospectively for annual periods beginning on or after 01.04.20. Consequent to the revised definition of "material", certain amendments were also notified in the Ind AS 10 - Events after the Reporting Period, Ind AS 34 - Interim Financial Reporting and Ind AS 37 - Provisions, Contingent Liabilities and Contingent Assets. There was no impact on the financial statements of the Company on adoption of this amendment for the year

1.5 STANDARDS ISSUED BUT NOT YET EFFECTIVE

As on the date of approval of these financial statements, there were no new standards or amendments which have been notified but not yet adopted by the Company and expected to have any material impact on the financial statements of the Company.

Weizmann Limited

Notes to the Consolidated Financial Statements for the year ended 31st March 2021
 Note No : 2 Property, Plant and Equipment

(Rs in Lakhs)

Description	GROSS BLOCK				DEPRECIATION				NET BLOCK	
	As at 1.4.2020	Adjustments/ Additions	Adjustments/ Deductions	As at 31.03.2021	As at 1.4.2020	For the Year	Adjustments/ Deductions	As at 31.03.2021	As at 31.03.2021	As at 1.4.2020
a) Land - Freehold	435.89	-	-	435.89	-	-	-	-	435.89	435.89
b) Buildings										
Factory	754.85	164.47	-	919.32	560.18	51.37	-	611.54	307.78	194.67
Non- Factory	37.43	222.53	-	259.96	14.91	0.92	-	15.83	244.13	22.52
c) Plant and Machinery	2,886.08	475.78	(57.10)	3,304.76	1,523.26	148.02	(49.05)	1,622.23	1,682.53	1,362.82
d) Office Equipment	17.30	1.57	-	18.87	14.55	1.25	-	15.80	3.07	2.75
e) Furniture and Fixtures	261.12	1.16	-	262.28	220.30	6.26	-	226.56	35.72	40.82
f) Vehicles	331.37	-	-	331.37	66.67	46.20	-	112.87	218.50	264.70
Total	4,724.04	865.51	(57.10)	5,532.45	2,389.87	252.02	(49.05)	2,603.84	2,927.67	2,874.17

Note : 2A Right of Use Assets

Description	GROSS BLOCK				DEPRECIATION				NET BLOCK	
	As at 1.4.2020	Adjustments/ Additions	Adjustments/ Deductions	As at 31.03.2021	As at 1.4.2020	For the Year	Adjustments/ Deductions	As at 31.03.2021	As at 31.03.2021	As at 1.4.2020
a) Right to Use(Ind As116)	59.92	70.69	(12.64)	117.97	58.26	57.12	(6.32)	109.06	8.91	1.66

Weizmann Limited

Notes to the Consolidated Financial Statements for the year ended 31st March 2020
 Note No : 2 Property, Plant and Equipment

(Rs in Lakhs)

Description	GROSS BLOCK				DEPRECIATION				NET BLOCK	
	As at 1.4.2019	Adjustments/ Additions	Adjustments/ Deductions	As at 31.03.2020	As at 1.4.2019	For the Year	Adjustments/ Deductions	As at 31.03.2020	As at 31.03.2020	As at 1.4.2019
a) Land - Freehold	435.89	-	-	435.89	-	-	-	-	435.89	435.89
b) Buildings										
Factory	754.85	-	-	754.85	543.23	16.95	-	560.18	194.67	211.62
Non- Factory	37.43	-	-	37.43	14.30	0.61	-	14.91	22.52	23.13
c) Plant and Machinery	2,749.73	156.88	(20.53)	2,886.08	1,420.32	116.93	(13.98)	1,523.26	1,362.82	1,329.41
d) Office Equipment	16.77	0.53	-	17.30	13.24	1.31	-	14.55	2.75	3.53
e) Furniture and Fixtures	259.97	1.15	-	261.12	213.17	7.13	-	220.30	40.82	46.80
f) Vehicles	330.73	1.16	(0.52)	331.37	27.11	39.76	(0.19)	66.67	264.70	303.62
Total	4,585.37	159.72	(21.05)	4,724.04	2,231.37	182.69	(14.17)	2,399.87	2,324.17	2,354.00

Note : 2A Right of Use Assets

Description	GROSS BLOCK				DEPRECIATION				NET BLOCK	
	As at 1.4.2019	Adjustments/ Additions	Adjustments/ Deductions	As at 31.03.2020	As at 1.4.2019	For the Year	Adjustments/ Deductions	As at 31.03.2020	As at 31.03.2020	As at 1.4.2019
a) Right of Use Assets (Ind As116)	59.92	-	-	59.92	-	58.26	-	58.26	1.66	59.92

Weizmann Limited
Notes to the Consolidated Financial Statements for the year ended 31st March 2021

(Rs in Lakhs)

Particulars	As at 31.03.2021		As at 31.03.2020	
	No of Shares	Amount	No of Shares	Amount
Note No : 3				
NON - CURRENT INVESTMENTS				
A) Investments measured at fair value through OCI investments in Equity instruments (Fully Paid)				
(i) Quoted investments				
Karma Energy Ltd	500	0.09	500	0.09
ICICI Bank	1,000	6.20	-	-
Larsen & Toubro	500	7.61	-	-
Mothersons Sumi Sytems	1,000	2.16	-	-
Suzlon Energy	20,000	1.12	-	-
TOTAL (i)		17.18		0.09
(ii) Unquoted Investments				
Fully paid-up Equity Shares				
MPR Refractories Limited	30	0.02	30	0.02
Saraswat Co-operative Bank Limited	880	0.09	880	0.09
New India Co-Op Bank Ltd	500	0.05	500	0.05
Tapi Energy Projects Limited	15,65,553	171.58	15,65,553	173.46
The Kalyan Janata Sahakari Bank Limited	40	0.01	40	0.01
Weizmann Corporate Services Limited	9,500	28.56	9,500	97.47
Weizmann International Limited	1,000	0.11	1,000	0.11
Zoroastrian Cooperative Bank Limited	500	0.13	500	0.13
TOTAL (ii)		200.55		271.34
Sub Total A (i+ii)		217.73		271.43
B) Investments measured at fair value through P&L				
(i) Investments in Preference shares (Fully Paid)				
Non convertible non cummulative 10% Preference shares Weizmann International Limited-Preference	2,75,000	275.00	5,00,000	500.00
(ii) Investments in Mutual Fund				
HFDC Mutual Fund-Growth Savings Plan	4,594	0.19	4,594	0.19
Sub Total B		275.19		500.19
C) Investments measured at Cost				
Equity instruments of associate Company				
Windia Infrastructure Finance limited	79,13,441	3,867.24	79,13,441	3,886.23
D) Investments measured at Amortised Cost				
Investment in Bonds/ Debentures				
8% IRFC Tax Free Bonds	696	6.96	696	7.22
Total Non Current Investments		4,367.12		4,665.07
Aggregate amount of quoted investments		17.18		0.09
Aggregate amount of unquoted investments		4,349.94		4,664.98

Weizmann Limited
Notes to the Consolidated Financial Statements for the year ended 31st March
2021

(Rs in Lakhs)

Particulars	As at 31.03.2021	As at 31.03.2020
Note No : 4		
NON-CURRENT FINANCIAL ASSET - LOANS		
Other Loans	14.04	14.04
Less : - allowance for Doubtful loans	(14.04)	(14.04)
	-	-
Note No : 5		
OTHER NON-CURRENT FINANCIAL ASSETS		
Security Deposits	105.34	172.24
FD with Banks -Maturity more than 12 months	56.06	78.55
	161.40	250.79
Note No : 6		
Income Tax Assets		
Income Tax and Tax Deducted at Source (Net of Provisions)	110.71	148.33
	110.71	148.33
Note No : 7		
OTHER NON-CURRENT ASSETS		
Capital Advances	433.18	593.18
	433.18	593.18
CURRENT ASSETS		
Note No : 8		
INVENTORIES		
(Valued At Lower of Cost and Net Realisation Value)		
Raw Materials	734.10	432.83
Work in Process	194.88	218.53
Packing Materials	29.56	15.76
Consumables / Spares	75.25	43.88
	1,033.79	711.00

Weizmann Limited
Notes to the Consolidated Financial Statements for the year ended 31st March 2021

Note No : 9

Equity instruments held for trading

(Rs in Lakhs)

Investments in Equity instruments (Fully Paid) Measured at fair value through Profit and Loss Account

Sr No	Name of Script	No. of Shares	As at 31.03.2021	As at 31.03.2020
1	G.M. Mittal Stainless Steel Ltd	10,000	0.01	0.00
3	ITC Ltd	2,000	-	3.44
4	Lakshmi Vilas Bank Ltd	19,000	-	2.09
5	Larsen & Toubro Ltd	1,500	-	12.11
6	Modi Naturals Ltd	100	0.08	0.02
7	Motherson Sumi System ltd	1,000	-	3.06
8	Smelters (India) Ltd	48,700	0.51	0.51
9	Suzlon Energy Ltd	73,000	-	2.00
10	TCS Ltd	-	-	16.40
11	ICICI Bank	1,000	-	13.30
12	Wipro Limited	5	0.01	0.01
TOTAL			0.61	52.95

Weizmann Limited
Notes to the Consolidated Financial Statements for the year ended 31st March 2021

(Rs in Lakhs)

Particulars	As at 31.03.2021	As at 31.03.2020
Note No : 10		
TRADE RECEIVABLES		
[Unsecured]		
Trade receivables		
Trade Receivables-Considered Good, Unsecured	1,813.51	1,264.51
Trade Receivables- With Significant increase in Credit risk	-	
	1,813.51	1,264.51
	1,813.51	1,264.51
Note No : 11		
CASH AND CASH EQUIVALENTS		
Cash on Hand	7.70	4.74
Balance with banks :		
- In Current Account	79.26	124.83
	86.96	129.57
Note No : 12		
OTHER BANK BALANCE		
Fixed Deposits	0.84	0.61
Unclaimed Dividend Account	35.73	70.00
	36.57	70.61
Note No : 13		
CURRENT FINANCIAL ASSETS - LOANS		
Related Parties	-	-
Loans to Others	6.12	4.70
Loans to Staff	6.73	12.38
	12.85	17.08
Note No : 14		
OTHER CURRENT ASSETS		
Advances to Suppliers	57.78	55.92
Advance for Capital Asset	89.25	-
Balances with Revenue Authorities	594.58	412.46
Gratuity Fund-LIC (in Excess of Provision)	8.89	13.16
Other Receivables	13.66	-
Prepaid Expenses	14.04	12.01
	778.20	493.56

Weizmann Limited
Notes to the Consolidated Financial Statements for the year ended 31st March 2021

Rs in lakhs (Except No of Shares)

	As at 31.03.2021 (Audited)		As at 31.03.2020 (Audited)	
	No of Shares	Amount	No of Shares	Amount
Note No : 15				
SHARE CAPITAL				
Authorised Share Capital				
Equity Shares of Rs 10/- each	3,00,00,000	3,000.00	3,00,00,000	3,000.00
Preference Shares of Rs 100/- each	20,00,000	2,000.00	20,00,000	2,000.00
	3,20,00,000	5,000.00	3,20,00,000	5,000.00
Issued, Subscribed & Paid Up Share Capital				
Equity Shares of Rs 10/- each	1,72,71,536	1,727.15	1,72,71,536	1,727.15
Total	1,72,71,536	1,727.15	1,72,71,536	1,727.15
NOTE [15.1]				
Reconciliation of the number of shares and amount outstanding at the beginning and at the end of the reporting year				
Equity Shares				
At the beginning of the Year	1,72,71,536	1,727.15	1,72,71,536	1,727.15
Issued during the Year	-	-	-	-
Outstanding at the end of the Year	1,72,71,536	1,727.15	1,72,71,536	1,727.15
NOTE [15.2]				
Terms / rights attached to equity shares				
a) The Company has only one class of shares having a par Value of Rs 10/- per Share. Each holder of equity shares is entitled to one vote per share.				
b) In the event of liquidation of the company, the holders of equity shares will be entitled to receive the remaining assets of the company, after distribution of all preferential amounts. The distribution will be in proportion to the number of equity shares held by the shareholders.				
c) The company has not issued any bonus shares or bought back the equity shares nor issued shares for consideration other than cash in the last 5 years immediately preceding the reporting date.				
NOTE [15.3]				
Details of shares held by each shareholder holding more than 5% shares :				
Share Holders	No of Shares	Holding %	No of Shares	Holding %
Anju D Siraj	12,43,103	7.19	12,43,103	7.19
Dharmendra G.Siraj	13,93,020	8.07	12,18,076	7.05
Hansneel Impex Pvt Ltd	34,15,664	19.78	34,15,664	19.78
Kanan A.Khambhatti	11,60,062	6.72	11,60,062	6.72
Meghna P. Doshi	11,38,059	6.59	11,38,059	6.59
Prabhanjan Multitrade Pvt. Ltd	24,74,184	14.33	24,74,184	14.33
Sitex India Private Limited	18,51,517	10.72	18,51,517	10.72

Weizmann Limited
Notes to the Consolidated Financial Statements for the year ended 31st March 2021

(Rs in Lakhs)

Particulars	As at 31.03.2021	As at 31.03.2020
Note No : 16		
OTHER EQUITY		
Capital Reserve on Consolidation		
Opening Balance	49.75	49.75
Closing Balance	49.75	49.75
General Reserve		
Opening Balance	876.10	876.10
Closing Balance	876.10	876.10
Retained Earnings		
Opening Balance	2,529.69	4,413.96
Add : Profit / (Loss) for the Year	518.66	432.08
Add : Re-measurement Gains/ (Losses) on defined benefit plans	(1.54)	4.19
Add : Transfer from Other Comprehensive Income	-	(134.20)
Dividend Paid	-	(86.36)
Dividend Distribution Tax	-	(17.75)
Dividend Paid-Interim- Mar 20	-	(1,727.15)
Dividend Distribution Tax-Interim- Mar 20	-	(355.08)
Closing Balance	3,046.81	2,529.69
Other Comprehensive Income (OCI)		
Equity Instruments through Other Comprehensive Income		
Opening Balance	1,850.86	1,351.71
Add : Movement in OCI (Net) during the year	(100.43)	364.95
Less: Transfer to Retained Earnings on sale of Investments.	-	134.20
Closing Balance	1,750.43	1,850.86
Total	5,723.09	5,306.40

Weizmann Limited

Notes to the Consolidated Financial Statements for the year ended 31st March 2021

(Rs in Lakhs)

Particulars	As at 31.03.2021	As at 31.03.2020
Note No : 17 NON CURRENT FINANCIAL LIABILITIES BORROWINGS		
Secured Loans		
Bank Loans	29.43	79.16
Total	29.43	79.16
[Note 17.1] Details of Secured Loans from :		
Name of Bank	Tenure	
Axis Bank -*48 fixed monthly installments starting from 01/03/2019. Rate of Interest - 9.16%	*48 fixed monthly	28.06
HDFC Bank - *60 fixed monthly installments starting from 26/04/2017. Rate of Interest - 8%	*60 fixed monthly	1.37
HDFC Bank - *60 fixed monthly installments starting from 31/03/2017. Rate of Interest - 9%	*60 fixed monthly	-
		29.43
		79.16
[Note 17.2] * For the Current Maturities of Long-Term Borrowings, Refer Note 23 - Other Current financial Liabilities.		
Note No : 18 NON CURRENT OTHER FINANCIAL LIABILITIES Security Deposits	12.00	12.00
Total	12.00	12.00
Note No : 19 NON CURRENT PROVISIONS Provision for Employee Benefits Leave Encashment Gratuity	3.69 - -	- - -
Total	3.69	0.00
Note No : 20 DEFERRED TAX LIABILITIES (NET) (For breakup refer Note 35)	160.35	-
Total	160.35	156.47

Weizmann Limited

Notes to the Consolidated Financial Statements for the year ended 31st March 2021

(Rs in Lakhs)

Particulars	As at 31.03.2021	As at 31.03.2020
Note No : 21		
FINANCIAL LIABILITIES		
BORROWINGS - CURRENT		
Secured Loans from Banks	-	-
Inter Corporate Deposit Taken	1,556.23	1,753.05
Note: Inter Corporate Deposit (ICD) is taken from Tapi Energy Prjjects Limited and carry interest rate of 7% pa. The ICD is repayable on demand.		
Total	1,556.23	1,753.05
Note No : 22		
TRADE PAYABLES		
Micro & Small enterprises	-	-
Other than Micro & Small enterprises	2,018.51	1,592.04
Total	2,018.51	1,592.04
Note No : 23		
OTHER CURRENT FINANCIAL LIABILITIES		
Current Maturities of Long-Term Debt	60.43	60.43
Unclaimed Dividend	35.74	70.00
Other Liabilities	42.28	11.64
Total	138.45	142.07
There are no amounts due and outstanding to be credited to Investors, Education and Protection fund as at 31.03.2020		
Note No : 24		
OTHER CURRENT LIABILITIES		
Statutory Liabilities	28.88	20.68
Advances Received from Customers	342.68	68.61
Total	371.56	89.29
Note No : 25		
PROVISIONS		
Provision : Employee Benefits		
Provision for Bonus	14.65	10.24
Leave Encashment	7.30	11.95
Total	21.95	22.19

Weizmann Limited
Notes to the Consolidated Financial Statements for the year ended 31st March 2021

(Rs in Lakhs)

Particulars	Year Ended 31 .03. 2021	Year Ended 31 .03. 2020
Note No : 26		
REVENUE FROM OPERATIONS		
Revenue from Contract with Customers		
Sale of Products (Local)	551.35	1,214.13
Sale of Products (Exports)	136.04	46.75
Sale of Services	9,074.19	8,374.17
Total	9,761.58	9,635.05
Note: No adjustments were required to be made to contract price on account of any discounts, rebates, refunds, price, concessions, incentives, etc for revenue recognition during the year.		
Note No : 27		
OTHER INCOME		
Sale of Securities	82.49	19.59
EPPG REFUND	1.57	-
MEIS Licence Sale	6.96	-
Rent Income	5.60	6.80
Sundry Balances Written Back	8.25	18.38
Interest Income on FD,ICD and Bonds	3.95	12.30
Interest Income on Torrent Deposit	3.31	5.32
Interest on Income Tax Refund	6.10	-
Dividend Income - Current investment	0.76	2.17
Fair Value Gain/(Losses) on FVTPL Equity Instruments	(52.33)	(51.38)
Total	66.66	13.18
Note No : 28		
COST OF MATERIALS CONSUMED		
Opening stock	432.83	407.18
Add: Purchases	4,035.79	3,574.04
	4,468.62	3,981.22
Less: Closing Stock	(734.10)	(432.83)
	3,734.52	3,548.39
Material consumed comprises of :		
Textiles/Fabrics	959.50	1,159.19
Color Chemicals	2,775.02	2,389.20
	3,734.52	3,548.39
Note No : 29		
CHANGES IN INVENTORIES OF FINISHED GOODS, WORK-IN-PROGRESS AND STOCK-IN-TRADE		
Inventories at the end of the year:		
Work-in-progress	194.88	218.53
Inventories at the beginning of the year:		
Work-in-progress	218.53	272.53
Total	23.65	54.00
Note No : 30		
DIRECT, OPERATING AND MANUFACTURING EXPENSES		
Stores and Spares	456.00	441.34
Packing Materials	165.99	153.46
Factory Expenses	85.23	108.68
Total	707.22	703.48

Weizmann Limited
Notes to the Consolidated Financial Statements for the year ended 31st March 2021

(Rs in Lakhs)

Particulars	Year Ended 31 .03. 2021	Year Ended 31 .03. 2020
Note No : 31		
EMPLOYEES BENEFIT EXPENSES		
Salaries, Wages and Bonus	688.70	654.62
Director's Remuneration	31.86	50.00
Contributions to provident and other funds	23.80	17.63
Staff Welfare expenses	18.22	11.83
Total	762.58	734.07
Note No : 32		
FINANCE COSTS		
Interest Expenses on :		
Interest on Others	0.04	1.50
Interest on TDS	0.80	0.21
Unwinding of discount on lease liability	2.63	5.60
Interest on Borrowings	125.22	38.42
Total	128.69	45.73
Note No : 33		
OTHER EXPENSES		
Advertisement Expenses	-	400.00
Bad Debts W/off/Provision	-	23.26
CSR Expenses	14.64	14.52
Commission Paid	84.53	75.92
Donation	0.48	104.00
Donation to Political Party	-	-
Director Sitting Fees	1.34	1.76
Freight and Forwarding expenses	277.53	219.03
Insurance Charges	15.38	8.53
Legal and Professional Charges	27.43	30.96
Licence fee	0.50	0.40
Loss on Sale of Fixed Assets	4.55	5.12
Loss on Discarded Fixed Assets	-	-
Loss on Sale Of Securities	7.22	-
Rates and Taxes	9.36	8.90
Repairs and Maintenance - Buildings	42.12	15.40
Repairs and Maintenance - Machinery	144.53	125.03
Repairs and Maintenance - Furniture	0.79	0.42
Repairs and Maintenance - Others	21.30	13.84
Travelling & Conveyance	7.73	77.23
Miscellaneous Expenses	66.14	135.51
Payment to Auditors	6.75	6.84
	732.32	1,266.67
Payment to Auditors		
Statutory Audit	5.55	5.55
Tax Audit	1.20	1.20
For Other Services		0.09
	6.75	6.84

Note No.34**Contingent Liabilities and commitments not provided for in respect of the following:**

(Rs in Lakhs)

Particular	As at 31.03.2021	As at 31.03.2020
Disputed Income Tax Liabilities	-	169.49

Note: It is not practicable for the company to estimate the closure of the above issue and**Note No.35**

a) Deferred Tax

The Breakup of Net deferred tax liability

(Rs in Lakhs)

Movement in deferred tax assets/ liability	Property Plant and Equipment	Fair value of Investments	Others	Total
As at March 31, 2019	186.01	(116.34)	(5.82)	63.84
Charged / (Credited)				
- To profit or loss	10.69	-	4.06	14.75
- To Other comprehensive income	-	77.88	-	77.88
As at March 31, 2020	196.70	(38.46)	(1.77)	156.48
Charged / (Credited)				
- To profit or loss	20.93	0.60	(1.29)	20.23
- To Other comprehensive income	-	(16.36)	-	(16.36)
As at March 31, 2021	217.63	(54.22)	(3.06)	160.35

b) Taxation

(Rs in Lakhs)

Particular	As at 31.03.2021	As at 31.03.2020
Income Tax recognised in statement of Profit and Loss		
Current Tax	187.00	155.28
Deferred Tax	20.23	14.75
Adjustment for tax of earlier years	59.06	-
	266.29	170.03

The Income Tax Expenses for the year can be reconciled to the accounting profit as follows

(Rs in Lakhs)

Particular	Year Ended 31.03.2021	Year Ended 31.03.2020
Profit Before Tax	758.55	602.11
Applicable Tax Rate	27.82%	29.12%
Computed Tax Expenses	211.03	175.34
Tax Effect of :		
Incomes not taxable	(8.39)	(6.34)
Expenses disallowed	4.07	1.55
Recalculation of deferred tax liabilities		0
Others	0.52	(0.52)
Total	207.23	170.03
Adjustment for tax earlier years	59.06	-
Tax Expenses Recognised in the Statement of profit and Loss (including tax adjustment for earlier years)	266.29	170.03

Note No.36**Earning Per Share**

Particular	Year Ended 31.03.2021	Year Ended 31.03.2020
Profit after tax attributable to Equity Share Holders	492.26	432.08
Weighted average number of Shares	1,72,71,536	1,72,71,536
The nominal Value per ordinary share	10.00	10.00
Earning Per Share (Basic & Diluted)	2.85	2.50

Note No: 37**Related Party Disclosures for the year ended 31st March 2021**

In accordance with the "Indian Accounting Standard (IND AS) 24 – Related Party Disclosure" as per Companies (Accounting Standards) Rules, the Company has compiled and certified the required information as stated below:

Related Party and their Relationship**Associates**

Windia Infrastructure Finance Limited

Key Management Personnel	Entities Controlled by Key Management Personnel or his Relatives	Relatives of Key Management Personnel & Directors
Neelkamal V Siraj - Managing Director Prakash Kumar Mewara-CFO Ami Purohit-CS	Hansneel Impex Private Limited Parmatma Power Projects Private limited Supportive Insurance brokers Limited Weizmann International Limited Sitex India Private Limited Purvaja projects Limited	Isha Siraj Kanan Ankit Khambhati Meghna Pratik Doshi

Transactions with the related Parties

(Rs in Lakhs)

Nature of Transaction	Enterprise having common control	Associates	Key Management Personal & their relatives	Total
<u>INCOME / RECEIPTS</u>				
Sale of Investments				
Purvaja projects Limited	39.56	-	-	39.56
	-	-	-	-
Sale of Services (Job Work)				
Weizmann International Limited	0.45	-	-	0.45
	-	-	-	-
Interest Income				
Weizmann International Limited	-	-	-	-
	0.79	-	-	0.79
<u>EXPENDITURE/PAYMENTS</u>				
Managerial Remuneration				
N.V.Siraj	-	-	31.86	31.86
	-	-	50.00	50.00
Prakash Mewara (CFO)	-	-	23.04	23.04
	-	-	18.83	18.83
Ami Purohit-CS	-	-	4.17	4.17
	-	-	4.04	4.04
Isha Siraj Kedia	-	-	14.50	14.50
	-	-	23.00	23.00
Kanan Ankit Khambhati	-	-	5.37	5.37
	-	-	5.00	5.00
Meghna Pratik Doshi	-	-	5.37	5.37
	-	-	5.00	5.00
Purchase of Goods/Services				
Hitesh Vrajlal Siraj (Rent Payment)	-	-	15.90	15.90
	-	-	-	-
Sale of Preference Shares				
Weizmann International Limited	225.00	-	-	225.00
	-	-	-	-
Security Deposit Given				
Hitesh Vrajlal Siraj	-	-	6.20	6.20
	-	-	-	-

Previous Year figures have been shown as Italics

Note No: 37A

Particulars of loan given / Investments made / guarantees given, as required by clause (4) of Section 186 of the Companies Act, 2013

Investments	During the Year				As at 31.03.2021		As at 31.03.2020	
	Purchase		Sale		Qty	Amount (Rs in Lakhs)	Qty	Amount (Rs in Lakhs)
	Qty	Amount (Rs in Lakhs)	Qty	Amount (Rs in Lakhs)				
Weizmann Corporate Services Ltd	-	-	-	-	9,500	28.56	9,500	97.47
Windia Infrastructure Finance Ltd	-	-	-	-	79,13,441	2,400.89	79,13,441	2,400.89
Saraswat Co-op Bank Ltd	-	-	-	-	880	0.09	880	0.09
Tapi Energy Projects Ltd	-	-	-	-	15,65,553	171.58	15,65,553	173.46
Karma Energy Ltd	-	-	-	-	500	0.09	500	0.09
MPR Refractories Ltd	-	-	-	-	30	0.02	30	0.02
New India Co-Op Bank Ltd	-	-	-	-	550	0.05	550	0.05
The Kalyan Janata Sahakari Bank Ltd	-	-	-	-	40	0.01	40	0.01
Weizmann International Ltd	-	-	-	-	1,000	0.11	1,000	0.11
Weizmann International Ltd (Preference Shares)	-	-	2,25,000	225.00	2,75,000	275.00	5,00,000	500.00
Zoroastrian Cooperative Bank Ltd	-	-	-	-	500	0.13	500	0.13
ITC Ltd	-	-	2,000	3.39	-	-	2,000	3.44
Lakshmi Vilas Bank Ltd	-	-	19,000	2.52	-	-	19,000	2.09
Larsen & Toubro Ltd	500	7.61	1,500	14.05	500	7.61	1,500	12.11
Modi Naturals Ltd	-	-	-	-	100	0.08	100	0.02
Motherson Sumi System Ltd	1,000	2.16	5,000	6.55	1,000	2.16	5,000	3.06
Smelter india Ltd	-	-	-	-	48,700	0.51	48,700	0.51
Suzlon Energy Ltd	20,000	1.12	1,00,000	4.98	20,000	1.12	1,00,000	2.00
TCS Ltd	-	-	900	23.90	-	-	900	16.40
ICICI Bank Ltd	1,000	6.20	4,100	19.88	1,000	6.20	4,100	13.30
Wipro Ltd	-	-	-	-	5	0.01	5	0.01

Note No: 38

Segment Reporting

Since the Company has only one Segment i.e. textile business, hence segment reporting is not applicable.

Note No: 39

Capital management

The company manages its capital to ensure that it will be able to continue as going concern while maximising the return. The capital structure of the company consists of net debt (borrowings as detailed in notes No. 17 & 23 offset by cash. The company is not subject to any externally imposed capital requirements.

Gearing Ratio - The gearing ratio at end of the reporting period was as follows.

Particulars	(Rs in Lakhs)	
	As at 31.03.2021	As at 31.03.2020
Debt	89.86	139.59
Cash and Cash Equivalents	86.96	129.57
Net Debt	2.89	10.02
Equity	7,450.24	7,033.55
Net Debt to Equity Ratio	0.0004	0.0182

Debt is defined as long-term borrowings including current maturities of long term borrowings, as given in notes 17 & 23.

Note No: 40		(Rs in Lakhs)	
Defined Benefit Plan	As at 31.03.2021	As at 31.03.2020	
Particulars	Gratuity	Funded	
I) Reconciliation of opening and closing balances of Defined Benefit Obligation			
Defined Benefit Obligation at the beginning of the year	22.18	27.33	
Interest Cost	1.38	2.12	
Current Service Cost	3.71	1.67	
Liability Transferred in/Acquisition		13.06	
Past Service Cost		-	
Benefits Paid directly by the employer		(4.12)	
Benefits Paid from the fund	(3.63)	(11.54)	
Actuarial (Gain) / Loss	1.94	(6.34)	
Defined Benefit Obligation at year end	25.58	22.18	
II) Reconciliation of opening and closing balances of fair value of Plan Assets			
Fair value of Plan Assets at the beginning of the year	35.34	25.25	
Interest Income	2.21	1.96	
Employer Contribution	0.75	7.04	
Assets Transferred in/Acquisition		13.06	
Benefits Paid	(3.63)	(11.54)	
Actual Return on Plan Assets	(0.20)	(0.43)	
Fair value of Plan Assets at year end	34.47	35.34	
III) Reconciliation of Fair Value of Assets and Obligations			
Present Value of Obligation at the end of the year	25.58	22.18	
Fair value of Plan Assets at the end of the Year	34.47	35.34	
Present Value of Obligation	8.89	13.16	
Amount recognised in Balance Sheet (Assets / Liabilities)	8.89	13.16	
IV) Actuarial Gain/(Loss) Recognised			
Actuarial (Gain) / Loss on Obligation	1.94	(6.34)	
Return on Plan Assets, Excluding Interest Income	0.20	0.43	
Actuarial (Gain) / Loss on Recognised in the year	2.14	(5.91)	
V) Expenses recognised during the year			
Current Service Cost	3.71	1.67	
Interest Cost	(0.82)	0.16	
Net Cost	2.89	1.83	
Net Actuarial (Gain)/Loss recognised in the year		2.89	
Expenses Recognised in the statement of Profit & loss	2.89	1.83	
In Other Comprehensive Income			
Actuarial (Gain) / Loss	1.94	(6.34)	
Return on Plan Assets	0.20	0.43	
Net (Income)/ Expense for the period Recognised in OCI	2.14	(5.91)	
VI) Actuarial Assumptions			
Mortality Table (IALM)			
Discount Rate (per annum)	6.06	6.24	
Expected rate of return on Plan Assets (per annum)	6.06	6.24	
Rate of Escalation in Salary (per annum)	-	-	
VII) Maturity Analysis of Projected benefit Obligation : From the			
Projected benefits payable in future years from the date of reporting			
1st Following Year	4.76	5.35	
2nd Following Year	3.63	2.58	
3rd Following Year	4.59	2.66	
4th Following Year	3.03	3.55	
5th Following Year	3.15	2.22	
Sum of Years 6 To 10	9.19	8.38	
VIII) Sensitivity Analysis			
Delta Effect of +1% Change in Rate Of Discounting	(0.86)	(0.73)	
Delta Effect of -1% Change in Rate Of Discounting	0.93	0.79	
Delta Effect of +1% Change in Rate Of Salary Increase	0.98	0.84	
Delta Effect of -1% Change in Rate Of Salary Increase	-	-	
Delta Effect of +1% Change in Rate Of Employee Turnover	0.15	0.09	
Delta Effect of -1% Change in Rate Of Employee Turnover	(0.18)	(0.11)	

Note No: 41**a) Accounting classification and fair values****(Rs in Lakhs)**

Particulars	As at 31-03-2021			As at 31-03-2020		
	FVTPL *	FVTOCI #	Amotised Cost \$	FVTPL *	FVTOCI #	Amotised Cost \$
Finacial Asset						
Non current Investments	275.19	217.73	3,874.20	500.19	271.43	3,893.35
Other Non Current financial Asset	-	-	161.40	-	-	250.79
Equity Instruments held for Trading	0.61	-	-	52.95	-	-
Trade Receivables	-	-	1,813.51	-	-	1,264.51
Loans	-	-	12.85	-	-	17.08
Cash and Cash Equivalents	-	-	86.96	-	-	129.57
Other Bank Balance	-	-	36.57	-	-	70.61
Finacial Liabilities						
Long-Term Borrowings	-	-	29.43	-	-	79.16
Other Non Current financial liabilities	-	-	12.00	-	-	12.00
Short-Term Borrowings	-	-	1,556.23	-	-	1,753.05
Trade payable	-	-	2,018.51	-	-	1,592.04
Other Current financial liabilities	-	-	138.45	-	-	142.07

Foot Notes for non current investments and equity instrument held for trading

* FVTPL includes Preference Shares of Rs 275.00 lakhs (P.Y. Rs.500 lakhs) and Mutual Fund of Rs 0.19 lakhs (P. Y. Rs.0.19 lakhs)

FVTOCI includes quoted/unquoted equity shares

§ Amortised cost included investments in Associate company of Rs 2400.89 Lakhs (P.Y Rs. 2400.89Lakhs) and Bonds of Rs. 6.96 Lakhs (P.Y.Rs 7.22 lakhs)

Fair Value Measurement Hierarchy ;**(Rs in Lakhs)**

Particulars	As at 31-03-2021			As at 31-03-2020		
	Level 1	Level 2	Level 3	Level 1	Level 2	Level 3
Finacial Asset						
Non current Investments	17.18	0.19	475.55	0.09	0.19	771.34
Equity Instruments held for Trading	0.61	-	-	52.95	-	-

b) Valuation Methodology

All Financial Instruments are initially recognised and subsequently re-measured at fair value as detailed below

a) The Fair Value of investment in Quoted equity share, Government securities and mutual funds is measured at quoted price or NAV

b) The Fair Value of investment of unquoted equity shares in other than Associate is determined by valuing such investee companies at their respective fair values by considering in each of such investee companies, the value of immovable properties considered by revenue authorities for determining the stamp duty amount, the quoted equity shares at their quoted price, and for unquoted equity shares by adopting the method of determination as above i.e. finding the fair value of such unquoted entities and other assets and liabilities at their carrying costs.

The financial instruments are categorised into two levels based on the inputs used to arrive at fair value of measurements as described below :

Level 1 : Level 1 hierarchy includes financial instruments measured using quoted prices. This includes listed equity instruments, traded bonds and mutual funds that have quoted price. The fair value of all equity instruments (including bonds) which are traded in the stock exchanges is valued using the closing price as at the reporting period.

Level 2 : The fair value of financial instruments that are not traded in an active market (for example, traded bonds, over-the-counter derivatives) is determined using valuation techniques which maximise the use of observable market data and rely as little as possible on entity-specific estimates. If all significant inputs required to fair value an instrument are observable, the instrument is included in level 2. The mutual funds are valued using the closing NAV.

Level 3 : If one or more of the significant inputs is not based on observable market data, the instrument is included in level 3. This is the case for unlisted equity securities, contingent consideration and indemnification asset included in level 3.

c) Financial risk management

The Company has exposure to the following risks arising from financial instruments:

- Credit risk;
- Liquidity risk; and
- Market risk

(i) Risk management framework

The Company's Board of Directors has overall responsibility for the establishment and oversight of the Company's risk management framework.

The Company's risk management policies are established to identify and analyse the risks faced by the Company, to set appropriate risk limits and controls and to monitor risks and adherence to limits. Risk management policies and systems are reviewed regularly to reflect changes in market conditions and the Company's activities. The Company, through its training and management standards and procedures, aims to maintain a disciplined and constructive control environment in which all employees understand their roles and obligations.

The audit committee oversees how management monitors compliance with the company's risk management policies and procedures, and reviews the adequacy of the risk management framework in relation to the risks faced by the Company. The audit committee is assisted in its oversight role by internal audit. Internal audit undertakes both regular and ad hoc reviews of risk management controls and procedures, the results of which are reported to the audit committee.

(ii) Credit risk

Credit risk is the risk of financial loss to the Company if a customer or counterparty to a financial instrument fails to meet its contractual obligations, and arises principally from the Company's receivables from customers and investments in debts

The carrying amount of following financial assets represents the maximum credit exposure:

Trade and other receivables

The Company's exposure to credit risk is influenced mainly by the individual characteristics of each customer. However, management also considers the factors that may influence the credit risk of its customer base, including the default risk of the industry and country in which customers operate.

The Company establishes an allowance for impairment that represents its estimate of expected losses in respect of trade and other receivables.

The Company is involved mainly in domestic sales and has limited export sales. These exports are made against advance receipts.

(iii) Liquidity risk

Liquidity risk is the risk that the Company will encounter difficulty in meeting the obligations associated with its financial liabilities that are settled by delivering cash or another financial asset. The Company's approach to managing liquidity is to ensure, as far as possible, that it will have sufficient liquidity to meet its liabilities when they are due, under both normal and stressed conditions, without incurring unacceptable losses or risking damage to the Company's reputation.

Exposure to liquidity risk

The following are the remaining contractual maturities of financial liabilities at the reporting date. The amounts are gross and undiscounted, and include estimated interest payments.

31 March 2021	(Rs in lakhs)			
	Carrying amount	Upto 1 year	1-5 years	More than 5 years
Non-derivative financial liabilities				
Trade payables	2,018.51	2,018.51	-	-
Other financial liabilities	90.02	90.02	-	-
Long term borrowings (Including Current maturities of Long term debt)	89.86	60.43	29.43	-
Short term borrowings	1,556.73	1,556.73	-	-

31 March 2020	(Rs in lakhs)			
	Carrying amount	Upto 1 year	1-5 years	More than 5 years
Non-derivative financial liabilities				
Trade payables	1,592.04	1,592.04	-	-
Other financial liabilities	93.64	93.64	-	-
Long term borrowings	139.59	60.43	79.16	-
Short term borrowings	1,753.05	1,753.05	-	-

(iv) Market risk

Market risk is the risk that changes in market prices – such as interest rates and equity prices – will affect the Company's income or the value of its holdings of financial instruments.

(v) Currency risk -

The Company is not exposed to currency risk on account of its borrowings and other payables in foreign currency. The functional currency of the Company is Indian Rupees. The Company does not use derivative financial instruments for trading or speculative purposes.

(vi) Interest risk -

At the reporting date the interest rate profile of the Company's interest-bearing financial instruments was as follows

Particulars	(Rs in lakhs)	
	As at 31.03.2021	As at 31.03.2020
Fixed rate instruments		
Financial Liabilities		
Vehicle Loan	89.86	139.59
Inter Corporate Deposit	1,556.73	1,753.05
Floating Rate Instruments		
Financial Liabilities		
Bank Overdraft	-	-
Total	1,646.09	1,892.64

(vii) Price Risk

The company's investments in equity instruments held for trading and other investments carried at fair value through profit and loss are subject to price risk which may affect the profit and loss of the company.

To manage its price risk, the company diversifies its portfolio. Diversification of the portfolio is done based on internal review and limits decided by the management from time to time.

Sensitivity Analysis		
	As at 31.03.2021	As at 31.03.2020
	Impact on Profit and loss	
Investments measured at FVTPL (including equity instruments held for trading)		
10% Increase in price	0.08	5.31
10% Decrease in price	(0.08)	(5.31)
	Impact on other comprehensive Income	
Investments measured at		
10% Increase in price	1.72	(0.01)
10% Decrease in price	(1.72)	(0.01)

Note No: 42

The financial statements were approved for issue by the board of directors on 29th June, 2021

Note No: 43

The Company has considered the possible effects that may result from the pandemic relating to COVID-19 in the preparation of these Consolidated financial results including the recoverability of carrying amounts of financial and non-financial assets. In developing the assumptions relating to the possible future uncertainties in the economic conditions because of this pandemic, the Company has, at the date of approval of these financial statements, used internal and external sources of information and expects that the carrying amount of these assets will be recovered. The impact of COVID-19 on the Company's financial statements may differ from that estimated as at the date of approval of these financial statements.

Note No: 44

Previous Year figures have been regrouped wherever necessary.

Weizmann Limited

**Additional Information as required by Schedule III to the Companies Act, 2013 of Enterprises consolidated as
Subsidiary/Associate/Joint Ventures**

Rs in Lacs

Name of Enterprise	Net Assets i.e. Total Assets minus Total Liabilities		Share of Profit or Loss		Share in other Comprehensive income		Share in Total Comprehensive income	
	As % of Consolidated Net Assets	Amount	As % of Consolidated Profit or Loss	Amount	As % of Consolidated other Comprehensive Income	Amount	As % of Consolidated other Comprehensive Income	Amount
Parent								
Weizmann Limited	100.32%	5,938.89	94.91%	492.26	55.39%	(56.48)	104.58%	435.78
Associates								
Windia Infrastructure Finance Limited	40.24%	2,381.90	5.09%	26.39	44.61%	(45.48)	-4.58%	(19.09)
Inter Company Adjustments	-40.56%	(2,400.89)	0.00%	-	0.00%	-	0.00%	-
Total	100.00%	5,919.90	100.00%	518.65	100.00%	(101.96)	100.00%	416.69

WEIZMANN LIMITEDAnnexure
Form AOC-1**(Pursuant to first provisio to Sub-Section(3) of Section 129 read with rule 5 of Companies(Accounts) Rules 2014)
Statement containing Salient features of the Financial Statement of Subsidiaries/Associate Companies/Joint Ventures****Part B: Associates and Joint Ventures**

		(Rs. In Lakhs)
	Name of the Associates/Joint Ventures	Windia Infrastructure Finance Limited
1	Last Audited Balance Sheet Date	31st March 2021
2	Shares of Associate/Joint Ventures held by Company on the year end: Nos	7913441
	Amount of Investment in Associates/Joint Venture	2400.89
	Extent of Holding %	32.62%
3	Description of how ther is significant influence	more than 20%
4	Reason why the Associate/Joint Venture is not Consolidated	NA
5	Networth attributable to share holding as per latest Audited Balance Sheet	4,409.24
6	Profit/Loss for the year	
	a) Considered in Consolidation	26.39
	b) Not Considered in Consolidation	54.92



(CIN : L65990MH1985PLC038164)
Empire House, 214, Dr. D. N. Road,
Ent. A.K. Nayak Marg, Fort, Mumbai –400001