

**Investor
Presentation
Q3 FY2020-21**

January 2021



Disclaimer

- This presentation is confidential and may not be copied, published, distributed or transmitted. The information in this presentation is being provided by Bandhan Bank Limited (also referred to as 'Bank'). By attending a meeting where this presentation is made, or by reading this presentation material, you agree to be bound by following limitations:
 - The information in this presentation has been prepared for use in presentations by Bank for information purposes only and does not constitute, or should be regarded as, or form part of any offer, invitation, inducement or advertisement to sell or issue, or any solicitation or any offer to purchase or subscribe for, any securities of the Company in any jurisdiction, including the United States and India, nor shall it, or the fact of its distribution form the basis of, or be relied on in connection with, any investment decision or any contract or commitment to purchase or subscribe for any securities of the Company in any jurisdiction, including the United States and India. This presentation does not constitute a recommendation by the Bank or any other party to sell or buy any securities of the Bank. This presentation and its contents are not and should not be construed as a prospectus or an offer document, including as defined under the Companies Act, 2013, to the extent notified and in force or an offer document under the Securities and Exchange Board of India (Issue of Capital and Disclosure Requirements) Regulations, 2009as amended.
 - The Bank may alter, modify, or otherwise change in any manner the contents of this presentation without obligation to modify any person of such change or changes. No representation warranty implied as to and reliance or warranty, express or implied, is made to, nor should be placed on, the fairness, accuracy, completeness or correctness of the information or opinions contained in this presentation. Neither Bank nor any of its affiliates, advisors or representatives shall have any responsibility or liability whatsoever (for negligence or otherwise) for any loss howsoever arising from any use of this presentation or its contents or otherwise arising in connection with this presentation. The information set out herein may be subject to updating, completion, revision, verification and amendment and such information may change materially. This presentation is based on the economic, regulatory, market and other conditions as in effect on the date hereof. It should be understood that subsequent developments may affect the information contained in this presentation, which neither Bank nor its affiliates, advisors or representatives are under any obligation to update, revise or affirm.
 - This presentation contains certain supplemental measures of performance and liquidity that are not required by or presented in accordance with Indian GAAP, and should not be considered as an alternative to profit, operating revenue or any other performance measures derived in accordance with Indian GAAP or an alternative to cash flow from operations as a measure of liquidity of the Bank. You must make your own assessment of the relevance, accuracy and adequacy of the information contained in this presentation and must make independent analysis as you may consider necessary or appropriate for such purpose. Any opinions expressed in this presentation are subject to change without notice and past performance is not indicative of future results. By attending this presentation you acknowledge that you will be solely responsible for your own assessment of the market position of the Bank and that you will conduct your own analysis and be solely responsible for forming your own view of the potential future performance of the Bank 's business.
 - This presentation contains forward-looking statements based on the currently held beliefs and assumptions of the management of the Bank , which are expressed in good faith and, in their opinion, reasonable. Forward-looking statements involve known and unknown risks, uncertainties and other factors, which may cause the actual results, financial condition, performance, or achievements of the Bank or industry results, to differ materially from the results, financial condition, performance or achievements expressed or implied by such forward-looking statements. The risks and uncertainties relating to these statements include, but are not limited to, risks and uncertainties regarding expansion plans and the benefits there from, fluctuations in our earnings, our ability to manage growth and implement strategies, competition in our business including those factors which may affect our cost advantage, wage increases in India, our ability to attract and retain highly skilled professionals, our ability to win new contracts, changes in technology, availability of financing, our ability to successfully complete and integrate our expansion plans, liabilities, political instability and general economic conditions affecting our industry. Unless otherwise indicated, the information contained herein is preliminary and indicative and is based on management information, current plans and estimates. Industry and market-related information is obtained or derived from industry publications and other sources and has not been verified by us. Given these risks, uncertainties and other factors, recipients of this document are cautioned not to place undue reliance on these forward-looking statements. The Bank disclaims any obligation to update these forward-looking statements to reflect future events or developments.
 - This presentation is not an offer for sale of securities in the UNITED STATES or elsewhere.

Key Highlights



Bandhan
Bank

Key Highlights

Bandhan Bank - Overview

- Loan portfolio (on book + off book) for Q3 FY 20-21 grew 22.6% Y-o-Y
- Deposits grew by 29.7% Y-o-Y in Q3 FY 20-21; Retail Deposit to Total Deposit at 81%
- Gross NPA is at 1.1% & Net NPA is at 0.3%
- Added 1.66 million Customer during the quarter with total customer base reaching to 22.48 million (EEB- 17.13 million, Non EEB – 5.35 million)
- During the quarter, the Bank has made further provision of ₹ 10 billion on standard advances against the potential impact of COVID-19 taking the aggregate additional provision held by the bank to ₹ 31.2 bn

Snapshot of operations Q2 FY 2020-21

Total Deposits	₹ 711.9 bn
Total Loans and advances	₹ 802.6 bn ¹
Net Interest Margin (NIM)	8.3%*
CASA Ratio	42.9%
ROAA (%)	2.4%*
ROAE (%)	14.6%*



34
States & UTs




548
Cities



1,107
Branches



487
ATMs



4,090
Banking Units



47,260
Employees



22.48mn
Customers



59.6%
EEB** Group based loans

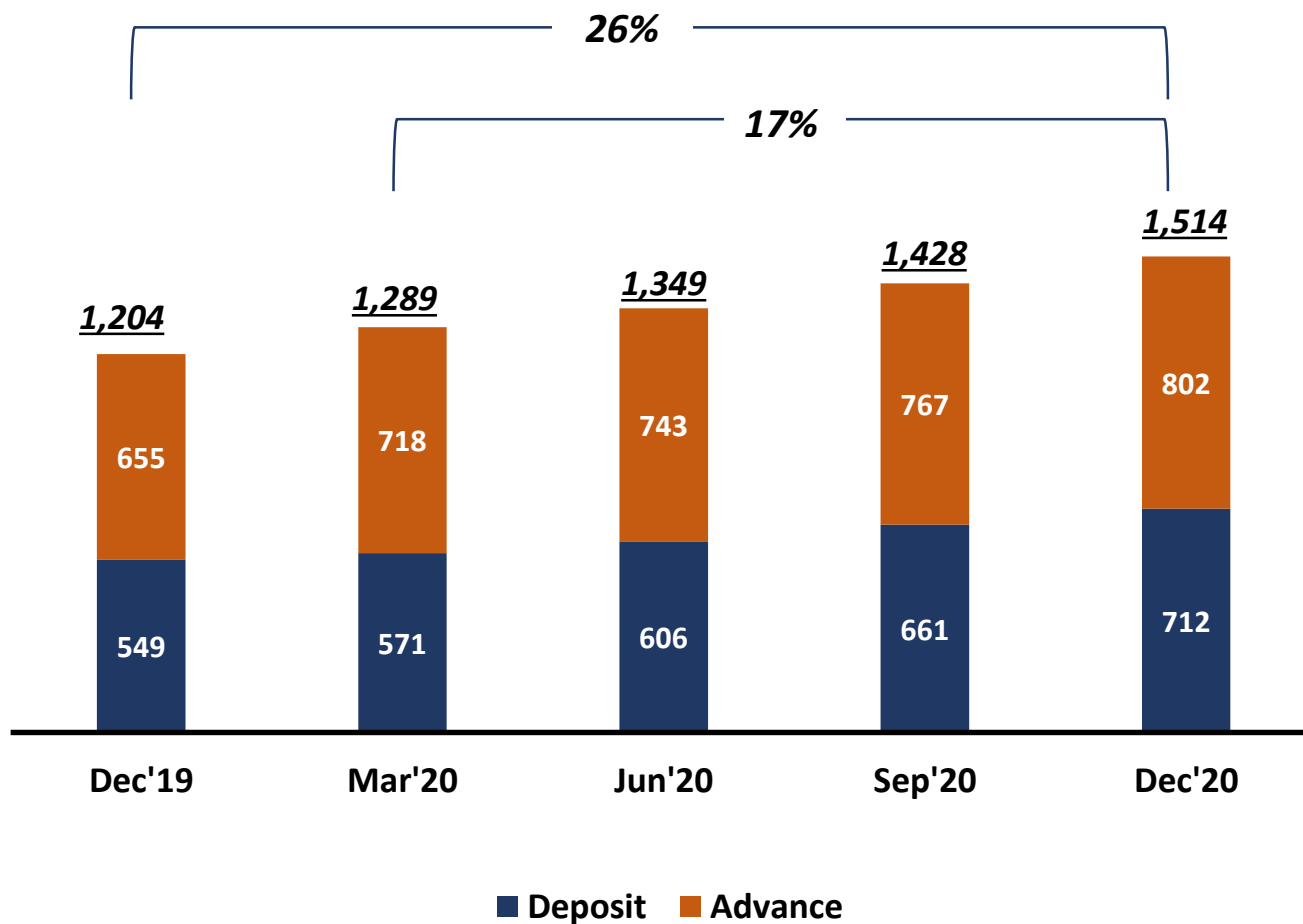
1. On book + Off Book (including TLTRO ₹ 5 bn)

*Annualised

**Emerging Entrepreneurs Business (Erstwhile Miro Banking Unit)

Steady growth in overall Bank's business

All values are in ₹ Billions



Industry growth

YTD	YoY
1.7%	6.1%
6.7%	11.3%

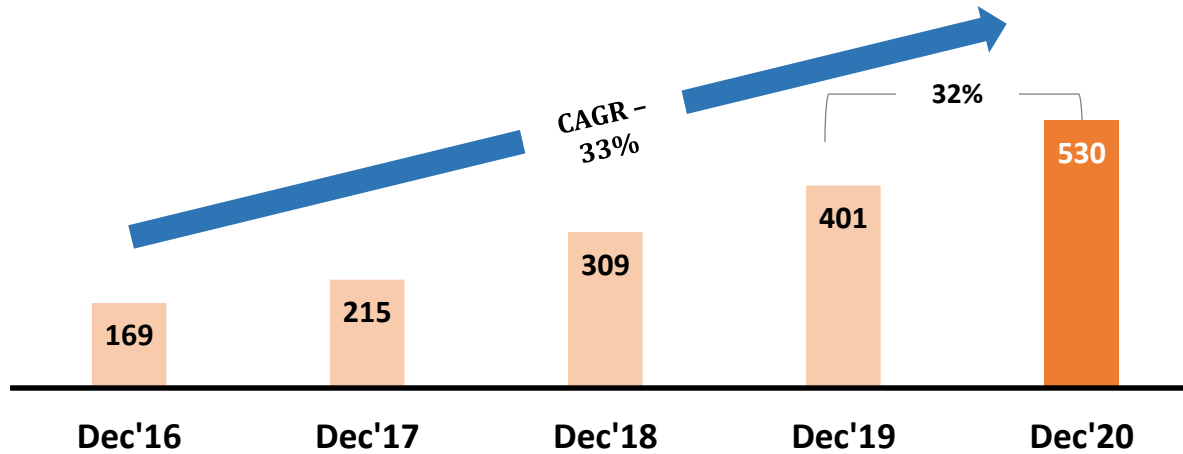
Bandhan Growth

YTD	YoY
11.7%	22.6%
24.7%	29.6%

Healthy growth in EEB portfolio with increased focus on Individual Loans

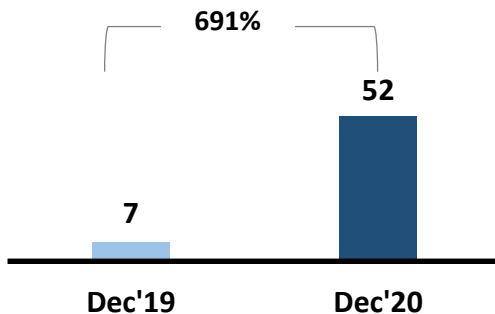
Portfolio values are in ₹ Billions

EEB Portfolio Movement

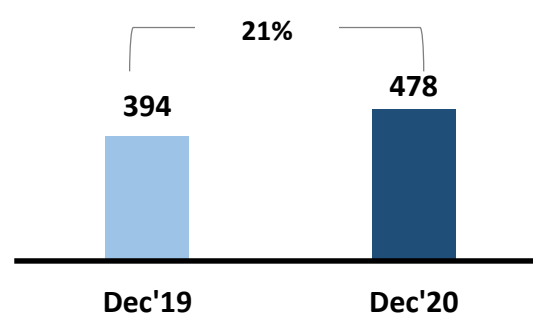


EEB Individual vs. EEB Group Comparison

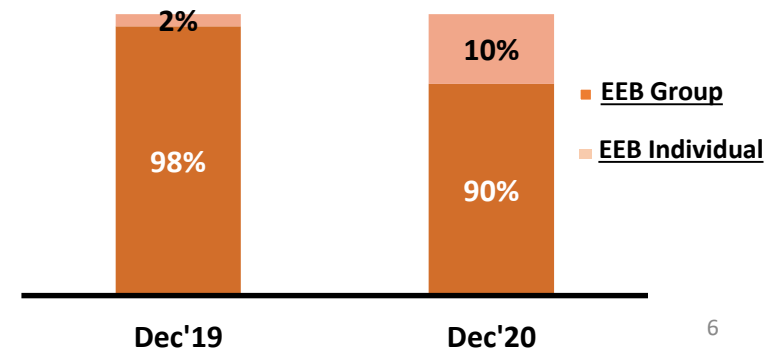
EEB Individual Y-o-Y Growth



EEB Group Y-o-Y Growth

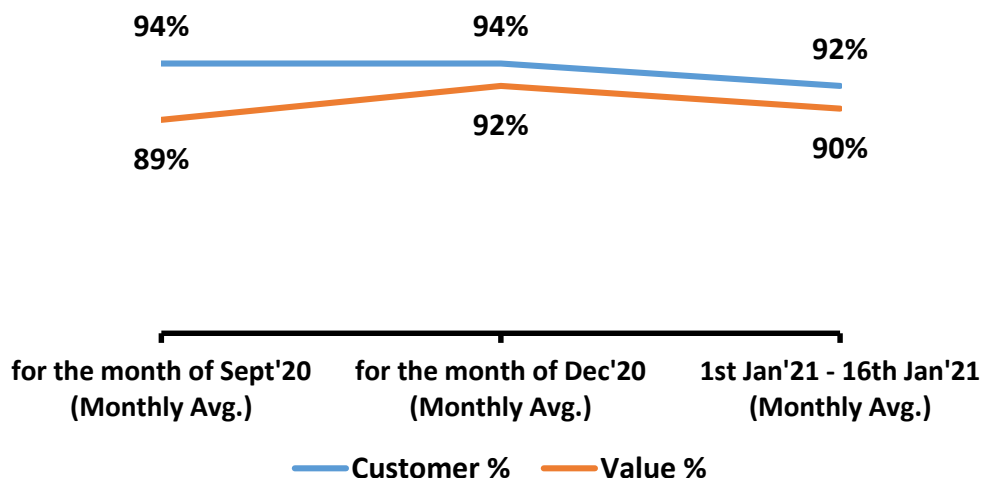


Share of Group & Individual in EEB



Steady Collection Efficiency

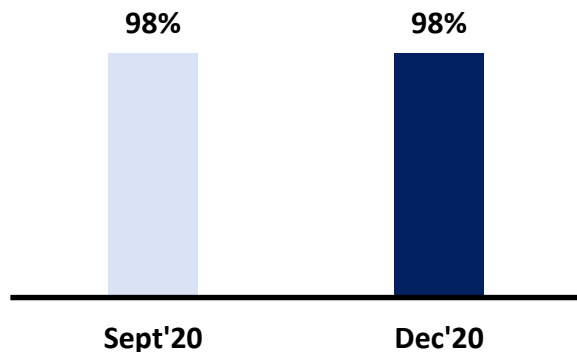
EEB Collection Efficiency (Excluding arrears)



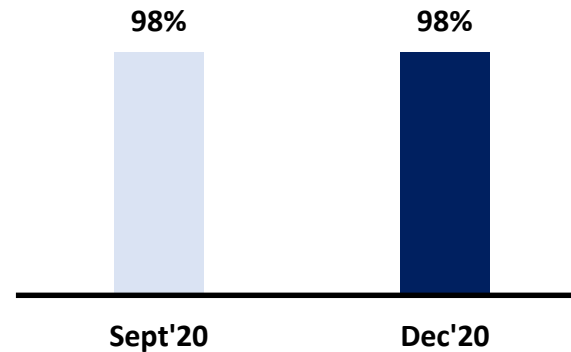
EEB Collection Efficiency [Value%] of top states

States	Dec'20	1st - 16th Jan'20
West Bengal	90%	89%
Assam	88%	78%
Rest of India	94%	94%
Total	92%	90%

Commercial Banking Collection Efficiency

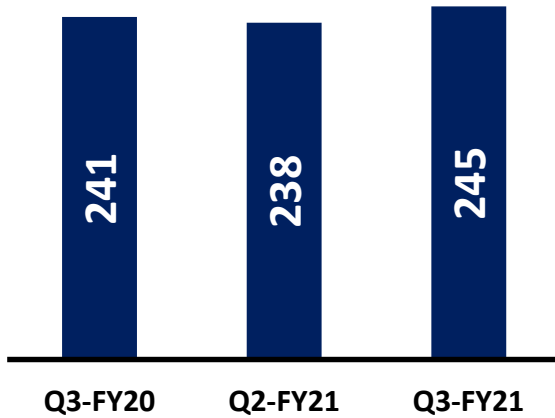


Affordable Housing Collection Efficiency



Strong CASA growth backed by new customer acquisition and higher engagement with existing customer

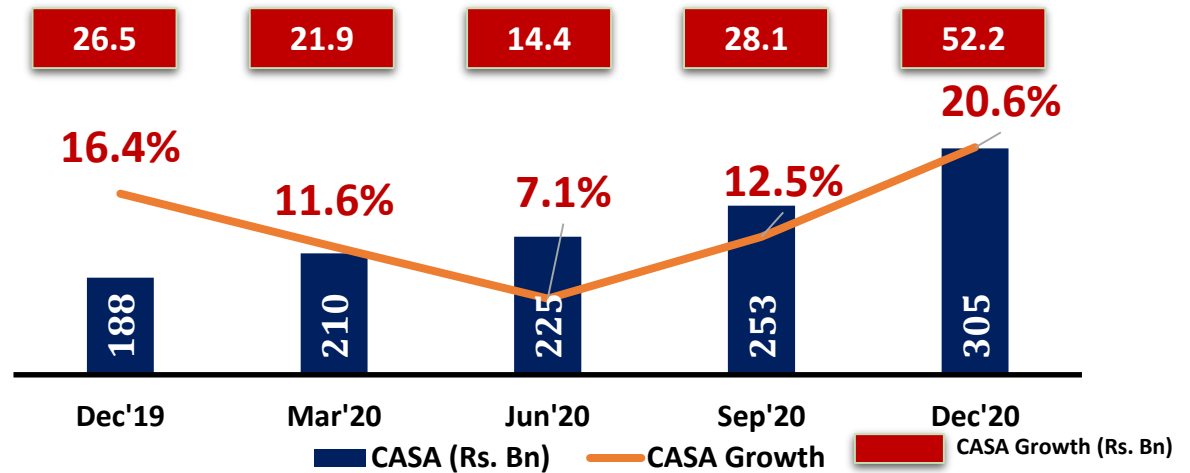
New CASA Account Sourcing*
(in '000')



New CASA account opening crossed pre-Covid Levels

**CASA sourcing are for Non EEB Customers*

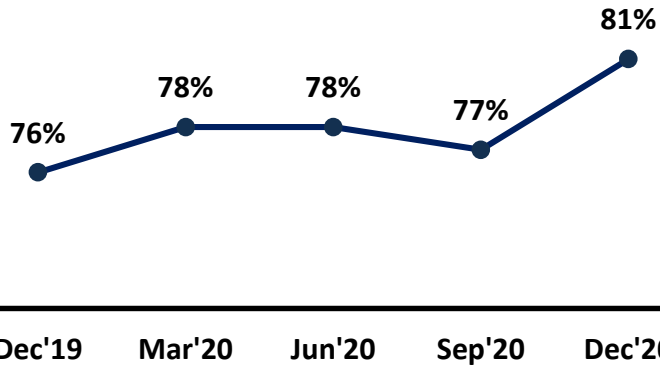
CASA Balances (INR Bn.)



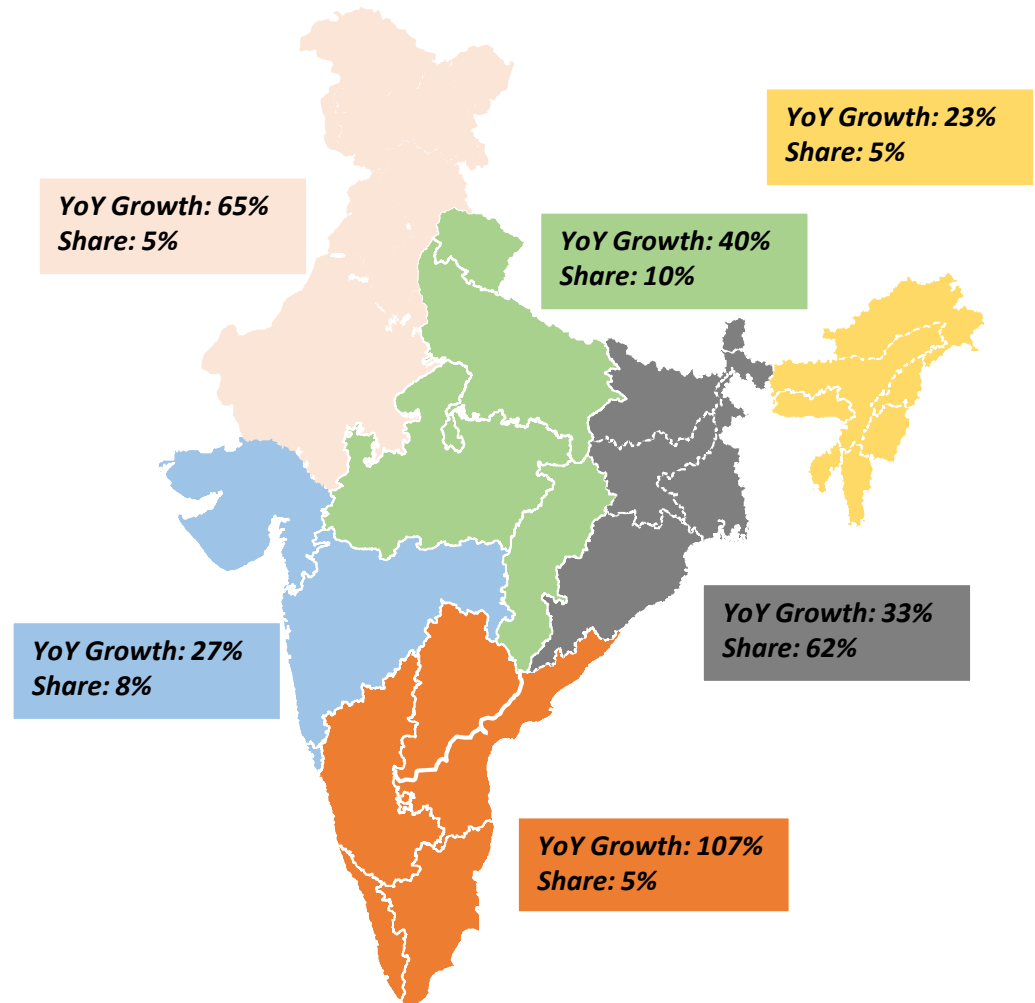
Highest ever CASA growth in value and % in recent quarters

Strong growth observed in retail deposit book across all regions in Q3FY21

Retail Share %



Retail Deposit Growth



Geo-Region	Share of Bank Branch %	Share of Retail Deposit %
East & N-East	64%	67%
Central	13%	10%
West	9%	8%
North	7%	5%
South	6%	5%

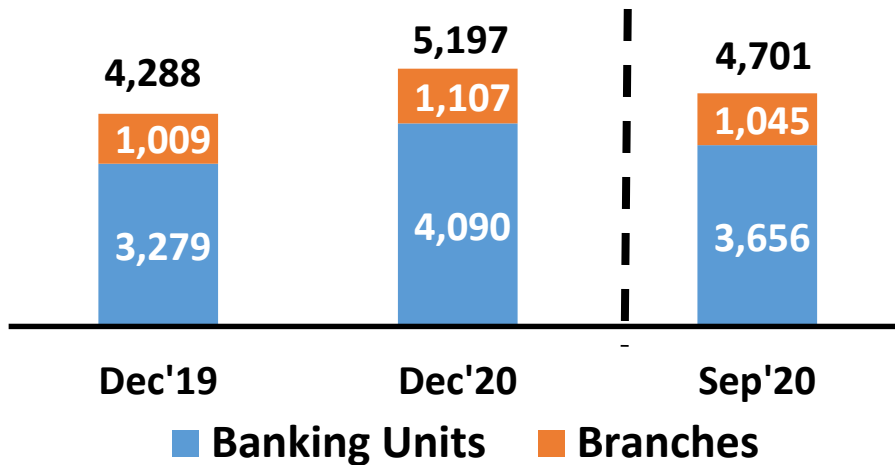
Business & Financial Overview



Bandhan
Bank

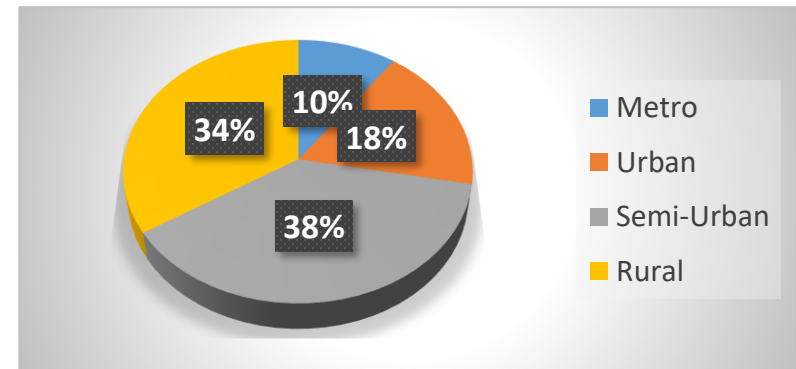
Geographical Distribution

Banking Outlets



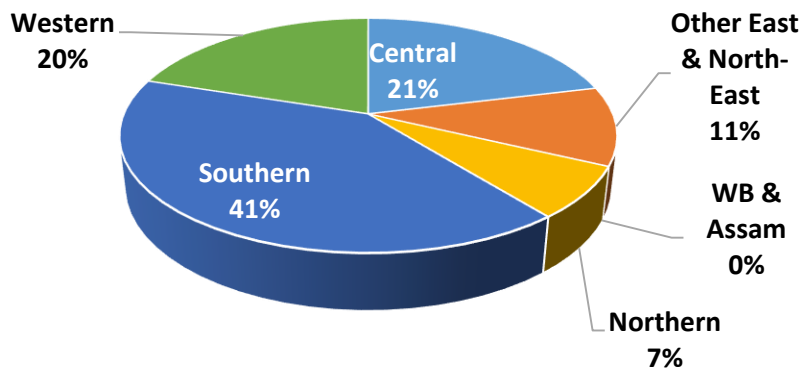
Focus on serving the rural & underbanked population

Banking Outlets as on 31st Dec 2020*

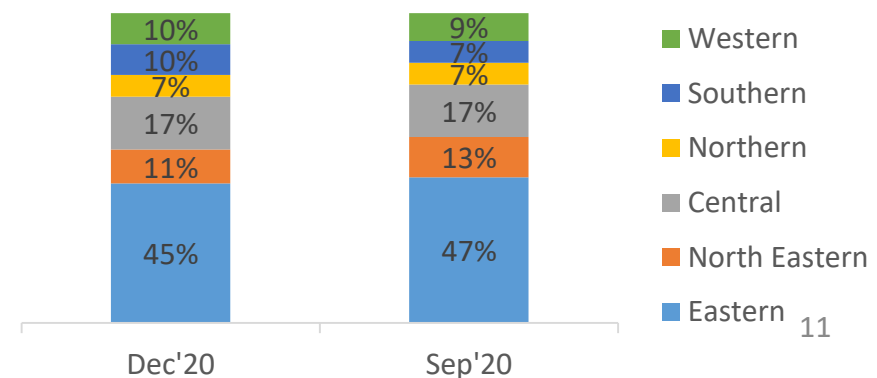


*Basis original classification at the time of opening

New BUs expansion focussing outside WB& Assam in Q3FY21

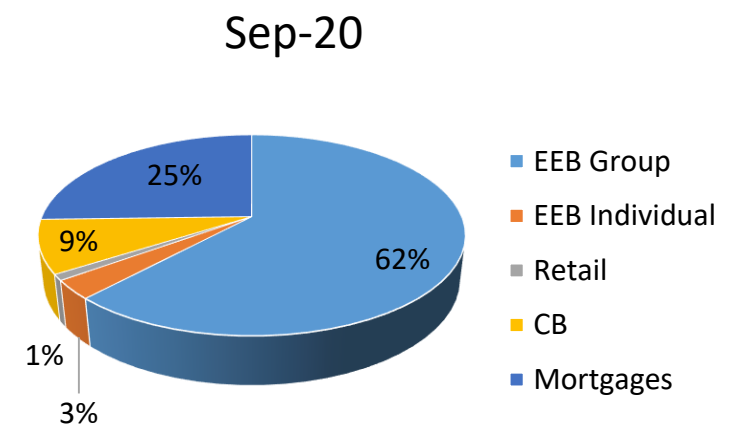
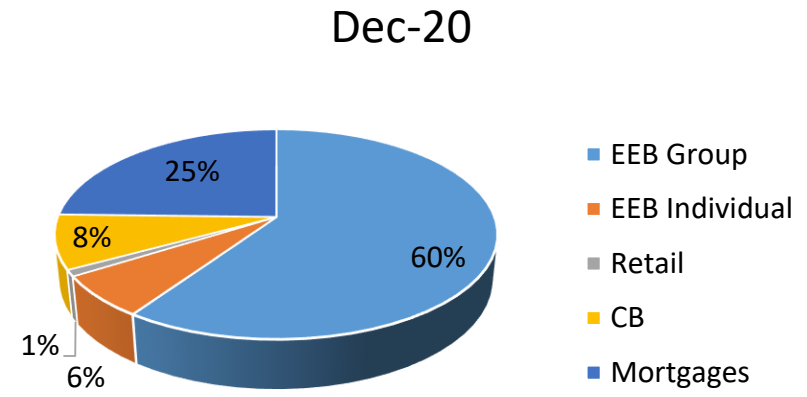
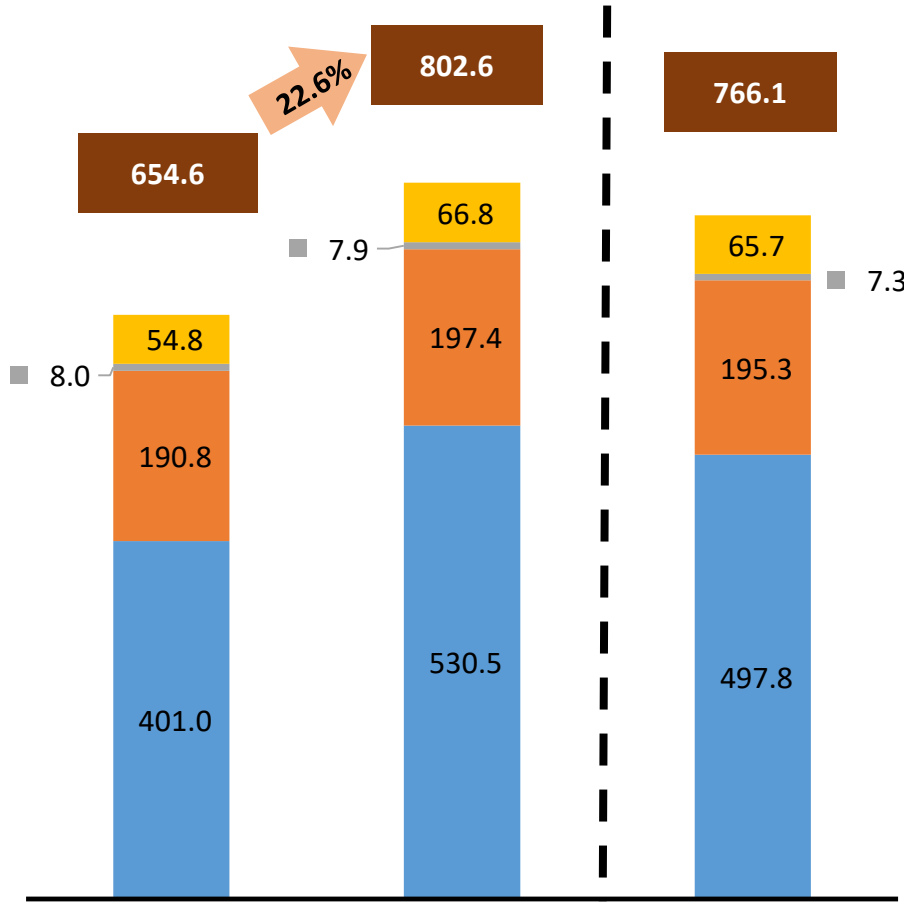


Diversifying presence with non-east increasing over 50% now



Asset Book Mix

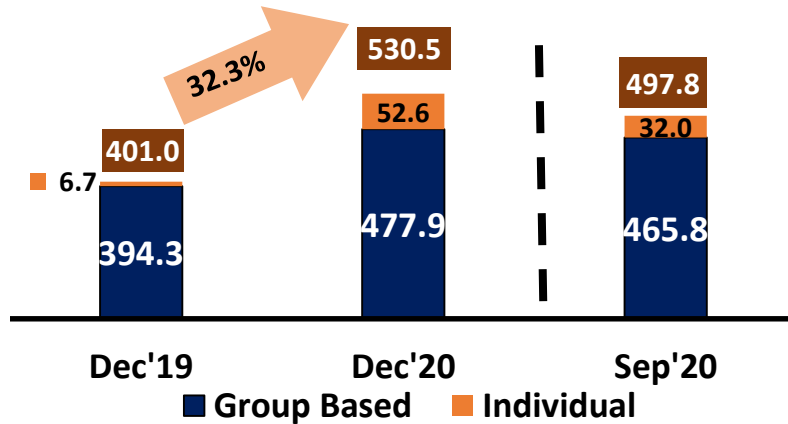
Total Advances (₹ in Billion)



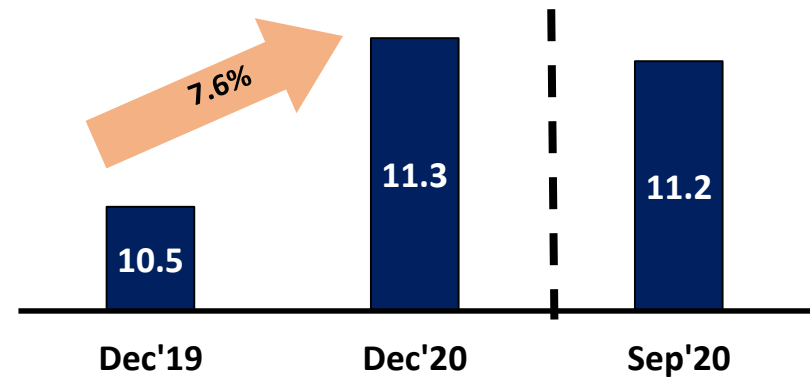
Share of EEB Individual loans more than doubled to 6.5% during this quarter

Emerging Entrepreneurs Business

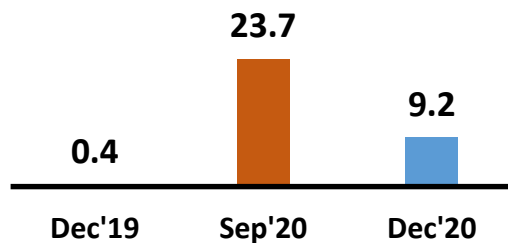
Emerging Entrepreneurs Asset Growth (₹ in Billion)



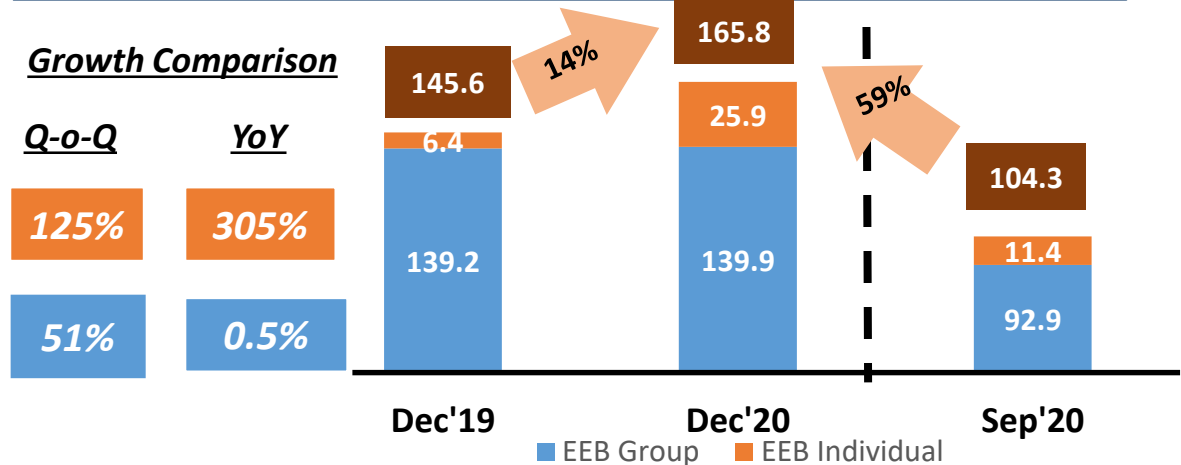
Number of Active Borrowers (Mn)



Top-up Loan Disbursement (₹ in Billion)

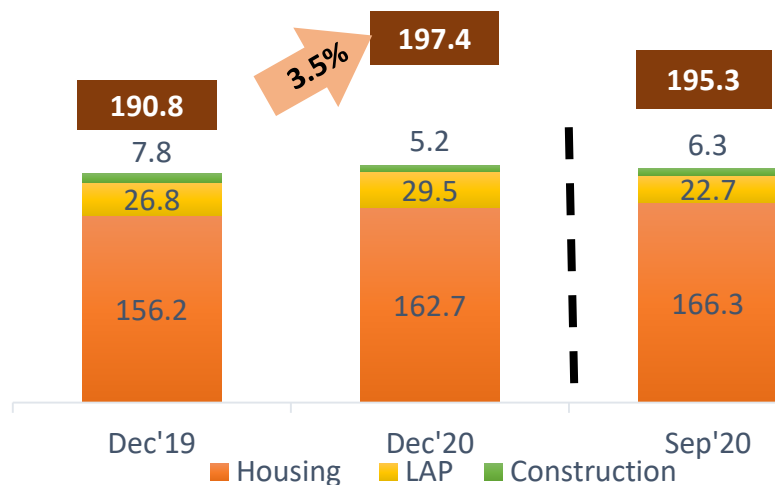


EEB Loan Disbursement (₹ in Billion)

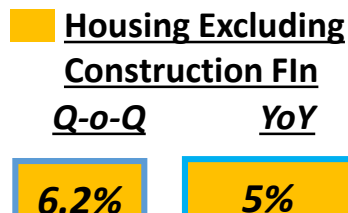


Housing Finance

Housing Asset Bifurcation (₹ in Billion)

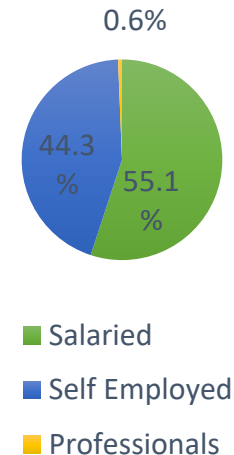


Housing Fin Growth Excluding Construction Fin

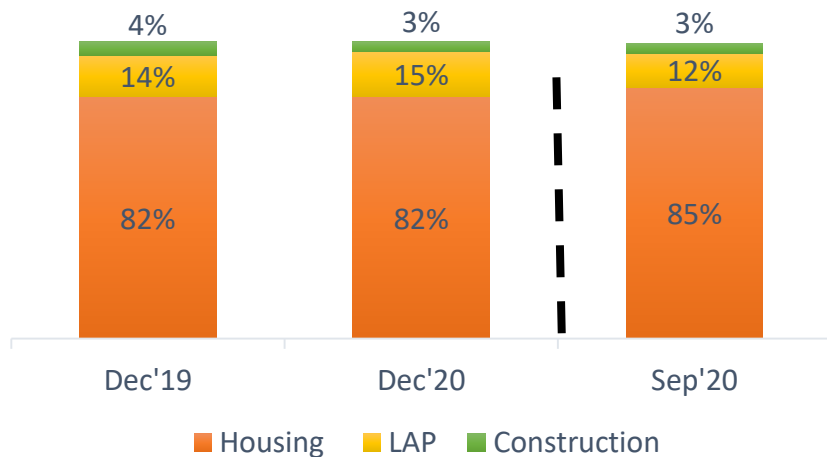


In 2020, CLSS Subsidy of ₹ 2.68 bn reduces book growth in spite of robust disbursements

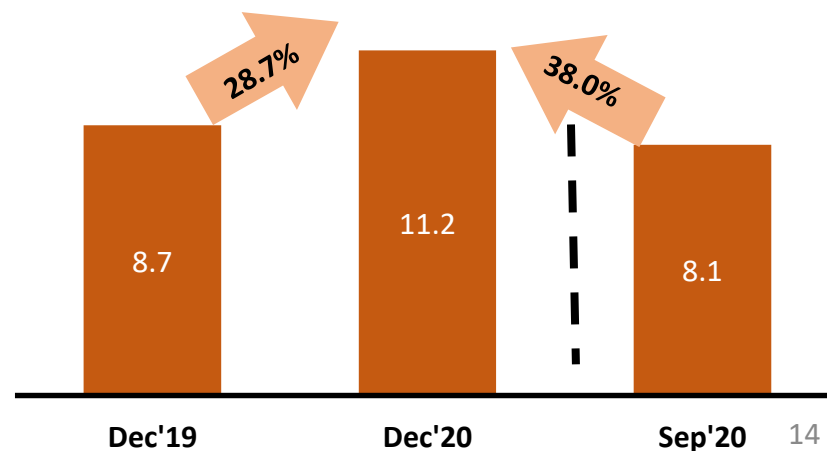
Customers



Housing Asset Segment wise (in %)

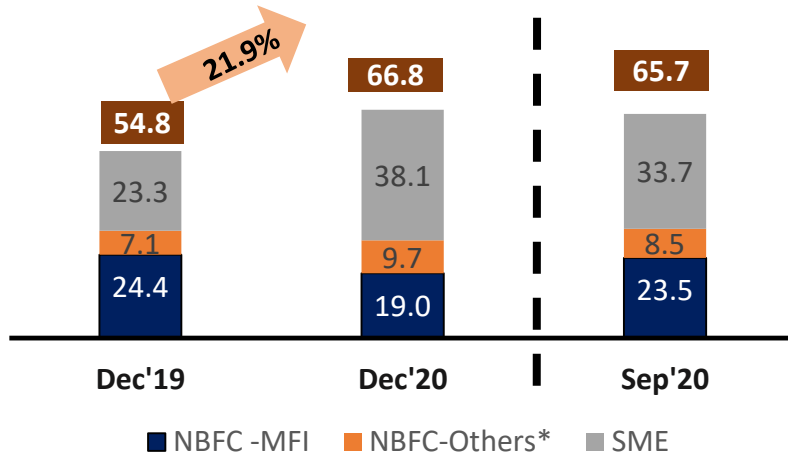


Housing Asset Disbursements (₹ in Billion)

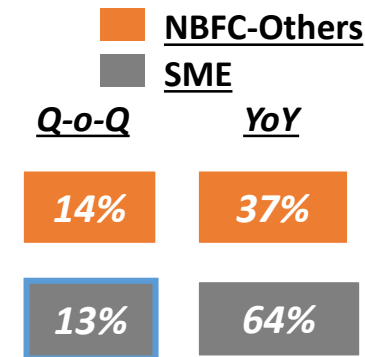


Commercial Banking (CB) & Retail Assets

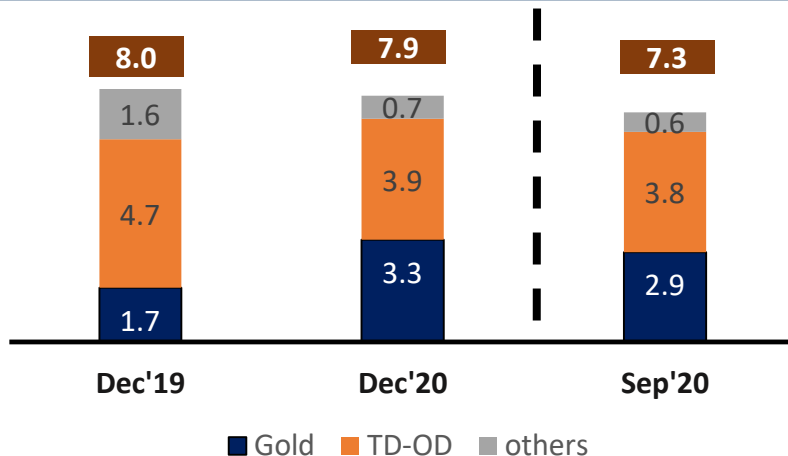
Product wise CB Assets (₹ in Billion)



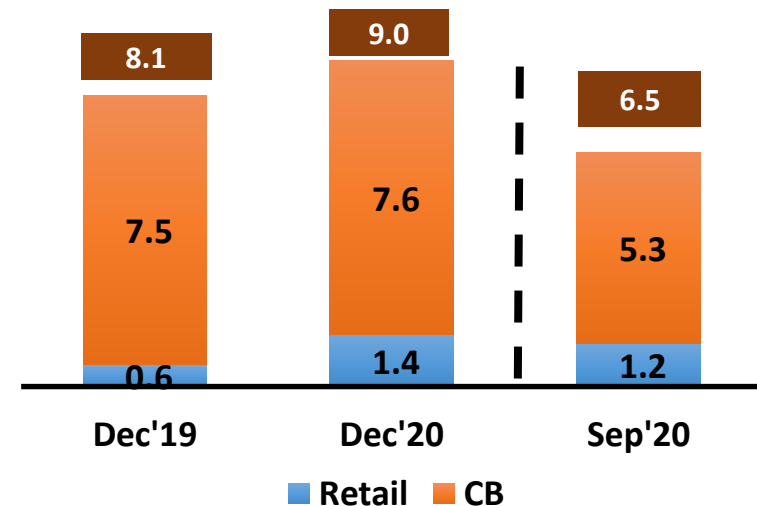
SME & NBFC Others Growth



Product wise Retail Assets (₹ in Billion)



CB & Retail Disbursements# – (₹ in Billion)

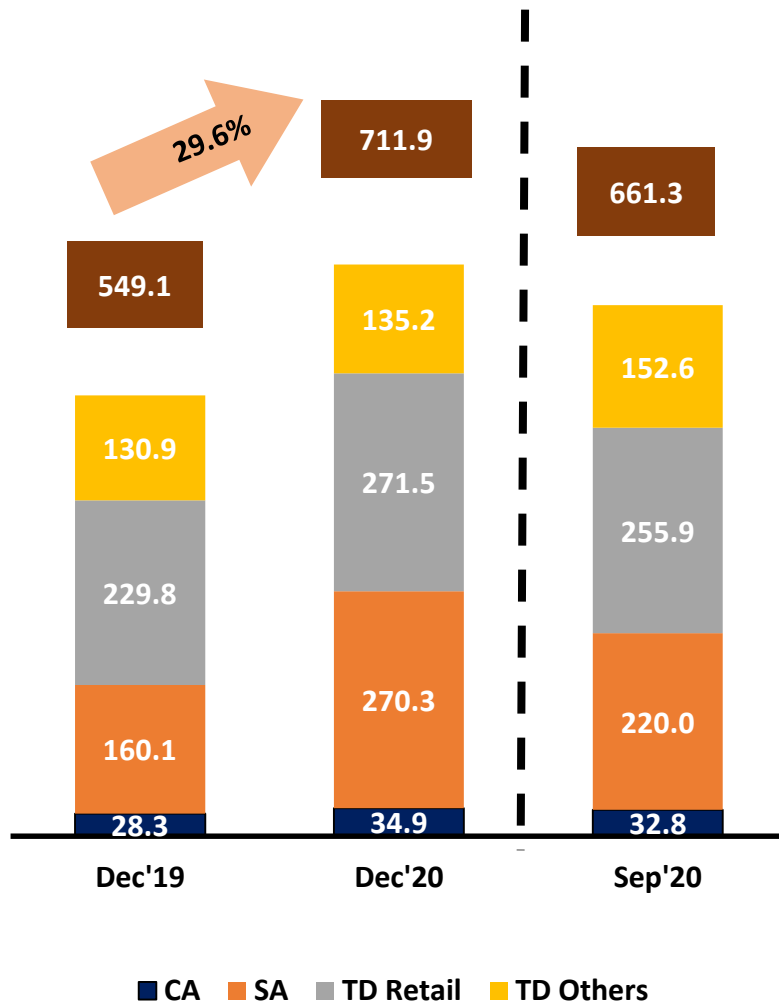


*Includes ILF&S exposure of ₹ 3.85 billion which is fully provided

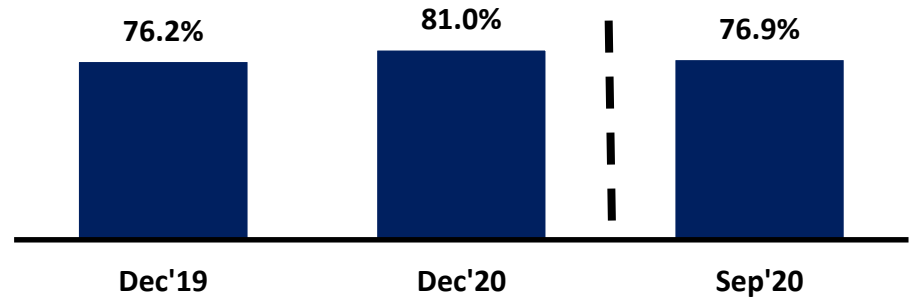
Term Loan disbursements Only

Liabilities Profile

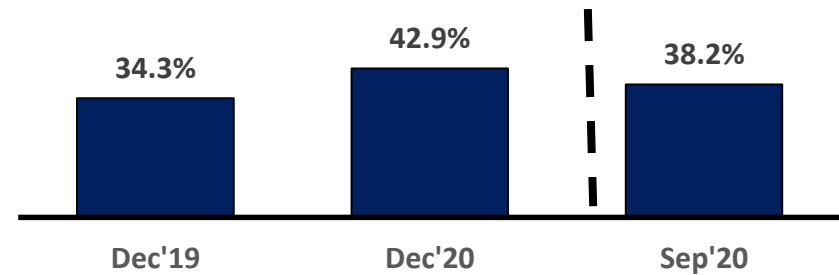
Deposits Growth (₹ in Billion)



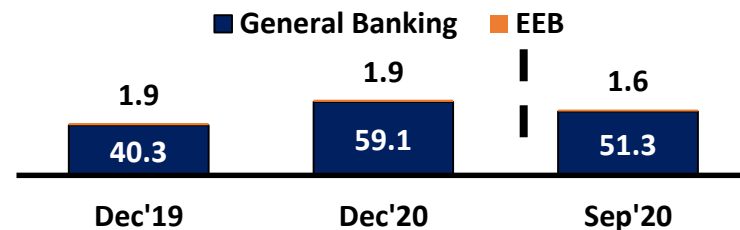
Retail to Total Deposits (%)



CASA (%)



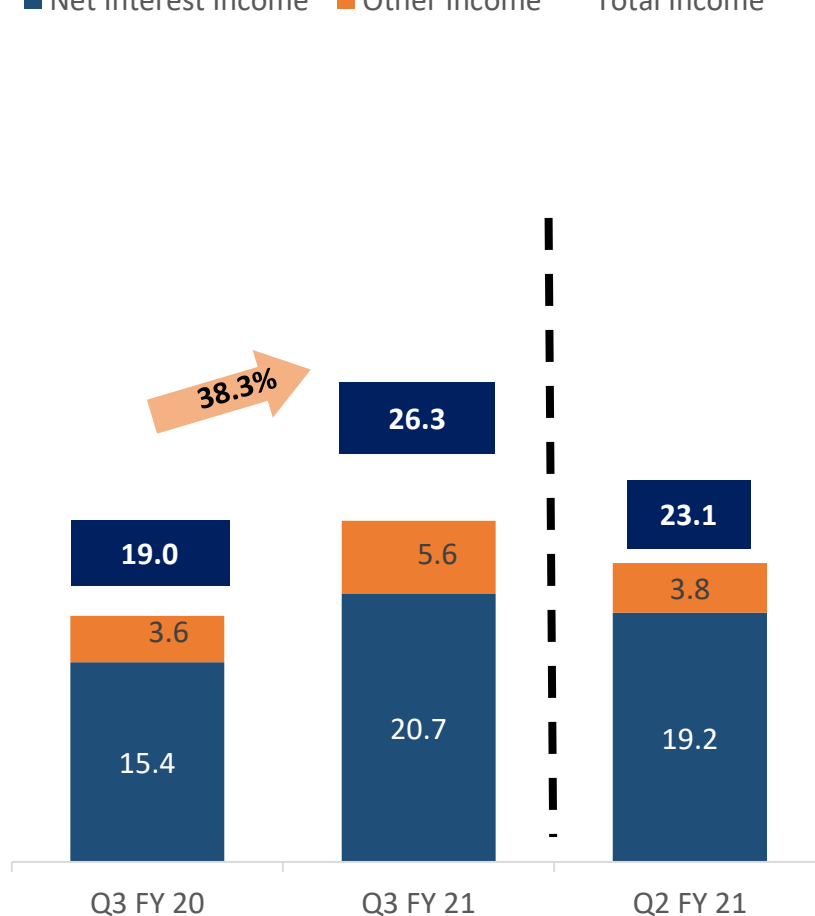
Average SA Balance Per Customer (₹ in 000')



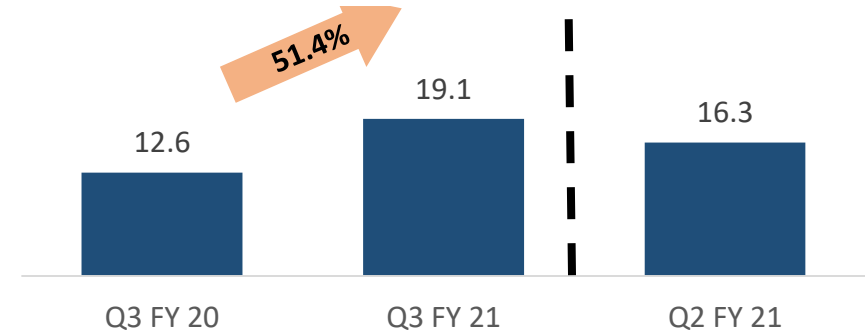
Financial Performance

Total income (₹ in Billion)

■ Net Interest Income ■ Other Income Total Income

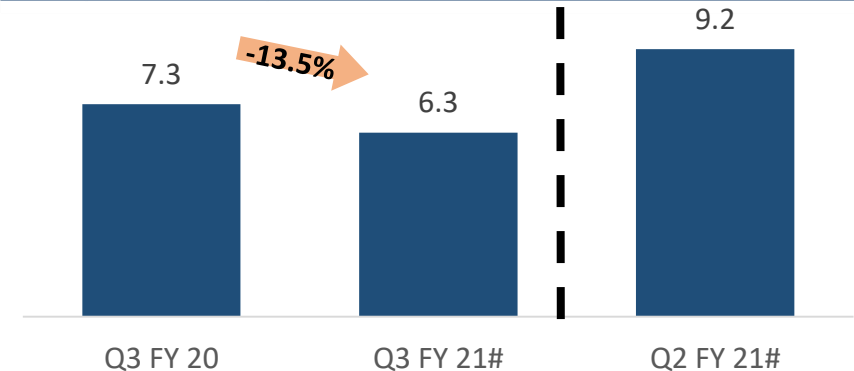


Operating Profit (₹ in Billion)



Strong Operating Profit growth on account of higher NIMs & Non-interest income

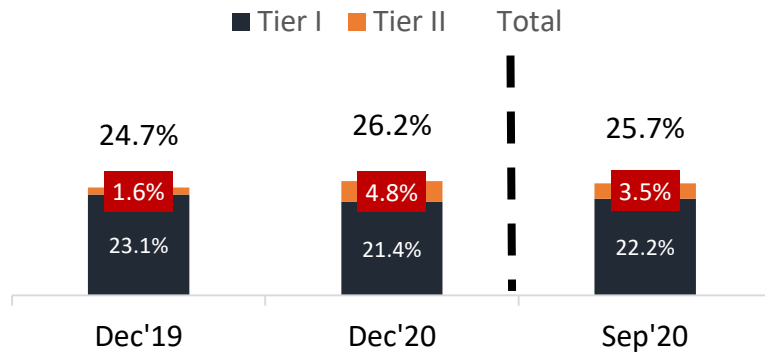
PAT (₹ in Billion)



PAT for Q3 FY21 is after taking accelerated additional COVID 19 related provision on standard advances of ₹ 10 bn and in Q2FY21 amounting to ₹3 bn

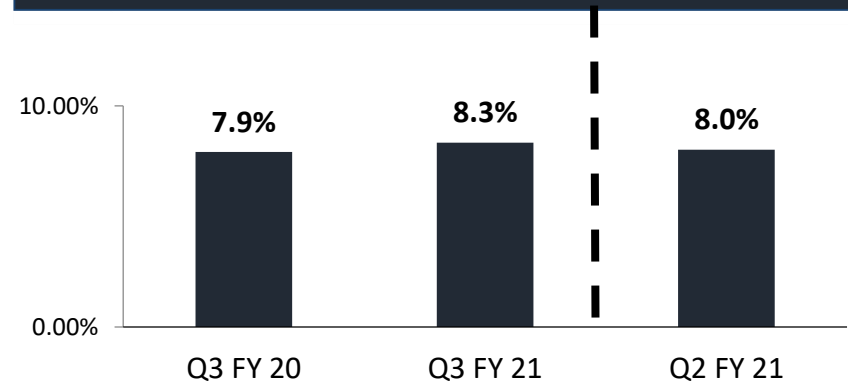
Financial Performance

Capital Adequacy Ratio (CRAR)

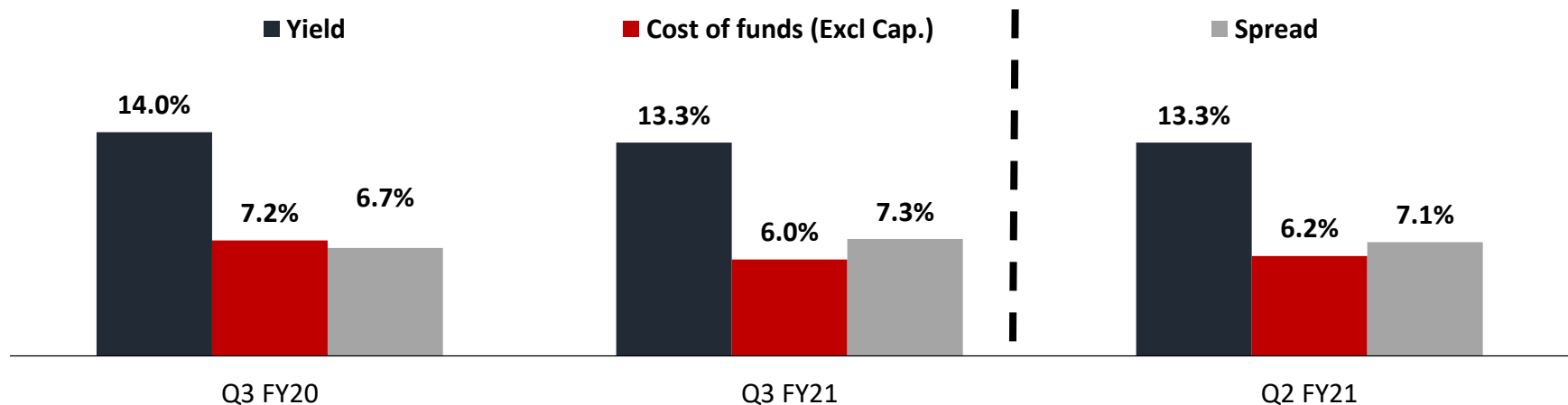


CRAR for Dec'20 after considering 9M FY21 Profits is 29.2%

NIM (Annualized)

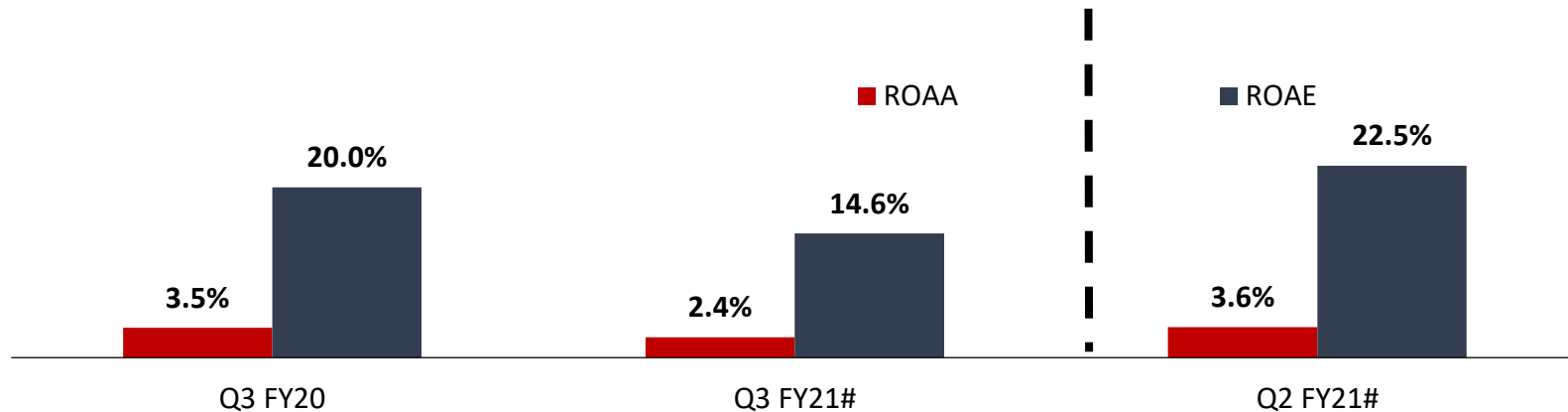


Spread (Annualized)

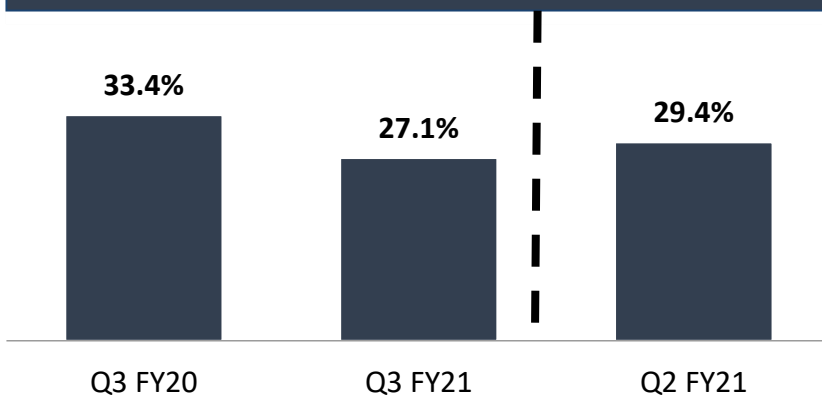


Financial Performance

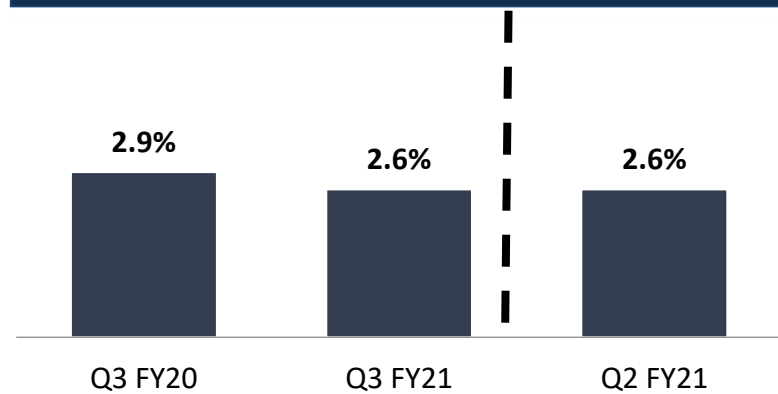
ROAA & ROAE (Annualized)#



Cost to Income Ratio



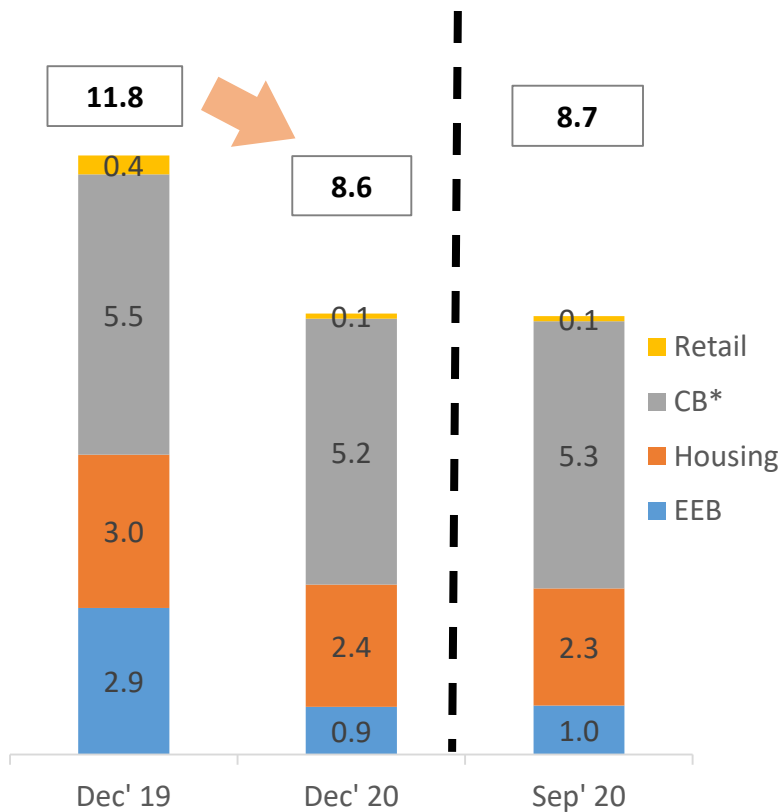
Operating expenses to Average Assets (Annualized)



ROAA & ROAE for Q3 FY21 is after taking accelerated additional COVID 19 related provision on standard advances of ₹ 10 bn and in Q2FY21 amounting to ₹3 bn

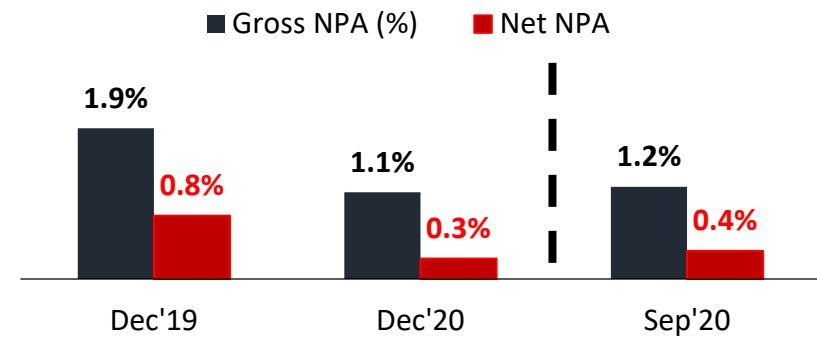
Financial Performance

Segmental GNPA movement - (₹ in Billion)

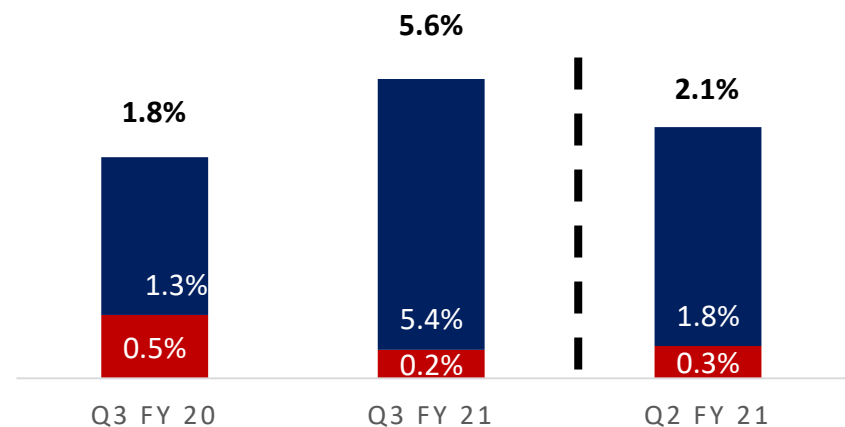


*Others includes ₹ 3.85 bn of IL&FS

Gross NPA and Net NPA



Credit Cost (Annualized)



■ Credit Cost - NPA ■ Credit Cost - Standard

Profit & Loss Statement (IN ₹ Bn)

Particulars	Q3 FY 21	Q2 FY 21	QoQ%	Q3 FY 20	YoY%	FY 20
Interest Income	33.08	31.98	3.44%	27.18	21.71%	108.86
Interest expenses	12.36	12.75	-3.06%	11.77	5.01%	45.62
Net Int. Income (NII)	20.72	19.23	7.75%	15.41	34.46%	63.24
Non Interest Income	5.53	3.82	44.76%	3.58	54.47%	15.49
Total Income	26.25	23.05	13.88%	18.99	38.23%	78.73
Operating Expenses	7.11	6.77	5.02%	6.34	12.15%	24.27
Operating Profit	19.14	16.28	17.57%	12.65	51.30%	54.46
Provision (Std. + NPA)	0.69	0.95	-27.37%	2.94	-76.53%	7.03
COVID 19 Provision	10.00	3.00	233.33%	-	-	6.90
Profit before tax	8.45	12.33	-31.47%	9.71	-12.98%	40.53
Tax	2.12	3.13	-32.27%	2.40	-11.67%	10.29
Profit after tax	6.33	9.20	-31.20%	7.31	-13.41%	30.24

Balance Sheet (IN ₹Billion)

Particulars	As at	As at	% Change
	31st Dec. 2020	31 st Mar 2020	
Capital & Liabilities			
Capital	16.10	16.10	0.00%
Reserves & Surplus	156.90	135.85	15.50%
Shareholder Funds	173.00	151.95	13.85%
Deposits	711.88	570.82	24.71%
Borrowings	126.67	163.79	-22.66%
Other liabilities and provisions	61.43	30.62	100.62%
Total	1,072.98	917.18	16.99%
Assets			
Cash and balances with Reserve Bank of India	42.73	63.45	-32.66%
Balance with Banks and Money at call and short notice	16.54	20.08	-17.63%
Investments	224.09	153.52	45.97%
Advances	767.75	666.30	15.23%
Fixed Assets	4.45	3.69	20.60%
Other Assets	17.42	10.14	71.79%
Total	1,072.98	917.18	16.99%

Credit Rating

Rating of Bank's Financial Securities			
Instrument	Rating	Rating Agency	Amount (₹ in Billion)
Subordinated Tier II Non - Convertible Debenture	CARE AA-; Stable	CARE Ratings	1.60
	[ICRA]AA; Stable	ICRA	
Non-Convertible Debenture #	[ICRA] AA; Stable	ICRA	50.75**
	CRISIL AA/Stable	CRISIL	
Term Loans From Bank	ICRA]AA Stable	ICRA	0.80
Certificate of Deposit	CRISIL A1+	CRISIL	60.00*
	[ICRA] A1+	ICRA	
Fixed Deposit Program #	CRISIL FAAA/Stable	CRISIL	1.60
Subordinated Debt #	CRISIL AA/Stable	CRISIL	0.35

*Rating of ICRA is for ₹ 30 bn only

**Rating of ICRA is for ₹ 2.26 bn only

#erstwhile GRUH Finance Limited transferred to Bandhan Bank Ltd.

Our Board & Management



Bandhan
Bank


Experienced and professional team...

Management Team



Chandra Shekhar Ghosh
MD & CEO

- Founder of BFSL, has 27 years of experience in the field of microfinance and development
- Awarded 'Entrepreneur of the Year' by Forbes and ET in 2014




Sudhin Choksey
Head, Housing Finance

- 41+ years experience in financial industry.
- Previously served as Managing Director at GRUH Finance Limited.



Deepankar Bose
Head, Corporate Centre

- 36+ years experience in banking industry
- Previously served as Chief General Manager and Head Of Wealth Management business, at SBI



Sanjeev Naryani
Head, Business

- 32+ years of experience in banking Industry
- Previously worked as Chief General Manager and Head of Real Estate and Housing Business Unit at SBI



Sunil Samdani
Chief Financial Officer

- 20+ years of experience in financial industry
- Previously served as Head of Business Analytics and Strategy at Development Credit Bank and as CFO at Karvy



Santanu Banerjee
Head, HR

- 27+ years of experience in the field of banking and finance
- Previously worked as Head of HR Business Relationship at Axis bank



Indranil Banerjee
Company Secretary

- 20+ years experience in financial industry
- Previously served as Company Secretary at Energy Development Company



Biswajit Das
Chief Risk Officer

- 28 years of experience in banking industry
- Previously served as Head-RBS and regulatory reporting at ICICI Bank



Siddhartha Sanyal
Chief Economist and Head Research

- 20+ years of experience in the field of Macro Economic
- Previously served as Director and Chief India Economist at Barclays Bank PLC.




Nand Kumar Singh
Head, Banking Operations and Customer Services

- 27+ years experience in banking industry
- Previously served as Retail Banking Head, Patna Circle, at Axis Bank



Kumar Ashish
Head, Emerging Entrepreneurs Business

- 26+ years experience in the field of Banking and Finance.
- Previously served as North Zone Head of ICICI Bank and as Group Director at Airtel Money.



Srinivasan Balachander
Chief Compliance Officer

- 20+ years experience in banking industry.
- Previously served as Chief Compliance Officer at Axis Bank Ltd.



Ronti Kar
Chief Information Officer

- 27+ years of experience in IT Sector.
- Previously served as Project Manager at Cognizant Technology Solution



Rahul Dhanesh Parikh
Chief Marketing & Digital Officer

- 20+ years experience in Financial Industry.
- Previously served as Chief Executive Officer at Bajaj Capital Ltd.



Arvind Kanagasabai
Head, Treasury

- 30+ years of experience at a PSU Bank
- Previously served as CFO at SBI DFHI Limited, Mumbai

... backed by a strong independent Board

Board of Directors



Dr. Anup Kumar Sinha

Non-executive Chairman

- Economist with Ph.D from University of Southern California
- Served as Professor of Economics at IIM Calcutta for 25 years



Bhaskar Sen

Director

- Retired as Chairman & MD of United Bank of India
- Previously, Executive Director of Dena Bank
- Having significant experience in Banking.



Sisir Kumar Chakrabarti

Director

- Previously, Deputy Managing Director at Axis Bank
- Also worked with State Bank of Bikaner and Jaipur prior to joining Axis Bank



Ranodeb Roy

Non-executive Director

- Founder of RV Capital Management Private Limited, Singapore, he was earlier heading Fixed Income Asia Pacific in Morgan Stanley (Asia) Singapore



Dr. A S Ramasastry

Director

- Previously, Director of Institute for Development & Research of Banking Technology (IDRBT);
- Prior to IDRBT, he was the CGM-in-charge of Department of IT at RBI



Dr. Holger Dirk Michaelis

Nominee Director

- Significant experience in private equity and as strategic advisor to financial services companies
- Currently, he is working with GIC



N V P Tendulkar

Director

- Significant experience in finance, accounts and management
- Former Whole time Director – Finance, Hewlett Packard (India)



Chandra Shekhar Ghosh

MD & CEO

- Has significant experience in the field of microfinance
- Awarded 'Outstanding Leadership Award' by Dhaka University
- Having more than 30 years of experience in microfinance & development terrain



Snehomoy Bhattacharya

Director

- Significant experience in public and private banking sector
- Previously worked as Executive Director – Corporate Affairs, Axis Bank



T. S. Raji Gain

Director

- Significant experience in the field of agricultural and rural development, Previously, she has worked with BIRD
- Currently, CCM & State in Charge – MP, NABARD



Santanu Mukherjee

Director

- Significant experience in Banking at various capacities in SBI Group
- Former MD of State Bank of Hyderabad



Harun Rashid Khan

Director

- Retired as Deputy Governor of Reserve Bank of India
- Previously, Nominee Director of RBI on the Board of several Banks NABARD, NHB



Vijay N Bhatt

Director

- Significant experience in accounting, audit and assurance
- Former Sr. Independent Director of BSR & Co., Chartered Accountants

Awards and accolades



Businessworld Magna Awards 2019

Bandhan Bank won two awards in the small size bank category at Magna Awards 2019 by Businessworld.

1. **Best Bank**
2. **Fastest Growing Bank**

Mr. Ghosh also won the 'Banker of the Year' award.



Banker of the Year by Business Standard

Mr. Chandra Shekhar Ghosh, Managing Director and Chief Executive Officer was declared as the Business Standard **'Banker of the Year'** for 2018-19 on November 14, 2019.



The Economic Times ET Bengal Corporate Awards

Bandhan recognised as the 'Fastest Growing Company', and also received the award for 'Excellence in Business Performance' in the category of companies with turnover of Rs.3,000 crore.



Emerging Company of the Year by Economic Times

Bandhan Bank recognized as the Emerging Company of the Year by Economic Times Awards for Corporate Excellence, 2019.

Thank You

investor.relations@bandhanbank.com



**Bandhan
Bank**