

September 03, 2025

To
The Manager
Listing Department,
BSE Limited, Phiroze Jeejeebhoy Towers,
Dalal Street,
Mumbai- 400 001

Ref: Scrip Code: 523660 / WATERBASE

Dear Madam / Sir,

Sub: Notice of the 38th Annual General Meeting and Annual Report for the Financial Year 2024 -25

We wish to inform you that the 38th Annual General Meeting ("AGM") of the Company will be held on Thursday, September 25, 2025 at 12.30 PM (IST) through Video Conference / Other Audio-Visual Means.

Pursuant to Regulation 34(1) of Securities Exchange Board of India (Listing Obligations and Disclosure Requirements) Regulations, 2015 ("Listing Regulations"), we submit herewith a copy of Annual Report of the Company along with the Notice of AGM. The copies of annual report and AGM notice have been sent today to all the shareholders whose email IDs have been shared by the Depositories as per the details registered with their Depository Participants / Cameo Corporate Services Limited, the Registrar and Share Transfer Agent of the Company. The documents are also uploaded on the website of the Company, www.waterbaseindia.com.

You are requested to take the information on record.

Thanking you

For The Waterbase Limited

**R Sureshkumar
Company Secretary**

Encl:a/a

On the Move

TW The Waterbase Limited

38th Annual Report 2024-2025



Between the covers



1-17

Corporate Overview

Corporate Information	1
Introducing Waterbase	2
Chairman's Message	8
Chief Executive Officer's Message	10
On the move through our financial metrics	12
On the move with robust product portfolio	13
On the move towards a sustainable aquaculture future	15
On the move by strengthening the human bond	17

18-60

Statutory Reports

Management Discussion and Analysis Report	18
Directors Report	23
Annexure 1 – Nomination and Remuneration Policy	32
Annexure 2 – Conservation of Energy, Technology Absorption and Foreign Exchange Earnings/Outgo	37
Annexure 3 – Annual Report on CSR Activities	38
Annexure 4 – Form AOC - 1	40
Annexure 5 – Report on Corporate Governance	41
Annexure 6 & 7 - Management Certifications	53
Annexure 8, 9 & 10 - Secretarial Audit Report & Certifications	55

61-183

Financial Section

Standalone Financials

Independent Auditor's Report	61
Balance Sheet	74
Statement of Profit and Loss	75
Cash Flow Statement	76
Statement of Changes in Equity	78
Notes to the Financial Statements	79

Consolidated Financials

Independent Auditor's Report	124
Balance Sheet	134
Statement of Profit and Loss	135
Cash Flow Statement	136
Statement of Changes in Equity	138
Notes to the Financial Statements	139

Notice	184
---------------	------------



<https://www.waterbaseindia.com>



Scan the QR code
for other information

Corporate information

Board of Directors

Mr. Vikramaditya Mohan Thapar, *Chairman Emeritus*

Mr. Varun Aditya Thapar, *Non-Executive Director*

Ms. Nitasha Thapar, *Non-Executive Director*

Mr. Rahul C Mehta, *Independent Director*

Mr. Rahul Kapur, *Independent Director*

Ms. Shashikala Venkatraman, *Independent Director*

Mr. Ramakanth V Akula, *Whole Time Director and Chief Executive Officer*

Chief Financial Officer, Company Secretary & Compliance Officer

Mr. R Sureshkumar

Registered Office

Ananthapuram Village, Nellore

Andhra Pradesh – 524344

Corporate Office

Thapar House, 37, Montieth Road

Egmore, Chennai - 600 008

Phone: 044-45661700

E-mail: info@waterbaseindia.com

investor@waterbaseindia.com

Website: www.waterbaseindia.com

Stock Exchange

BSE Limited

Phiroze Jheejeebhoy Towers

Dalal Street, Mumbai - 400001

Website: www.bseindia.com

Statutory Auditor

M/s Deloitte Haskins & Sells LLP,

Chartered Accountants

Chennai

Internal Auditors

M/s Ernst & Young LLP

Chennai

Secretarial Auditor

M Francis & Associates

Practicing Company Secretaries

Chennai

Bankers

State Bank of India

YES Bank

Axis Bank

ICICI Bank

Registrars & Share Transfer Agent

Cameo Corporate Services Limited

Subramaniam Building, No. 1

Club House Road, Chennai - 600 002

Phone: 044-28460390 / 391 / 392 / 393 / 394

Fax: 044-28460129

Email: investor@cameoindia.com

Website: www.cameoindia.com

Corporate Identification No. (CIN)

L05005AP1987PLC018436



How did Waterbase stay
“On the Move”
 despite industry headwinds
 and other
 external challenges?

RESILIENCE.
 When the resolve to
 adapt is strong,
 challenges become
 stepping stones.

This year’s journey tested our endurance and agility. The aquaculture industry faced a turbulent tide shaped by shifts in global demand, trade uncertainties and evolving regulations. At Waterbase, we chose not to stand still. Instead, we navigated with purpose, leveraging our integrated presence across the shrimp value chain from feed and farm care to processing and exports to remain in motion, even when the current was against us.

Our approach was anchored in:

- **Sharper market focus**
- **Optimising capacity utilisation**
- **Connecting with new farmer networks**
- **Cost rationalisation**
- **Deepening farmer engagement**

**Our unwavering
 commitment to move
 forward with discipline,
 adaptability and
 confidence makes
 Waterbase a trusted
 partner today and
 a stronger force for
 tomorrow.**







Vision

Leverage the Company's pioneering efforts in innovation and create sustainable solutions in the entire value chain of 'Farm to Fork' to attain market leadership.

To maximize stakeholder value by consistently exceeding customers' expectations and achieving operational excellence in whatever we do.

We are fundamentally committed to developing new technologies and imparting best practices for the growth of the sector and its contribution to Indian economy.



Mission

The Company's mission is to supply products of the highest quality and deliver a superior service to its customers farmers, shrimp feed dealers, as well as domestic and overseas buyers of processed shrimp.





Values

Integrity - We consistently adhere to ethical and fair practices with the highest degree of transparency and honesty in whatever we do.

Respect - We acknowledge and respect differences in each other, and provide a safe, supportive and balanced environment in which all individuals are valued and encouraged to engage in open two-way communication.

Collaboration - We constantly leverage collective genius by working together across teams, departments/functions, businesses and with our external partners towards a shared/ common goal.

Innovation - We demonstrate thought leadership in the markets we play in, constantly striving towards forward thinking solutions for our products, processes and offerings.

Excellence - We passionately and consistently work towards developing people and setting high standard of quality in both what we do and the way we do it.

Ownership - We take personal accountability to meet business needs, improve our systems and help others improve their effectiveness. We act like owners, treating the company's assets as our own and behaving with the company's long-term success in mind.

Responsibility - We commit to developing/maintaining sustainable business practices in order to make a positive difference to our industry, environment and society.



On the move and introducing Waterbase

As a part of the esteemed and diversified Karam Chand Thapar (KCT) Group, Waterbase benefits from a rich heritage dating back to 1929. The KCT Group has established a strong reputation across various sectors, including coal, infrastructure, real estate, and aquaculture, consistently delivering top-tier service to both domestic and international clients. Waterbase is dedicated to upholding this tradition of excellence while actively working to further develop its business in the years to come.



Business Verticals

Shrimp Feed & Farm Care: Cash-and-carry model with quality-focused feed solutions for Vannamei and Black Tiger shrimp.

Shrimp Processing & Exports: Modern facilities targeting premium domestic and global markets.



What makes Waterbase stand out

- ◉ Over 30 years of aquaculture expertise.
- ◉ Integrated presence across the shrimp value chain.
- ◉ Strong farmer connects in Andhra Pradesh and West Coast regions.
- ◉ Robust farmer engagement through annual training programme for thousands of farmers.
- ◉ Focused cost rationalisation and working capital efficiency.
- ◉ Supply to discerning global markets, especially in North America, Europe, and Asia.



Chairman's Message



Dear Shareholders



At The Waterbase Limited, our journey over the past year has been guided by a deep-seated belief: progress is not about waiting for perfect conditions, but about continuously navigating forward. Our chosen theme for the year “*On the Move*” is far more than a catchphrase; it is the articulation of our culture, our readiness to adapt, and our determination to remain agile in a complex and evolving world. In today’s business landscape, movement is the source of all vitality; it is the pulse that keeps organisations thriving even when tides are unpredictable. Like nature’s great rivers and ceaseless ocean currents, our steady state is one of continual motion.

When I reflect on this year’s journey, I am reminded that progress is rarely linear. It is forged in resilience, through courage and flexibility, in the face of both gentle currents and strong headwinds. “*On the Move*” captures the very optimism and dynamic mindset that has enabled Waterbase to chart a commendable course, even when the environment has shifted around us.

Our integrated aquaculture model

As pioneers in India’s aquaculture industry, our dedication extends far beyond simple production we create value across the full spectrum of the shrimp value chain. From advanced hatchery operations to high-quality feed, from innovative farm-care products to modern processing and export capabilities, our integrated model



continues to be Waterbase's defining differentiator. Each link in this chain is an asset for the next and the reason for our enduring customer trust.

This integration is not just a matter of structure; it is our living competitive advantage. Every milestone we cross in hatchery science, each improvement in feed and farm-care, and every operational excellence in processing, is a thread that strengthens the fabric of our business. It has been this deep integration, anchored in quality, traceability, and sustainability, that allowed us to adapt swiftly and robustly amid the shifting tides of global trade and consumption in the year gone by.

Global market transformation and growth

The global aquaculture sector, of which Waterbase is a proud part, is currently undergoing remarkable growth, fueled by a worldwide increase in food consumption and demand for sustainable protein. However, this expansion is happening alongside intensifying competition, with more countries and companies entering the market and technological innovations like artificial intelligence, precision farming, real-time monitoring, and disease control rapidly transforming supply capabilities. While these changes are creating new efficiencies and opportunities, they also mean that competitive pressures on price, quality, and supply chain reliability are higher than ever.

The Asia-Pacific region remains the global leader in aquaculture production, yet producers here are facing rising challenges from evolving trade policies and shifting access to key export markets. Announcements of seafood tariffs by the United States a critical destination for Indian shrimp have introduced added complexities for exporters, including Waterbase. These measures have created a period of transition, requiring companies to recalibrate strategies to safeguard competitiveness. The developments highlight the dynamic

and increasingly competitive global aquaculture landscape, where market opportunities are shaped by regulatory shifts and demand constant agility.

Despite these headwinds, the overall seafood and aquafeed markets remain vibrant, with consumption rising and aquaculture production for aquatic animals now surpassing traditional capture fisheries. These trends continue to present opportunities for growth, but also require careful strategic navigation to maintain Waterbase's leadership and resilience in a highly dynamic and competitive landscape.

Financial discipline

Our progress is underpinned by steadfast financial discipline and a prudent, forward-looking allocation of resources. It is by being intentional in our investments and operational decisions that we have ensured the robustness of our asset base and positioned ourselves for continued resilience and growth. Our focus remains on operational efficiency supporting both present priorities and those that will chart our course into new opportunities. For the year ended FY 24-25, our total income stood at Rs.28,293 Lakhs, while individual segment revenues contributed as follows: Shrimp Feeds Rs.13,442 Lakhs and Processed Shrimp Rs.13,390 Lakhs. This diversified revenue composition reflects our business model's stability and unique capacity for strategic maneuvering in times of complexity.

Segmental contributions and synergy

Each of our operating segments is a wellspring of value not only contributing to growth, but fortifying Waterbase's overall ability to absorb volatility and seize new opportunities. Shrimp Feeds and Processed Shrimp allow us to buffer adverse trends in one area, capitalise on surging demand in another and deliver on our integrated business promise. Over the last year, these synergies have enabled swift adaptation to shifting

market realities and fostered organizational learning at all levels.

A confident step forward

The signals from our key markets are encouraging. Prices and demand are finding new equilibrium, and broader growth in the global seafood and aquafeed markets bodes well for everyone invested in sustainable protein alternatives. Our own roadmap is ambitious capacity expansion, more direct outreach and empowerment for our farmer network, and relentless innovation in products, processes, and digital integration. Advancements in sustainability, traceability, and consumer-centric product design remain key pillars of our global competitiveness.

With Waterbase's foundation of strength, our comprehensive business model is set to move briskly forward no longer just keeping pace, but leading the way in Indian aquaculture and beyond.

Our People and Partners

True and sustained progress is built not on assets or statistics, but on the spirit of people employees, customers, farming partners, and shareholders who bring commitment, inspiration, and perseverance to the Waterbase story. It is their unwavering belief and shared endeavour that form our most precious asset.

On the move always

"On the Move" is not a fleeting theme, nor a line assigned to this year alone. It is our ethic, our guiding star. Our resolve to create a sustainable, transparent, and future-ready enterprise is stronger than ever. Every initiative pursued, every relationship deepened, and every innovation embraced moves Waterbase closer to the lasting vision we have set: a company trusted locally and globally, delivering responsible and enduring value for all our stakeholders.

With warm regards,

Varun Aditya Thapar



Chief Executive Officer's Message



Dear Shareholders



It is both a privilege and a tremendous responsibility to lead Waterbase during one of the most dynamic periods the global aquaculture industry has ever seen. The financial year ended March 31, 2025, was a crucible that tested the mettle of businesses everywhere, including ours. We faced volatility on every front ranging from market, macroeconomics, climate, and disease but also found affirmation for our core beliefs: that science, agility, and an unwavering focus on quality will ultimately separate leaders from the rest.

Navigating through adversity

This past year, Waterbase operated at the confluence of profound sectoral challenges global opportunities. Our business, built around two major revenue streams feed and shrimp processing demonstrated both its resilience and its exposure to a changing global context.

Feed and Farm Care

We adopted a more conservative "cash and carry" approach in our feed and farm care segment. This policy tightened credit but was essential for stronger financial discipline. While it brought a short-term dip in volumes, it protected the company's liquidity and risk profile, especially important in an era where market shocks can arrive swiftly and unpredictably. Even with a softer market, we kept moving forward, supporting our shrimp farmers with training, biosecurity guidance, and on-ground advisory services ensuring that when the recovery comes, both Waterbase and

its ecosystem are positioned for fast and sustainable growth.

Processing Business

Our processing business, meanwhile, matched last year's revenue but faced a far more turbulent landscape. The global shrimp industry, after explosive growth in recent years, saw a combination of oversupply, weaker prices, and labour bottlenecks. For Waterbase, this translated into a significant loss, a stark reminder of how global trends cascade into company balance sheets. Most of the losses incurred by the Company were from the processing vertical. Yet even in adversity, we chose investment and learning. We embarked on debottlenecking initiatives and the upgrade of automation and controls, confident that these steps will restore profitability as the market normalises.

The global and national context

Aquaculture worldwide continues to

expand, with strong momentum in both production and market value across key regions. The Asia-Pacific region remains central to global aquaculture, supported by established expertise and significant market presence. India has made substantial progress, maintaining a leadership position in farmed shrimp as well as exports, reflecting enduring industry strengths even as market cycles shift.

On the demand front, consumers are increasingly seeking affordable, protein-rich, and responsibly sourced seafood, fueling growth in both mature and emerging markets. In response to these trends and evolving global standards, Waterbase has sharpened its focus on value addition, sustainability, and operational efficiency fundamental principles for companies committed to long-term industry leadership.

Producers in the Asia-Pacific region, while benefiting from the sector's ongoing growth, also face persistent



challenges tied to global trade dynamics and changing market access. Recent announcements of seafood tariffs in the United States, a market of prime importance for Indian shrimp have added fresh layers of complexity for exporters like Waterbase. Such policy changes inevitably reshape trade flows, compelling companies to revisit strategies and strengthen their resilience. For us, this has meant navigating a period of adjustment while staying focused on protecting competitiveness and sustaining value creation. These shifts are a reminder that global aquaculture is shaped as much by regulatory realignments as by consumer demand, and success lies in the ability to remain agile, forward-looking, and responsive to change.

Nurturing our brand and partnerships

For Waterbase, a brand built over decades cannot rest on its legacy; it must be continuously renewed through actions and outcomes. This year, we reinforced the brand's reputation for scientific integrity by emphasizing traceable supply chains, transparent farmer engagement, and strict adherence to international compliance norms. Our partners including farmers, suppliers, customers, and global buyers have responded positively, investing trust in our ability to deliver both quality and innovation.

We recognize that farmer prosperity is the starting point for sustainable aquaculture. Our technical outreach programs delivered hands-on training and biosecurity modules to hundreds of farmers. These initiatives helped safeguard crops against emerging disease threats and improved yields via scientific feed management and precision aquaculture practices. In a challenging year such as this, these partnerships prove their worth, reinforcing our market position and giving us valuable grassroots insight.

Technological and operational excellence

This year, we continued to strengthen Waterbase's core through a relentless focus on technical superiority and operational readiness.

In feed innovation, we made tangible improvements in our formulations, enabling higher farm productivity and improved animal health, even as we navigated the challenge of elevated input costs.

In processing, we undertook capacity enhancement and automation upgrades at our main plant, with a clear aim to improve cost structures and build scalability for the future.

On disease management and biosecurity, we worked closely with our farmer network to implement updated protocols, significantly reducing the impact of persistent pathogens. Our teams were swift in disseminating critical updates and providing on-ground support, protecting both livelihoods and the integrity of our supply chain.

In digitisation, we are in the process of developing data analytics tools, farm monitoring solutions, and farmer feedback systems that will deliver actionable intelligence allowing us to boost efficiency and remain responsive to shifting market dynamics and climate conditions.

These combined measures have strengthened our risk management capabilities, ensuring we can buffer against disruptions and recover swiftly when challenges arise.

Financial stewardship and strategy

Fiscal prudence was more than a buzzword this year. Our working capital cycle improved, receivable risks declined, and the company maintained robust liquidity, even during the poorest months for farm-gate shrimp prices. In key export markets, including the US and EU, our scenario planning and constant market engagement helped us manage difficult trade-offs, from pricing to regulatory compliance and logistics.

Anchoring in sustainability

Sustainability is an imperative both ethically and commercially. We have stepped up our R&D efforts to explore alternative feed ingredients, aiming to lower reliance on conventional fish meal and lowering costs. In environmental stewardship, we

continued to invest in traceability and certification, preparing Waterbase for tightening international norms.

Our product development pipeline now targets convenience and value-added segments, acknowledging the industry's inevitable shift towards value addition. It is our commitment to responsible sourcing, lean production, and social responsibility that sustains our market advantage.

The road ahead

As Waterbase stands at the intersection of challenge and opportunity, our vision is clear. We will continue to build on our strong foundation, accelerating the pace of capacity upgrades, farmer support, market engagement, and R&D. The outlook for the coming year is brighter buoyed by stabilising export prices, recovering demand, and an industry-wide recognition that sustainable, science-driven aquaculture is the way forward.

While market volatility is likely to persist, our diversified product mix, integrated value chain and relentless commitment to operational discipline ensure that we are not just moving with the current but steering confidently towards tomorrow's opportunities.

Progress, Partnership, Possibility

Waterbase's greatest strength is its people. Our employees, farmers, and stakeholders have once again demonstrated grit, creativity, and teamwork through a period of extraordinary flux. As a leadership team, we remain immensely grateful and equally ambitious for what we can achieve together in the years to come.

With resilience as our bedrock and "On the Move" as our compass, Waterbase will continue to turn promise into profitable, responsible growth. We look forward to walking this journey step by step, innovation by innovation, hand in hand with every partner whose future is entwined with ours..

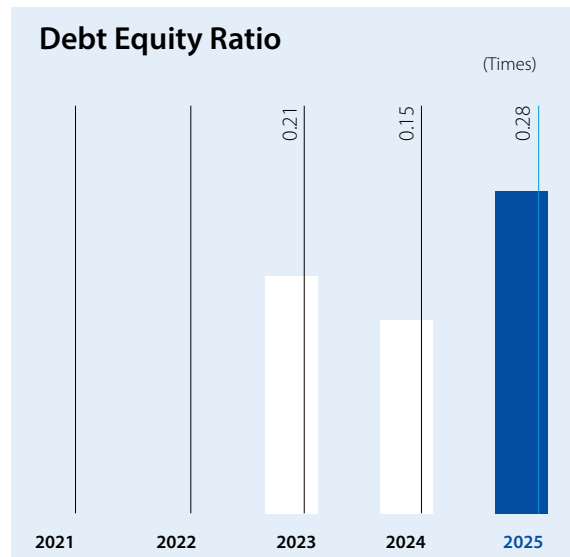
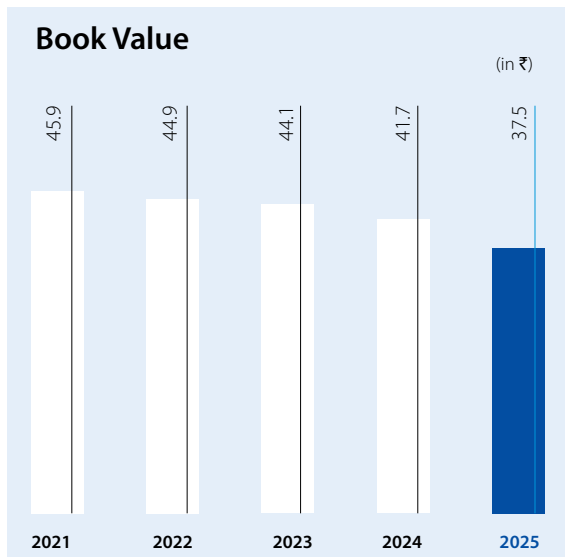
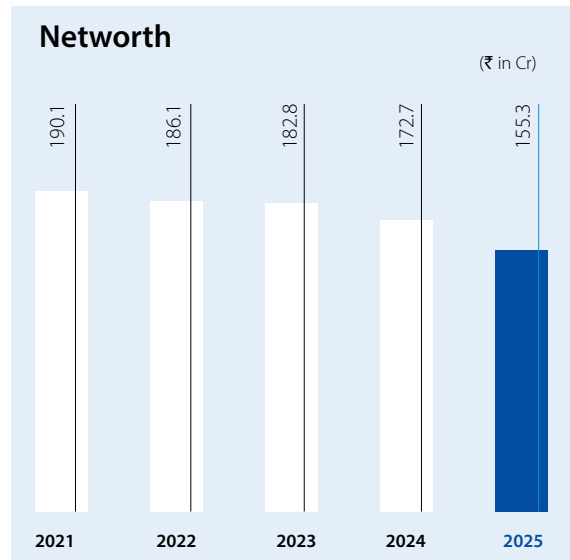
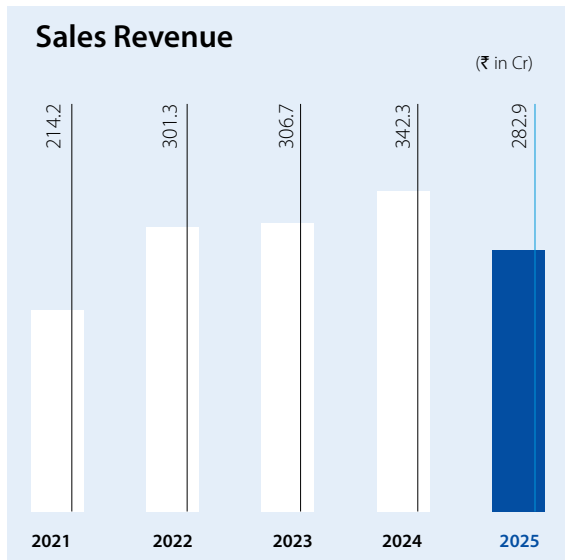
With regards

Ramakanth V. Akula



On the move through our financial metrics

Our financial metrics capture the evolving shape of our business, serving as a mirror of both the challenges we have navigated and the circumstances we continue to adapt to. While the numbers reflect the realities of a demanding environment, they also underscore our commitment to recalibrate, strengthen our foundation, and move steadily toward a more resilient future.



On the move with robust product portfolio

We deliver a comprehensive range of scientifically formulated shrimp feeds, developed using advanced pelleting technologies and guided by the expertise of international nutrition specialists. Every ingredient we use whether sourced locally or imported undergoes stringent quality checks to guarantee consistency in nutrient composition, water stability, and performance. Our feeds are tailored for species such as P. vannamei, P. monodon, and Scampi, with dedicated formulations for Starter, Grower, and Finisher stages. Operating under ISO 9001 standards, our feed mill has an annual capacity of 1,00,000 MT, enabling us to ensure timely supply and consistent quality to shrimp farmers across India.

Featured shrimp feed products portfolio



Brand Bay White

Species Targeted P. Vannamei

Key Attributes

First successful Indian brand for vannamei; balanced nutrition, phospholipids, cholesterol, omega-3s; HP Boost enhances fat absorption; antimicrobial blend supports beneficial gut bacteria.



Brand Vanamax

Species Targeted P. Vannamei

Key Attributes

Scientifically selected micro nutrients formulating an equilibrium to support all the bio chemical process
Reduces impact of diseases caused by virus / bacteria / parasite



Brand Tiger Bay XL

Species Targeted Tiger shrimp (modified extensive & high-density Vannamei)

Key Attributes

Balanced, cost-effective; stabilizes osmoregulation; omega-3s support performance across salinity variations.





Farm-Care & Animal Healthcare Products

We offer an integrated range of farm care solutions designed to protect and enhance shrimp health throughout the culture cycle. This portfolio includes:

Baymin	Maintains adequate minerals
VC-9	A farm-specific probiotic to control Vibrio
Whitekure	Controls White Feces Syndrome
Oxylyf	Enhances dissolved Oxygen
Nutri Pond	Supports growth of beneficial bacteria



Quality centric

Our state-of-the-art processing facility in Nellore transforms harvested shrimp into premium products, including IQF, block-frozen, and cooked formats, tailored for demanding global markets in Japan, Europe, and the U.S. The plant is FDA-listed, EU-approved, HACCP-compliant, and equipped with advanced freezing and automated quality-control technologies. This ensures that every product we export meets the highest international standards of safety, freshness, and taste.



Research & Development

We operate one of India's most advanced dedicated R&D facilities in aquaculture, enabling us to refine feed formulations for superior nutrient efficiency, improved shrimp health, and reduced environmental footprint. Working in collaboration with reputed research institutions our R&D efforts are directed towards achieving better feed conversion ratios, minimizing visceral waste, and developing sustainable ingredient alternatives.



Farming Support & Demonstration Ponds

As pioneers in the industry, we maintain fully operational model shrimp farms in Nellore to showcase best farming practices from pond preparation and water management to feeding regimes, probiotic application, and efficient harvesting techniques. These facilities also serve as live training centers, helping farmers adopt proven methods that boost productivity, profitability, and long-term sustainability.





On the move towards a sustainable aquaculture future

At Waterbase, we are committed to shaping the future of aquaculture in India by fusing innovation, farmer-centric solutions, and sustainable practices. Our goal is to ensure that every shrimp farmer we work with has the tools, knowledge, and support to achieve higher yields, better profitability, and long-term environmental balance. By combining advanced nutrition science, robust farmer training, and global market access, we are setting the stage for a more resilient and competitive aquaculture ecosystem.



Strengthening farmer trust

We believe that lasting success in aquaculture is built on trust. In the coming years, we will further strengthen our farmer connect programs, ensuring they receive timely advisory support, access to high-quality inputs, and guidance on sustainable farming practices. Our on-ground technical teams will intensify direct farm visits and capacity-building initiatives, helping farmers adopt best practices that improve both yield and shrimp health.





Strong brand measures

This year, our branding exercise went beyond visual identity, it was about deepening engagement with our stakeholders. Through updated packaging designs, farmer-centric communication campaigns, and consistent visibility at trade events, we reinforced our image as a reliable partner in aquaculture. These efforts not only enhanced market recall but also conveyed our core promise: delivering solutions that improve yields, safeguard livelihoods, and protect the environment.



Reaching more destinations

On the domestic front, our distribution network expanded across coastal and inland aquaculture hubs, ensuring timely supply of feed, healthcare solutions, and farm-care products to farmers in Andhra Pradesh, , Gujarat, Maharashtra, Goa, Tamil Nadu, and other key shrimp-farming states. By strengthening our reach within India, we are supporting local farmers in improving productivity, adopting sustainable practices, and accessing competitive market channels.

Exports continued to be a key growth driver. Equipped with advanced freezing technologies and automated quality checks, we supply premium shrimp products to discerning markets in China, Japan, Europe, and the United States. These shipments not only contribute to revenue but also reinforce India's standing as a trusted source of high-quality seafood.



On the move by strengthening the human bond

At Waterbase, we are committed to shaping the future of aquaculture in India by fusing innovation, farmer-centric solutions, and sustainable practices. Our goal is to ensure that every shrimp farmer we work with has the tools, knowledge, and support to achieve higher yields, better profitability, and long-term environmental balance. By combining advanced nutrition science, robust farmer



Human Resource Development

Building Skills, Strengthening Culture

At Waterbase, we believe that a thriving organisation is built on empowered people. Our HR strategy is focused on attracting the best talent, enhancing skill sets, and creating a workplace where individuals can excel and contribute meaningfully. Through structured learning and leadership development initiatives, we nurture capabilities that match the evolving demands of the aquaculture sector.

Learning & Development

We continue to invest in skill enhancement for our workforce across departments, technical, operational, and managerial. Training modules are tailored to aquaculture-specific needs, covering areas like hatchery best practices, feed production efficiency, processing quality control, safety, and leadership skills. Digital learning tools complement classroom sessions, ensuring flexibility and higher participation.

Leadership Pipeline

A dedicated leadership development programme ensures that high-potential employees are mentored for future roles. Internal promotions remain a key focus, reinforcing our commitment to career growth from within.

Employee Engagement & Well-being

Engagement initiatives ranging from open-house sessions to team-building activities help maintain an inclusive and collaborative work environment. Regular surveys capture employee feedback, enabling data-driven interventions that strengthen satisfaction and retention.



Enriching Communities, Sustaining Livelihoods

Our CSR philosophy aligns with our belief that business growth must go hand-in-hand with social progress. We channel resources into initiatives that improve quality of life, enhance livelihoods, and foster environmental stewardship in the coastal communities we serve.



Management Discussion and Analysis Report 2024-25

ECONOMIC SCENARIO

Global Economic Review

The global economy is facing a marked slowdown, weighed down by rising trade barriers, geopolitical tensions, inflationary pressures, and an uncertain policy environment. Growth is projected to weaken to 2.3% in 2025, the slowest pace since 2008 outside of full recessions. A modest and uneven recovery is expected in 2026–27, though output will remain materially below earlier projections.

The weakening outlook reflects multiple headwinds. Many developed economies, including the US and Europe, are experiencing a sharp deceleration, while trade restrictions and heightened policy uncertainty continue to constrain investment and dampen consumer sentiment. Global growth projections have been revised downwards across international agencies, with nearly all major economies facing downgrades.

Inflation remains a mixed picture. While headline inflation is easing, trade disruptions and tariff escalations could exert upward pressure on prices. Policy divergence among major economies risks tightening global financial conditions, potentially triggering capital outflows from emerging markets. The reduced fiscal space in many countries further constrains the ability to support growth.

Outlook

Despite near-term challenges, cautious optimism is supported by selective growth enablers. Ongoing digital transformation, renewable energy investments, and rising health-driven consumption patterns are creating new avenues of expansion. However, the outlook remains fragile and highly contingent on de-escalation of trade tensions, policy cooperation, and effective macroeconomic calibration. Absent these, global growth is expected to remain subdued at levels well below historical averages.

Indian Economic Review

Against a difficult global backdrop, India continues to shine as a bright spot, reaffirming its position as the fastest-growing major economy, with growth in the 6–7% range over the medium term. The country has recently emerged as the world's fourth-largest economy, surpassing Japan, underpinned by strong domestic demand and public investment momentum.

Key structural drivers remain intact. Robust private consumption, a healthy pipeline of public infrastructure projects, and sustained services growth continue to support momentum. Industrial activity is showing gradual improvement, while digital transactions—particularly through UPI have scaled to unprecedented levels, further formalising the economy. Exports of engineering goods, electronics, pharmaceuticals, and marine products have grown steadily, while inflation has been effectively contained through proactive fiscal and monetary measures.

Outlook

The Reserve Bank of India expects growth to remain steady at 6.5% in FY 2025–26, supported by benign inflationary trends and improving rural and urban demand. Inflation has moderated significantly, aided by abundant agricultural production and easing food price pressures, with CPI expected to remain well-anchored in the sub-4% range.

India's medium-term prospects are anchored in continued capital expenditure, healthier corporate and banking sector balance sheets, and strategic government reforms. With its combination of scale, domestic demand resilience, and digital transformation, India is positioned to remain a key driver of global growth. However, policymakers remain cautious of external spillovers from geopolitical tensions, weather-related uncertainties, and global trade disruptions.

INDUSTRY STRUCTURE AND DEVELOPMENTS

Aquaculture Industry Overview

After a challenging 2024 marked by weak consumer demand in major markets, the global aquaculture industry is poised for stronger production growth in 2025. According to Rabo Bank and the Global Seafood Alliance, aquaculture production is expected to expand steadily, with species such as Atlantic Salmon, Seabass, Seabream, and Pangasius leading the growth trajectory.

Global shrimp aquaculture production is projected to increase by 2% in 2025, with output reaching around 6.1 million metric tonnes. Asia, which continues to dominate the sector, is anticipated to grow by 2% during the year, supported by incremental capacity expansion and productivity improvements.

The global aquaculture market was valued at USD 310.6 billion in 2024 and is forecast to grow at a 5.1% CAGR through 2030, reaching nearly USD 417.8 billion. Growth is being driven by rising health consciousness, sustained demand for sustainable protein, and advances in aquaculture technologies.

Management Discussion and Analysis Report 2024-25

Global Seafood Market Overview

The seafood sector is undergoing structural transformation. Global aquaculture output of aquatic animals has overtaken capture fisheries, underscoring the sector's rising contribution to global food systems. Shrimp demand, however, has plateaued around 4 million MT in recent years and is expected to remain subdued during FY25 due to muted economic growth and weaker consumer spending in key importing regions like the US, EU, and China.

Despite near-term challenges, the longer-term seafood outlook remains favorable. The industry is expected to benefit from rising global protein consumption, health awareness, and technological advances in farming and processing methods.

Regional Market Dynamics

- Asia-Pacific remains the world's aquaculture hub, with countries like India, China, Indonesia, and Vietnam driving expansion. Asia accounts for the majority of incremental shrimp output, while India continues to be one of the leading producers and exporters.
- In contrast, developed markets such as the US and EU are grappling with slower consumption growth due to inflationary pressures and shifting trade policies. Still, demand for premium frozen and value-added seafood remains strong.
- Trade disruptions, including the reciprocal tariffs announced by the US in April 2025, have created uncertainty for major exporters. Countries are now seeking diversification into East Asia, the Middle East, and Europe to mitigate over-dependence on single geographies.

Product Segment Analysis

Frozen seafood continues to dominate consumption in developed markets, but the real growth opportunity lies in value-added products. Globally, processors are moving toward ready-to-cook, marinated, and pre-seasoned seafood products to tap into convenience-driven consumer demand.

Technological innovations spanning feed efficiency, disease management, and cold chain logistics are enhancing yields and product quality. These improvements are expected to drive higher realizations and margin stability, particularly for exporters focusing on premium and branded categories.

Sustainability and Consumer Trends

Sustainability has become central to the seafood value chain. With leading retailers and QSR chains adopting certified sustainable seafood, producers are under increasing pressure to comply with traceability and environmental standards.

Consumer health consciousness is another structural driver. Rising awareness of the nutritional benefits of seafood including omega-3 fatty acids and high-quality protein continues to lift per capita consumption globally. The FAO projects that global food fish consumption will rise further, strengthening the long-term demand outlook.

Outlook

While short-term headwinds persist in the form of trade barriers, freight costs, and geopolitical tensions, the global aquaculture and seafood industry remains on a long-term growth path. Rising health-driven consumption, sustainability imperatives, and product innovation are expected to reshape the industry over the next decade.

With demand for responsibly farmed, high-protein food accelerating worldwide, the sector is positioned for continued expansion—though its resilience will depend on how effectively players navigate climate risks, trade uncertainties, and evolving consumer preferences.

Indian Aquaculture and Seafood Industry

India continues to cement its position as a global leader in aquaculture, driven by strong domestic capabilities and export competitiveness. Aquaculture remains central to food security, employment, and foreign exchange earnings, with the government extending support through initiatives such as the Pradhan Mantri Matsya Sampada Yojana (PMMSY).

In FY 2023–24, India exported 1.78 million metric tonnes of seafood, valued at ₹60,523.89 crore (USD 7.38 billion). Frozen shrimp accounted for 716,004 metric tonnes, contributing ₹40,013.54 crore, which is nearly 66% of export revenues.

Production and Market Milestones

- India holds approximately 20% of the global shrimp market share, with production expected to remain flat at 1.2 million tonnes in FY25.
- Nearly 48% of Indian shrimp exports are destined for the US market, leaving exporters vulnerable to policy shocks.



Management Discussion and Analysis Report 2024-25

- Despite headwinds, Indian shrimp exporters are expected to post 2–3% revenue growth in FY25, aided by higher realisations and favourable currency trends, even as export volumes remain flat.

Policy Initiatives and Infrastructure

The government is actively promoting market diversification to East Asia, the Middle East, and Europe. At the same time, the PMMSY is targeting 22 million tonnes of fish production by FY25 and aims to double export earnings through infrastructure upgrades and farmer support. State-level programs, such as Jharkhand's inland fisheries roadmap, are further decentralising growth and creating new opportunities.

Indian Shrimp Industry

India remains the second-largest farmed-shrimp producer and the largest exporter of frozen shrimp globally. The domestic industry is transitioning through a phase of resilience, balancing export headwinds with structural reforms and technological upgrades.

- Species dynamics: Whiteleg shrimp (*L. vannamei*) continues to dominate, though production has plateaued. Meanwhile, Black Tiger (*P. monodon*) cultivation is gaining renewed interest, supported by strong overseas demand and premium pricing.
- Export performance: Shrimp exports form the backbone of India's seafood earnings, with 40% of export volume and 66% of value in FY24 linked to this single product.
- Margins: Global price stabilisation since late 2024 has improved farm-gate prices, restoring profitability for Indian growers.

Challenges

Disease outbreaks, high raw material costs, and exposure to tariff volatility remain significant risks. The Countervailing Duty of 5.77% and the newly announced US reciprocal tariffs could pose additional burdens if fully enforced. Rising logistics costs and climatic disruptions further compound sectoral challenges.

Outlook

Industry growth is expected to remain modest in the short term, but investments in disease control, value-added processing, and digital farm management are set to improve resilience. Policy support, including subsidies and infrastructure under PMMSY, is expected to sustain India's global leadership in shrimp exports.

Global Aquafeed Industry

The aquafeed sector is a vital backbone of global aquaculture, supporting the growth of shrimp, fish, and other farmed species. In 2024, the global aquafeed market was valued at over USD 70 billion, with strong growth projected through 2030. Asia-Pacific dominates the market, supported by its leading role in aquaculture production and seafood consumption.

Key trends include:

- Transition from fishmeal/fish oil dependence to plant-based and alternative proteins such as insect meal and algae.
- Expansion of functional feeds with probiotics and immune-enhancing additives.
- Increased adoption of precision feeding technologies to reduce waste and improve conversion ratios.

Sustainability considerations are reshaping feed production strategies globally, aligning with traceability and eco-labelling requirements across key markets.

Indian Aquafeed Industry

India's aquafeed industry has grown in parallel with its shrimp sector. The country has developed a strong commercial feed ecosystem, moving away from traditional practices to modern, efficient formulations.

- Shrimp feed remains the largest and fastest-growing segment, supported by the dominance of *vannamei* culture.
- Policy support under PMMSY and customs duty reductions on critical inputs have reduced feed costs and improved margins for farmers.

Outlook

With India's shrimp industry expected to sustain its global leadership, aquafeed demand will remain on a strong upward trajectory. Efficiency gains, R&D in sustainable feed formulations, and farmer education will drive the next phase of growth. Backed by supportive policies and market demand, India is positioned to become a key innovator in global aquafeed development.

Management Discussion and Analysis Report 2024-25

BUSINESS AND FINANCIAL OVERVIEW

The Waterbase Limited continues to reinforce its leadership in India's aquaculture sector, offering an integrated platform spanning hatchery operations, shrimp feed manufacturing, farm care solutions, contract farming, and value-added processing and exports. A part of the respected Karam Chand Thapar (KCT) Group, the Company benefits from a legacy of ethical business practices and strategic foresight across sectors such as aquaculture, coal logistics, and real estate.

Over the past year, Waterbase has strengthened its capabilities across the value chain, driven by innovation, customer-centricity, and operational discipline. The shrimp feed division remains a cornerstone of the business, with continuous innovation and sustained customer trust. Meanwhile, the processing and export facility built with cutting-edge technology and global compliance standards has begun contributing meaningfully to revenues and elevating Waterbase's presence in international markets.

The Company's financial statements have been prepared in compliance with the Indian Accounting Standards (Ind AS), in accordance with the notification issued by the Ministry of Corporate Affairs under Section 133 of the Companies Act, 2013, read with the Companies (Indian Accounting Standards) Rules, 2015, as amended, and other applicable provisions of the Act.

Its brief financial performance for 2024-25 is given below:

(Amount in Rs. Lakhs)

Particulars	For Year ended March 31, 2025	For Year ended March 31, 2024
Revenue from Operations	27,770.66	33,925.31
EBITDA	(1396.21)	(183.39)
Depreciation and interest on borrowings	992.68	1,140.83
Profit before tax	2,388.89	1,324.22
Tax expenses	(573.57)	(280.61)
Net Profit	(1,815.32)	(1,043.61)

Details of significant changes (i.e. change of 25% or more as compared to the immediately previous financial year) in Key Financial Ratios, alongwith detailed explanations thereof including:

Ratios	2024-25	2023-24	% Change	Reason (if more than 25% change)
Debtors Turnover	7.11	5.12	39%	Reduction in Trade Receivable is less than the reduction in sales, which leads to increase in Trade receivable turnover ratio
Inventory Turnover	3.12	4.18	-25%	Due to drop in feed sales and higher inventory in process plant
Net capital turnover ratio (in times)	5.19	3.72	39%	Lower working capital
Current Ratio	1.60	2.33	-31%	Due to increase in borrowings during the year compared to last year resulted in decrease in Current Ratio.
Debt-Equity Ratio	0.28	0.15	85%	Due to increase in borrowings during the year compared to last year resulted in increase in Debt Equity Ratio.
Net Profit Margin (%)	-6.74%	-3.15%	114%	Increase in net loss due to lower sales during the year, resulted in lower Net Profit ratio.

RISK MANAGEMENT

The Company recognizes that risk is an inherent aspect of any enterprise and that effective risk management is critical to sustaining performance, protecting stakeholder interests, and achieving long-term strategic goals. Waterbase has established a formal Risk Management framework that is actively overseen by a dedicated Risk Management Committee, comprising senior leadership and Board representation. This Committee meets periodically to identify, assess, and monitor key risks that could potentially impact the Company's operations, financial performance, reputation, and regulatory compliance.

The risk management process is comprehensive and embedded across all levels of the organization. Risks are systematically identified, categorized such as operational, financial, strategic, regulatory, environmental, and reputational and prioritized based on their potential impact and likelihood. Key focus areas include disease outbreaks in aquaculture, volatility in raw material



Management Discussion and Analysis Report 2024-25

prices, climate-related disruptions, biosecurity compliance, export regulation changes, forex fluctuations, and geopolitical factors affecting trade. For each identified risk, detailed mitigation strategies are developed and implemented, such as insurance coverage, supplier diversification, biosecurity upgrades, digital monitoring tools, and currency hedging mechanisms. The internal audit and control systems also play a key role in tracking risk indicators and evaluating the effectiveness of mitigation actions. The Risk Management Committee regularly updates the Board on emerging risks and ensures that contingency plans are agile and responsive to dynamic external environments. Through this proactive and structured approach, the Company aims to safeguard its assets, reputation, and business continuity while maintaining stakeholder confidence.

INTERNAL CONTROL SYSTEMS AND THEIR ADEQUACY

The Company continues to maintain a robust internal control framework that ensures operational efficiency, accuracy in financial reporting, and strict compliance with applicable laws and regulations. These internal controls, including internal financial controls, are regularly reviewed and upgraded to align with evolving business requirements and risk landscapes.

An independent Internal Audit function, operating under the guidance of the Audit Committee, evaluates the design and effectiveness of the internal control mechanisms. Audit findings and recommendations are reviewed periodically, and necessary corrective actions are implemented in a timely manner. The Audit Committee maintains active engagement with both internal and statutory auditors to ensure that the control environment remains strong, responsive, and aligned with the Company's growth objectives.

MATERIAL DEVELOPMENTS IN HUMAN RESOURCES / INDUSTRIAL RELATIONS

As of 31st March, 2025, the Company employed a committed workforce comprising 226 officers and workmen across its operations. During the year, Waterbase continued to view its human capital as a key enabler of long-term value creation. Strategic investments were made in strengthening employee capabilities through structured training, on-the-job learning, and functional upskilling. The focus remained on aligning individual competencies with evolving business needs while fostering a culture of ownership, agility, and collaboration across departments.

To ensure continuous development and engagement, the Company conducted multiple knowledge-sharing sessions and encouraged employees to participate in industry forums and external learning programs. Several employee-driven initiatives and suggestions were recognized and implemented, contributing to improvements in process efficiency, product quality, and cost control. Industrial relations remained cordial throughout the year, underscoring the mutual respect and open communication between the management and workforce.

CAUTIONARY STATEMENT

This statement made in this section describes the Company's objectives, projections, expectation and estimations which may be 'forward looking statements' within the meaning of applicable securities laws and regulations. Forward-looking statements are based on certain assumptions and expectations of future events. The Company cannot guarantee that these assumptions and expectations are accurate or will be realised by the Company. Actual result could differ materially from those expressed in the statement or implied due to the influence of external factors which are beyond the control of the Company. The Company assumes no responsibility to publicly amend,

Directors Report

Your Directors have great pleasure in presenting the Thirty-Eight Annual Report on the business and operations of the Company, together with the Audited Financial Statements for the year ended March 31, 2025.

1. FINANCIAL SUMMARY

The summarized standalone and consolidated results of your Company are given in the table below:

(Rs. in Lakhs)

Particulars	Standalone		Consolidated	
	Financial Year ended		Financial Year ended	
	31.03.2025	31.03.2024	31.03.2025	31.03.2024
Revenue from Operations	27,770.66	33,925.31	27,770.66	33,925.31
Other Income	522.35	308.21	522.35	308.21
Total Income	28,293.01	34,233.52	28,293.01	34,233.52
Operating Expenditure	29,598.08	34,305.39	29,598.87	34,306.91
Operating Profit before Depreciation, Interest & Tax	(1,305.07)	(71.87)	(1,305.86)	(73.39)
Finance Cost	275.43	300.62	275.43	300.65
Depreciation and Amortization Expense	808.39	951.73	808.39	951.72
Profit/(loss) Before Tax	(2,388.89)	(1,324.22)	(2,389.71)	(1,325.77)
Tax Expense:				
a) Current Tax	-	-	-	-
b) Deferred Tax	(573.57)	(280.61)	(573.57)	(280.61)
Profit/(loss) After Tax	(1,815.32)	(1,043.61)	(1,816.14)	(1,045.16)
Basic EPS (₹)	(4.38)	(2.52)	(4.38)	(2.52)
Diluted EPS (₹)	(4.38)	(2.52)	(4.38)	(2.52)

2. FINANCIAL STATEMENTS

The Standalone and Consolidated financial statements for the year ended March 31, 2025 have been prepared under Ind AS (Indian Accounting Standards) by the Company. The Board on the recommendation of the Audit Committee, approved both the Standalone and Consolidated Audited financial statements for the year ended March 31, 2025 at its meeting held on May 30, 2025.

3. COMPANY PERFORMANCE

Standalone Operations

Standalone Revenue from Operations for the Financial Year ended March 31, 2025 was ₹ 277.70 crores, as against ₹ 339.25 crores in the previous Financial Year. The Loss After Tax for the year was ₹ 18.15 crores as against loss after tax of ₹ 10.44 crores for the previous year.

Consolidated Operations

Consolidated Revenue from Operations for the Financial Year ended March 31, 2025 was ₹ 277.70 crores, as against ₹ 339.25 crores in the previous Financial Year. The Loss After Tax for the year was ₹ 18.16 crores as against loss after tax of ₹ 10.45 crores for the previous year. These consolidated figures include the financial performance of M/s. Waterbase Frozen Foods Private Limited, Subsidiary Company (erstwhile Saatatya Vistaar Oorja Bengaluru Private Limited).

4. NAMES OF COMPANIES WHICH HAVE BECOME OR CEASED TO BE ITS SUBSIDIARIES, JOINT VENTURES OR ASSOCIATE COMPANIES DURING THE YEAR

The Company's equity investment in Waterbase Frozen Foods Private Limited (erstwhile Saatatya Vistaar Oorja Bengaluru Private Limited), continues at 100% as on March 31, 2025.

5. CHANGES TO THE SHARE CAPITAL

The Authorized Share Capital of the Company as on March 31, 2025 is ₹ 65,00,00,000/- divided into 6,00,00,000 equity shares of ₹ 10/- each and 5,00,000 preference shares of ₹ 100/- each.



Directors Report

The Paid-Up Share Capital of the Company as on March 31, 2025 is ₹ 41,42,67,790 comprising of 4,14,26,779 equity shares of ₹ 10 each. During the year under review the Company has not issued any shares.

6. DIVIDEND

Considering the business position and financial performance, the board has not recommended any final dividend for FY 2024-25. Hence, no appropriations have been made to general reserves.

7. INVESTOR EDUCATION AND PROTECTION FUND

Transfer of Unpaid/ Unclaimed Dividend & Share Application Money to Investor Education and Protection Fund (IEPF)

Pursuant to the provisions of the Section 124 of the Companies Act, 2013 (hereinafter also referred to as "the Act"), read with Investor Education Protection Fund Authority (Accounting, Audit, Transfer and Refund) Rules, 2016, ("Rules") as amended, the dividends, unclaimed for a period of seven years from the date of transfer to the Unpaid Dividend Account of the Company are liable to be transferred to the IEPF.

Accordingly, the Company has transferred the unclaimed and unpaid dividends as well as the corresponding shares as per the requirements of the IEPF Rules, details of which are provided on our website, at <https://www.waterbaseindia.com>.

During the year, the Company has transferred an amount of ₹ 16,60,772 Lakhs being the unclaimed dividend (Final) for the year 2016-17 to the IEPF established by the Central Government. The Company has also transferred 8,10,757 Equity Shares in respect of which dividend has not been paid or claimed for seven consecutive years or more as enunciated under Section 124 (6) of the Companies Act, 2013.

Details of Nodal Officer

The details of the Nodal / Investor Grievance Officer appointed by the Company under the provisions of IEPF are given below and the same is disseminated on the website of the Company http://www.Waterbaseindia.com/contact_us.php.

Name of the Nodal Officer	R Sureshkumar
Direct Phone No.	044-45661700
Email ID	investor@waterbaseindia.com
Address	The Waterbase Limited Thapar House, 37, Montieth Road, Egmore, Chennai – 600 008

8. FIXED DEPOSIT

The Company has not accepted any deposit within the meaning of Chapter V of the Act and the Rules framed thereunder during the year under review.

9. MATERIAL CHANGES AND COMMITMENTS IF ANY, AFFECTING THE FINANCIAL POSITION OF THE COMPANY WHICH HAVE OCCURRED BETWEEN THE END OF THE FINANCIAL YEAR OF THE COMPANY TO WHICH THE FINANCIAL STATEMENTS RELATE AND THE DATE OF THE REPORT

There are no material changes and commitments affecting the financial position of the Company which have occurred between the end of the Financial Year of the Company to which the financial statements relate and the date of the Report.

10. CHANGE IN THE NATURE OF BUSINESS, IF ANY

There was no change in the nature of business of the Company during the Financial Year 2024-25.

11. SIGNIFICANT AND MATERIAL ORDERS PASSED BY REGULATORS / COURTS / TRIBUNALS

There were no significant material orders passed by the Regulators/Courts/Tribunals which would impact the going concern status of the Company and its future operations.

12. CREDIT RATING

The Company's credit facilities are rated by CARE Ratings. As per the last rating dated February 2025, the Company has long-term rating of CARE BBB; stable and short-term rating of CARE A3+.

Directors Report

13. BOARD OF DIRECTORS AND ITS COMMITTEES

A. Composition of the Board of Directors

As on March 31, 2025, the Board of Directors of the Company comprised of Six Non- Executive Directors, which included, three Independent Directors. The composition of the Board of Directors is in compliance with the provisions of Regulation 17 of the SEBI (Listing Obligations and Disclosure Requirement), Regulations, 2015 (hereinafter referred also as "Listing Regulations" or SEBI (LODR), 2015) and Section 149 of the Act.

B. Change in office of Directors and Key Managerial Personnel of the Company during the year under review and details of Directors seeking re-appointment at the 38th Annual General Meeting

Mr. Varun Aditya Thapar (DIN:02322660), Non-Executive Director, who has been longest in office, since the last appointment, will retire by rotation in the current year and being eligible offers himself for reappointment.

C. Criteria for Determining Qualifications, Positive Attributes and Independence of a Director

The Nomination and Remuneration Committee has formulated Nomination Remuneration and Evaluation Policy, which details the criteria for determining qualifications, positive attributes and Independence of Directors in terms of provisions of Section 178(3) of the Act and the Listing Regulations. The policy forms part of this report.

D. Declaration by Independent Directors

All the Independent Directors, have furnished a declaration that they meet the criteria of independence as envisaged in Regulation 16 of the Listing Regulations and Section 149(6) of the Act. In the opinion of the Board, the Independent Directors of the Company possess necessary expertise, integrity and experience.

E. Certificate from Practicing Company Secretary

Pursuant to Regulation 34(3) and Schedule V Para C clause (10)(i) of the Listing Regulations, M/s M Francis & Associates, Company Secretary in Practice, Chennai, has certified that none of the Directors on the Board of the Company has been debarred or disqualified from being appointed or continuing as Director of Companies by the Board/Ministry of Corporate Affairs or any such statutory authority.

F. Number of Meetings of the Board of Directors

The Board meets at regular intervals to adopt financial results and consider and decide business policies and strategic proposals apart from other items of business. The Board and Committee meetings are pre-scheduled and a tentative annual calendar of meetings is circulated to the Directors in advance to ensure participation of all Directors.

During the year under review, four Board meetings were held and meetings of Subcommittees were also held on regular intervals. The intervening gap between the meetings was within the period prescribed under the Act and the Listing Regulations. The details of the meetings are given in the Report on Corporate Governance which forms part of this Report. The Company provides all the Board members the facility to participate in the meetings of Board and Sub-committees through Video Conferencing / Other Audio-Visual Means.

Pursuant to the requirements of Schedule IV to the Act and the Listing Regulations, a separate Meeting of the Independent Directors of the Company was held on March 31, 2025, and the Directors reviewed and assessed the matters enumerated under Schedule IV(VII)(3) to the Act and Regulation 25(4) of the Listing Regulations. All the Independent Directors attended the meeting.

G. Statutory Committees of the Board

Pursuant to the requirements under the Act and the Listing Regulations, the Board of Directors has constituted various Committees of Board such as Audit Committee ("AC"), Nomination and Remuneration Committee ("NRC"), Stakeholders' Relationship Committee ("SRC"), and Corporate Social Responsibility ("CSR") Committee.

The composition and terms of reference of AC, NRC, SRC and CSR and number of meetings held during the year under review are given in the Report on Corporate Governance forming part of this Annual Report as Annexure 5.

H. Board Evaluation and Familiarization

Pursuant to the provisions of the Act and the Listing Regulations, the Board has carried the annual performance evaluation of its own performance, the Directors (excluding the Director being evaluated) as well as the subcommittees of the Board. The Nomination and Remuneration Committee of the Company has carried out evaluation of performance of each Individual Director. Performance evaluation was made based on structured questionnaire considering the indicative criteria prescribed in the Nomination & Remuneration Policy of the Company read with SEBI Guidance Note on Board Evaluation.



Directors Report

Evaluation of the Board was made based on the role played by the Board in decision making, evaluating strategic proposals, discussing annual budgets, assessing adequacy of internal controls, review of risk management procedures etc. The evaluation of individual Director was carried out based on various parameters such as participation in the Board and its Committee meetings, contribution towards strategic proposals, suggesting risk mitigation measures, supporting in putting place internal controls, governance, leadership and talent development and managing external stakeholders. Performance evaluation of various Subcommittees of the Board was carried out based on the criteria such as constitution, effective functioning of the Sub-committees as per the terms of reference, periodical suggestions and recommendations given by the Sub-committees to the Board etc.

In the meeting of Independent Directors held during the year, the members evaluated the performance of the Chairman based on criteria such as giving guidance to the Board and ensuring the independence of the Board etc. The performance of the Non-Independent Directors was also evaluated based on their contribution made to the growth of the Company, strategic initiatives and Board deliberations.

The Company takes all steps necessary to keep the Directors apprised of key developments in the Business and Industry and to familiarize them for enabling their contribution and good governance. Since the Independent Directors are the critical link in any successful Corporate Governance program, a detailed Appointment Letter incorporating the roles, duties and expectations, remuneration, insurance cover, code of conduct, etc., is issued for the acceptance of the Independent Directors.

Further, as part of the Board/ Committee Meetings, the Independent Directors are briefed about the developments impacting the Industry, various strategic initiatives of the Company, update on operations etc. Product information brochures and Annual Reports are given for their reference. Senior Executives regularly make presentations by audio visual means to the Board. The broad overview of the Company's approach to familiarization of Directors is available at the link http://www.waterbaseindia.com/investor_relations.php.

I. Directors' Responsibility Statement

Pursuant to the provisions under Section 134(5) of the Act, with respect to Directors' Responsibility Statement, the Directors confirm:

- I. That in the preparation of the annual accounts, the applicable accounting standards have been followed and no material departures have been made from the same;
- II. That they had selected such accounting policies and applied them consistently, and made judgements and estimates that are reasonable and prudent, so as to give a true and fair view of the state of affairs of the Company at the end of the financial year and of the profit and loss of the Company for that period;
- III. That they had taken proper and sufficient care for the maintenance of adequate accounting records in accordance with the provisions of the Act, for safeguarding the assets of the Company and for preventing and detecting fraud and other irregularities;
- IV. That they had prepared the annual accounts on a going concern basis;
- V. That they had laid down internal financial controls to be followed by the Company and that such internal financial controls are adequate and were operating effectively; and
- VI. That they had devised proper systems to ensure compliance with the provisions of all applicable laws and that such systems were adequate and operating effectively.

14. AUDIT RELATED MATTERS

A. Statutory Auditors

The current Statutory Auditor, M/s Deloitte Haskins & Sells LLP, Chartered Accountants (Firm's Registration No. 117366W / W-100018), were appointed at the Annual General Meeting held on August 18, 2022 for a period of 5 (Five) consecutive years, to hold office until the conclusion of fortieth Annual General Meeting to be held in the year 2027.

There are no qualifications, reservations or adverse remarks or disclaimers made by the Statutory Auditors on the financial statements in their report for the year 2024-25.

Further, the reports of the Statutory Auditors for FY 2024-25 are given along with the Standalone and Consolidated Financial Statements which are annexed to and forms part of this report.

Directors Report

B. Secretarial Auditors

As required under Section 204 of the Companies Act, 2013 and Rules thereunder, the Board had appointed M/s. M. Francis & Associates, Practising Company Secretaries, as secretarial auditor of the Company for FY 2024-25. The report of the said Secretarial Auditor for FY 2024-25 is annexed to and forms part of this report as **Annexure 8**.

The Board in its meeting dated May 30, 2025 has approved M/S. Francis & Associates (Practising Company Secretaries) as Secretarial Auditors of the company subject to approval from shareholders. The term would commence from the conclusion of the 38th Annual General Meeting held in 2025 till the conclusion of 43rd Annual General Meeting to be held in 2030 at such remuneration that is mutually agreed upon between the Board and the Auditors.

There are no qualifications, reservations or adverse remarks or disclaimers made by the Secretarial Auditors in their report for the year 2024-25.

C. Internal Auditors

As per Section 138 of the Companies Act, 2013, the Company has appointed M/s. Ernst & Young as the Internal Auditors of the Company. The Auditors present their report to the Audit Committee on quarterly basis.

D. Cost Records.

The Company is not required to maintain Cost Records as specified by the Central Government u/s 148 (1) of the Companies Act, 2013.

15. REPORTING FRAUDS

During the year under review, neither the Statutory Auditors nor the Secretarial Auditors has reported to the Audit Committee, under Section 143(12) of the Act, any instances of fraud committed against the Company by its officers or employees.

16. POLICY MATTERS

A. Nomination, Remuneration and Evaluation Policy

In terms of provisions of Section 178(3) of the Act, the Nomination and Remuneration Committee of the Company has formulated and recommended to the Board a policy, containing the criteria for determining qualifications, competencies, positive attributes and independence for appointment of a Director and it highlights the remuneration for the Directors, Key Managerial Personnel and other employees, ensuring that it covers the matters mentioned in Section 178(4) of the Act. The policy is attached as Annexure 1 to this report.

Particulars of Remuneration details of Directors, Key Managerial Personnel and Employees

The remuneration details of Directors and Key Managerial Personnel and ratio of remuneration of each Director to the median of employees' remuneration as per Section 197(12) of the Act, read with Rule 5(1) of the Companies (Appointment and Remuneration of Managerial Personnel) Rules, 2014 is enclosed as Annexure 1A.

In accordance with the provisions of Section 197(12) of the Act and Rule 5(2) of the Companies (Appointment and Remuneration of Managerial Personnel) Rules, 2014, the names and particulars of remuneration of top ten employees who have drawn remuneration not less than the limits specified in the Rules are available with the Company and in terms of provisions of Section 136(1) of the Act, this report is being sent to the members without this detail and any member desirous of obtaining information may write to the Company and the same shall be provided through electronic mode till the date of the ensuing Annual General Meeting.

B. Vigil Mechanism / Whistle Blower Policy

In accordance with section 177(9) and (10) of the Companies Act, 2013 and Regulation 22 of the SEBI (LODR) Regulations, 2015, the Company has implemented a Whistle Blower Policy, whereby employees can report matters such as abuse of authority, misconduct, fraud, misappropriation of assets, non- compliance to code of conduct etc. to the Audit Committee.

The Audit Committee reviews on quarterly basis the functioning of the Whistle Blower and Vigil Mechanism. In order to ensure that the policy is adhered to, and to assure that the concern will be acted upon seriously, the Company has committed itself to the following:

1. Ensure that the Whistle Blower and/or the person processing the Disclosure is not victimized for doing so;
2. Treat victimization as a serious matter including initiating disciplinary action on such person(s);
3. Ensure complete confidentiality and no attempt to conceal evidence of the Disclosure;



Directors Report

4. Take disciplinary action, if any one destroys or conceals evidence of the Disclosure made/ to be made;
5. Provide an opportunity of being heard to the persons involved, especially to the person against or in relation to whom a Disclosure is made or evidence gathered during the course of an investigation.

The policy lays down the detailed mechanism for reviewing the Complaints, spells out the remedial mechanism, assures the confidentiality and protection of whistle-blowers from victimization. The policy provides for confidential and anonymous reporting to the Chairman of Audit Committee wherever required. The policy also discourages frivolous and vexatious complaints by suitably incorporating penal provisions for such complaints.

The details of the Whistle Blower Policy are available on the website of the Company at http://www.waterbaseindia.com/investor_relations.php.

C. Corporate Social Responsibility Policy

In terms of the provisions of Section 135 of the Act read with the Companies (Corporate Social Responsibility Policy) Rules, 2014, the Board of Directors of your Company has constituted a Corporate Social Responsibility (CSR) Committee and framed a CSR policy which details the programs / activities that can be carried out under various program heads. CSR policy of the Company is available on the website http://www.waterbaseindia.com/investor_relations.php. The Company believes that its ultimate objective is to benefit communities through initiatives, which contribute to nation building.

The Company's leadership takes active responsibility in various community engagement initiatives. The CSR Activities of the Company are routed through the KCT Group Trust specifically formed for the purpose of carrying out the CSR activities as mandated under section 135 of the Act.

17. OTHER MATTERS

A. Internal Financial Controls

The Company has Internal Control Systems commensurate with the nature of its business, size and complexities. Audit Committee reviews the adequacy and effectiveness of internal control system and monitors the implementation of audit recommendations. During the year under review, the Internal Audit was conducted and detailed review of control processes in key control areas and identified design gaps, improvement opportunities and management check points which helps in strengthening the processes and monitoring was undertaken.

The Company's Internal Financial Controls encompass policies and procedures adopted by the Board for ensuring the orderly and efficient conduct of business, including adherence to its policies, safeguarding of its assets, prevention and detection of frauds and errors, the accuracy and completeness of accounting records and the timely preparation of reliable financial information. Appropriate review and control mechanisms are built in place to ensure that such control systems are adequate and are operating effectively.

The systems/frameworks include proper delegation of authority, operating philosophies, policies and procedures, effective IT systems aligned to business requirements, an Internal Audit framework, a comprehensive Code of Conduct & Business Ethics framework, a Risk Management framework and adequate segregation of duties to ensure an acceptable level of risk. Documented Standard Operating Procedures are in place for all business processes. Key controls are tested to assure that these are operating effectively.

Besides, the Company has also implemented SAP ERP for all its processes to strengthen the internal control and segregation of duties/access.

Key controls in operational, financial and IT processes were tested to provide assurance regarding compliance with the existing policies and significant operating procedures and no significant weaknesses/deviations were noted in operational controls. Further, the Statutory Auditors of the Company also carried out audit of Internal Financial Controls over Financial Reporting of the Company as on March 31, 2025 and issued their report which forms part of the Independent Auditor's report.

B. Risk Management

The Company carries out a detailed Risk assessment exercise and has implemented the Enterprise Risk Management (ERM) policy/ framework. This framework is applicable for all strategic, high level operational, financial reporting, compliance and enterprise wide risks that have a high impact on the Company.

A strong and independent Internal Audit function carries out risk focused audits across the Company and enables identification of areas where the processes may need to be improved to mitigate the risks.

Directors Report

C. Particulars of Loans, Guarantees and Investments

The Company has not given any loan, provided any guarantee or made any investment falling under the provisions of Section 186 of the Act.

D. Financial Position and Performance of Subsidiaries, Joint Ventures and Associates

The financial summary of Waterbase Frozen Foods Private Limited, subsidiary company is as under:

(Rs. Lakhs)

Particulars	2024-25	2023-24
Revenue from Operations	-	-
Profit Before Tax	(0.82)	(1.54)
Profit/Loss After Tax	(0.82)	(1.54)

Consolidated Financial Statements of the Company are prepared in accordance with Indian Accounting Standards (IND AS) notified under Companies (Indian Accounting Standards) Rules, 2015 (as amended from time to time) and presentation requirements of Division II of Schedule III to the Act, (Ind AS compliant Schedule III), as applicable to the consolidated financial statements and the same forms an integral part of this Report.

Pursuant to Section 129(3) of the Act read with Rule 5 of the Companies (Accounts) Rules, 2014, a statement containing salient features of the financial statements of Subsidiary, for the Financial Year 2024-25 is given in Form AOC-1 (Annexure 4) which forms an integral part of this Annual Report.

In accordance with Section 136(1) of the Act, the Annual Report of your Company containing inter alia, financial statements including consolidated financial statements, has been placed on the Company's website, http://www.waterbaseindia.com/investor_relations.php. Further, the financial statements of the subsidiary have also been placed on the Company's website separately.

The audited financial statements including the consolidated financial statements of the Company, audited financial statements in respect of the subsidiary company shall be available for inspection for members. Any member desirous of inspecting the above documents may write to the Company and the facility to inspect the documents electronically shall be provided.

E. Any Revision Made in Financial Statements or Board's Report

The Company has not revised the Financial Statements or Board's Report in respect of any of the three preceding Financial Years.

F. Code of Conduct

In compliance with Regulation 26(3) of the Listing Regulations and the Act, the Company has framed and adopted Code of Conduct ("the Code") for Directors and Senior Management, which provides guidance on ethical conduct of business and compliance of law.

All Members of the Board and Senior Management personnel have affirmed the compliance with the Code as on March 31, 2025. A declaration to this effect, signed by the Chief Executive Director in terms of the Listing Regulations is given in the Report of Corporate Governance forming part of this Annual Report. The Code is made available on the Company's website http://www.waterbaseindia.com/investor_relations.php.

G. Extract of Annual Return

The details forming part of the extract of the Annual Return for FY 2024-25 in form MGT-9 is made available on the Company's website http://www.waterbaseindia.com/investor_relations.php.

Further, a copy of the Annual Return of the Company containing the particulars prescribed under section 92 of the Act, in Form MGT-7, as on March 31, 2025, is made available on the Company's website.

H. Management Discussion and Analysis Report

As per the terms of Regulation 34(2)(e) of the Listing Regulations, the Management Discussion and Analysis Report forms part of this Annual Report.



Directors Report

I. Related Party Transactions

All related party transactions which were entered during the Financial Year were in the ordinary course of business and on an arm's length basis. There were no materially significant related party transactions entered by the Company with the Promoters, Directors, Key Managerial Personnel or other persons which may have a potential conflict with the interests of the Company.

A statement of all related party transactions is presented before the Audit Committee on quarterly basis, specifying the nature, value and terms and conditions of transactions. The Audit Committee also grants omnibus approval for certain contracts and arrangements with Related Parties as per the provisions contained in the Companies Act, 2013 and SEBI (Listing Obligations and Disclosure Requirements) Regulations, 2015. Since all the Related Party Transactions entered during the Financial Year were on an arm's length basis and in the ordinary course of business, no details are required to be provided in Form AOC-2 as prescribed under Section 134(3)(h) of the Act and Rule 8(2) of the Companies (Accounts) Rules, 2014.

In accordance with the requirements of the Listing Regulations, the Company has also adopted Policy on Materiality and dealing with Related Party Transactions and the same has been placed on the website of the Company.

J. Corporate Governance

The Company is committed to maintain the highest standards of Corporate Governance and adhere to the Corporate Governance requirements. The Report on Corporate Governance as required under Regulation 34(3) read with Schedule V of the Listing Regulations forms part of this Annual Report as Annexure 5.

K. Conservation of Energy, Technology Absorption and Foreign Exchange Earnings and Outgo

The information pertaining to Conservation of Energy, Technology Absorption and Foreign Exchange Earnings and Outgo stipulated under Section 134(3)(m) of the Act read with Rule 8 of the Companies (Accounts) Rules, 2014, is furnished in Annexure 2 and forms part of this Report.

L. Disclosure Under the Sexual Harassment of Women at Workplace (Prevention, Prohibition and Redressal) Act, 2013

The Company's policy on prevention of sexual harassment of women provides for the protection of women employees at the workplace and for prevention and redressal of such complaints. An Internal Complaints Committee has been set up to redress complaints received regarding sexual harassment. All employees (permanent, contractual, temporary, trainees) are covered under this policy. During the year under review, the Company has not received any complaint.

18. COMPLIANCE WITH SECRETARIAL STANDARDS

The Company has complied with the various Secretarial Standards issued by the Institute of Company Secretaries of India.

19. LISTING OF SHARES

The equity shares of the Company are listed on the Bombay Stock Exchange Ltd. (BSE). The listing fee for the Financial Year 2024-25 has been paid to the credit of the Stock Exchange.

20. CODE OF PRACTICES AND PROCEDURES FOR FAIR DISCLOSURE OF UNPUBLISHED PRICE SENSITIVE INFORMATION

The Board has formulated code of Practices and Procedures for Fair Disclosure of Unpublished Price Sensitive Information for fair disclosure of events and occurrences that could impact price discovery in the market for the Company's securities and to maintain the uniformity, transparency and fairness in dealings with all stakeholders and ensure adherence to applicable laws and regulations. The Audit Committee on an annual basis conducts a review on the adherence to the policy. The copy of the same is available on the website of the Company at http://www.waterbaseindia.com/investor_relations.Php

21. PREVENTION OF INSIDER TRADING

The Board has formulated code of conduct for regulating, monitoring and reporting of trading of shares by Insiders. This code lays down guidelines, procedures to be followed and disclosures to be made by the insiders while dealing with shares of the Company and cautioning them on consequences of non-compliances. The copy of the same is available on the website of the Company at http://www.waterbaseindia.com/investor_relations.php

Directors Report

22. DETAILS OF APPLICATION MADE OR ANY PROCEEDING PENDING UNDER THE INSOLVENCY AND BANKRUPTCY CODE, 2016.

No application under IBC was initiated by the Company as on March 31, 2025. There was no instance of one time settlement with any Bank or financial institutions.

23. ACKNOWLEDGEMENT

Your Directors place on record their sincere appreciation for the steadfast commitment and highly motivated performance by employees at all levels which is instrumental in sustained performance of the Company. Your Directors also sincerely thank channel partners, shareholders, various Government & other Statutory Authorities, Banks, Financial Institutions and Analysts for their continued assistance, co- operation and support.

For and on behalf of the Board of Directors

Sd/-
Rahul C Mehta

Director

DIN: 00397420

Sd/-
Ramakanth V Akula

Director

DIN: 07107616

Place: New Delhi

Date: 30.05.2025



Annexure - 1 to the Directors Report

NOMINATION AND REMUNERATION POLICY AND REMUNERATION DETAILS

A. Nomination and remuneration Policy

The Nomination and Remuneration Policy has been formulated in compliance with Section 178 of the Companies Act, 2013 read along with the applicable rules thereto and Regulation 19 of the SEBI (Listing Obligations and Disclosure Requirement), 2015, as amended from time to time. This policy on Nomination and Remuneration of Directors, Key Managerial Personnel and Senior Management Personnel has been formulated by the Nomination and Remuneration Committee (NRC) and has been approved by the Board of Directors.

The following are the salient features of the Policy:

B. Objective:

The objective of the policy is to ensure that:

- The level and composition of remuneration is reasonable and sufficient to attract, retain and motivate directors and other employees of the quality required to run the Company successfully;
- There is a transparent and consistent system of determining the appropriate level of remuneration across all levels of the Company;
- Relationship of remuneration to performance is clear and meets appropriate performance benchmarks; and
- Remuneration to Directors, Key Managerial Personnel and Senior Management involves a balance between fixed and incentive pay reflecting short and long- term performance objectives appropriate to the working of the Company and its goals.

C. Appointment and removal of Director, Key Managerial Personnel and Senior Management Personnel:

- a) The NRC shall identify and ascertain the integrity, qualification, expertise and experience of the person for appointment as Director and Key Managerial Personnel and recommend his / her appointment, as per the Company's Policy. Similarly, for appointments to Senior Management, the person to be recruited shall have the qualification requisite for the role and should be one of integrity and expertise.
- b) The NRC has authority to decide whether qualification, expertise and experience possessed by a person is sufficient / satisfactory for the position.
- c) The NRC shall ensure that the person to be appointed as Director/ Managing Director/ Whole-Time Director does not suffer from any disqualification stipulated and also possesses all the qualifications stipulated under the Companies Act, 2013. Wherever required, any such appointment shall be made with the requisite approval of the Central Government.
- d) The Company shall not appoint or continue the employment of any person as Whole-time Director who has attained the age of seventy years. Provided that, the term of the person holding this position may be extended beyond the age of seventy years with the approval of shareholders by passing a special resolution.
- e) Each Executive Director will enter into a contract with the Company clearly setting out the terms and conditions and the remuneration package for that person. The contract will set out the expectations for the performance of the role and criteria for assessment. The NRC and the Board must approve all such contracts.
- f) Independent Directors shall be issued a letter of appointment containing the terms and conditions of appointment, expectations from them and the benefits available for such Independent Directors. The appointment letter shall be approved by the NRC and the Board before it is issued to Independent Directors.
- g) Key Managerial and Senior Management Personnel (both contractual & permanent) will be issued a Letter of Appointment clearly setting out the terms and conditions and the remuneration package. This appointment will be accompanied with a detailed Job Description stating the Key Responsibility Areas (KRAs) of that respective person. The Executive Director or Chief Executive Officer must approve such appointment letter and the same will be governed by the HR policy.

D. Term / Tenure:

a) Managing Director / Whole-time Director:

The Company shall appoint or re-appoint any person as its Executive Chairman, Whole-Time Director, Managing Director or Executive Director for a term not exceeding five years at a time. No re-appointment shall be made earlier than one year before the expiry of term.

Annexure - 1 to the Directors Report

b) Independent Director:

- i. An Independent Director shall hold office for a term up to five consecutive years on the Board of the Company and will be eligible for re-appointment on passing of a special resolution by the Company and disclosure of such appointment in the Board's report.
- ii. No Independent Director shall hold office for more than two consecutive terms of upto maximum of 5 years each, but such Independent Director shall be eligible for appointment after expiry of three years of ceasing to become an Independent Director.
- iii. Provided that an Independent Director shall not, during the said period of three years, be appointed in or be associated with the Company in any other capacity, either directly or indirectly.
- iv. At the time of appointment of Independent Director it should be ensured that number of Boards on which such Independent Director serves is restricted to seven listed companies as an Independent Director and three listed companies as an Independent Director in case such person is serving as a Whole- time Director of a listed company or such other number as may be prescribed under the Act.
- v. The continuation of the term of an Independent Director is subject to the outcome of the annual evaluation process of the Director.

c) Key Managerial and Senior Management Personnel:

Appointment as Key Managerial Personnel shall be without any time limit and as per the terms mentioned in the appointment letter. However, the maximum age for retirement of Key Managerial Personnel shall be as per the policy applicable for all the other employees of the Company. The continuation of Key Managerial Personnel shall also be dependent upon satisfactory performance evaluation. The Committee shall have the full freedom to recommend the removal of any Key Managerial Personnel if performance evaluation is found unsatisfactory.

E. Evaluation:

- i. The NRC shall carry out evaluation of performance of Directors at yearly intervals or at such intervals as may be considered necessary. This shall include evaluation of Independent Directors.
- ii. The NRC shall recommend the performance evaluation criteria for Board approval. The evaluation criteria shall comprise the framework of evaluation applicable for Directors (including the Chairman and Independent Directors), the Board as a whole and various Committees of Directors.
- iii. The NRC shall also lay down the evaluation parameters (KRA's) of Key Managerial and Senior Management Personnel. These parameters shall be suitably incorporated in the Performance evaluation framework applicable to Key Managerial and Senior Management Personnel who shall be subject to annual evaluation process based on these parameters.
- iv. A report on annual performance evaluation of the Key Managerial and Senior Management Personnel shall be placed before the NRC for suitable recommendations to the Board, if needed.

F. Policy for remuneration to Directors/KMP/Senior Management Personnel/Other Employees:

- 1) Remuneration to Managing Director/Whole-Time Directors:
 - a) The Remuneration / Commission etc. to be paid to Managing Director / Whole Time Directors etc. shall be governed as per the provisions of the Companies Act, 2013 and rules made there under or any other enactment for the time being in force and the approvals obtained from the Members of the Company.
 - b) The NRC shall make such recommendations to the Board of Directors, as it may consider appropriate with regard to remuneration to Managing Director / Whole Time Directors.
 - c) The Board in consultation with the NRC will from time to time determine the fixed remuneration level for Managing / Whole-time Directors. Such remuneration levels will be determined according to industry standards, market conditions and scale of the Company's business relating to the position.
 - d) The Board in consultation with the NRC may determine incentive designed to create a strong relationship between performance and remuneration. However, such remuneration shall be within the limits specified by the Act and approval of shareholders.
 - e) Termination benefits shall be as per the terms specified in the Contract.



Annexure - 1 to the Directors Report

- 2) Remuneration to Non- Executive / Independent Directors:
- a) The Non-Executive / Independent Directors may receive sitting fees and such other remuneration as permissible under the provisions of the Companies Act, 2013. The amount of sitting fees shall be such as may be recommended by the NRC and approved by the Board of Directors.
 - b) The remuneration of the Non – Executive / Independent Directors (excluding remuneration for attending meetings as prescribed under Section 197 (5) of the Companies Act, 2013) shall be subject to ceiling/ limits as provided under Companies Act, 2013 and rules made there under or any other enactment for the time being in force. The amount of such remuneration shall be such as may be recommended by the NRC and approved by the Board of Directors or shareholders, as the case may be.
 - c) An Independent Director shall not be eligible to get Stock Options and also shall not be eligible to participate in any share based payment schemes of the Company.
 - d) Any remuneration paid to Non - Executive / Independent Directors for services rendered which are of professional in nature shall not be considered as part of the remuneration for the purposes of clause (b) above, if the following conditions are satisfied:
 - i. The services are rendered by such Director in his capacity as the professional; and
 - ii. In the opinion of the Committee, the Director possesses the requisite qualification for the practice of that profession.
 - e) The Board in consultation with the NRC will from time to time determine the Commission payable to Non-Executive Directors. Such Commission shall be within the limits specified by the Act / approved by Shareholders. The actual commission will be determined according to industry standards, relevant laws and regulations, labour market conditions and scale of the Company's business relating to the position.
- 3) Remuneration to Key Managerial and Senior Management Personnel:
- a) The remuneration to Key Managerial and Senior Management Personnel shall consist of fixed pay and incentive pay, in compliance with the provisions of the Companies Act, 2013 and in accordance with the Company's Policy.
 - b) The fixed pay shall include monthly remuneration, employer's contribution to Provident Fund, contribution to pension fund, pension schemes, etc. as decided from to time. The Board in consultation with the NRC will, from time to time determine the fixed remuneration level. Such remuneration levels will be determined according to industry standards, market conditions and other factors.
 - c) The incentive pay shall be decided based on the balance between performance of the Company and performance of the Key Managerial and Senior Management Personnel, to be decided annually or at such intervals as may be considered appropriate by the Board in consultation with the NRC.
- 4) Remuneration to Other Employees:

The Chief Executive Officer will approve the form of remuneration which may include fixed remuneration, termination payments and employee entitlement for other employees of the Company.

For and on behalf of the Board of Directors

Sd/-
Rahul C Mehta
Director
DIN: 00397420

Sd/-
Shashikala Venkatraman
Director
DIN: 02125617

Place: New Delhi
Date: 30.05.2025

Annexure - 1A to the Directors Report

Disclosure of Remuneration under section 197(12) of the Companies Act, 2013 read with Rule 5(1) of the Companies (Appointment & Remuneration of Managerial Personnel) Rules, 2014.

The details of remuneration during the financial year, 2024-25 as per Rule 5(1) of the Companies (Appointment & Remuneration of Managerial Personnel) Rules, 2014, as amended, are as follows.

1. The ratio of remuneration of each Director to the median remuneration of the employees of the Company for the financial year 2024-25:

Name of Director	Designation	Ratio #
*Mr. Varun Aditya Thapar	Chairman, Non Executive and Non Independent Director	NA
*Mr. Rahul Kapur	Independent Director	NA
*Ms. Shashikala Venkatraman	Independent Director	NA
*Ms. Nitasha Thapar	Non Executive and Non Independent Director	NA
*Mr. Rahul Chandrasingh Mehta	Independent Director	NA
**Mr. Ramakanth V Akula	Whole-Time Director	-

Note:

* Sitting fees only have been paid to all Non executive and Independent directors

**Appointed as a Director w.e.f August 09, 2024.

2. The percentage increase in remuneration of each Director, Chief Financial Officer and Company Secretary in the financial year 2024-25:

Name of Director/CEO, CFO & CS	Designation	% Increase in remuneration
Mr. Varun Aditya Thapar	Chairman, Non Executive and Non Independent Director	-
Mr. Rahul Kapur	Independent Director	-
Ms. Shashikala Venkatraman	Independent Director	-
Ms. Nitasha Thapar	Non Executive and Non Independent Director	-
Mr. Rahul Chandrasingh Mehta	Independent Director	NA
*Mr. Ramakanth V Akula	Chief Executive Officer & Whole-Time Director	NA
Mr. R. Sureshkumar	Chief Financial Officer	-
Mr. Bala Arumugam	Company Secretary	NA

*Appointed as a Director w.e.f August 09, 2024.

NA - Resigned or Appointed during the year / previous year, hence not comparable.

3. The percentage increase in the median remuneration of employees in the financial year: (0.33%)

4. The number of permanent employees on the rolls of Company as on March 31, 2025: 226

5. Average percentile increase already made in the salaries of employees other than the managerial personnel in the last financial year and comparison with the percentile increase in the managerial remuneration and justification thereof. Whether there are any exceptional circumstances for increase in the managerial remuneration.

Parameters	
Average % increase in the salaries of employees other than managerial personnel viz., Managing Director and Whole-time Director & CEO in the financial year, 2024-25	3.00%
Average % increase in the managerial remuneration in the financial year, 2024-25 viz., Managing Director's remuneration*	-
Remarks	-



Annexure - 1A to the Directors Report

6. Affirmation:

The Company affirms that the remuneration paid to the employees during the financial year 2024-25 is as per the Remuneration Policy of the Company.

For and on behalf of the Board of Directors

Sd/-
Rahul C Mehta
Director
DIN: 00397420

Sd/-
Ramakanth V Akula
Director
DIN: 07107616

Place: New Delhi
Date: 30.05.2025

Annexure - 2 to the Directors Report

CONSERVATION OF ENERGY, TECHNOLOGY ABSORPTION AND FOREIGN EXCHANGE EARNINGS / OUTGO

Particulars required by Section 134(3)(m) of the Companies Act, 2013 ("the Act") read with rule 8(3) of the Companies (Accounts) Rules, 2014 are as given below:

A. Conservation of Energy

- The Company ensures that the manufacturing operations are conducted in the manner whereby optimum utilization and maximum possible savings of energy is achieved.
- The Company has taken actions leading to energy conservation on fuel & power and has also taken efforts on reduction of average cost of fuel & power per ton of production. However, no specific investment has been made in reduction in energy consumption.
- Further, to enhance conservation & reduction towards carbon emission, company is working on sourcing of renewable energy from reliable sources. The Company is in advance talks with vendors to put in place a Solar Unit. As the impact of measures taken for conservation and optimum utilization are not quantitative, its impact on cost cannot be quantified.
- The Company is in the process of revamping the old electrical system to ensure seamless power supply, increase energy efficiency and ensure greater safety.

B. Technology Absorption

- The Company continuously interacts with international experts on Shrimp feed nutrition, water quality management and development of specialized feed ingredients. The Company also works closely with reputed institutes who are involved in Aqua Feed Nutrition Research. All the Research & Development (R&D) activities are carried out in-house in collaboration with such experts/ institutes.
- The Company has done extensive research on replacements for ingredients that are being fishmeal and fish oil. The Company has put in efforts to find alternate ingredients to replace them in association with internationally reputed research firms and the results have been so far encouraging.
- The Company constantly works on its feed formulation improves it so that the feeds travel beyond meeting nutritional requirements. The benefits arising out of the R&D areas are as below:
 - Improving Feed Conversion Ratio (FCR)
 - Reducing visceral waste & improving yield
 - Reducing environmental output (pond conditions)
 - Optimizing digestible nutrient levels (maintaining performance)
 - Reducing impact of infections on productivity
 - Reducing the probability of Bacterial/ Viral infections and Parasitic infestations
- The company has also forayed into natural based animal health care products to improve shrimp farming efficiency which in turn helps farmers in better yields.
- The expenditure incurred during the year under review towards Research & Development is as follows:
 - Revenue expenses – Rs. 91.30 Lakhs
 - Capital expenses – Rs. 24.14 Lakhs

C. Foreign Exchange Earnings and Outgo

			(Rs. Lakhs)
Particulars	2024-25	2023-24	
Earnings in Foreign Exchange	12,533.28	11,860.68	
Foreign Exchange Outgo	624.16	323.69	

For and on behalf of the Board of Directors

Sd/-
Rahul C Mehta
 Director
 DIN: 00397420

Sd/-
Ramakanth V Akula
 Director
 DIN: 07107616

Place: New Delhi
 Date: 30.05.2025



Annexure - 3 to the Directors Report

ANNUAL REPORT ON CORPORATE SOCIAL RESPONSIBILITY (CSR) ACTIVITIES

1. Brief outline on CSR Policy of the Company

The CSR Policy of the Company has been formulated and adopted in terms of Section 135 of the Companies Act, 2013 ("the Act") and the Rules made thereunder. The Corporate Social Responsibility (CSR) activities of the Company have already been textured into the Company's value system being part of the KCT Group.

The CSR activities of the Company are routed through the KCT Group Trust specifically formed for the purpose of carrying out the CSR activities as mandated under section 135 of the Act.

To positively impact the lives of the disadvantaged by supporting and engaging in corporate social responsibility activities.

2. Composition of the CSR committee:

S. No	Name of Director	Designation/ Nature of Directorship	Number of meetings of CSR committee held during the year	Number of meetings of CSR committee attended during the year
1	Mr. Varun Aditya Thapar	Chairman, Non Executive and Non Independent Director	1	1
2	Ms. Shashikala Venkatraman	Independent Director	1	1
3	Ms. Nitasha Thapar	Non Executive and Non Independent Director	-	-

3. Provide the web-link where Composition of CSR committee, CSR Policy and CSR projects approved by the board are disclosed on the website of the Company

https://www.waterbaseindia.com/investor_relations.php

4. Provide the details of Impact assessment of CSR projects carried out in pursuance of sub-rule (3) of rule 8 of the Companies (Corporate Social Responsibility Policy) Rules, 2014, if applicable : Not Applicable (NA)

5. (Rs. in Lakhs)

(a) Average net profit of the company as per section 135(5)	Rs. (656.60)
(b) Two percent of average net profit of the company as per section 135(5)	Rs. (13.13)
(c) Surplus arising out of the CSR projects or programmes or activities of the previous financial years	NIL
(d) Amount required to be set off for the financial year, if any	NIL
(e) Total CSR obligation for the financial year (b + c - d)	Rs. (13.13)

6. (Rs. in Lakhs)

(a) Amount spent on CSR Projects:	NA
(i) On going Project	-
(ii) Other than ongoing Project	-
(b) Amount spent in Administrative Overheads.	NA
(c) Amount spent on Impact Assessment, if applicable.	-
(d) Total amount spent for the Financial Year [(a)+(b)+(c)].	-

(e) CSR amount spent or unspent for the Financial Year:

Total Amount Spent for the Financial Year (in Rs. Lakhs)	Amount Unspent (in Rs. Lakhs)				
NA	Total Amount transferred to Unspent CSR Account as per section 135(6).		Amount transferred to any fund specified under Schedule VII as per second proviso to section 135(5).		
	Amount.	Date of transfer.	Name of the Fund	Amount.	Date of transfer.
	NA	NA	NA	NA	NA

Annexure - 3 to the Directors Report

(f) Excess amount for set off, if any:

S. No	Particulars	Amount (in Lakhs)
i	Two percent of average net profit of the company as per section 135(5)	Rs. (13.13)
ii	Total amount spent for the Financial Year	-
iii	Excess amount spent for the financial year [(ii)-(i)]	-
iv	Surplus arising out of the CSR projects or programmes or activities of the previous financial years, if any	NA
v	Amount available for set off in succeeding financial years [(iii)-(iv)]	

7. **Details of Unspent CSR amount for the preceding three financial years:** Nil
8. **Whether any capital assets have been created or acquired through Corporate Social Responsibility amount spent in the Financial Year:** NA
9. **Specify the reason(s), if the Company has failed to spend two per cent of the average net profit as per Section 135(5):** NA

The CSR Committee and Board hereby confirms that the implementation and monitoring of CSR policy is in line with CSR objectives and policy of the Company.

For and on behalf of the CSR Committee and the Board of Directors

Date: May 30, 2025
Place: New Delhi

Sd/-
Varun Aditya Thapar
Chairman – CSR Committee
DIN : 02322660

Sd/-
Shashikala Venkatraman
Director
DIN: 02125617



Annexure - 4 to the Directors Report

FORM NO. AOC-1

(Pursuant to first proviso to sub-section (3) of section 129 read with rule 5 of the Companies (Accounts) Rules, 2014)

Statement containing salient features of the financial statement of subsidiaries or associate companies or Joint ventures

Part "A": Subsidiaries

Name of the subsidiary	Waterbase Frozen Foods Private Limited (CIN : U05000TN2015PTC151924) Previously known as Saatatya Vistaar Oorja Bengaluru Private Limited
Date since when subsidiary was acquired	March 25, 2020
Reporting period for the subsidiary concerned, if different from the holding company's reporting period	Reporting period is from April 1 to March 31 i.e. March 31, 2025
Reporting currency and Exchange rate as on the last date of the relevant financial year in the case of foreign subsidiaries	N.A
Share capital	13.50
Reserves & surplus	(11.83)
Total assets	3.84
Total Liabilities	2.17
Investments	-
Turnover	-
Profit/ (Loss) before taxation	(0.82)
Provision for taxation	-
Profit/ (Loss) after taxation	(0.82)
Proposed Dividend	-
Extent of shareholding (in percentage)	100%

1. Subsidiary Companies which are yet to commence operations: Waterbase Frozen Foods Private Limited
2. Subsidiary Companies which have been liquidated or sold during the year: **NIL**

Part "B": Associates and Joint Ventures : NIL

For and on behalf of the Board of Directors

Sd/-

Rahul C Mehta

Director

DIN: 00397420

Sd/-

Ramakanth V Akula

Director

DIN: 07107616

Date: May 30, 2025

Place: New Delhi

Annexure - 5 to the Directors Report

REPORT ON CORPORATE GOVERNANCE

Pursuant to Regulation 34 read with Schedule V of the Securities and Exchange Board of India (Listing Obligations and Disclosure Requirements) Regulations, 2015, ["Listing Regulations"] as amended.

1. COMPANY'S PHILOSOPHY ON CORPORATE GOVERNANCE

Effective corporate governance practices constitute the strong foundation on which successful commercial enterprises are built to last. The Company's philosophy on corporate governance oversees business strategies and ensures fiscal accountability, ethical corporate behavior and fairness to all stakeholders comprising regulators, employees, customers, vendors, investors and the society at large. Strong leadership and effective corporate governance practices have been the Company's hallmark inherited from the Thapar Group culture and ethos.

The governance philosophy of the Company is not limited to confirming of compliance of laws but is a blend of both legal and management practices to embed the same in the decision-making process. Over the last three decades of its existence, the Company has been practicing best principles from the stage of conceptualization of products till providing of services to consumers after sales.

The Company always endeavor to align the practices in line with the changing business environment and confirms that the interest of all stakeholders is safeguarded and could successfully take the various stakeholders in its journey and reach newer heights. Governance philosophy of the Company is to imbibe, evolve and adapt to all situations and keep its trajectory intact to serve the public at large.

The Company believes that Good Corporate Governance has the following principles at its core:

- Emphasis on meeting long term goals and objectives rather than solely relying on short-term performance
- Strong and diversified Board which plays active role in monitoring corporate performance, driving strategic initiatives and setting the appropriate "Tone at the Top"
- Robust and comprehensive flow of information between the Company's executive management and the Board/its Committees to enable informed decision making.
- Strong mechanism of Director Evaluation and feedback
- Transparency in disclosure of material events and their impact
- Robust Risk Management practices and Internal Controls framework overseen by the Board / Audit Committee

2. BOARD OF DIRECTORS

2.1 Composition and Changes during the Year

As on March 31, 2025, the composition of the Board is in compliance with the requirements of Regulation 17(1) of the Listing Regulations. All the Independent Directors satisfy the criteria of independence specified under the Companies Act, 2013 ("Act"), Regulation 16 (1) (b) of the Listing Regulations and meet the criteria for appointment as formulated by the Nomination and Remuneration Committee ("NRC") and approved by the Board.

NRC has formulated a policy on criteria for Board Nominations. It ensures diversity of qualification, experience, expertise and gender in the composition of the Board. The board members are appointed through a transparent process. The Independent Directors are issued appointment letters and the format of the appointment letter with terms and conditions of their appointment have been disclosed on the website of the Company <http://waterbaseindia.com/>. Each Independent Director is familiarized with the Company, business, industry, roles and responsibilities, the details of which are available on the website of the Company <http://waterbaseindia.com>.

Independent Directors are non-executive directors as defined under Regulation 16(1)(b) of the Listing Regulations and Section 149(6) of the Act along with rules framed thereunder. In terms of Regulation 25(8) of Listing Regulations, they have confirmed that they are not aware of any circumstance or situation which exists or may be reasonably anticipated that could impair or impact their ability to discharge their duties. Based on the declarations received from the Independent Directors, the Board of Directors has confirmed that they meet the criteria of independence as mentioned under Section 149(6) of the Act and Regulation 16(1)(b) of the Listing Regulations and that they are independent of the management.

Further, the Independent Directors have included their names in the data bank of Independent Directors maintained with the Indian Institute of Corporate Affairs in terms of Section 150 of the Act read with Rule 6 of the Companies

Annexure - 5 to the Directors Report

(Appointment and Qualification of Directors) Rules, 2014 Independent Directors are appointed for a specific term based on the recommendations of the NRC by the Board and the members at their respective meetings. Non-Independent Directors are appointed as per the provisions of the Act and Listing Regulations.

The strength of the Board as on March 31, 2025 was six directors, consisting of One Non-Executive Non- Independent Director and Chairman, One Non-Executive Non-Independent Women Director, One Whole-Time Director and Three Independent Directors including one woman director. The composition of the Board is in conformity with the Act and Listing Regulations.

The Composition of the Board, the number of directorship, membership and chairmanship held by each Director on the Board/Committees of the Board of other Companies as on March 31, 2025 were as under:

S. No	Name of the Directors	DIN	Category	Position	No. of Directorships & Committee membership in Public Companies (excluding Waterbase)				Directorship in other Listed Entity	Category of Directorship
					Board****		Committee*****			
					Member	Chairman	Member	Chairman		
1.	Mr. Varun Aditya Thapar	02322660	NE, Promoter	Chairman	3	Nil	Nil	Nil	Nil	Not Applicable
2.	Mr.Rahul Chandrasingh Mehta	00397420	NE, I	Member	Nil	Nil	Nil	Nil	Nil	Not Applicable
3.	Ms. Nitasha Thapar	00061445	NE, Promoter	Member	1	Nil	Nil	Nil	Nil	Not Applicable
4.	**Mr. Rahul Kapur	00020624	NE, I	Member	1	Nil	Nil	Nil	Nil	Not Applicable
5.	***Ms. Shashikala Venkatraman	02125617	NE, I	Member	Nil	Nil	Nil	Nil	Nil	Not Applicable
6.	*Mr. Ramakanth V Akula	07107616	WTD	Member	Nil	Nil	Nil	Nil	Nil	Not Applicable

Note:

*Mr. Ramakanth V Akula was appointed as Whole-Time Director of the Company with effect from August 09, 2024.

**Mr. Rahul Kapur was Re-appointed as an independent director of the company for a second term to hold the office with the effect from 15th May 2024 to 14th May 2029 during the Postal Ballot Conducted on 12th August 2024.

***Ms. Shashikala Venkatraman was Re-appointed as an independent director of the company for a second term to hold the office with the effect from 14th November 2024 to 13th November 2029 during the Postal Ballot Conducted on 12th August 2024.

**** Excludes directorship in foreign companies, Private companies and Section 8 companies.

*****Represents memberships of Audit and Stakeholders Relationship Committees in Public Limited Companies & Private Limited Companies which are subsidiaries of Public Limited Companies.

None of the directors on the board is a member of more than 10 committees or chairman of more than 5 committees across all the Companies in which he / she is a director as required under Regulation 26 (1) of Listing Regulations.

None of the Independent Directors on the board is an Independent Director in more than seven Listed Companies as required under Regulation 17A (1) of Listing Regulations.

Mr. Varun Aditya Thapar, Non-Executive Director of the Company is the son of Mr. Vikramaditya Mohan Thapar, who is the Chairman Emeritus of the Company. Ms. Nitasha Thapar, Non-Executive Director of the Company is the Daughter of Mr. Vikramaditya Mohan Thapar, who is the Chairman Emeritus of the Company and Sister of Mr. Varun Aditya Thapar, Non-Executive Director and Chairman of the Company. None of the other Directors have inter-se relationship.

Non-Executive ("NE"), Executive ("E"), Non-Independent ("NI"), Independent ("I") and Whole-Time Director ("WTD")

2.2 Board Process

The board meets at least once in each quarter to review, the matters specifically reserved for its attention to ensure that it exercises full control over significant strategic, financial, operational and compliance matters. The board is regularly briefed and updated on the key activities of the business and is provided with presentations on operations, quarterly financial statements, subsidiary performance, and other specific matters concerning the Company.

Annexure - 5 to the Directors Report

The maximum time gap between two meetings does not exceed 120 days. The schedule of the board and committee meetings are communicated in advance. Adequate notice is given to all directors to schedule the Board Meetings, agenda and detailed notes on the agenda were sent at least seven days in advance and a system exists for seeking and obtaining further information and clarifications on the agenda items before the meeting and for meaningful participation at the meeting.

The board periodically reviews compliance reports of all laws applicable to the Company, as prepared by the Company as well as steps taken by the Company to rectify instances of non-compliances. The Board is also free to recommend inclusion of any matter for discussion in consultation with Chairman.

All the discussions and decisions taking place in every meeting of the board are entered in the Minute Book. The draft minutes are circulated within the specified time to the board and suggestions or comments for changes, if any, are suitably incorporated in the minutes and the minutes are signed by the Chairman of the same meeting or by the Chairman of the succeeding meeting within the prescribed time period.

The important decisions taken at the board meeting are communicated to the concerned department of the Company and an action taken report is placed at each board meeting.

The process specified for the board meeting above are followed for the meetings of all the committees constituted by the board, to the extent possible. The minutes of the meetings of the committees of the board are placed before the board for noting. The minutes of the board meetings of the unlisted subsidiary are also placed before the board.

Pursuant to the provisions of the Act and Listing Regulations, evaluation of the performance of the board, committees of the board and individual directors was carried out by the Board for the year 2024-25. The questionnaires were prepared in a structured manner taking into consideration the guidance notes on board evaluation issued by the SEBI. The performance of each of the Individual Directors was evaluated on parameters such as attendance, level of participation in the meetings and contribution, independence of judgement, safeguarding the interest of the Company and other stakeholders, etc.

The performance evaluation of all the independent directors was done by the entire Board excluding the concerned independent director based on the criteria of performance evaluation laid down by the NRC. The performance evaluation of the Chairman and the Non-Independent Directors were carried out by the independent directors.

2.3 Board meeting and attendance of directors

a) Attendance of each Director at the meeting of the Board and General Meeting.

Four Board meetings were held during the year ended March 31, 2025 ("Year") i.e. May 29, 2024, August 09, 2024, November 06, 2024, February 10, 2025 and the maximum gap between any two Board meetings did not exceed one hundred twenty days during the Year.

During the year, there were circular resolution passed on December 16, 2024.

The attendance of Directors at Board Meeting ("BM") and last AGM were as under:

S. No	Name of the Directors	Position	Attendance #	
			BM's	AGM held on August 25, 2024
1.	Mr. Varun Aditya Thapar	Chairman, Non Executive and Non Independent Director	4	Yes
2.	Ms. Nitasha Thapar	Non Executive and Non Independent Director	2	Yes
3.	Mr. Rahul Kapur	Independent Director	2	-
4.	Ms. Shashikala Venkatraman	Independent Director	3	Yes
5.	Mr. Rahul Chandrasingh Mehta	Independent Director	4	-
6.	Mr. Ramakanth v Akula	Chief Executive Officer & Whole-Time Director	3	Yes

includes attendance through video conference

Annexure - 5 to the Directors Report

2.4 Details of shares held by Non-Executive Directors as on March 31, 2025:

The shareholding position of Directors is as follows:

S. No.	Name	No. of Shares
1.	Mr. Varun Aditya Thapar	1,69,800
2.	Ms. Nitasha Thapar	51,875

2.5 Meeting of Independent Directors

As per the requirement under Regulation 25 (3) of the Listing Regulations and Schedule IV of the Act, the independent directors of the listed entity shall hold at least one meeting in a year, without the presence of non-independent directors and members of the management and all the independent directors shall strive to be present at such meeting.

A meeting was held by Independent Directors on March 31, 2025 for the financial year 2024-25.

2.6 List of core skills, competencies and expertise of Board of Directors

The Company is majorly engaged in the business of manufacturing of shrimp feed. To manage the operations and to formulate long term strategies for its growth, different skill sets are required. The Board of the Company consists of individuals who have experience and expertise in the following areas:

S. No.	Name of Director	Skills / Expertise /Competence			
		Management	Finance	Aquaculture	Marketing / Brand Mgmt.
1	Mr. Varun Aditya Thapar	Yes	Yes	Yes	Yes
2	Ms. Nitasha Thapar	Yes	Yes	Yes	Yes
3	Mr. Rahul Kapur	Yes	Yes	Yes	Yes
4	Ms. Shashikala Venkatraman	Yes	Yes	-	Yes
5	Mr. Rahul Chandrasingh Mehta	Yes	Yes	-	Yes
6	Mr. Ramakanth V Akula	Yes	Yes	Yes	Yes

Note:

Mr. Ramakanth V Akula was appointed as Whole-Time of the Company with effect from August 9, 2024. He had expertise in the areas of Management, Finance, Aquaculture and Marketing.

3. Committees of the Board

The Board has constituted different committees as required under the Act and Listing Regulations. Details of the Committees and their terms of reference are given below.

During the year, all the recommendations made by the Committees were accepted by the Board of Directors.

The Company Secretary acts as the Secretary to the committees.

3.1 Audit Committee

The Audit Committee has been constituted as required under Section 177 of the Act and Regulation 18 of the Listing Regulations.

3.1.1 Brief Description of the Terms of Reference

- Oversight of the Company's financial reporting process and disclosure of financial information;
- Reviewing, with the management, the annual financial statements and auditors' report thereon before submission to the Board for approval.
- Evaluation of internal financial controls and risk management systems.
- Recommendation for appointment, remuneration and terms of appointment of auditors of the Company.
- Monitoring the usage of funds from issue proceeds, to grant approvals for related party transactions which are in the ordinary course of business and on arms length basis.

3.1.2 Composition of the Committee and attendance

The Audit Committee comprises of four directors. The committee met four times during the year on March 31, 2025 ("Year") i.e. May 29, 2024, August 09, 2024, November 06, 2024, February 10, 2025.

Annexure - 5 to the Directors Report

The details of the composition of the Committee and attendance of the members were as follows:

Name	Category	Position	No. of Meetings Attended
Mr. Rahul Kapur	Non-Executive Independent	Chairman	3
Ms. Shashikala Venkatraman	Non-Executive Independent	Member	3
Mr. Varun Aditya Thapar	Non-Executive Non - Independent	Member	4
Mr. Rahul Chandrasingh Mehta	Non-Executive Independent	Member	4

The Chief Executive Officer, Internal Auditor, Chief Financial Officer, Senior Management team members and the Statutory Auditors are invited to attend all the meetings of the Committee.

3.2 Nomination & Remuneration Committee

The Nomination & Remuneration Committee has been constituted as required under Section 178 of the Act and Regulation 19 of the Listing Regulations.

3.2.1 Brief description of Terms of Reference

- Formulation of the criteria for determining qualifications, positive attributes and independence of a director and recommend to the board of directors a policy relating to, the remuneration of the directors, key managerial personnel and other employees;
- Formulation of criteria for evaluation of performance of independent directors and the board of directors;
- Devising a policy on diversity of board of directors;
- Identifying persons who are qualified to become directors and who may be appointed in senior management in accordance with the criteria laid down, and recommend to the board of directors their appointment and removal.
- Whether to extend or continue the term of appointment of the independent director, on the basis of the report of performance evaluation of independent directors.
- Recommend to the board, all remuneration, in whatever form, payable to senior management.

3.2.2 Composition of the Committee and attendance

The Nomination & Remuneration Committee met 2 times during the year on May 29, 2024 and August 09, 2024. The details of the composition of the Committee and attendance of the members are as follows.

Name of the Directors	Position	Category	No. of Meetings attended
Ms. Shashikala Venkatraman	Non-Executive Independent	Chairman	2
Mr. Varun Aditya Thapar	Non-Executive Non-Independent	Member	2
Mr. Rahul Kapur	Non-Executive Independent	Member	2
Mr. Rahul Chandrasingh Mehta	Non-Executive Independent	Member	1

During the year, circular resolution was passed on December 16, 2024.

3.3 Stakeholders Relationship Committee

The Stakeholders Relationship Committee has been constituted as required under Section 178 of the Act and Regulation 20 of the Listing Regulations.

3.3.1 Brief description of the Terms of Reference

Formulation of shareholders servicing policies and determining the standards for resolution of shareholders grievance;

- Review and redressal of investor grievances related to transfer / transmission of shares, non-receipt of annual report, non-receipt of declared dividends, issue of new duplicate share certificates, general meetings etc.,
- Approval / overseeing of issuance of duplicate certificates, demat / remat requests, administering the unclaimed shares suspense account;
- Adherence to the service standards in respect of various services being rendered by the Registrar & Share Transfer Agent.
- Review of measures taken for effective exercise of voting rights by shareholders;
- Performing other functions as delegated to it by the Board from time to time;

Annexure - 5 to the Directors Report

3.3.2 Composition of the Committee and attendance

The Stakeholders Relationship Committee met one time during the year ended March 31, 2025 ("Year") i.e. May 29, 2024. The details of the composition of the Committee and attendance of the members are as follows.

Name of the Directors	Position	Category	No. of Meetings attended
Mr. Varun Aditya Thapar	Non-Executive Non-Independent	Chairman	1
Ms. Shashikala Venkatraman	Non-Executive Independent	Member	1
Ms. Nitasha Thapar	Non-Executive Non-Independent	Member	-

3.3.3 Number of complaints received and redressed during the year are given below:

Opening Balance	Received during the financial year 2024-25	Redressed during the Financial Year 2024- 25	Closing Balance
0	2	2	0

3.4 Corporate Social Responsibility (CSR) Committee

The Corporate Social Responsibility Committee has been constituted as required under Section 135 of the Act.

3.4.1 Brief Description of the Terms of reference

- To formulate and recommend to the Board, a CSR Policy which shall indicate the activities to be undertaken as specified under schedule VII of the Act.
- To recommend the amount of expenditure to be incurred on the CSR activities.
- To monitor the CSR Policy of the Company from time to time
- To prepare a transparent monitoring mechanism for ensuring implementation of the projects / programmes/ activities proposed to be undertaken by the Company and to do all such acts, deeds and things as may be required in connection with the CSR activities.

3.5.2 Composition of the Committee and attendance

The Corporate Social Responsibility Committee met once during the year on February 10, 2025.

The details of the composition of the Committee and attendance of the members were as follows:

Name	Category	Position	No. of Meetings attended
Mr. Varun Aditya Thapar	Non-Executive Non-Independent	Chairman	1
Ms. Shashikala Venkatraman	Non-Executive Independent	Member	1
Ms. Nitasha Thapar	Non-Executive Non-Independent	Member	-

4. Remuneration of Directors

a) Details of pecuniary relationship or transaction of Non-Executive Directors with the Company

All the Non-Executive Directors were paid sitting fees for attending the meetings of the Board and Subcommittees of the Board. Further, the Non-Executive Directors are eligible to a commission up to 1% of the net profits arrived at as per Section 198 of the Companies Act, 2013 as approved by the shareholders in the Annual General Meeting held in 2014.

There were no other pecuniary relationship or transaction between any other Non-Executive Director and the Company during the year under review.

b) Criteria of making payments to Non-Executive Directors

The Company has adopted Nomination and Remuneration Policy, which describes the criteria of making payments to Non-Executive Directors. The Policy is available on the website of the Company <http://waterbaseindia.com/>, in the page 'Investor Relations'.

The Non-Executive Directors are paid sitting fees for attending meetings of Board and Sub-Committees, which is duly approved by the Board of Directors of the Company and the present fee payable to the Directors for attending the meetings is within the limits specified in Rule 4 of the Companies (Appointment and Remuneration of Managerial Personnel) Rules, 2014.

Annexure - 5 to the Directors Report

Commission is paid to Non-Executive Directors at the maximum of 1% of the profit computed as per Sec 198 of the Companies Act, 2013.

c) Details of Remuneration paid to the Directors:

For details of remuneration paid to Directors please refer MGT – 9 which has been placed on the website of the company <http://www.waterbaseindia.com/> under "Investor Relations"

5. General Body Meeting

5.1 The date, time and venue of last three Annual General Meetings (AGMs) held were as follows.

Financial Year	Day	Date	Time	Address
2023-24	Wednesday	25.09.2024	12 Noon	Through Video Conferencing (VC) or Other Audio Visual Means (OAVM)
2022-23	Friday	29.09.2023	12 Noon	Through Video Conferencing (VC) or Other Audio Visual Means (OAVM)
2021-22	Thursday	18.08.2022	12 Noon	Through Video Conferencing (VC) or Other Audio Visual Means (OAVM)

The Company has not held any Extra ordinary General Meeting for the last three years.

5.2 Details of Special Resolutions passed during the last three AGMs are given below:

Date of Annual General Meeting	Details of Special Resolutions passed if any;
25.09.2024	Item No 5: Appointment of Mr. Ramakanth V Akula, (DIN: 07107616) as a Whole Time Director and Chief Executive Officer w.e.f. August 09, 2024.
29.09.2023	NIL
18.08.2022	Item No 4: Continuation of Mr. Vikramaditya Mohan Thapar (DIN: 00030967) as the Non-Executive Director of the company in terms of Regulation 17 (1A) of the Securities and Exchange Board of India (Listing Obligations and Disclosure Requirements) Regulations, 2015, after attaining 75 years of age.

5.3 Details of resolutions passed through postal ballot during the financial year 2024-25 and details of the voting pattern:

1. Appointment of Mr. Rahul Kapur as an Independent Director

The Company sought the approval of shareholders through postal ballot notice dated July 09, 2024 for the appointment of Mr. Rahul Kapur as an Independent Director of the Company by way of special resolution. The aforesaid resolution was duly passed and the results of e-voting was announced on 12th August 2024. Mr. M Francis (C.P. No 14967) Practicing Company Secretary (Membership No: F10705) of M/s. M Francis & Associates, Company Secretaries was appointed as the Scrutinizer to scrutinize the remote e-voting process in a fair and transparent manner.

Resolution	No. of Votes Cast in Favour	No. of Votes Cast Against	% of Votes Cast in Favour on Votes Polled	% of Votes Cast Against on Votes Polled
Appointment of Mr. Rahul Kapur as Independent Director of the Company w.e.f. 15th May 2024	2,56,13,720	4,583	99.98	0.02

2. Appointment of Ms. Shashikala Venkatraman as an Independent Director

The Company sought the approval of shareholders through postal ballot notice dated July 09, 2024 for the appointment of Ms. Shashikala Venkatraman as an Independent Director of the Company by way of special resolution. The aforesaid resolution was duly passed and the results of e-voting was announced on 12th August 2024. Mr. M Francis (C.P. No 14967) Practicing Company Secretary (Membership No: F10705) of M/s. M Francis & Associates, Company Secretaries was appointed as the Scrutinizer to scrutinize the remote e-voting process in a fair and transparent manner.



Annexure - 5 to the Directors Report

Resolution	No. of Votes Cast in Favour	No. of Votes Cast Against	% of Votes Cast in Favour on Votes Polled	% of Votes Cast Against on Votes Polled
Appointment of Ms. Shashikala Venkatraman as an Independent Director of the Company w.e.f. 14th November 2024.	2,56,13,689	4,614	99.98	0.02

Procedure for Postal Ballot

The postal ballot is conducted in accordance with the provisions specified in Section 110 and other applicable provisions, if any, of the Act read with Rule 22 of the Companies (Management and Administration) Rules, 2014. The shareholders are provided the facility to vote through e-voting. As per the MCA Circulars, the Postal Ballot Notice was sent only through electronic mode to those Members whose email addresses are registered with the Company or depository / depository participant. Shareholders holding equity shares as on the cut-off date cast their votes through e-voting during the voting period fixed for this purpose. After completion of scrutiny of votes, the scrutinizer submits his report to the Chairman and the results of voting by postal ballot are announced within two working days of conclusion of the voting period. The results are displayed on the website of the Company (<https://www.waterbaseindia.com/>), and communicated to the Stock Exchanges, Depositories and Registrar and Share Transfer Agents. The resolutions, passed by the requisite majority, are deemed to have been passed on the last date specified for e-voting.

6. MEANS OF COMMUNICATION

The Company regularly intimates information like quarterly/half yearly/annual financial results and media releases on significant developments from time to time. The financial results and other official news releases are also placed in the 'Investor Relations' section of the website of the Company at <http://waterbaseindia.com/> and have also been communicated to the stock exchange, i.e. BSE Limited, in which shares of the Company are listed.

The financial results are normally published in the newspapers – Financial Express (English) and Praja Shakti (Telugu).

The website of the Company, www.waterbaseindia.com contains comprehensive information about the Company, its business, Directors, Sub-Committees of the Board, terms and conditions of appointment of Independent Directors, products, factory details, service helplines, various policies adopted by the Board, details of unpaid dividend, contact details for investor grievance redressal, credit rating details, financial statement of subsidiary, shareholding pattern, notice of meeting of Board of Directors, quarterly unaudited financial results, audited financial results, annual report, shareholder information, schedule of analyst or institutional investor conference, presentations made to analysts or institutional investor, other developments etc.

7. GENERAL SHAREHOLDER INFORMATION

7.1	Annual General Meeting - Day, Date & Time and Venue	Thursday, September 25, 2025 at 12.30 Pm. The AGM will be held through Video Conference (VC)/ Other Audio Visual Means (OAVM)
7.2	Financial Year	April 1, 2024 to March 31, 2025
7.3	Date of Book closure	From Thursday, September 18, 2025 to Wednesday, September 24, 2025
7.4	Dividend Payment Date	NA
7.5	Listing on Stock Exchanges	BSE Limited, Phiroze Jeejeebhoy Towers Dalal Street, Mumbai – 400 001. Annual listing fees has been paid to the above Stock exchanges.
7.6	Stock Code	
	Name of the Stock Exchange & Depository	Code / ISIN
	BSE Limited (BSE)	523660
	National Securities Depository Limited	INE054C01015
	Central Depository Services (India) Limited	INE054C01015
	ISIN	INE054C01015

Annexure - 5 to the Directors Report

7.1 Investor Contacts

(a) Registrar and Transfer Agents (RTA)

Cameo Corporate Services Ltd.
Subramanyam Building, 1, Club House Road, Chennai 600 002
Phone: 044-28460390 / 391/ 392 / 393 / 394
E-Mail: investor@cameoindia.com, cameo@cameoindia.com

(b) Company

The Waterbase Limited,
Secretarial Department,
Corporate Office: Thapar House, 37,
Montieth Road, Egmore, Chennai – 600 008.
Tel : + 91 44 4566 1700.
E-Mail: investor@waterbaseindia.com;
Contact Person: Mr. R Sureshkumar, Compliance Officer & Company Secretary

7.2 Share transfer

SEBI vide Press Release No. 12/2019 dated March 27, 2019, effective from April 1, 2019, has discontinued transfer of shares in physical mode and hence, the Company is not required to process any transfer request on or after April 1, 2019. The Company holds Stakeholders' Relationship Committee Meetings for approving requests for transmission and rematerialization of equity shares and for issue of duplicate share certificate(s).

7.3 Distribution of shareholding (as at March 31, 2025):

Share or Debentures shares holding		Share / Debenture holders		Share Debenture amount	
Rs.	Rs.	Number	% of total	Rs.	% of total
10	5000	31804	88.9945	36373610	8.7802
5001	10000	2061	5.7671	16454530	3.9719
10001	20000	1027	2.8737	15394310	3.7160
20001	30000	342	0.9569	8732080	2.1078
30001	40000	137	0.3833	4969160	1.1995
40001	50000	108	0.3022	5102910	1.2317
50001	100000	170	0.4756	12661940	3.0564
100001	And Above	88	0.2462	314579250	75.9362
Total		35737	100.0000	414267790	100.0000

7.4 Dematerialization of shares and liquidity

The shares of the Company are in compulsory dematerialization segment and are available for trading in the depository systems of both National Securities Depository Limited (NSDL) and Central Depository Services (India) Limited (CDSL). Quarterly audit was conducted by M/s. M Francis & Associates, Company Secretaries reconciling the issued and listed capital of the Company with the aggregate number of shares held by the shareholders in physical and demat form.

The Company's shares are liquid and actively traded in BSE Ltd. The status of shares held in dematerialised and physical forms as on March 31, 2025 are given below:

Particulars	No. of shares	Percentage(%)
Shares held in Dematerialised form	4,09,04,575	98.74
Shares held in Physical form	5,22,204	1.26
Total	4,14,26,779	100

7.5 Outstanding GDR / ADR / Warrants or any Convertible instruments, conversion date and likely impact on equity: Nil

7.6 Commodity price risk or foreign exchange risk and hedging activities

The details of foreign currency risk and commodity price risk are disclosed in notes to the financial statements, which forms part of this Annual Report.



Annexure - 5 to the Directors Report

7.7 Plant & Corporate Office Locations

1. **Unit 1:** Ananthapuram Village, SPSR Nellore, Andhra Pradesh – 524344
2. **Unit II:** Bogole Village & Mandal, SPSR Nellore, Andhra Pradesh – 524142
3. **Hatchery:** Ramachandrapuram Village, Vidavalur, Varini, SPSR Nellore, Andhra Pradesh- 524344
4. **Corporate Office:** Thapar House, 37, Montieth Road, Chennai – 600 008. + 91 44 3012 7000. info@waterbaseindia.com

7.8 Address for Investor correspondence:

Mr. R Sureshkumar
Company Secretary & Compliance Officer
Thapar House, 37, Montieth Road, Egmore,
Chennai – 600 008
+91 44 4566 1700; investor@waterbaseindia.com

7.9 List of credit rating obtained by the Company with revision during the Financial year

The Company's credit facilities are rated by CARE Ratings. As per the last rating dated February, 2025, the Company has long-term rating of CARE BBB; stable and short-term rating of CARE A3+.

7.10 Unpaid Dividend Amount

As per the provisions of Section 124(5) and (6), the Company is required to transfer the unpaid dividend amount which is unclaimed for a period of seven years from the date of declaration of dividend to the Investor Education and Protection Fund (IEPF) set up by the Central Government.

Members who have not encashed their Dividend Warrants within the validity period, may write to the Cameo Corporate Services Ltd., the Registrars & Transfer Agents of the Company by giving details of their bank account and such other details as required by RTA for claiming the unpaid / unclaimed dividend.

Financial Year	Dividend per Share (Rs.)	Total Equity And Liabilities	Date of Declaration of Dividend	Due date of transfer to IEPF
2016-17	1.00	Final Dividend	30.12.2017	04.02.2025
2017-18	1.50	Final Dividend	27.09.2018	03.11.2025
2018-19	1.50	Final Dividend	20.09.2019	27.10.2026
2020-21	1.00	Final Dividend	23.09.2021	30.10.2028

7.11 Details of shares transferred to Investor Education and Protection Fund Authority and Unclaimed Suspense Account

As per the provisions of Section 124(6) of the Act and Investor Education and Protection Fund Authority Rules, 2016 (the 'Rules'), if dividend on any shares have not been encashed or claimed during seven consecutive years or more, such shares are to be transferred to IEPF, a fund constituted by the Government of India.

During the year, the Company has not transferred any unclaimed dividend to the IEPF established by the Central Government. The Company has also not transferred any Equity Shares in respect of which dividend has not been paid or claimed for seven consecutive years or more as enunciated under Section 124 (6) of the Act.

Further, the voting rights on the shares transferred to IEPFA shall remain frozen till the shareholder claim those shares from IEPFA, by filing Web Form IEPF - 5, as prescribed under the Rules. The details of shares liable to be transferred to IEPFA is available on the website of the Company at <http://www.waterbaseindia.com>, in the page 'Investor Relations'.

The procedures to be followed by the shareholder for filing of Web Form IEPF-5 for claiming both unpaid dividend and the shares from IEPFA is detailed on the website of the Investor Education and Protection Fund Authority (IEPFA) at <http://www.iepf.gov.in/IEPF/refund.html>

There were 100 shares lying in the Company unclaimed suspense account at the beginning & at the end of the year.

8. OTHER DISCLOSURES & AFFIRMATIONS

8.1 Related Party Transactions

All related party transactions that were entered during the financial year were on arm's length basis and were in the ordinary course of business. There were no materially significant related party transaction considered to have potential conflict with the interests of the Company at large. As required under Regulation 23 of the Listing Regulations, the

Annexure - 5 to the Directors Report

Company has formulated a policy on materiality of Related Party Transactions and also on dealing with Related Party Transactions. The policy is available on the web link [https:// www.waterbaseindia.com](https://www.waterbaseindia.com).

8.2 Details of non- compliance, penalties and strictures imposed.

There were no penalties, strictures imposed on the company by stock exchange(s) or SEBI or any statutory authority, on any matter related to capital markets, during the last three years.

8.3 Whistle Blower Policy and Vigil Mechanism

The Company has established a whistle blower mechanism to provide an avenue for reporting concerns about unethical behavior, actual or suspected fraud or violation of the Company's code of conduct or ethics policy for the directors / employees / customers by providing adequate safeguards against victimisation of directors / employees / customers, who avail this mechanism and also for appointment of an ombudsperson to deal with the complaints received.

The Whistle Blower policy contains the process to be followed for dealing with complaints and in exceptional cases, also provides for direct access to the Chairperson of the Audit Committee. The Company affirms that no person has been denied access to the Audit Committee. The policy is available on the Company's website at <http://www.waterbaseindia.com/>, in the page 'Investor Relations'.

8.4 Compliance with mandatory requirements

The Company has complied with all mandatory requirements as laid down under the Listing Regulations.

8.5 Compliance with Accounting Standards

The Company has followed the Guidelines of Accounting Standards as laid down by the Institute of Chartered Accountants of India (ICAI) in preparation of its financial statements and notes to accounts of this Annual Report.

8.6 Loans and advances in the nature of loans to firms / Companies in which directors are interested

During the year, the Company did not extend any loans or advances to any firms / companies in which Directors are interested in terms of Section 184 of the Act.

8.7 Disclosure from the Senior Management

Periodical disclosures from Senior Management relating to all material financial and commercial transactions, where they had or were deemed to have had personal interest, that might have had a potential conflict with the interest of the Company at large are placed before the Board.

The details of the Senior Management are as follows:

Name	Category
Mr. R Sureshkumar	Chief Financial Officer and Company Secretary
Mr. Ravi Palanisamy	Sr. Vice President - Operations
Mr. Ashok Kalyanam	Vice President – SCM
Mr. Chola Varma Alluri	Chief Operating Officer

8.8 During the year under review, the Company has not raised any funds from public issue, rights issue, preferential issue or through preferential allotment or qualified institutions placement as specified under Regulation 32 (7A) of the Listing Regulations.

8.9 A certificate has been received from M/s. M Francis & Associates, Practising Company Secretary, that none of the Director on the Board of the Company has been debarred or disqualified from being appointed or continuing as director of companies by the Securities and Exchange Board of India, Ministry of Corporate Affairs or any such statutory authority.

8.10 Total Fees for all services paid by the listed entity and its subsidiaries on a consolidated basis to the Statutory Auditor and all entities in the network firm/network.

S. No	Name of the Companies	Fees (Excluding out of pocket expenses) (Rs. in Lakhs)
1.	The Waterbase Limited	22.50
	Total Fees	22.50



Annexure - 5 to the Directors Report

9. Subsidiary Companies

The Audit Committee reviews the financial statements and in particular, the investments made by unlisted subsidiary companies. The minutes of the Board Meetings as well as statements of all significant transactions of the unlisted subsidiary companies are placed before the Board of the Company for their review. The Company has formulated a policy for determining material subsidiaries and the policy is available at the weblink <http://www.waterbaseindia.com/>, in the page 'Investor Relations'.

10. Prevention of Insider Trading

The Company has formulated a Code of practices and procedures for fair disclosure of unpublished price sensitive information in accordance with the provisions of SEBI (Prohibition of Insider Trading) Regulations, 2015 as amended from time to time and the same has been published on the Company's website <http://www.waterbaseindia.com/>, in the page 'Investor Relations'. A Code of Conduct to regulate, monitor and report trading by insiders in securities of the Company has also been formulated by the Company.

11. Compliance with the Code of Conduct

The Board has laid down a "Code of Conduct" (Code) for all the Board members and the Senior Management of the Company. Annual declaration regarding compliance with the Code is obtained from every person covered by the Code of Conduct. A declaration to this effect signed by the Chief Executive Officer forms part of this report. The Code is available on the Company's website at <http://www.waterbaseindia.com/>, in the page 'Investor Relations'.

12. Compliance with Corporate Governance Norms

The Company has complied with the Corporate Governance requirements as specified under Regulations 17 to 27 and Clauses (b) to (i) of sub-regulation (2) of Regulation 46 of the Listing Regulations. M/s. M Francis & Associates, Practising Company Secretary have certified that the Company has complied with the conditions of corporate governance as stipulated under the Listing Regulations. The said certificate is annexed to this report and will be forwarded to the Stock Exchanges and the Registrar of Companies, Tamil Nadu, Chennai, along with the Annual Report.

13. Redressal of Grievances under the Prevention of Sexual Harassment Policy.

The Company has in place, a policy on Prevention, Prohibition and Redressal of Sexual Harassment of women at workplace in accordance with the requirements of The Sexual Harassment of Women at Workplace (Prevention, Prohibition and Redressal) Act, 2013. The details of complaints received and resolved during the year are as follows:

S. No.	Complaints received	Compliant Status
1	No. of grievances received during the Financial Year	0
2	No. of grievances disposed of during the Financial Year	0
3	No. of complaints pending at end of Financial Year	0

14. Non - Mandatory requirements

As regards the non-mandatory requirements, the following have been adopted.

The Company has adopted the following non mandatory requirements of Part E of Schedule II to the listing Regulations.

- The Chairperson of the Company is in Non- Executive Category.
- With a view to further improve the Corporate Governance practices being followed by the Company, the role of Chairman and CEO is being held by different persons.
- The Company has moved towards the regime of financial statements with unmodified audit opinion. For the FY 2024-25 the Statutory Auditors have given an unmodified opinion.
- The Independent firm of the Internal Auditors of the Company are directly reporting to the Audit Committee of the Board.

Sd/-

Rahul C Mehta

Director

DIN: 00397420

Sd/-

Ramakanth V Akula

Director

DIN: 07107616

Date: May 30, 2025

Place: New Delhi

Annexure - 6 to the Directors Report

DECLARATION OF ADHERENCE TO CODE OF CONDUCT AND BUSINESS ETHICS

To
The Board of Directors,
The Waterbase Limited
Ananthapuram Village,
T.P.Gudur Mandal
Nellore 524 344, Andhra Pradesh

This is to confirm that the Board has laid down a Code of Conduct and Business Ethics for all Board members and Senior Management personnel of the Company. The Code of Conduct and Business Ethics has also been posted on the website of the Company. It is further confirmed that all Directors and Senior Management personnel of the Company have affirmed compliance with the Code of Conduct and Business Ethics of the Company for the year ended March 31, 2025, as envisaged as per the relevant provisions of the Securities and Exchange Board of India (Listing Obligations and Disclosure Requirements) Regulations, 2015.

Date: 30.05.2025
Place: New Delhi

Sd/
Ramakanth V Akula
Chief Executive Officer



Annexure - 7 to the Directors Report

CEO/CFO CERTIFICATION TO THE BOARD

***[Pursuant to Regulation 17(8) read with Regulation 33 (2) (A) of SEBI Regulations
(Listing Obligations and Disclosure Requirements), 2015]***

We, Ramakanth V Akula, Chief Executive Officer and R Sureshkumar, Chief Financial Officer of The Waterbase Limited, hereby certify that:

- A. We have reviewed the financial statements and the cash flow statement for the year ended March 31, 2025, and that to the best of our knowledge and belief:
 - 1. these statements do not contain any materially untrue statement or omit any material fact or contain statements that might be misleading.
 - 2. these statements together present a true and fair view of the Company's affairs and are in compliance with the existing accounting standards, applicable laws and regulations.
- B. There are, to the best of our knowledge and belief, no transactions entered by the Company during the period under review which are fraudulent, illegal and violative of the Company's code of conduct.
- C. We accept responsibility for establishing and maintaining internal controls for financial reporting and that we have evaluated the effectiveness of internal control systems of the company pertaining to financial reporting and we have disclosed to the auditors and the audit committee, deficiencies in the design or operation of such internal controls, if any, of which we are aware and the steps we have taken or propose to take to rectify these deficiencies.
- D. We have indicated to the Auditors and the Audit Committee:
 - (1) That there are no significant changes in internal control over financial reporting during the year;
 - (2) That there are no significant changes in accounting policies during the year; and
 - (3) That we are not aware of any instances of significant fraud with involvement therein of the management or an employee having a significant role in the company's internal control system over financial reporting

For The Waterbase Limited

Sd/-

Ramakanth V Akula

Chief Executive Officer

Sd/-

R. Sureshkumar

Chief Financial Officer

Place: New Delhi

Date: 30.05.2025

Annexure - 8 to the Directors Report

FORM NO. MR-3 SECRETARIAL AUDIT REPORT FOR THE FINANCIAL YEAR ENDED 31.03.2025

[Pursuant to section 204(1) of the Companies Act, 2013 and rule No.9 of the Companies (Appointment and Remuneration Personnel) Rules, 2014]

To,
The Members
THE WATERBASE LIMITED
ANANTHAPUR VILLAGE, NELLORE.,
NA, Andhra Pradesh - 524344

We have conducted the secretarial audit of the compliance of applicable statutory provisions and the adherence to good corporate practices by THE WATERBASE LIMITED (CIN: L05005AP1987PLC018436) (hereinafter called the "Company") for the financial year ended 31st March 2025.

The Secretarial Audit was conducted in a manner that provided us a reasonable basis for evaluating the corporate conducts/ statutory compliances and expressing our opinion thereon.

- A. Based on our verification of the Company's books, papers, minute books, forms and returns filed and other records maintained by the Company and also the information provided by the Company, its officers, agents and authorized representatives during the conduct of the secretarial audit, We hereby report that, in our opinion, the Company has, during the audit period covering the financial year ended on 31st March 2025, generally complied with the statutory provisions listed hereunder and also that the Company has proper Board-processes and compliance-mechanism in place to the extent, in the manner and subject to the reporting made hereinafter:
- B. We have examined the books, papers, minute books, forms and returns filed and other records maintained by the Company for the financial year ended 31st March 2025 according to the provisions of:
 - (i) The Companies Act, 2013 (the Act) and the rules made thereunder;
 - (ii) The Securities Contracts (Regulation) Act, 1956 ('SCRA') and the rules made thereunder;
 - (iii) The Depositories Act, 1996 and the Regulations and Bye-laws framed thereunder;
 - (iv) Foreign Exchange Management Act, 1999 and the rules and regulations made thereunder to the extent of Foreign Direct Investment;
 - (v) The following Regulations and Guidelines prescribed under the Securities and Exchange Board of India Act, 1992 ('SEBI Act') as amended from time to time:-
 - a. The Securities and Exchange Board of India (Substantial Acquisition of Shares and Takeovers) Regulations, 2011;
 - b. The Securities and Exchange Board of India (Prohibition of Insider Trading) Regulations, 2015;
 - c. The Securities and Exchange Board of India (Listing Obligations and Disclosure Requirements) Regulations, 2015.

The Company has not undertaken any of the activities as envisaged in the following regulations and Guidelines prescribed under the SEBI Act'

1. The Securities and Exchange Board of India (Registrars to an Issue and Share Transfer Agents) Regulations, 1993 regarding the Companies Act and dealing with client;
2. The Securities and Exchange Board of India (Share Based Employee Benefits and Sweat Equity) Regulations, 2021;
3. The Securities and Exchange Board of India (Delisting of Equity Shares) Regulations, 2009;
4. The Securities and Exchange Board of India (Buyback of Securities) Regulations, 2018;
5. The Securities and Exchange Board of India (Issue of Capital and Disclosure Requirements) Regulations, 2018;
6. The Securities and Exchange Board of India (Issue and Listing of Non-Convertible Securities) Regulations, 2021;
- (vi) The other laws applicable specifically to the company:
 1. Indian Fisheries Act, 1897



Annexure - 8 to the Directors Report

2. Marine Products Export Development Authority Act, 1972 and rules made thereunder.
3. Coastal Aquaculture Authority Act, 2005 and rules made thereunder
4. The Prevention and Control of Infectious and Contagious Diseases in Animals Act, 2009 and rules made thereunder.
5. Guidelines for Sustainable Development and Management of Brackish Water Aquaculture, 1995
6. Marine Products (Quality Marking) Scheme, 2010
7. The Factories Act, 1948
8. Water (Prevention & Control of Pollution) Act 1974 and rules thereunder
9. Air (Prevention & Control of Pollution) Act 1981 and rules thereunder
10. Environment Protection Act 1986 and rules made thereunder
11. The Andhra Pradesh State Aquaculture Development Authority Act, 2020.
12. Other Central and State Acts, rules, guidelines and regulations to the extent applicable to the Company.

We have also examined whether adequate systems and processes are in place to monitor and ensure compliance with general laws like labour laws, competition laws, environment laws etc.

In respect of financial laws like Tax laws, etc we have relied on the audit reports made available during our audit for us to have the satisfaction that the Company has complied with the provisions of such laws.

We have also examined compliance with the applicable clauses of the following:

- i. Secretarial Standards in respect of Meetings of Board of Directors (SS-1) and General Meetings SS-2, as amended, issued by The Institute of Company Secretaries of India.
- ii. The Listing Agreements entered into by the Company with BSE Limited as per SEBI (Listing Obligations and Disclosure Requirements) Regulations, 2015.

During the period under review the Company has generally complied with the provisions of the Act, Rules, Regulations, Guidelines, Standards, etc. mentioned above.

C. We further report that

- i. The Board of Directors of the Company is duly constituted with proper balance of Executive Directors, Non-Executive Directors, Executive Women Directors, and other Non-Executive Independent Directors. The changes in the composition of the Board of Directors that took place during the period under review were carried out in compliance with the provisions of the Companies Act 2013 and the Securities and Exchange Board of India (Listing Obligations and Disclosure Requirements) Regulations, 2015 as amended from time to time.
 - ii. Adequate notice is given to all directors to schedule the Board Meetings, agenda and detailed notes on agenda were sent in advance, and a system exists for seeking and obtaining further information and clarifications on the agenda items before the meeting and for meaningful participation at the meeting.
 - iii. All decisions at Board Meetings and Committee Meetings are carried out unanimously as recorded in the minutes of the meetings of the Board of Directors or Committees of the Board, as the case may be.
- D. We further report that there are adequate systems and processes in the company commensurate with the size and operations of the company to monitor and ensure compliance with applicable laws, rules, regulations and guidelines.
- E. We further report that during the audit period the company had the following major transactions
1. Mr. Anil Kumar Bhandari (DIN: 00031194) retired from the directorship of the company with effect from 14th May 2024
 2. Mr. Venkata Ramakanth Akula (Din: 07107616) has been appointed as Additional Directors (Whole – Time Director) on 09th August 2024 and has been re-appointed / Regularized as an Whole – Time Director on its Annual General Meeting dated 25th September 2024 with effect from 09th August 2024.
 3. Mr. Rahul Kapur (DIN: 00020624) Re-appointed as an independent director of the company for a second term to hold the office with the effect from 15th May 2024 to 14th May 2029 during the Postal Ballot Conducted on 12th August 2024.

Annexure - 8 to the Directors Report

4. Ms. Shashikala Venkatraman (DIN: 02125617) Re-appointed as an independent director of the company for a second term to hold the office with the effect from 14th November 2024 to 13th November 2029 during the Postal Ballot Conducted on 12th August 2024.
5. Mr. Bala Arumugam, Company secretary, resigned from the company with effect from 26th December 2024.
- F. We further report that during the audit period, there were no instances of:
 - (i) Public / Right / Preferential Issue of Shares / Debentures / Sweat Equity, etc.
 - (ii) Redemption / Buy – Back of Securities.
 - (iii) Foreign Technical Collaboration.
 - (iv) Merger / Amalgamation / Reconstruction, etc.

This report has to be read along with our statement furnished in Annexure A

For **M Francis & Associates**
Practising Company Secretaries

Place: Chennai
Date: 30/05/2025

M Francis
FCS No.: 10705
C P No.: 14967
UDIN: F010705G000436152
Peer Review Certificate Number: 3329/2023



Annexure - 8 to the Directors Report

Annexure 'A'

The Members

THE WATERBASE LIMITED

ANANTHAPUR VILLAGE, NELLORE.,
NA, Andhra Pradesh - 524344.

Dear Sir(s),

Sub.: Secretarial Audit Report for the Financial Year ended 31.03.2025

1. Maintenance of secretarial record is the responsibility of the management of the Company. Our responsibility is to express an opinion on these secretarial records based on our audit.
2. We have followed the audit practices and processes as were appropriate to obtain reasonable assurance about the correctness of the contents of the Secretarial records. The verification was done on test basis to ensure that correct facts are reflected in secretarial records. We believe that the processes and practices, we followed provide a reasonable basis for our opinion.
3. We have not verified the correctness and appropriateness of financial records and Books of Accounts of the Company.
4. Where ever required, we have obtained the Management representation about the compliance of laws, rules and regulations and happening of events etc.
5. The compliance of the provisions of Corporate and other applicable laws, rules, regulations, standards is the responsibility of the management of the Company. Our examination was limited to the verification of procedures on test basis.
6. The Secretarial Audit Report is neither an assurance as to the future viability of the Company nor of the efficacy or effectiveness with which the management has conducted the affairs of the Company.

For **M Francis & Associates**
Practising Company Secretaries

M Francis

FCS No.: 10705

C P No.: 14967

UDIN: F010705G000436152

Peer Review Certificate Number: 3329/2023

Place: Chennai
Date: 30/05/2025

Annexure - 9 to the Directors Report

CORPORATE GOVERNANCE CERTIFICATE

(Pursuant to Regulation 34(3) and Schedule V Para E of the SEBI (Listing Obligations and Disclosure Requirements) Regulations, 2015)

To
The Members
The Waterbase Limited
Ananthapuram Village,
T.P. Gudur, Mandal,
Nellore – 524 344, Andhra Pradesh

1. We M/s. M Francis & Associates, Practising Company Secretaries (Firm's Registration No.:S2015TN847100), as Secretarial Auditors of The Waterbase Limited (CIN: L05005AP1987PLC018436) ("the Company"), having its Registered Office at Ananthapuram Village, T.P. Gudur, Mandal, Nellore – 524 344, Andhra Pradesh have examined the compliance of conditions of Corporate Governance by the Company, for the year ended March 31, 2025 as stipulated in the SEBI (Listing Obligations and Disclosure Requirements) Regulations, 2015, as amended from time to time.
2. We have been requested by the Management of the Company to provide a certificate on compliance of conditions of Corporate Governance under the provisions of SEBI (Listing Obligations and Disclosure Requirements) Regulations, 2015, as amended from time to time.
3. The Management is responsible for the compliance of conditions of Corporate Governance. Our examination was limited to a review of procedures and implementation thereof, adopted by the Company for ensuring the compliance of the conditions of Corporate Governance as stipulated in the said clause. It is neither an audit nor an expression of opinion on the financial statements of the Company.
4. In our opinion and to the best of our information and according to the explanations given to us by the directors and the management, we certify that the Company has complied with the conditions of Corporate Governance as laid down in the SEBI (Listing Obligations and Disclosure Requirements) Regulations, 2015, as amended from time to time except as stated in secretarial audit report.
5. We further state that such compliance is neither an assurance as to the future viability of the Company nor the efficiency or effectiveness with which the management has conducted the affairs of the Company.

For **M Francis & Associates**
Company Secretaries

Place: Chennai
Date: 14.05.2025

M Francis
Proprietor
FCS No.: 10705, C P No.: 14967
UDIN: F010705G000343345
Peer Review Certificate Number: 3329/2023



Annexure - 10 to the Directors Report

CERTIFICATE OF NON-DISQUALIFICATION OF DIRECTORS

(Pursuant to Regulation 34(3) and Schedule V Para C Clause (10)(i) of the SEBI
{Listing Obligations and Disclosure Requirements Regulations, 2015})

To,
The Members
The Waterbase Limited
Ananthapur Village, Nellore.,
NA, Andhra Pradesh - 524344

We have examined the relevant registers, records, forms, returns and disclosures received from the Directors of **M/S. The Waterbase Limited** having (CIN L05005AP1987PLC018436) and Registered Office at ANANTHAPUR VILLAGE, NELLORE., NA, Andhra Pradesh - 524344 (hereinafter referred to as 'the Company'), produced before us by the Company for the purpose of issuing this Certificate, in accordance with Regulation 34(3) read with Schedule V Para-C Sub-clause 10(i) of the Securities Exchange Board of India (Listing Obligations and Disclosure Requirements) Regulations, 2015.

In our opinion and to the best of our information and according to the verifications (including Directors Identification Number (DIN) status at the portal www.mca.gov.in as considered necessary and explanations furnished to us by the Company and its Officers, We hereby certify that none of the Directors on the Board of the Company as stated below for the Financial Year ended on 31st March, 2025 have been debarred or disqualified from being appointed or continuing as Directors of Companies by the Securities and Exchange Board of India, Ministry of Corporate Affairs or any such other Statutory Authority.

S. NO.	Name of the Director	DIN	Date of appointment in Company
1.	Mr. VARUN ADITYA THAPAR	02322660	05.02.2014
2.	Mr. RAHUL KAPUR	00020624	29.10.2015
3.	Mr. SHASHIKALA VENKATRAMAN	02125617	14.11.2019
4.	Mr. NITASHA THAPAR	00061445	08.02.2023
5.	Mr. VENKATA RAMAKANTH AKULA	07107616	09.08.2024
6.	Mr. RAHUL CHANDRASINGH MEHTA	00397420	26.10.2023

Ensuring the eligibility for the appointment/ continuity of every Director on the Board is the responsibility of the Management of the Company. Our responsibility is to express an opinion on these based on our verification. This certificate is neither an assurance as to the future viability of the Company nor of the efficiency or effectiveness with which the Management has conducted the affairs of the Company.

For **M Francis & Associates**
Practising Company Secretaries

M Francis

FCS No.: 10705

C P No.: 14967

UDIN: **F010705G000342951**

Peer Review Certificate Number: 3329/2023

Place: Chennai
Date: 14/05/2025

Independent Auditor's Report

To The Members of

The Waterbase Limited

Report on the Audit of the Standalone Financial Statements

Opinion

We have audited the accompanying standalone financial statements of The Waterbase Limited (the "Company"), which comprise the Balance Sheet as at March 31, 2025, and the Statement of Profit and Loss (including Other Comprehensive Income), the Statement of Cash Flows and the Statement of Changes in Equity for the year ended on that date, and notes to the financial statements, including a summary of material accounting policies and other explanatory information.

In our opinion and to the best of our information and according to the explanations given to us, the aforesaid standalone financial statements give the information required by the Companies Act, 2013 (the "Act") in the manner so required and give a true and fair view in conformity with the Indian Accounting Standards prescribed under section 133 of the Act, ("Ind AS") and other accounting principles generally accepted in India, of the state of affairs of the Company as at March 31, 2025 and its loss, total comprehensive loss, its cash flows and the changes in equity for the year ended on that date.

Basis for Opinion

We conducted our audit of the standalone financial statements in accordance with the Standards on Auditing ("SA"s) specified under section 143(10) of the Act. Our responsibilities under those Standards are further described in the Auditor's Responsibility for the Audit of the Standalone Financial Statements section of our report. We are independent of the Company in accordance with the Code of Ethics issued by the Institute of Chartered Accountants of India ("ICAI") together with the ethical requirements that are relevant to our audit of the standalone financial statements under the provisions of the Act and the Rules made thereunder, and we have fulfilled our other ethical responsibilities in accordance with these requirements and the ICAI's Code of Ethics. We believe that the audit evidence obtained by us is sufficient and appropriate to provide a basis for our audit opinion on the standalone financial statements.

Key Audit Matters

Key audit matters are those matters that, in our professional judgment, were of most significance in our audit of the standalone financial statements of the current period. These matters were addressed in the context of our audit of the standalone financial statements as a whole, and in forming our opinion thereon, and we do not provide a separate opinion on these matters. We have determined the matters described below to be the key audit matters to be communicated in our report.

Independent Auditor's Report

Sr. No.	Key Audit Matter	Auditor's Response
1.	<p>Recoverability of trade receivables and allowance for credit loss on overdue trade receivables (including dues from customers under legal proceedings)</p> <p>The Company has total outstanding trade receivable of Rs. 5,794.30 Lakhs (corresponding allowance for expected credit loss amounts to Rs. 1,676.23 Lakhs) as of March 31, 2025. Gross trade receivables include Rs. 1,853.40 Lakhs of secured receivables as at March 31, 2025. Net trade receivables balance of Rs. 4,118.07 Lakhs is significant to the total assets of the Company (16.84 % of total assets as at March 31, 2025). The gross trade receivables include balance of Rs. 4,142.31 Lakhs lying overdue above the normal credit days allowed to the customers, which in turn includes Rs.3,269.57 lakhs in respect of which the Company has initiated legal/arbitration proceedings for recovery the amounts due, which proceedings are ongoing.</p> <p>Significant amount of trade receivables has exceeded the stipulated credit period given to the debtors increasing the chance of bad debts and blockage of working capital.</p> <p>The appropriate valuation, classification and realization of trade receivables is dependent on a number of factors such as age, credit worthiness, intent, ability of counter parties to make payment, the timing/outcome of the legal proceedings and the value of the underlying security received in the form of mortgage of properties from the customers and the ability of the Company to liquidate the same.</p> <p>The carrying value is adjusted with the allowance for credit loss amount calculated based on the above-mentioned factors, wherein estimates and judgements are involved considering the delay and default risk and hence it has been considered as a key audit matter.</p>	<p>Principal audit procedures performed:</p> <p>Our audit approach was a combination of test of internal controls and substantive procedures including:</p> <ul style="list-style-type: none"> Understanding the Company's process of assessing the recoverability, review of the customers onboarding and credit monitoring process, monitoring of the legal proceedings and determination of the provisioning for such overdue receivables. Evaluating the design and implementation and testing the operating effectiveness of the controls relating to management's assessment of recoverability, determination of expected credit loss of overdue trade receivables and monitoring of the legal proceedings, where applicable. Assessing the profile of trade receivables as at March 31, 2025 including test of the key registration / customer onboarding documents on a sample basis and the economic environment applicable to these trade receivables. Evaluating the simplified approach applied by the Company to identify lifetime expected credit losses. In doing so, tested the historical provision rates and an evaluation was carried out for the need for it to be adjusted to reflect relevant, reasonable and supportable information about expected recoveries in the future. Evaluating reasonableness of the method, assumptions and judgements used by the management with respect to recoverability of the customer balances, having regards to nature of the customers, based on information available with the Company and assessment of the intent of the counterparty to make payment based on passage of time, legal proceedings underway, expected valuation and liquidation plan of the security held by the Company and confirmation obtained by the management and determination of expected credit loss of overdue trade receivables, as applicable. Obtaining balance confirmation for samples of overdue receivables which are not under legal proceedings covering significant population of such receivables and verifying the reasonableness of the source of such confirmation responses as well and testing reconciliation for differences, if any for the confirmations received. Performing alternative procedures to test occurrence and existence of the receivables as at March 31, 2025 for cases where confirmations were not received. For receivables where legal/arbitration proceedings have been initiated, testing the movement in such proceedings during the year, understanding and evaluating the steps taken by the management to track and expedite the receipt of such dues, considering the awards received in favour or against the Company on such proceedings, where applicable and testing the assessment of the management regarding the recoverability of such dues.

Independent Auditor's Report

Sr. No.	Key Audit Matter	Auditor's Response
	Refer to the accounting policies para 2.19 and Note 13A and 13B of the Standalone Financial Statement.	<ul style="list-style-type: none"> Where securities are available and considered by the management for the purposes of the credit evaluation, testing the underlying mortgage documents including registration thereof, the original title deeds available with the company, copies of the encumbrance certificate, guideline value of such security etc. to ascertain the charge in favour of the Company, on a sample basis. Testing the valuation of the underlying security with the valuation reports obtained from the registered valuer, where applicable, and assess reasonableness of the same with reference to the publicly available information in respect of such security. Evaluating the appropriateness of the classification of trade receivable as current and noncurrent and disclosures made in the Standalone financial statements.
2.	<p>Validation of Inventory at Processing Plant:</p> <p>Inventory of the Company consists primarily of variety of feeds, farm care products, processed shrimps and their raw materials.</p> <p>As on March 31, 2025, the Company has inventory of processed shrimp at its processing plant which had a carrying value of Rs. 6,484.97 Lakhs that forms a major part of the total assets of the Company (26.73 % of total assets as on March 31, 2025). The inventory of processed shrimp is valued at the lower of cost and net realizable value.</p> <p>Further, the valuation process for the processing plant is largely manual, involves estimation, judgements, and assumptions around determination of:</p> <ul style="list-style-type: none"> Yield % after processing of shrimps by performing various activities such as Soaking, glazing, etc. Allocable overheads and their absorption rates. Net realisable value of the inventories. Accordingly, testing of the existence and valuation of the year-end inventory balance at the processing plant, is considered to be one of the areas which required significant auditor attention owing to the increased efforts, complexity and judgements involved in the process of the valuation of inventory. Refer Note 2.6 in the Summary of material accounting policies and other explanatory notes and Note 12 to the standalone financial statements. 	<p>Principal audit procedures performed:</p> <p>Our audit approach was a combination of test of internal controls and substantive procedures including:</p> <ul style="list-style-type: none"> Understood the process followed by the Company with respect to the existence of inventory at its processing plant and the valuation of such stock. Evaluated the design and implementation and tested the operating effectiveness of key controls surrounding the existence and valuation of inventory of the processed shrimps. This included the enquiries and verification of the additional controls deployed by the management in relation to the existence and valuation of the inventory as at March 31, 2025. Evaluating reasonableness of the valuation method used and mathematical accuracy. Testing the significant assumptions made in the valuation viz., yield rate, overhead allocation and verifying the same against available information with reference to data inputs used by the company to assess the accuracy, reliability, and completeness thereof. Evaluated the Net Realisable value of the stock by verifying with the subsequent sales order to verify whether the carrying value of inventory is appropriate.

Independent Auditor's Report

Sr. No.	Key Audit Matter	Auditor's Response
3	<p>Cash flow forecasts and growth estimates:</p> <p>The Company has incurred losses before tax to the extent of Rs. 2,390.20 Lakhs for the year ended 31 March 2025 and has incurred losses during the past two financial years as well. Whilst the Company's net worth and the net working capital position is positive as at 31 March 2025, considering the continuous losses for 3 financial years, the Management's assessment of the future cash flow forecasts was determined as a key audit matter. Such cash flow forecasts for future years involves significant judgements including the assessment by the Management of the growth estimates for the key business streams including the ability to procure consistent orders from customers, the factors resulting in the losses, steps taken to revive the operations to profitable growth and other economic/industry factors that could affect the operations.</p>	<p>Our audit procedures included the following:</p> <ul style="list-style-type: none"> Obtaining an understanding of the process followed by the Company in developing the cash flow forecasts and cash flow projections provided by the entity for the next five years. Assessing the reasonableness of the assumptions around the key drivers of the cash flow forecasts, revenue projections, capacity utilization, estimated market share for the enhanced operations and other factors including the economic/industry related assumptions considered by the Management which impact the growth and profitability in future years; Assess the projections of the Management to ascertain if these are in alignment with factors considered in the Management's assessment used for preparation of the financial statements on aspects relating to the ability of the Company to meet its liabilities that fall due within 12 months from the year end, probability of recovery of deferred tax asset on losses within the expiry period, assessment of indicators related to impairment of property, plant & equipment etc. and ascertain the appropriateness of the accounting followed by the Company as at the reporting date with respect to these matters in line with the required accounting standards. Evaluating the appropriateness of relevant disclosures in the Standalone financial statements, where required as per the accounting standards.

Information Other than the Financial Statements and Auditor's Report Thereon

- The Company's Board of Directors is responsible for the other information. The other information comprises the information included in the Board's Report including Annexures to Board's Report and Management Discussion and Analysis Report but does not include the consolidated financial statements, standalone financial statements and our auditor's report thereon.
- Our opinion on the standalone financial statements does not cover the other information and we do not express any form of assurance conclusion thereon.
- In connection with our audit of the standalone financial statements, our responsibility is to read the other information and, in doing so, consider whether the other information is materially inconsistent with the standalone financial statements or our knowledge obtained during the course of our audit or otherwise appears to be materially misstated.
- If, based on the work we have performed, we conclude that there is a material misstatement of this other information, we are required to report that fact. We have nothing to report in this regard.

Responsibilities of Management and Board of Directors for the Standalone Financial Statements

The Company's Board of Directors is responsible for the matters stated in section 134(5) of the Act with respect to the preparation of these standalone financial statements that give a true and fair view of the financial position, financial performance including other comprehensive income, cash flows and changes in equity of the Company in accordance with the accounting principles generally accepted in India, including Ind AS specified under section 133 of the Act. This responsibility also includes maintenance of adequate accounting records in accordance with the provisions of the Act for safeguarding the assets of the Company and for preventing and detecting frauds and other irregularities; selection and application of appropriate accounting policies; making judgments and estimates that are reasonable and prudent; and design, implementation and maintenance of adequate internal financial controls, that were operating effectively for ensuring the accuracy and completeness of the accounting records, relevant to the preparation and presentation of the financial statements that give a true and fair view and are free from material misstatement, whether due to fraud or error.

In preparing the standalone financial statements, management and Board of Directors are responsible for assessing the Company's ability to continue as a going concern, disclosing, as applicable, matters related to going concern and using the

Independent Auditor's Report

going concern basis of accounting unless the Board of Directors either intend to liquidate the Company or to cease operations, or has no realistic alternative but to do so.

The Company's Board of Directors is also responsible for overseeing the Company's financial reporting process.

Auditor's Responsibility for the Audit of the Standalone Financial Statements

Our objectives are to obtain reasonable assurance about whether the standalone financial statements as a whole are free from material misstatement, whether due to fraud or error, and to issue an auditor's report that includes our opinion. Reasonable assurance is a high level of assurance, but is not a guarantee that an audit conducted in accordance with SAs will always detect a material misstatement when it exists. Misstatements can arise from fraud or error and are considered material if, individually or in the aggregate, they could reasonably be expected to influence the economic decisions of users taken on the basis of these standalone financial statements.

As part of an audit in accordance with SAs, we exercise professional judgment and maintain professional skepticism throughout the audit. We also:

- Identify and assess the risks of material misstatement of the standalone financial statements, whether due to fraud or error, design and perform audit procedures responsive to those risks, and obtain audit evidence that is sufficient and appropriate to provide a basis for our opinion. The risk of not detecting a material misstatement resulting from fraud is higher than for one resulting from error, as fraud may involve collusion, forgery, intentional omissions, misrepresentations, or the override of internal control.
- Obtain an understanding of internal financial controls relevant to the audit in order to design audit procedures that are appropriate in the circumstances. Under section 143(3)(i) of the Act, we are also responsible for expressing our opinion on whether the Company has adequate internal financial controls with reference to standalone financial statements in place and the operating effectiveness of such controls.
- Evaluate the appropriateness of accounting policies used and the reasonableness of accounting estimates and related disclosures made by the management.
- Conclude on the appropriateness of management's use of the going concern basis of accounting and, based on the audit evidence obtained, whether a material uncertainty exists related to events or conditions that may cast significant doubt on the Company's ability to continue as a going concern. If we conclude that a material uncertainty exists, we are required to draw attention in our auditor's report to the related disclosures in the standalone financial statements or, if such disclosures are inadequate, to modify our opinion. Our conclusions are based on the audit evidence obtained up to the date of our auditor's report. However, future events or conditions may cause the Company to cease to continue as a going concern.
- Evaluate the overall presentation, structure and content of the standalone financial statements, including the disclosures, and whether the standalone financial statements represent the underlying transactions and events in a manner that achieves fair presentation.

Materiality is the magnitude of misstatements in the standalone financial statements that, individually or in aggregate, makes it probable that the economic decisions of a reasonably knowledgeable user of the standalone financial statements may be influenced. We consider quantitative materiality and qualitative factors in (i) planning the scope of our audit work and in evaluating the results of our work; and (ii) to evaluate the effect of any identified misstatements in the standalone financial statements.

We communicate with those charged with governance regarding, among other matters, the planned scope and timing of the audit and significant audit findings, including any significant deficiencies in internal financial controls that we identify during our audit.

We also provide those charged with governance with a statement that we have complied with relevant ethical requirements regarding independence, and to communicate with them all relationships and other matters that may reasonably be thought to bear on our independence, and where applicable, related safeguards.

From the matters communicated with those charged with governance, we determine those matters that were of most significance in the audit of the standalone financial statements of the current period and are therefore the key audit matters. We describe these matters in our auditor's report unless law or regulation precludes public disclosure about the matter or when, in extremely rare circumstances, we determine that a matter should not be communicated in our report because the adverse consequences of doing so would reasonably be expected to outweigh the public interest benefits of such communication.



Independent Auditor's Report

Report on Other Legal and Regulatory Requirements

1. As required by Section 143(3) of the Act, based on our audit we report that:
 - a) We have sought and obtained all the information and explanations which to the best of our knowledge and belief were necessary for the purposes of our audit.
 - b) In our opinion, proper books of account as required by law have been kept by the Company so far as it appears from our examination of those books, except for not complying with the requirement of audit trail as stated in (i)(vi) below.
 - c) The Balance Sheet, the Statement of Profit and Loss including Other Comprehensive Income, the Statement of Cash Flows and Statement of Changes in Equity dealt with by this Report are in agreement with the books of account.
 - d) In our opinion, the aforesaid standalone financial statements comply with the Ind AS specified under Section 133 of the Act.
 - e) On the basis of the written representations received from the directors as on March 31, 2025 taken on record by the Board of Directors, none of the directors is disqualified as on March 31, 2025 from being appointed as a director in terms of Section 164(2) of the Act.
 - f) The modification/s relating to the maintenance of accounts and other matters connected therewith, is as stated in paragraph (b) above.
 - g) With respect to the adequacy of the internal financial controls with reference to standalone financial statements of the Company and the operating effectiveness of such controls, refer to our separate Report in "Annexure A". Our report expresses an unmodified opinion on the adequacy and operating effectiveness of the Company's internal financial controls with reference to standalone financial statements.
 - h) With respect to the other matters to be included in the Auditor's Report in accordance with the requirements of section 197(16) of the Act, as amended, in our opinion and to the best of our information and according to the explanations given to us, the remuneration paid by the Company to its directors during the year is in accordance with the provisions of section 197 of the Act.
 - i) With respect to the other matters to be included in the Auditor's Report in accordance with Rule 11 of the Companies (Audit and Auditors) Rules, 2014, as amended in our opinion and to the best of our information and according to the explanations given to us:
 - i. The Company has disclosed the impact of pending litigations on its financial position in its standalone financial statements - Refer Note 34 to the standalone financial statements.
 - ii. The Company did not have any long-term contracts including derivative contracts for which there were any material foreseeable losses.
 - iii. There has been no delay in transferring amounts, required to be transferred, to the Investor Education and Protection Fund by the Company.
 - iv.
 - (a) The Management has represented that, to the best of its knowledge and belief, as disclosed in the note 45(v) to the financial statements no funds have been advanced or loaned or invested (either from borrowed funds or share premium or any other sources or kind of funds) by the Company to or in any other person(s) or entity(ies), including foreign entities ("Intermediaries"), with the understanding, whether recorded in writing or otherwise, that the Intermediary shall, directly or indirectly lend or invest in other persons or entities identified in any manner whatsoever by or on behalf of the Company ("Ultimate Beneficiaries") or provide any guarantee, security or the like on behalf of the Ultimate Beneficiaries.
 - (b) The Management has represented, that, to the best of its knowledge and belief, as disclosed in the note 45(v) to the financial statements, no funds have been received by the Company from any person(s) or entity(ies), including foreign entities ("Funding Parties"), with the understanding, whether recorded in writing or otherwise, that the Company shall, directly or indirectly, lend or invest in other persons or entities identified in any manner whatsoever by or on behalf of the Funding Party ("Ultimate Beneficiaries") or provide any guarantee, security or the like on behalf of the Ultimate Beneficiaries.

Independent Auditor's Report

- (c) Based on the audit procedures performed that have been considered reasonable and appropriate in the circumstances, nothing has come to our notice that has caused us to believe that the representations under sub-clause (i) and (ii) of Rule 11(e), as provided under (a) and (b) above, contain any material misstatement.
- v. The company has not declared or paid any dividend during the year and has not proposed final dividend for the year.
- vi. Based on our examination, which included test checks, the Company has used accounting software systems for maintaining its books of account for the financial year ended March 31, 2025 which have the feature of recording audit trail (edit log) facility and the same has operated throughout the year for all relevant transactions recorded in the software. except that audit trail feature was not enabled for direct data changes to transaction tables and master tables for the year ended March 31, 2025 . Refer note 47 to the standalone financial statements.

Further, during the course of audit, we have not come across any instance of the audit trail feature being tampered with in respect of the accounting software for the period for which the audit trail feature was operating.

Additionally, the audit trail that was enabled and operated for the year ended March 31, 2025, has been preserved by the Company as per the statutory requirements for record retention, as stated in Note 47 to the standalone financial statements.

- 2. As required by the Companies (Auditor's Report) Order, 2020 ("the Order") issued by the Central Government in terms of Section 143(11) of the Act, we give in "Annexure B" a statement on the matters specified in paragraphs 3 and 4 of the Order.

For **Deloitte Haskins & Sells LLP**

Chartered Accountants

Firm's Registration No.117366W/W-100018

R Prasanna Venkatesh

Partner

Membership No.214045

UDIN: 25214045BMNWID1852

Place: Chennai

Date: May 30, 2025



Annexure “A” to the Independent Auditor’s Report

(Referred to in paragraph 1(g) under ‘Report on Other Legal and Regulatory Requirements’ section of our report of even date)

Report on the Internal Financial Controls with reference to standalone financial statements under Clause (i) of Sub-section 3 of Section 143 of the Companies Act, 2013 (the “Act”)

We have audited the internal financial controls with reference to standalone financial statements of The Waterbase Limited (the “Company”) as at March 31, 2025 in conjunction with our audit of the standalone Ind AS financial statements of the Company for the year ended on that date.

Management’s and Board of Directors’ Responsibilities for Internal Financial Controls

The Company’s management and Board of Directors are responsible for establishing and maintaining internal financial controls with reference to standalone financial statements based on the internal control with reference to standalone financial statements criteria established by the Company considering the essential components of internal control stated in the Guidance Note on Audit of Internal Financial Controls Over Financial Reporting issued by the Institute of Chartered Accountants of India. These responsibilities include the design, implementation and maintenance of adequate internal financial controls that were operating effectively for ensuring the orderly and efficient conduct of its business, including adherence to the company’s policies, the safeguarding of its assets, the prevention and detection of frauds and errors, the accuracy and completeness of the accounting records, and the timely preparation of reliable financial information, as required under the Companies Act, 2013.

Auditor’s Responsibility

Our responsibility is to express an opinion on the Company’s internal financial controls with reference to standalone financial statements of the Company based on our audit. We conducted our audit in accordance with the Guidance Note on Audit of Internal Financial Controls Over Financial Reporting (the “Guidance Note”) issued by the Institute of Chartered Accountants of India and the Standards on Auditing prescribed under Section 143(10) of the Companies Act, 2013, to the extent applicable to an audit of internal financial controls with reference to standalone financial statements. Those Standards and the Guidance Note require that we comply with ethical requirements and plan and perform the audit to obtain reasonable assurance about whether adequate internal financial controls with reference to standalone financial statements was established and maintained and if such controls operated effectively in all material respects.

Our audit involves performing procedures to obtain audit evidence about the adequacy of the internal financial controls with reference to standalone financial statements and their operating effectiveness. Our audit of internal financial controls with reference to standalone financial statements included obtaining an understanding of internal financial controls with reference to standalone financial statements, assessing the risk that a material weakness exists, and testing and evaluating the design and operating effectiveness of internal control based on the assessed risk. The procedures selected depend on the auditor’s judgement, including the assessment of the risks of material misstatement of the financial statements, whether due to fraud or error.

We believe that the audit evidence we have obtained is sufficient and appropriate to provide a basis for our audit opinion on the Company’s internal financial controls with reference to standalone financial statements.

Meaning of Internal Financial Controls with reference to standalone financial statements

A company’s internal financial control with reference to standalone financial statements is a process designed to provide reasonable assurance regarding the reliability of financial reporting and the preparation of financial statements for external purposes in accordance with generally accepted accounting principles. A company’s internal financial control with reference to standalone financial statements includes those policies and procedures that (1) pertain to the maintenance of records that, in reasonable detail, accurately and fairly reflect the transactions and dispositions of the assets of the company; (2) provide reasonable assurance that transactions are recorded as necessary to permit preparation of financial statements in accordance with generally accepted accounting principles, and that receipts and expenditures of the company are being made only in accordance with authorisations of management and directors of the company; and (3) provide reasonable assurance regarding prevention or timely detection of unauthorised acquisition, use, or disposition of the company’s assets that could have a material effect on the financial statements.

Annexure “A” to the Independent Auditor’s Report

Inherent Limitations of Internal Financial Controls with reference to standalone financial statements

Because of the inherent limitations of internal financial controls with reference to standalone financial statements, including the possibility of collusion or improper management override of controls, material misstatements due to error or fraud may occur and not be detected. Also, projections of any evaluation of the internal financial controls with reference to standalone financial statements to future periods are subject to the risk that the internal financial control with reference to standalone financial statements may become inadequate because of changes in conditions, or that the degree of compliance with the policies or procedures may deteriorate.

Opinion

In our opinion, to the best of our information and according to the explanations given to us the Company has, in all material respects, an adequate internal financial controls with reference to standalone financial statements and such internal financial controls with reference to standalone financial statements were operating effectively as at March 31, 2025, based on the criteria for internal financial control with reference to standalone financial statements established by the Company considering the essential components of internal control stated in the Guidance Note on Audit of Internal Financial Controls Over Financial Reporting issued by the Institute of Chartered Accountants of India.

For **Deloitte Haskins & Sells LLP**

Chartered Accountants

Firm’s Registration No.117366W/W-100018

R Prasanna Venkatesh

Partner

Membership No.214045

UDIN: 25214045BMNWID1852

Place: Chennai

Date: May 30, 2025



Annexure “B” to the Independent Auditor’s Report

(Referred to in paragraph 2 under ‘Report on Other Legal and Regulatory Requirements’ section of our report of even date)

In terms of the information and explanations sought by us and given by the Company and the books of account and records examined by us in the normal course of audit and to the best of our knowledge and belief, we state that:

- (i)(a)(A) The Company has maintained proper records showing full particulars, including quantitative details and situation of Property, Plant and Equipment and capital work in progress.
- (i)(a)(B) The Company has maintained proper records showing full particulars of intangible assets.
- (i)(b) Some of the Property, Plant and Equipment and capital work-in-progress were physically verified during the year by the Management in accordance with a programme of verification, which in our opinion provides for physical verification of all the Property, Plant and Equipment and capital work-in-progress at reasonable intervals having regard to the size of the Company and the nature of its activities. According to the information and explanations given to us no material discrepancies were noticed on such verification.
- (i)(c) Based on the examination of the registered sale deed / transfer deed / conveyance deed provided to us, we report that, the title deeds of all the immovable properties, disclosed in the standalone financial statements included in Property Plant & Equipment & capital work in progress, are held in the name of the Company as at the balance sheet date. Immovable properties of land and buildings whose title deeds have been pledged as security for loans and guarantees are held in the name of the Company based on the confirmations directly received by us from lenders.
- (i)(d) The Company has not revalued any of its property, plant and equipment (including Right of Use assets) and intangible assets during the year.
- (i)(e) No proceedings have been initiated during the year or are pending against the Company as at March 31, 2025 for holding any benami property under the Benami Transactions (Prohibition) Act, 1988 (as amended in 2016) and rules made thereunder.
- (ii)(a) The inventories except for inventory of the processing plant, goods-in-transit and stocks held with third parties were physically verified during the year by the Management at reasonable intervals. In our opinion and according to the information and explanations given to us, the coverage and procedure of such verification by the Management is appropriate having regard to the size of the Company and the nature of its operations. For stocks held with third parties at the year-end, written confirmations have been obtained and in respect of goods in transit, the same have been verified from the shipment records obtained from the management at the year end. No discrepancies of 10% or more in the aggregate for each class of inventories were noticed on such physical verification of inventories when compared with books of account.
- (ii)(b) According to the information and explanations given to us, the Company has been sanctioned working capital limits in excess of Rs. 5 crores, in aggregate, at points of time during the year, from banks or financial institutions on the basis of security of current assets. In our opinion and according to the information and explanations given to us, the quarterly returns or statements comprising (stock statements and book debt statements) filed by the Company with such banks or financial institutions are in agreement with the unaudited books of account of the Company of the respective quarters ended June 30, 2024, September 30, 2024 and December 31, 2024. The Company is yet to submit the return/ statement for the quarter ended March 31, 2025, with the banks or financial institutions.
- (iii) a) The Company has not made any investments in, provided any security, and granted any loans or advances in the nature of loans, secured or unsecured, to companies, firms, Limited Liability Partnerships or any other parties except for the guarantee given to an NBFC as part of channel financing agreement disclosed in note 13 of the standalone Financials.
- b) The investments made, guarantees provided, security given and the terms and conditions of the grant of all the above-mentioned loans and advances in the nature of loans and guarantees provided, during the year are, in our opinion, prima facie, not prejudicial to the Company’s interest.
- c) According to information and explanations given to us and based on the audit procedures performed, the Company has not granted any loans or advances in the nature of loans either repayable on demand or without specifying any terms or period of repayment during the year. Hence, reporting under clause (iii)(c) is not applicable.
- (iv) The Company has complied with the provisions of Sections 185 and 186 of the Companies Act, 2013 in respect of loans granted, investments made and guarantees and securities provided, as applicable.

Annexure “B” to the Independent Auditor’s Report

- (v) The Company has not accepted any deposit or amounts which are deemed to be deposits. Hence, reporting under clause (v) of the Order is not applicable.
- (vi) The maintenance of cost records has not been specified for the activities of the company by Central Government under section 148(1) of the Companies Act, 2013.
- (vii) In respect of statutory dues:

- (a) Undisputed statutory dues, including Employees’ State Insurance, Income-tax, Goods and Service Tax, duty of Custom, cess and other material statutory dues applicable to the Company have generally been regularly deposited by it with the appropriate authorities during the year.

There were no undisputed amounts payable in respect of Goods and Service tax, Employees’ State Insurance, Income-tax, Goods and Services Tax, duty of Custom, Professional Tax, cess and other material statutory dues in arrears as at March 31, 2025 for a period of more than six months from the date they became payable.

- (b) Details of statutory dues referred to in sub-clause (a) above which have not been deposited as on March 31, 2025 on account of disputes are given below:

Name of Statute	Nature of dues	Forum where dispute is pending	Period to which the amount relates	Amount (Rs. in Lakhs)
Central Excise Act, 1944	Central Excise Duty	Andhra Pradesh High Court	2001-02 and 2002-03	22.86 [@]
Central Sales Tax Act, 1956	Central Sales Tax	Asst. Commissioner (C.T.) (LTU) Nellore	2012-13	2.38
Central Sales Tax Act, 1956	Central Sales Tax	Asst. Commissioner (C.T.) (LTU) Nellore	2012-13	9.71 [#]
Finance Act, 1994 (Chapter V)	Service Tax (including penalty etc.)	Asst. Commissioner (C.T.)	2012-13 to 2014-15	2.99
Goods & Service Tax Act, 2017	Goods & Service Tax Act (including interest and penalty)	Additional Commissioner Sales Tax Appeals, Nellore	FY 2017-18 to FY 2021-22	539.72 [§]
Income Tax Act, 1961	Income Tax	Deputy CIT, Kolkata	A. Y. 2010-11	3.10
Income Tax Act, 1961	Income Tax	Assistant CIT, Kolkata	A. Y. 2012-13	7.55
Income Tax Act, 1961	Income Tax	Assistant CIT, Kolkata	A. Y. 2013-14	4.73
Income Tax Act, 1961	Income Tax	Assistant CIT, Kolkata	A. Y. 2014-15	0.32
Income Tax Act, 1961	Income Tax	Assistant CIT, Kolkata	A. Y. 2015-16	0.25
Income Tax Act, 1961	Income Tax	Assistant CIT, Kolkata	A. Y. 2018-19	40.23
Income Tax Act, 1961	Income Tax	Assistant CIT, Kolkata	A. Y. 2019-20	12.22

[@] Net of Rs. 34.72 Lakhs paid under protest and Rs. 14.88 Lakhs appropriated by the Department

[#] Net of Rs. 3.24 Lakhs paid as pre deposit.

[§] Net of Rs. 37.46 Lakhs paid under appeal.

- (viii) There were no transactions relating to previously unrecorded income that were surrendered or disclosed as income in the tax assessments under the Income Tax Act, 1961 (43 of 1961) during the year.
- (ix) (a) In our opinion, the Company has not defaulted in the repayment of loans or other borrowings or in the payments of interest thereon to any lender during the year.
- (b) The Company has not been declared wilful defaulter by any bank or financial institution or government or any government authority.
- (c) The Company has not taken any term loan during the year and there are no un-utilized term loans at the beginning of the year and hence, reporting under clause (ix)(c) of the Order is not applicable.
- (d) On the overall examination of the standalone financial statements of the company, funds raised on short-term basis have, prima facie, not been used during the year for long term purposes by the company.

Annexure “B” to the Independent Auditor’s Report

- (e) On an overall examination of the standalone financial statements of the Company, the Company has not taken any funds from any entity or person on account of or to meet the obligations of its subsidiaries, associates or joint ventures
- (f) The Company has not raised loans during the year on the pledge of securities held in its subsidiary. The Company does not have any joint ventures or associate companies.
- (x) (a) The Company has not issued any of its securities (including debt instruments) during the year and hence reporting under clause (x)(a) of the Order is not applicable.
- (b) During the year, the Company has not made any preferential allotment or private placement of shares or convertible debentures (fully or partly or optionally) and hence reporting under clause (x)(b) of the Order is not applicable to the Company.
- (xi) (a) To the best of our knowledge, no fraud by the Company and no material fraud on the Company has been noticed or reported during the year.
- (b) To the best of our knowledge, no report under sub-section (12) of section 143 of the Companies Act has been filed in Form ADT-4 as prescribed under rule 13 of Companies (Audit and Auditors) Rules, 2014 with the Central Government, during the year and upto the date of the report.
- (c) As represented by the Management, there was no whistle blower complaints received by the Company during the year (and upto the date of this audit report).
- (xii) The Company is not a Nidhi Company and hence reporting under clause (xii) of the CARO 2020 Order is not applicable.
- (xiii) In our opinion, Company is in compliance with Section 177 and 188 of the Companies Act, 2013, where applicable, for all transactions with the related parties and the details of related party transactions have been disclosed in the standalone financial statements etc. as required by the applicable accounting standards.
- (xiv) (a) In our opinion, the Company has an adequate internal audit system commensurate with the size and the nature of its business.
- (b) We have considered, the internal audit reports issued to the Company during the year and covering the period upto December 2024 and the draft of the internal audit reports where issued after the balance sheet date covering the period January 2025 to March 2025 for the period under audit.
- (xv) In our opinion, during the year the Company has not entered into any non-cash transactions with any of its directors or directors of it's holding company, subsidiary company or persons connected with such directors and hence provisions of section 192 of the Companies Act, 2013 are not applicable to the Company.
- (xvi) The Company is not required to be registered under section 45-IA of the Reserve Bank of India Act, 1934. Hence, reporting under clause (xvi)(a), (b) and (c) of the Order is not applicable.
- (d) The Group does not have any CIC as part of the group and accordingly reporting under clause (xvi)(d) of the Order is not applicable.
- (xvii) The Company has incurred cash losses amounting to Rs. 1,534.58 Lakhs in the financial year covered by our audit and Rs 239.44 Lakhs in the immediately preceding financial year..
- (xviii) There has been no resignation of the statutory auditors of the Company during the year.
- (xix) On the basis of the financial ratios, ageing and expected dates of realization of financial assets and payment of financial liabilities, other information accompanying the standalone financial statements, factors outlined in the key audit matter included in our audit report on cash flow forecasts and our knowledge of the Board of Directors and Management plans and based on our examination of the evidence supporting the assumptions, nothing has come to our attention, which causes us to believe that any material uncertainty exists as on the date of the audit report indicating that Company is not capable of meeting its liabilities existing at the date of balance sheet as and when they fall due within a period of one year from the balance sheet date. We, however, state that this is not an assurance as to the future viability of the Company. We further state that our reporting is based on the facts up to the date of the audit report and we neither give any guarantee nor any assurance that all liabilities falling due within a period of one year from the balance sheet date, will get discharged by the Company as and when they fall due.

Annexure “B” to the Independent Auditor’s Report

(xx) According to the information and explanations given to us and based on our examination of the records of the company, the provisions of Section 135 of the Companies Act, 2013 relating to Corporate Social Responsibility are not applicable to the company. Accordingly, reporting under clause 3(xx) of the Order is not applicable for the year.

For **Deloitte Haskins & Sells LLP**

Chartered Accountants

Firm’s Registration No.117366W/W-100018)

R Prasanna Venkatesh

Partner

Membership No.214045

UDIN: 25214045BMNWID1852

Place: Chennai

Date: May 30, 2025



Standalone Balance Sheet as at March 31, 2025

(All amounts are in Rs. Lakhs)

Particulars	Note	As at March 31, 2025	As at March 31, 2024
I. ASSETS			
1 Non-current assets			
(a) Property, plant and equipment	3a	7,439.47	7,114.89
(b) Right -of -Use assets	4	4.76	40.08
(c) Capital work in progress	3b	47.37	183.85
(d) Intangible assets	5	23.09	43.27
(e) Financial assets			
(i) Investments in subsidiary	6	13.50	13.50
(ii) Trade Receivables	13b	790.47	-
(iii) Other financial assets	7	490.97	5.97
(f) Deferred tax assets (net)	8	1,254.84	665.19
(g) Non-current tax assets (net)	9	155.98	187.48
(h) Other non-current assets	10	390.83	432.92
Total non-current assets		10,611.28	8,687.15
2 Current assets			
(a) Biological assets	11	58.60	-
(b) Inventories	12	8,912.42	8,290.65
(c) Financial assets			
(i) Trade receivables	13a	3,327.60	4,255.13
(ii) Cash and cash equivalents	14	44.82	34.71
(iii) Other balances with bank	15	620.02	1,662.20
(iv) Other financial assets	7	42.82	100.62
(d) Other current assets	10	840.42	1,226.32
Total current assets		13,846.70	15,569.63
TOTAL ASSETS		24,457.98	24,256.78
II. EQUITY AND LIABILITIES			
1 Equity			
(a) Equity share capital	16	4,142.68	4,142.68
(b) Other equity	17	11,387.75	13,123.08
Total Equity		15,530.43	17,265.76
2 Non-current liabilities			
(a) Financial liabilities			
(i) Lease Liabilities	4	-	5.88
(b) Provisions	18	275.65	307.52
Total non-current liabilities		275.65	313.40
3 Current liabilities			
(a) Financial Liabilities			
(i) Borrowings	19	4,381.35	2,593.11
(ii) Lease Liabilities	4	5.88	41.69
(iii) Trade payables			
(i) total outstanding dues of micro enterprises and small enterprises		654.03	230.05
(ii) total outstanding dues of creditors other than micro enterprises and small enterprises	20	2,595.75	2,934.62
(iv) Other financial liabilities	21	697.32	629.14
(b) Provisions	18	19.77	29.49
(c) Other current liabilities	22	297.80	219.52
Total current liabilities		8,651.90	6,677.62
TOTAL EQUITY AND LIABILITIES		24,457.98	24,256.78

See accompanying notes 1-49 forming an integral part of the Standalone financial statements

In terms of our report attached

For **Deloitte Haskins & Sells LLP**

Chartered Accountants

Firm's Registration No. 117366W/W-100018

For and on behalf of the Board of Directors

Varun Aditya Thapar

Chairman

DIN : 02322660

Place : New Delhi

Date: May 30, 2025

Ramakanth V Akula

Chief Executive Officer
& Whole -Time Director

DIN : 07107616

Place : New Delhi

Date: May 30, 2025

Rahul C Mehta

Director

DIN : 00397420

Place : New Delhi

Date: May 30, 2025

R Sureshkumar

Chief Financial Officer
& Compliance Officer

Place : New Delhi

Date: May 30, 2025

R Prasanna Venkatesh

Partner

Membership No:214045

Place: Chennai

Date: May 30, 2025

Standalone Statement of Profit and Loss for the year ended March 31, 2025

(All amounts are in Rs. Lakhs)

Particulars	Note	For the year ended March 31, 2025	For the year ended March 31, 2024
I Revenue from operations	23	27,770.66	33,925.31
II Other income	24	522.35	308.21
III Total Income (I+II)		28,293.01	34,233.52
IV Expenses			
a) Cost of materials consumed	25	22,865.49	26,666.00
b) Purchases of stock-in-trade	26	263.33	446.68
c) Changes in inventories of finished goods, work in progress, stock-in-trade and biological assets	27	(2,090.82)	(1,570.18)
d) Employee benefits expense	28	2,335.31	2,657.97
e) Finance costs	29	275.43	300.62
f) Depreciation and amortization expenses	30	808.39	951.73
g) Other expenses	31	6,224.77	6,104.92
Total Expenses (IV)		30,681.90	35,557.74
V Loss before tax (III-IV)		(2,388.89)	(1,324.22)
VI Tax expenses	32		
a) Current tax		-	-
b) Deferred tax		(573.57)	(280.61)
Total Tax expense (VI)		(573.57)	(280.61)
VII Loss for the year (V-VI)		(1,815.32)	(1,043.61)
VIII Other comprehensive income			
a) Items that will not be reclassified to profit or loss			
(i) Re-measurements of defined benefit plans	40	63.91	38.76
(ii) Income tax relating to above	32	16.08	(9.76)
Total other comprehensive income		79.99	29.00
IX Total comprehensive Loss for the year (VII+VIII)		(1,735.33)	(1,014.61)
X Earnings per equity share (Nominal value of Rs.10/- per share)	33		
a) Basic		(4.38)	(2.52)
b) Diluted		(4.38)	(2.52)

See accompanying notes 1-49 forming an integral part of the Standalone financial statements

In terms of our report attached

For **Deloitte Haskins & Sells LLP**

Chartered Accountants

Firm's Registration No. 117366W/W-100018

For and on behalf of the Board of Directors**Varun Aditya Thapar**

Chairman

DIN : 02322660

Place : New Delhi

Date: May 30, 2025

Ramakanth V AkulaChief Executive Officer
& Whole -Time Director

DIN : 07107616

Place : New Delhi

Date: May 30, 2025

Rahul C Mehta

Director

DIN : 00397420

Place : New Delhi

Date: May 30, 2025

R SureshkumarChief Financial Officer
& Compliance Officer

Place : New Delhi

Date: May 30, 2025

R Prasanna Venkatesh

Partner

Membership No:214045

Place: Chennai

Date: May 30, 2025

Standalone Statement of Cash Flow for the year ended March 31, 2025

(All amounts are in Rs. Lakhs)

Particulars	For The Year Ended March 31, 2025		For The Year Ended March 31, 2024	
A. CASH FLOW FROM OPERATING ACTIVITIES				
Loss Before Tax		(2,388.89)		(1,324.22)
Adjustments for:				
Depreciation and amortisation expenses	773.07		904.80	
Amortisation on Right of Use assets	35.32		46.93	
Finance Cost on Lease liabilities	2.57		6.75	
Property, plant and equipment written off	-		0.49	
Finance costs	272.86		293.87	
Interest income	(72.78)		(191.66)	
Interest on Income tax Refund	(11.46)		(72.51)	
Bad debts recovery	(5.99)		(3.95)	
Provisions for expected credit loss (net)	88.61		129.08	
Provision for doubtful advances written off (net of reversal)	2.78		-	
Provision for Inventory	165.15		-	
Provision no longer required written back	(351.86)		(36.98)	
Unrealised foreign exchange loss / (profit)	7.85		3.97	
		906.12		1,080.79
Operating loss before working capital changes		(1,482.77)		(243.43)
Changes in working capital:				
Adjustments for (increase) / decrease in operating assets:				
Inventories	(786.92)		(780.99)	
Trade receivables	398.30		4,278.22	
Biological assets	(58.60)		18.25	
Other assets (non-current and current)	312.70		(734.94)	
Other financial assets (non-current and current)	(0.25)		6.71	
Adjustments for (decrease) / increase in operating liabilities:				
Trade payables	85.27		(1,391.37)	
Other financial liabilities (non-current and current)	134.32		(725.35)	
Other liabilities (non-current and current)	78.26		(34.84)	
Provisions (non-current and current)	22.32		61.07	
		185.40		696.76
Cash generated from / (used in) operations		(1,297.37)		453.33
Net income taxes refund (Net) (including interest)		42.96		211.28
NET CASH GENERATED FROM / (USED IN) OPERATING ACTIVITIES (A)		(1,254.41)		664.61
B. CASH FLOW FROM INVESTING ACTIVITIES				
Acquisition of property, plant and equipment and intangible assets	(877.63)		(575.15)	
Proceeds from fixed deposits Matured	1,039.20		2,049.38	
Investment in fixed deposits	(485.00)		(1,549.36)	
Interest received on deposits and others	116.83	(206.60)	154.28	79.15
NET CASH GENERATED FROM / (USED IN) INVESTING ACTIVITIES (B)		(206.60)		79.15
C. CASH FLOW FROM FINANCING ACTIVITIES				
Finance costs	(272.86)		(293.87)	
Proceeds from Working Capital Demand Loan	13,850.00		3,120.00	
Repayment of Working Capital Demand Loan	(13,600.00)		(3,855.00)	
Repayment of Pre-Shipment Credit In Foreign Currency	-		(357.81)	
Principal repayment for Lease assets	(41.69)		(50.39)	
Finance Cost on Lease liabilities	(2.57)		(6.75)	(1443.82)
NET CASH GENERATED FROM / (USED IN) FINANCING ACTIVITIES (C)		(67.12)		(1,443.82)
NET (DECREASE) IN CASH AND CASH EQUIVALENTS (A + B + C)		(1,528.13)		(700.05)
Cash and cash equivalents as at Apr 1		(308.40)		391.65
Cash and cash equivalents as at Mar 31		(1,836.53)		(308.40)
Net (Decrease) in cash and cash equivalents		(1,528.13)		(700.05)

Standalone Statement of Cash Flow for the year ended March 31, 2025

(All amounts are in Rs. Lakhs)

Notes :

i. Cash and cash equivalents as at :

Particulars	As at March 31, 2025	As at March 31, 2024
Cash on hand	2.44	2.72
Balances with banks:		
In current accounts	42.38	31.99
Less: Bank Overdraft and Cash Credit Facilities	(1,881.35)	(343.11)
Total	(1,836.53)	(308.40)

ii. The above statement of Standalone cashflow has been prepared under the indirect method as set out in Indian Accounting standard (IND AS) 7 statement of cash flow

iii. Trade receivable amounting to Rs. 642.87 lakhs (In Financials year end March 31,2024 Rs.2622.76 Lakhs)has been adjusted against trade payable during year ended March 2025.

iv. Changes in Liabilities arising from Finaning Activities

Particulars	As at April 1, 2024	Cash Flows	Non cash Changes		As at March 31, 2025
			Fair value changes	Current / Non - current Classification	
i) Borrowings Current					
a) Working capital demand loan	2,250.00	250.00	-	-	2,500.00
b) Preshipment - credit in Foreign Currency	-	-	-	-	-
ii) Other Liabilities	47.57	(41.69)	-	-	5.88

Particulars	As at April 1, 2023	Cash Flows	Non cash Changes		As at March 31, 2024
			Fair value changes	Current / Non - current Classification	
i) Borrowings Current					
a) Working capital demand loan	2,985.00	(735.00)	-	-	2,250.00
b) Preshipment - credit in Foreign Currency	357.81	(357.81)	-	-	-
ii) Other Financial Liabilities Current	97.95	(50.39)	-	-	47.57

See accompanying notes 1-49 forming an integral part of the Standalone financial statements

In terms of our report attached

For **Deloitte Haskins & Sells LLP**

Chartered Accountants

Firm's Registration No. 117366W/W-100018

For and on behalf of the Board of Directors**Varun Aditya Thapar**

Chairman

DIN : 02322660

Place : New Delhi

Date: May 30, 2025

Ramakanth V AkulaChief Executive Officer
& Whole -Time Director

DIN : 07107616

Place : New Delhi

Date: May 30, 2025

Rahul C Mehta

Director

DIN : 00397420

Place : New Delhi

Date: May 30, 2025

R SureshkumarChief Financial Officer
& Compliance Officer

Place : New Delhi

Date: May 30, 2025

R Prasanna Venkatesh

Partner

Membership No:214045

Place: Chennai

Date: May 30, 2025



Standalone Statement of Changes in Equity for the year ended March 31, 2025

(All amounts are in Rs. Lakhs)

A) Equity Share capital

Balance as at April 1, 2024	Changes in Equity share capital due to Prior Period errors	Restated balance at the beginning of the current reporting Period	Changes in equity share capital during the current year	Balance as at March 31, 2025
4,142.68	-	4,142.68	-	4,142.68

Balance as at April 1, 2023	Changes in Equity share capital due to Prior Period errors	Restated balance at the beginning of the current reporting Period	Changes in equity share capital during the current year	Balance as at March 31, 2024
4142.68	-	4,142.68	-	4,142.68

B) Other Equity

Particulars	Reserves and Surplus				Total
	Securities premium	Capital reserve	General reserve	Retained earnings	
Balance as at Apr 1, 2023	1,473.49	1,026.10	1,315.07	10,323.03	14,137.69
Changes in accounting Policy or prior period errors					
Restated balance as at Apr 1, 2023	1,473.49	1,026.10	1,315.07	10,323.03	14,137.69
Loss for the year	-	-	-	(1,043.61)	(1,043.61)
Re-measurement gain on defined benefit plan (net of tax)	-	-	-	29.00	29.00
Total comprehensive income for the year	-	-	-	(1,014.61)	(1,014.61)
Payment of final dividend	-	-	-	-	-
Balance as at March 31, 2024	1,473.49	1,026.10	1,315.07	9,308.42	13,123.08
Changes in accounting Policy or prior period errors	-	-	-	-	-
Restated balance as at March 31, 2024	1,473.49	1,026.10	1,315.07	9,308.42	13,123.08
Loss for the year	-	-	-	(1,815.32)	(1,815.32)
Re-measurement gain on defined benefit plan (net of tax)	-	-	-	79.99	79.99
Total comprehensive income for the year	-	-	-	(1,735.33)	(1,735.33)
Payment of final dividend	-	-	-	-	-
Balance as at March 31, 2025	1,473.49	1,026.10	1,315.07	7,573.09	11,387.75

See accompanying notes 1-49 forming an integral part of the Standalone financial statements

In terms of our report attached

For **Deloitte Haskins & Sells LLP**

Chartered Accountants

Firm's Registration No. 117366W/W-100018

For and on behalf of the Board of Directors

Varun Aditya Thapar

Chairman

DIN : 02322660

Place : New Delhi

Date: May 30, 2025

Ramakanth V Akula

Chief Executive Officer
& Whole -Time Director

DIN : 07107616

Place : New Delhi

Date: May 30, 2025

Rahul C Mehta

Director

DIN : 00397420

Place : New Delhi

Date: May 30, 2025

R Sureshkumar

Chief Financial Officer
& Compliance Officer

Place : New Delhi

Date: May 30, 2025

R Prasanna Venkatesh

Partner

Membership No:214045

Place: Chennai

Date: May 30, 2025

Notes to Standalone Financial Statements for the year ended March 31, 2025

Corporate Information

The Waterbase Limited ("the Company") is a listed entity incorporated in the year 1987 in India. It is in the business of manufacturing and sale of Shrimp Feeds and Shrimp Aquaculture for 30 years. The company is also in the business of Shrimp Hatchery.

Note No. 1. Basis of accounting and Preparation of Standalone Financial Statement

Statement of Compliance with Ind AS

These financial statements have been prepared in accordance with the Indian Accounting Standards (hereinafter referred to as the 'Ind AS') as notified by Ministry of Corporate Affairs pursuant to Section 133 of the Companies Act, 2013 ('Act') read with of the Companies (Indian Accounting Standards) Rules, 2015 as amended and other relevant provisions of the Act.

Basis of preparation and measurement

The financial statements have been prepared on the historical cost basis, except for certain financial instruments which are measured at fair values at the end of each reporting period. Historical cost is generally based on the fair value of the consideration given in exchange for goods and services.

Fair value is the price that would be received to sell an asset or paid to transfer a liability in an orderly transaction between market participants at the measurement date, regardless of whether that price is directly observable or estimated using another valuation technique.

The fair value of an asset or a liability is measured using the assumptions that market participants would use when pricing the asset or liability, assuming that market participants act in their economic best interest.

A fair value measurement of a non-financial asset takes into account a market participant's ability to generate economic benefits by using the asset in its highest and best use or by selling it to another market participant that would use the asset in its highest and best use.

The Company uses valuation techniques that are appropriate in the circumstances and for which sufficient data are available to measure fair value, maximising the use of relevant observable inputs and minimising the use of unobservable inputs.

All assets and liabilities for which fair value is measured or disclosed in the financial statements are categorised within the fair value hierarchy, described as follows, based on the lowest level input that is significant to the fair value measurement as a whole:

Level 1 – Quoted (unadjusted) market prices in active markets for identical assets or liabilities

Level 2 – Valuation techniques for which the lowest level input that is significant to the fair value measurement is directly or indirectly observable

Level 3 – Valuation techniques for which the lowest level input that is significant to the fair value measurement is Unobservable

Accounting policies have been consistently applied except where a newly issued accounting standard is initially adopted or a revision to an existing accounting standard requires a change in the accounting policy hitherto in use.

Note No. 2. Material Accounting Policies

2.1 Property plant and equipment

Property, plant and equipment are initially recognised at cost. The initial cost of property, plant and equipment comprises its purchase price, including non-refundable duties and taxes net of any trade discounts and rebates. The cost of property, plant and equipment includes interest on borrowings (borrowing cost) directly attributable to acquisition, construction or production of qualifying assets subsequent to initial recognition. Property, plant and equipment are stated at cost less accumulated depreciation (other than freehold land, which are stated at cost) and impairment losses, if any.

Subsequent costs are included in the asset's carrying amount or recognised as a separate asset, as appropriate, only when it is probable that future economic benefits associated with the item will flow to the Company and the cost of the item can be measured reliably. The carrying amount of any component accounted for as a separate asset is derecognised when replaced. All other repairs and maintenance are charged to profit or loss during the reporting period in which they are incurred.

Assets held under finance leases are depreciated over their expected useful lives on the same basis as owned assets. However, when there is no reasonable certainty that ownership will be obtained by the end of the lease term, assets are depreciated over the shorter of the lease term and useful lives.

Notes to Standalone Financial Statements for the year ended March 31, 2025

Depreciation is recognised so as to write off the cost of assets (other than freehold land and capital work in progress) less their residual values over the useful lives, using the straight-line method ("SLM") as defined in Schedule II to the Companies Act, 2013. Management believes based on a technical evaluation (which is based on technical advice, taking into account the nature of the asset, the estimated usage of the asset, the operating conditions of the asset, past history of replacement, anticipated technological changes, manufacturers warranties and maintenance support, etc.) that the revised useful lives of the assets reflect the periods over which these assets are expected to be used, which are as follows:

<u>Asset</u>	<u>Useful live</u>
Building	
Buildings including factory buildings – other than RCC frame structure	30 years
Buildings other than factory buildings – RCC frame structure	60 years
Fences, wells and tube wells	5 Years
Temporary structure	3 years
Non-carpeted road	3 years
Plant and equipment	
Plant and Machinery (including general laboratory equipment)	1-30 years
Furniture and fixtures	1-10 years
Office Equipment	1-5 years
Vehicles	6-10 years
Computers	
Computer - Server and networks	6 years
Computer – Desktops, Laptops	3 years
Computer – Accessories	1 year

The carrying values of property, plant and equipment are reviewed for impairment when events or changes in circumstances indicate that the carrying value may not be recoverable.

The residual values, useful life and depreciation method are reviewed at each financial year-end to ensure that the amount, method and period of depreciation are consistent with previous estimates and the expected pattern of consumption of the future economic benefits embodied in the items of property, plant and equipment.

An item of property, plant and equipment is derecognised upon disposal or when no future economic benefits are expected to arise from the continued use of the asset. Any gain or loss arising on disposal or retirement of an item of property, plant and equipment is determined as the difference between sales proceeds and the carrying amount of the asset and is recognised in profit or loss. Fully depreciated assets still in use are retained in financial statements.

2.2 Intangible assets

Intangible assets are measured on initial recognition at cost and subsequently are carried at cost less accumulated amortisation and accumulated impairment losses, if any. All intangible assets are tested for impairment. Amortization expenses and impairment losses and reversal of impairment losses are taken to the Statement of Profit and Loss.

An intangible asset is derecognised on disposal, or when no future economic benefits are expected from use or disposal. Gains or losses on derecognition are determined by comparing proceeds with carrying amount. These are included in profit or loss.

The Company amortises intangible assets with a finite useful life using the straight-line method over the following range of useful lives:

<u>Asset</u>	<u>Useful life</u>
Computer software	5-10 years

The estimated useful life is reviewed annually by the management.

2.3 Capital work-in-progress and intangible assets under development

Capital work-in-progress / intangible assets under development are carried at cost, comprising direct cost, related incidental expenses and attributable borrowing cost.

Notes to Standalone Financial Statements for the year ended March 31, 2025

2.4 Non-derivative financial instruments

Financial assets and liabilities are recognised when the Company becomes a party to the contractual provisions of the instrument. Financial assets and liabilities are initially measured at fair value. Transaction costs that are directly attributable to the acquisition or issue of financial assets and financial liabilities (other than financial assets and financial liabilities at fair value through profit or loss) are added to or deducted from the fair value measured on initial recognition of financial asset or financial liability.

Cash and cash equivalents

The Company considers all highly liquid financial instruments, which are readily convertible into known amounts of cash that are subject to an insignificant risk of change in value and having original maturities of three months or less from the date of purchase, to be cash equivalents. Cash and cash equivalents consist of balances with banks which are unrestricted for withdrawal and usage.

Financial assets at amortised cost

Financial assets are subsequently measured at amortised cost if these financial assets are held within a business whose objective is to hold these assets in order to collect contractual cash flows and the contractual terms of the financial asset give rise on specified dates to cash flows that are solely payments of principal and interest on the principal amount outstanding.

Financial assets at fair value through other comprehensive income (FVTOCI)

Financial assets are measured at fair value through other comprehensive income if these financial assets are held within a business whose objective is achieved by both collecting contractual cash flows that give rise on specified dates to solely payments of principal and interest on the principal amount outstanding and by selling financial assets.

The Company has made an irrevocable election to present subsequent changes in the fair value of equity investments not held for trading in Other Comprehensive Income.

Financial assets at fair value through profit or loss (FVTPL)

Financial assets are measured at fair value through profit or loss unless it is measured at amortised cost or at fair value through other comprehensive income on initial recognition. The transaction costs directly attributable to the acquisition of financial assets and liabilities at fair value through profit or loss are immediately recognised in profit or loss.

Financial liabilities

Financial liabilities are measured at amortised cost using the effective interest method.

Equity instruments

An equity instrument is a contract that evidences residual interest in the assets of the Company after deducting all of its liabilities. Equity instruments recognised by the Company are measured at the proceeds received net off direct issue cost.

Offsetting of financial instruments

Financial assets and financial liabilities are off set and the net amount is reported in financial statements if there is a currently enforceable legal right to offset the recognised amounts and there is an intention to settle on a net basis, to realise the assets and settle the liabilities simultaneously.

2.5 Impairment

Financial assets (other than at fair value)

The Company assesses on a forward-looking basis the expected credit losses associated with its assets carried at amortised cost. The impairment methodology applied depends on whether there has been a significant increase in credit risk.

For trade receivables only, the Company applies the simplified approach permitted by Ind AS 109 Financial Instruments, which requires expected lifetime losses to be recognised from initial recognition of the receivables.

Allowance for trade receivables

Trade receivables do not carry any interest and are stated at their normal value as reduced by appropriate allowances for expected credit loss. The Company recognises impairment loss allowance based upon expected credit loss at each reporting date, right from its initial recognition on the basis of past trend and also based on the provision policy framed by the management after adjusting the market value of the security taken from the customers in the form of mortgage

Notes to Standalone Financial Statements for the year ended March 31, 2025

property and bank guarantee. For recognition of impairment loss on other financial assets and risk exposure, the Company determines that whether there has been a significant increase in the credit risk since initial recognition.

Property Plant and Equipment's and intangibles assets

Property, plant and equipment and intangible assets with finite life are evaluated for recoverability whenever there is any indication that their carrying amounts may not be recoverable. If any such indication exists, the recoverable amount (i.e. higher of the fair value less cost to sell and the value-in-use) is determined on an individual asset basis unless the asset does not generate cash flows that are largely independent of those from other assets. In such cases, the recoverable amount is determined for the cash generating unit (CGU) to which the asset belongs.

If the recoverable amount of an asset (or CGU) is estimated to be less than its carrying amount, the carrying amount of the asset (or CGU) is reduced to its recoverable amount. An impairment loss is recognised in the Statement of Profit and Loss.

Impairment losses recognised in prior years are reversed when there is an indication that the impairment losses recognised no longer exist or have decreased. Such reversals are recognised as an increase in carrying amounts of assets to the extent that it does not exceed the carrying amounts that would have been determined (net of amortization or depreciation) had no impairment loss been recognised in previous years.

2.6 Inventories

Inventories are valued at lower of cost (on weighted average basis) and net realisable value after providing for obsolescence and other losses, where considered necessary. Cost includes all charges in bringing the goods to their present location and condition, including all taxes and other levies, transit insurance and receiving charges. Work-in-progress and finished goods include appropriate proportion of overheads and, where applicable, excise duty. Net realisable value is the estimated selling price in the ordinary course of business, less the estimated costs of completion and the estimated costs necessary to make the sale.

2.7 Biological assets

Biological assets of the Company comprises of livestock of shrimps breeders and different phases of shrimp (viz. Zoea, Mysis, Post Larvae, etc.) that are classified as current biological assets. The Company recognises biological assets when, and only when, the Company controls the assets as a result of past events, it is probable that future economic benefits associated with such assets will flow to the Company and the fair value or cost of the assets can be measured reliably. Expenditure incurred on biological assets are measured on initial recognition and at the end of each reporting period at its fair value less costs to sell. The gain or loss arising from a change in fair value less costs to sell of biological assets are included in Statement of Profit and Loss for the period in which it arises.

2.8 Revenue recognition

Revenue from contract with customers for sale of goods and services

Revenue from contract with customers is recognised when the Company satisfies performance obligation by transferring promised goods and services to the customer. Performance obligations are satisfied at a point of time or over a period of time. Performance obligations satisfied over a period of time are recognised as per the terms of relevant contractual agreements/ arrangements. Performance obligations are said to be satisfied at a point of time when the customer obtains controls of the asset.

Revenue is measured based on transaction price, which is the fair value of the consideration received or receivable, stated net of discounts, returns and value added tax. Transaction price is recognised based on the price specified in the contract, net of the estimated sales incentives/ discounts. Accumulated experience is used to estimate and provide for the discounts/ right of return, using the expected value method.

A refund liability is recognised for expected returns in relation to sales made corresponding assets are recognised for the products expected to be returned.

The Company recognises as an asset, the incremental costs of obtaining a contract with a customer, if the Company expects to recover those costs. The said asset is amortised on a systematic basis consistent with the transfer to goods or services to the customer.

Dividend

Dividend income from investments is recognised when the unconditional right to receive payment has been established (provided that it is probable that the economic benefits will flow to the Company and the amount of income can be measured reliably).

Notes to Standalone Financial Statements for the year ended March 31, 2025

Insurance claims

Insurance claims are accounted for on the basis of claims admitted / expected to be admitted and to the extent that there is no uncertainty in receiving the claims.

2.9 Research and Development expenses

Research expenditure is charged to the Statement of Profit and Loss. Development costs of products are also charged to the Statement of Profit and Loss unless a product's technical feasibility has been established, in which case such expenditure is capitalised. Tangible assets used in research and development are capitalised.

2.10 Leases

The Company as a lessee:

The Company's lease asset classes primarily consist of leases for land and buildings. The Company assesses whether a contract contains a lease, at inception of a contract. A contract is, or contains, a lease if the contract conveys the right to control the use of an identified asset for a period of time in exchange for consideration. To assess whether a contract conveys the right to control the use of an identified asset, the Company assesses whether: (i) the contract involves the use of an identified asset (ii) the Company has substantially all of the economic benefits from use of the asset through the period of the lease and (iii) the Company has the right to direct the use of the asset.

At the date of commencement of the lease, the Company recognizes a right-of-use asset ("ROU") and a corresponding lease liability for all lease arrangements in which it is a lessee, except for leases with a term of twelve months or less (short-term leases) and low value leases. For these short-term and low value leases, the Company recognizes the lease payments as an operating expense on a straight-line basis over the term of the lease.

Certain lease arrangements includes the options to extend or terminate the lease before the end of the lease term. ROU assets and lease liabilities includes these options when it is reasonably certain that they will be exercised.

The right-of-use assets are initially recognized at cost, which comprises the initial amount of the lease liability adjusted for any lease payments made at or prior to the commencement date of the lease plus any initial direct costs less any lease incentives. They are subsequently measured at cost less accumulated depreciation and impairment losses.

Right-of-use assets are depreciated from the commencement date on a straight-line basis over the shorter of the lease term and useful life of the underlying asset. Right of use assets are evaluated for recoverability whenever events or changes in circumstances indicate that their carrying amounts may not be recoverable. For the purpose of impairment testing, the recoverable amount (i.e. the higher of the fair value less cost to sell and the value-in-use) is determined on an individual asset basis unless the asset does not generate cash flows that are largely independent of those from other assets. In such cases, the recoverable amount is determined for the Cash Generating Unit (CGU) to which the asset belongs.

The lease liability is initially measured at amortized cost at the present value of the future lease payments. The lease payments are discounted using the interest rate implicit in the lease or, if not readily determinable, using the incremental borrowing rates in the country of domicile of these leases. Lease liabilities are remeasured with a corresponding adjustment to the related right of use asset if the Company changes its assessment if whether it will exercise an extension or a termination option.

Lease liability and ROU asset have been separately presented in the Balance Sheet and lease payments have been classified as financing cash flows.

The Company as a lessor:

Leases for which the Company is a lessor is classified as a finance or operating lease. Whenever the terms of the lease transfer substantially all the risks and rewards of ownership to the lessee, the contract is classified as a finance lease. All other leases are classified as operating leases.

For operating leases, rental income is recognized on a straight line basis over the term of the relevant lease.



Notes to Standalone Financial Statements for the year ended March 31, 2025

2.11 Employee benefit expenses

Employee benefits consist of contribution to provident fund, superannuation fund, gratuity fund and compensated absences.

Post-employment benefit plans

Defined Contribution plans

Payments to defined contribution retirement benefit scheme for eligible employees in the form of superannuation fund are charged as an expense as they fall due. Such benefits are classified as Defined Contribution Schemes as the Company does not carry any further obligations, apart from the contributions made.

The Company also makes contribution towards provident fund, in substance a defined contribution retirement benefit plan for qualifying employees. The provident fund is deposited with the Provident Fund Commissioner which is recognized by the Income Tax authorities.

Defined benefit plans

The liability or asset recognised in the balance sheet in respect of its defined benefit plans is the present value of the defined benefit obligation at the end of the reporting period less the fair value of plan assets. The defined benefit obligation is calculated annually by actuaries using the projected unit credit method.

The present value of the said obligation is determined by discounting the estimated future cash outflows, using market yields of government bonds that have tenure approximating the tenures of the related liability.

The interest income / (expense) are calculated by applying the discount rate to the net defined benefit liability or asset. The net interest income / (expense) on the net defined benefit liability or asset is recognised in the Statement of Profit and loss.

Re-measurement gains and losses arising from experience adjustments and changes in actuarial assumptions are recognised in the period in which they occur, directly in other comprehensive income. They are included in retained earnings in the Statement of Changes in Equity and in the Balance Sheet.

Changes in the present value of the defined benefit obligation resulting from plan amendments or curtailments are recognised immediately in profit or loss as past service cost.

Gratuity - The Company has an obligation towards gratuity, a defined benefit plan covering eligible employees. The plan provides for lump sum payment to vested employees on retirement, death while in employment or on separation. Vesting occurs upon completion of five years of service. The liability, which is determined by means of an independent actuarial valuation, is partly funded with LICI by the Company.

Short term employee benefit and other long-term employee benefits

Compensated absences which accrue to employees and which can be carried to future periods but are expected to be encashed or availed in twelve months immediately following the year end are reported as expenses during the year in which the employees perform the services that the benefit covers and the liabilities are reported at the undiscounted amount of the benefits after deducting amounts already paid. Where there are restrictions on availment of encashment of such accrued benefit or where the availment or encashment is otherwise not expected to wholly occur in the next twelve months, the liability on account of the benefit is actuarially determined using the projected unit credit method.

2.12 Foreign currency translation

The functional and presentation currency of the Company is Indian rupee

On initial recognition, all foreign currency transactions are translated into the functional currency using the exchange rates prevailing on the date of the transaction. As at the reporting date, foreign currency monetary assets and liabilities are translated at the exchange rate prevailing on the Balance Sheet date and the exchange gains or losses are recognised in the Statement of Profit and Loss.

2.13 Borrowing cost

Borrowing costs are interest and ancillary costs incurred in connection with the arrangement of borrowings. General and specific borrowing costs attributable to acquisition and construction of any qualifying asset (one that takes a substantial period of time to get ready for its designated use or sale) are capitalised until such time as the assets are substantially ready for their intended use or sale, and included as part of the cost of that asset. Investment income earned on the temporary investment of specific borrowings pending their expenditure on qualifying assets is deducted from the borrowing costs

Notes to Standalone Financial Statements for the year ended March 31, 2025

eligible for capitalisation. Capitalisation of borrowing costs is suspended in the period during which the active development is delayed beyond reasonable time due to other than temporary interruption. All the other borrowing costs are recognised in the Statement of Profit and Loss within Finance costs of the period in which they are incurred.

2.14 Segment reporting

Operating segments are defined as components of an enterprise for which discrete financial information is available that is evaluated regularly by the Chief Operating Decision Maker (CODM), in deciding how to allocate resources and assessing performance. The Company's CODM is the CEO.

Segment revenue, segment expenses, segment assets and segment liabilities have been identified to segments on the basis of their relationship to the operating activities of the segment. Inter segment revenue is accounted on the basis of transactions which are primarily determined based on market / fair value factors. Revenue, expenses, assets and liabilities which relate to the Company as a whole and are not allocable to segments on a reasonable basis have been included under "unallocated revenue / expenses / assets / liabilities".

2.15 Taxation

The income tax expense represents the sum of the tax currently payable and deferred tax.

Current tax

The tax currently payable is based on taxable profit for the year. Taxable profit differs from net profit as reported in profit or loss because it excludes items of income or expense that are taxable or deductible in other years and it further excludes items that are never taxable or deductible. The company's liability for current tax is calculated using tax rates that have been enacted or substantively enacted by the end of the reporting period.

A provision is recognised for those matters for which the tax determination is uncertain but it is considered probable that there will be a future outflow of funds to a tax authority. The provisions are measured at the best estimate of the amount expected to become payable.

Deferred tax

Deferred tax is the tax expected to be payable or recoverable on differences between the carrying amounts of assets and liabilities in the financial statements and the corresponding tax bases used in the computation of taxable profit, and is accounted for using the liability method. Deferred tax liabilities are generally recognised for all taxable temporary differences and deferred tax assets are recognised to the extent that it is probable that taxable profits will be available against which deductible temporary differences can be utilised.

Deferred tax is calculated at the tax rates that are expected to apply in the period when the liability is settled or the asset is realised based on tax laws and rates that have been enacted or substantively enacted at the reporting date.

The measurement of deferred tax liabilities and assets reflects the tax consequences that would follow from the manner in which the company's expects, at the end of the reporting period, to recover or settle the carrying amount of its assets and liabilities.

Deferred tax assets and liabilities are offset when there is a legally enforceable right to set off current tax assets against current tax liabilities and when they relate to income taxes levied by the same taxation authority and the Group intends to settle its current tax assets and liabilities on a net basis.

2.16 Accounting of provisions, contingent liabilities and contingent assets

Provisions are recognized, when there is a present legal or constructive obligation as a result of past events, where it is probable that there will be outflow of resources to settle the obligation and when a reliable estimate of the amount of the obligation can be made. Where a provision is measured using the cash flows estimated to settle the present obligation, its carrying amount is the present value of those cash flows. Where the effect is material, the provision is discounted to net present value using an appropriate current market-based pre-tax discount rate and the unwinding of the discount is included in finance costs.

Contingent liabilities are recognised only when there is a possible obligation arising from past events, due to occurrence or non-occurrence of one or more uncertain future events, not wholly within the control of the Company, or where any present obligation cannot be measured in terms of future outflow of resources, or where a reliable estimate of the obligation cannot be made. Obligations are assessed on an ongoing basis and only those having a largely probable outflow of resources are provided for.



Notes to Standalone Financial Statements for the year ended March 31, 2025

Contingent assets are not recognised in the financial statements unless an inflow of economic benefits is probable.

2.17 Dividend to equity shareholders

Dividends paid (including income tax thereon) is recognized in the period in which the interim dividends are approved by the Board of Directors, or in respect of the final dividend when approved by shareholders in the general meeting.

2.18 Earnings per share (EPS)

Basic EPS is computed by dividing the profit or loss attributable to the equity shareholders of the Company by the weighted average number of Ordinary equity shares outstanding during the year.

Diluted EPS is computed by adjusting the profit or loss attributable to the ordinary equity shareholders and the weighted average number of ordinary equity shares, for the effects of all dilutive potential Ordinary shares.

2.19 Use of estimates and judgement

The preparation of the financial statements in conformity with Ind AS requires the management to make estimates and assumptions considered in the reported amounts of assets and liabilities (including contingent liabilities) and the reported income and expenses during the year. The Management believes that the estimates used in preparation of the financial statements are prudent and reasonable. Future results could differ due to these estimates and the differences between the actual results and the estimates are recognised in the periods in which the results are known / materialise.

Judgements

In the process of applying the Company's accounting policies, management has made the following judgements, apart from those involving estimates, which have the most significant effect on the amounts recognised in the financial statements:

Recognition of deferred tax assets

The extent to which deferred tax assets can be recognized is based on an assessment of the probability that future taxable income will be available against which the deductible temporary differences and tax loss carry-forwards can be utilized. In addition, significant judgment is required in assessing the impact of any legal or economic limits or uncertainties in various tax jurisdictions.

Estimates and assumptions

The key assumptions concerning the future and other key sources of estimation uncertainty at the reporting date, that have a significant risk of causing a material adjustment to the carrying amounts of assets and liabilities within the next financial year, are described below. The Company based its assumptions and estimates on parameters available when the financial statements were prepared. Existing circumstances and assumptions about future developments, however, may change due to market changes or circumstances arising that are beyond the control of the Company. Such changes are reflected in the assumptions when they occur.

Impairment of non-financial assets

In assessing impairment, management estimates the recoverable amount of each asset or cash-generating units based on expected future cash flows and uses an interest rate to discount them. Estimation uncertainty relates to assumptions about future operating results and the determination of a suitable discount rate.

Inventories

Management estimates the net realizable values of inventories, taking into account the most reliable evidence available at each reporting date. The future realization of these inventories may be affected by future technology or other market-driven changes that may reduce future selling prices.

Biological Assets

Management estimates the fair value less costs to sell of biological assets, taking into account the most reliable evidence available at each reporting date. The future realization of these biological assets may be affected by their survival rate, age and / or other market-driven changes that may reduce the future economic benefits associated with such assets. The fair value is arrived at based on the observable market prices of biological assets adjusted for cost to sells, as applicable.

Defined Benefit Obligation (DBO)

Management's estimate of the DBO is based on a number of critical underlying assumptions such as attrition rate, mortality, discount rate and anticipation of future salary increases. Variation in these assumptions may significantly impact the DBO amount and the annual defined benefit expenses (as analyzed in Note 40).

Notes to Standalone Financial Statements for the year ended March 31, 2025

Useful lives of depreciable assets

Management reviews its estimate of the useful lives of depreciable assets at each reporting date, based on the expected utility of the assets. Uncertainties in these estimates relate to technological obsolescence that may change the utility of certain assets.

Fair value measurement of financial instruments

Fair value is the price that would be received to sell an asset or paid to transfer a liability in an orderly transaction between market participants at the measurement date. The fair value measurement is based on the presumption that the transaction to sell the asset or transfer the liability takes place either:

- (i) In the principal market for the asset or liability, or
- (ii) In the absence of a principal market, in the most advantageous market for the asset or liability

Management uses valuation techniques to determine the fair value of financial instruments (where active market quotes are not available) and non-financial assets. This involves developing estimates and assumptions consistent with how market participants would price the instrument. Management bases its assumptions on observable data as far as possible but this is not always available. In that case management uses the best information available. Estimated fair values may vary from the actual prices that would be achieved in an arm's length transaction at the reporting date.

Current and non-current classification

All assets and liabilities have been classified as current or non-current as per the Company's normal operating cycle and other criteria set out in the Schedule III to the Companies Act, 2013. Based on the nature of products and time between the acquisition of assets for processing and their realization in cash and cash equivalents, the company has ascertained its operating cycle as 12 months for the purpose of current or non-current classification of assets and liabilities.

2.20 Recent pronouncements

Ministry of Corporate Affairs ("MCA") notifies new standard or amendments to the existing standards under Companies (Indian Accounting Standards) Rules as issued from time to time. On March 31, 2023, MCA amended the Companies (Indian Accounting Standards) Rules, 2015 by issuing the Companies (Indian Accounting Standards) Amendment Rules, 2023, applicable from April 1, 2023, as below:

i) Ind AS 1 – Presentation of Financial Statements

The amendments require companies to disclose their material accounting policies rather than their significant accounting policies. Accounting policy information, together with other information, is material when it can reasonably be expected to influence decisions of primary users of general-purpose financial statements. The Company does not expect this amendment to have any significant impact in its financial statements.

ii) Ind AS 12 – Income Taxes

The amendments clarify how companies account for deferred tax on transactions such as leases and decommissioning obligations. The amendments narrowed the scope of the recognition exemption in paragraphs 15 and 24 of Ind AS 12 (recognition exemption) so that it no longer applies to transactions that, on initial recognition, give rise to equal taxable and deductible temporary differences. The Company is evaluating the impact, if any, in its financial statements.



Notes to Standalone Financial Statements for the year ended March 31, 2025

(All amounts are in Rs. Lakhs)

Note No. 3a Property, plant and equipment

Particulars	As at March 31, 2025	As at March 31, 2024
Property, plant and equipment ("PPE")		
Freehold land	545.28	545.28
Building	3,772.80	3,508.92
Plant and equipment	2,743.54	2,643.80
Furniture and fixtures	45.03	54.04
Vehicles	123.72	125.67
Office equipment	182.75	202.54
Computers	26.35	34.64
Total	7,439.47	7,114.89

Particulars	Freehold land	Building	Plant and equipment	Furniture and fixtures	Vehicles	Office equipment	Computers	Total PPE
Cost or Deemed Cost								
As at Apr 01, 2023	545.28	4,799.11	6,219.27	137.33	327.86	249.06	138.26	12,416.17
Additions	-	113.59	332.48	19.19	0.88	152.38	14.66	633.18
Disposals/Write off	-	-	-	-	-	(1.62)	(7.33)	(8.95)
Transfer	-	-	-	-	-	-	-	-
As at Mar 31, 2024	545.28	4,912.70	6,551.75	156.52	328.74	399.82	145.59	13,040.40
Additions	-	472.69	509.38	2.12	36.46	49.37	7.46	1,077.48
Disposals/Write off	-	-	-	-	-	-	-	-
Transfer	-	-	-	-	-	-	-	-
As at Mar 31, 2025	545.28	5,385.39	7,061.13	158.64	365.20	449.19	153.05	14,117.88
Depreciation and Impairment								
As at Apr 01, 2023	-	1,193.11	3,340.18	94.35	165.94	151.69	104.34	5,049.60
Depreciation charge for the Period	-	210.67	567.77	8.13	37.12	47.13	13.53	884.36
Disposals/Write off	-	-	-	-	-	(1.54)	(6.92)	(8.46)
As at Mar 31, 2024	-	1,403.78	3,907.95	102.48	203.06	197.28	110.95	5,925.50
Depreciation charge for the Period	-	208.81	409.64	11.13	38.42	69.16	15.75	752.91
Disposals/Write off	-	-	-	-	-	-	-	-
As at Mar 31, 2025	-	1,612.59	4,317.59	113.61	241.48	266.44	126.70	6,678.41
Carrying Amount								
As at Mar 31, 2024	545.28	3,508.92	2,643.80	54.04	125.67	202.54	34.64	7,114.89
As at Mar 31, 2025	545.28	3,772.80	2,743.54	45.03	123.72	182.75	26.35	7,439.47

Note:

- All the title deeds of all the immovable property (other than properties where Company is the lessee and lease agreements are duly executed in the favour of the lessee) are in the name of the Company.
- On March 11, 2024, the Company entered into a transfer agreement with KCT Group Trust, to acquire the identified assets of the Trust as mentioned below:

Particulars	As at March 31, 2025	As at March 31, 2024
Purchase of PPE	-	71.00
Purchase consideration	-	71.00

Notes to Standalone Financial Statements for the year ended March 31, 2025

Note No. 3b Capital work-in-progress

(All amounts are in Rs. Lakhs)

Carrying Amount	As at March 31, 2025	As at March 31, 2024
Capital work-in-progress	47.37	183.85
Particulars	Capital work-in-progress	
As at Apr 01, 2023	437.65	
Add: Additions	379.38	
Less: Capitalizations	(633.18)	
As at Apr 31, 2024	183.85	
Add: Additions	1,041.01	
Less: Capitalizations	(1,177.49)	
As at March 31, 2025	47.37	

Ageing Schedule of Capital work-in-progress as on Mar 31, 2025 is as follows -

Capital work-in-progress	Less than 1 year	1-2 years	2-3 years	More than 3 years	Total
Projects in Progress	25.85	21.52	-	-	47.37

Ageing Schedule of Capital work-in-progress as on Mar 31, 2024 is as follows -

Capital work-in-progress	Less than 1 year	1-2 years	2-3 years	More than 3 years	Total
Projects in Progress	142.29	41.56	-	-	183.85

The Company doesn't have capital-work-in-progress, whose completion is overdue or has exceeded its cost compared to its original plan.

Note No. 4. Right of use assets and Lease Liabilities

Right- of-use (ROU) assets :

Following are the changes in the carrying value of right of use assets:

Carrying Amount	As at March 31, 2025	As at March 31, 2024
Right -of -Use assets	4.76	40.08
Particulars	Category of ROU asset Buildings	
Carrying Amount :		
As at Apr 01, 2023	218.65	
Additions	-	
Disposal	-	
As at Mar 31, 2024	218.65	
Additions	-	
Disposal	-	
As at Mar 31, 2025	218.65	

Notes to Standalone Financial Statements for the year ended March 31, 2025

(All amounts are in Rs. Lakhs)

Particulars	Category of ROU asset Buildings
Amortisation and Impairment	
As at Apr 01, 2023	131.64
Amortisation charge for the year	46.93
As at Mar 31, 2024	178.57
Amortisation charge for the year	35.32
As at Mar 31, 2025	213.89
Carrying amount as at Mar 31, 2024	40.08
Carrying amount as at Mar 31, 2025	4.76

The aggregate amortisation expense on ROU assets is included under depreciation and amortisation expense (Note-30) in the Statement of Profit and Loss.

Lease Liabilities :

The following is the break-up of current and non-current lease liabilities:

Particulars	As at March 31, 2025	As at March 31, 2024
Current lease liabilities	5.88	41.69
Non-current lease liabilities	-	5.88
Total	5.88	47.57

Particulars	Lease Liabilities
Cost :	
As at Apr 01, 2023	146.85
Additions	-
Disposal	-
As at Mar 31, 2024	146.85
Additions	-
Disposal	-
As at Mar 31, 2025	146.85
Finance cost accrued during the period	6.75
Less : Payment of lease liabilities	57.14
Add: Adjustment during the year	0.01
As at Mar 31, 2024	47.57
Finance cost accrued during the period	2.57
Less : Payment of lease liabilities	44.26
As at Mar 31, 2025	5.88
Carrying amount as at Mar 31, 2024	47.57
Carrying amount as at Mar 31, 2025	5.88

The Company does not face a significant liquidity risk with regard to its lease liabilities as the current assets are sufficient to meet the obligations related to lease liabilities as and when they fall due.

Notes to Standalone Financial Statements for the year ended March 31, 2025

(All amounts are in Rs. Lakhs)

The table below provides details regarding the contractual maturities of net investment in ROU asset on an undiscounted basis:

Particulars	As at March 31, 2025		As at March 31, 2024	
	Within 1 Year	1-5 Years	Within 1 Year	1-5 Years
Non-Cancellable Lease payable	5.95	-	44.26	5.95

The Company is obligated under cancellable and non-cancellable leases for office premises, warehouses, etc. total rental expense under operating lease for the year ended Mar 31, 2025 amounted to Rs. 117.62 Lakhs (For the year ended Mar 31, 2024: Rs. 134.43 Lakhs) (Refer Note 31).

Note No. 5 Intangible assets

Carrying Amount	As at March 31, 2025	As at March 31, 2024
Intangible asset		
Computer Software	23.09	43.27
Particulars		Computer Software
Cost or Deemed Cost		
As at Apr 01, 2023		201.35
Additions		-
As at Mar 31, 2024		201.35
Additions		-
As at Mar 31, 2025		201.35
Amortisation and Impairment		
As at Apr 01, 2023		137.66
Amortisation charge for the year		20.44
As at Mar 31, 2024		158.10
Amortisation charge for the year		20.16
As at Mar 31, 2025		178.26
Carrying Amount		
As at Mar 31, 2024		43.27
As at Mar 31, 2025		23.09

Note No. 6 Non - current Investments

Particulars	As at March 31, 2025	As at March 31, 2024
Investments in Equity instruments (unquoted) (fully paidup)		
Investments in subsidiary (at cost)	13.50	13.50
135,000 (Equity shares as at Mar 31, 2024) of Rs.10/- each fully paid up in Waterbase Frozen Food Private Limited*		
	13.50	13.50

Notes:

Particulars	As at March 31, 2025	As at March 31, 2024
Aggregate amount of quoted investments	-	-
Aggregate amount of unquoted investments	13.50	13.50
Aggregate amount of impairment in value of investment	-	-

*Formerly Known as Saatatya Vistaar Oorja Bengaluru Private Limited

Note: During the year ended Mar 31, 2024, advances given to the subsidiary company aggregating to Rs. 8.00 Lakhs has been converted to equity shares of the Subsidiary Company.

Notes to Standalone Financial Statements for the year ended March 31, 2025

(All amounts are in Rs. Lakhs)

Note No. 7 Other financial assets

Particulars	As at March 31, 2025	As at March 31, 2024
A. Non Current		
Security deposits	4.97	4.97
Earmarked balances:		
Deposits with original maturity of more than twelve months (Refer note below)	486.00	1.00
Total	490.97	5.97
B. Current		
Security deposits	19.12	18.87
Interest accrued on deposits	22.70	66.75
Deposits with Original maturity more than 12 months but maturing within 12 months from the Balance Sheet date	1.00	15.00
Total	42.82	100.62

Note:

- a) Fixed Deposit of Rs.1.00 Lakh (As at Mar 31, 2024 : Rs.1.00 Lakhs) is deposited against locker rent.
b) Fixed Deposit of Rs. 485.00 Lakhs (As at Mar 31, 2024: Rs. Nil) are pledged against bank facilities.

Note No. 8 Deferred tax assets / liabilities (net)

Particulars	As at March 31, 2025	As at March 31, 2024
Deferred tax assets	1,552.77	969.88
Deferred tax liabilities	(297.93)	(304.69)
Total	1,254.84	665.19

Particulars	As at April 1, 2024	Recognised in Statement of Profit and Loss	Recognised in Other Comprehensive Income	As at March 31, 2025
A. Deferred tax assets				
Allowances for doubtful debts	488.13	(66.14)	-	421.99
Allowances for doubtful advances	29.10	-	-	29.10
Provision for gratuity and compensated absences	83.13	(20.39)	(16.08)	78.82
Provision for Inventory	8.97	41.56	-	50.53
Expenditures falling under section 43B of Income Tax Act, 1961	16.36	(14.80)	-	1.56
Difference between Lease liabilities and Right of Use Assets	1.88	(1.57)	-	0.31
Carry forward losses -unabsorbed depreciation	342.31	628.15	-	970.46
	969.88	566.81	(16.08)	1,552.77
B. Deferred tax liabilities				
Difference between book balance and tax balance of property, plant and equipment	280.23	(6.76)	-	273.47
Others	24.46	-	-	24.46
	304.69	(6.76)	-	297.93
Net deferred tax assets / (liabilities) (A-B)	665.19	573.57	(16.08)	1,254.84

Notes to Standalone Financial Statements for the year ended March 31, 2025

(All amounts are in Rs. Lakhs)

Particulars	As at April 1, 2023	Recognised in Statement of Profit and Loss	Recognised in Other Comprehensive Income	As at March 31, 2024
A. Deferred tax assets				
Allowances for doubtful debts	455.64	32.49	-	488.13
Allowances for doubtful advances	36.67	(7.57)	-	29.10
Provision for gratuity and compensated absences	74.83	18.06	(9.76)	83.13
Provision for Inventory	10.43	(1.46)	-	8.97
Expenditures falling under section 43B of Income Tax Act, 1961	15.11	1.25	-	16.36
Difference between Lease liabilities and Right of Use Assets	2.74	(0.86)	-	1.88
Carry forward losses -unabsorbed depreciation	134.74	207.57	-	342.31
	730.16	249.48	(9.76)	969.88
B. Deferred tax liabilities				
Difference between book balance and tax balance of property, plant and equipment	311.36	(31.13)	-	280.23
Others	24.46	-	-	24.46
	335.82	(31.13)	-	304.69
Net deferred tax assets / (liabilities) (A-B)	394.34	280.61	(9.76)	665.19

Note:

The company has considered the fact that there were repetitive losses in the recent financial years which are primarily due to certain market conditions. The company has taken steps to improve the profitability which focus on increased volume, enhanced capacity utilisation and targeted customer engagement. The company has also enhanced its leadership focus and infrastructure to support and revive the operation profitability. These measures have started to yield the results and the company expects that the projection for the future backed by the continuous order pipeline all contribute to profitability. This will enable to utilise the deferred tax on account of business losses (carrying value of Rs. 494.27 Lakhs) and unabsorbed depreciation (Carrying Value of Rs. 473.28 Lakhs). Based on such assessment, the company believes that the deferred tax asset recoverable considering that it is probable that the entity will have sufficient profit before the expiry of such loss. As at 31st March 2025, the earliest expiry as per the existing income tax laws.

Note No. 9 Non-current tax asset (net)

Particulars	As at March 31, 2025	As at March 31, 2024
Advance income tax (including tax deducted at source)	155.98	187.48
[Net of Provision Rs.6,996.41 Lakhs, as at Mar 31, 2024: Rs. 6,858.92 Lakhs]		
Total	155.98	187.48

Note No. 10 Other assets

Particulars	As at March 31, 2025	As at March 31, 2024
A. Non Current (Unsecured)		
(i) Capital Advances	69.33	181.84
(ii) Advances Other than capital advances:		
(a) Balance Lying with government authorities	124.69	126.03
Less: Provision for doubtful deposits	(50.24)	(50.24)
	74.45	75.79
(b) Security Deposits with others	157.89	157.56



Notes to Standalone Financial Statements for the year ended March 31, 2025

(All amounts are in Rs. Lakhs)

Particulars	As at March 31, 2025	As at March 31, 2024
Less: Provision for doubtful deposits	(2.96)	(2.96)
	154.93	154.60
(iii) Prepaid expenses	92.12	20.69
Total	390.83	432.92
B. Current (Unsecured)		
(i) Advances Other than capital advances:		
(a) Advances to related parties (Refer Note (a) below)	0.12	0.12
(b) Advance to suppliers	194.56	173.44
Less: Provision for doubtful advances	(62.39)	(62.39)
	132.17	111.05
(ii) Balance lying with Government Authorities (Refer Note (b) below)	591.21	880.99
(iii) Prepaid expenses	79.11	223.38
(iv) Employee advances	37.81	10.78
Total	840.42	1,226.32

Note:

a. Advance to Suppliers includes advance given to related parties as mentioned below:

Particulars	As at March 31, 2025	As at March 31, 2024
TWL Employees Gratuity Trust (KMP having significant influence)	0.12	0.12
Total	0.12	0.12

Note:

b. Balance with Government authorities breakup as mentioned below:

Particulars	As at March 31, 2025	As at March 31, 2024
Non Current:		
Deposits for-		
Goods and Service tax Receivable [amount paid under protest as at Mar 31, 2024 : Rs.37.46 Lakhs]	37.46	37.46
CENVAT & Sales Tax Receivables [amount paid under protest is Rs.37.84 Lakhs	37.84	37.84
Customs duty Receivables	18.66	18.66
Others	30.73	32.07
Total	124.69	126.03
Current:		
Goods and Service Tax input credit	435.99	448.40
Export Incentives Receivable	155.22	432.59
Total	591.21	880.99

Note No. 11 Biological assets

Particulars	Fair Value Input	As at March 31, 2025	As at March 31, 2024
Brood Stock	Level 1	-	-
Post Laurvae	Level 2	-	-
Live Shrimp		58.60	-
Total		58.60	-

Notes to Standalone Financial Statements for the year ended March 31, 2025

(All amounts are in Rs. Lakhs)

Particulars	As at March 31, 2025	As at March 31, 2024
As at Opening date	0.00	18.25
Increase due to purchases / production / physical change	220.40	16.23
Decrease due to harvest / physical change/Sale	-	(18.11)
Decrease due to Internal consumption	(161.80)	(16.37)
Net change in the fair value less estimated cost to sell	-	-
Total	58.60	0.00

Note : Details and fair valuation of Biological Assets

Biological assets of the Company are in the nature of Consumable Biological Assets. It is bifurcated into Brood Stock, i.e. the Parents and harvested species which undergo biological transformation under different stages as Nauplii, Zoea, Mysis and Post Larvae. The Company sells the biological assets at Nauplii, Post Larvae Stages and Live shrimps. The Brood Stock has a maximum useful life of 5 months for laying eggs. and thereafter these are scrapped.

Biological Assets is measured at fair value less costs to sell, with any change recognised in the Statement of Profit and Loss. Costs to sell are the incremental costs directly attributable to the disposal of biological asset, excluding finance costs and income taxes. Costs to sell include all costs that would be necessary to sell the assets, including direct selling costs. The transmission phase from Nauplii to Zoea and Mysis are not considered as significant transformation of biological asset and hence Zoea and Mysis are not valued as per Ind AS - 41, "Agriculture".

The fair value of biological assets is based on its market condition as on the reporting date. The quoted price in the market is the appropriate basis for determining the fair value of these biological assets.

In the event that market determined prices or values are not available for biological assets in its present condition we use the present value of the expected net cashflows from the asset discounted at a current market determined rate in determining fair value.

Fair Value Inputs are summarised as follows:

Level 1 Price Inputs – are quoted prices (unadjusted) in active markets for identical assets or liabilities that can be accessed at the measurement date.

Level 2 Price Inputs – are inputs other than quoted prices included within Level 1 that are observable for the asset or liability, either directly (i.e. as prices) or indirectly (i.e. derived from prices).

Level 3 Price Inputs – are inputs for the asset or liability that are not based on observable market data (unobservable inputs).

Note No. 12 Inventories

Particulars	As at March 31, 2025	As at March 31, 2024
(Lower of Cost and Net Realisable Value)		
Raw materials	846.42	2,179.36
Work-in-progress	359.89	458.74
Finished goods	7,157.20	4,950.34
Stock-in-trade (Traded goods)	72.01	147.80
Stores and spares	476.90	554.41
Total	8,912.42	8,290.65
Stock-in-transit:included in :		
Finished goods	1,392.81	1,186.93

Notes:

- The cost of inventories recognised as an expense during the year is Rs. 21,038.00 Lakhs, (As at Mar 31, 2024: Rs. 25,542.50 Lakhs)
- The carrying value of inventories is not provisions of Rs.200.77 Lakhs (as at Mar 31, 2024 Rs. 35.62 Lakhs)

Notes to Standalone Financial Statements for the year ended March 31, 2025

(All amounts are in Rs. Lakhs)

Note No. 13 Trade receivables

(a) Current

Particulars	As at March 31, 2025	As at March 31, 2024
(a) Secured, considered good	1,062.95	2,174.26
(b) Unsecured, considered good	2,325.26	2,210.51
Less: Allowance for Expected Credit Loss	(60.61)	(129.64)
(c) Credit impaired	560.12	1,809.84
Less: Allowance for Expected Credit Loss	(560.12)	(1,809.84)
Total	3,327.60	4,255.13

(b) Non Current

Particulars	As at March 31, 2025	As at March 31, 2024
(a) Secured, considered good	790.47	-
(b) Unsecured, considered good	-	-
Less: Allowance for Expected Credit Loss	-	-
(c) Credit impaired	1,055.50	-
Less: Allowance for Expected Credit Loss	(1,055.50)	-
Total	790.47	-

- (i) No trade receivable are due from directors or other officers of the Company either severally or jointly with any other person. While the trade receivable due from firms or private companies respectively in which any director is a partner, a director or a member is Rs. Nil (As at Mar 31, 2024 - Rs. Nil).
- (ii) There are 5 major customers having significant balances, i.e. exceeding 5% of the total trade receivables as at Mar 31, 2025 and 4 major customers having significant balances as at Mar 31, 2024 amounting to Rs. 1,981.22 Lakhs and Rs. 1,758.45 Lakhs respectively.
- (iii) Refer Note 41 for information about credit risk and market risk of trade receivables.
- (iv) Trade receivables are generally on terms of 0 to 120 days based upon the credit worthiness of the customers.
- (v) **Ageing schedule of trade receivables as on Mar 31, 2025 outstanding from due date of payment is as follows -**

(a) Current

Particulars	Outstanding for following periods from due date of Payments						Total
	Not due	Less than 6 months	6 months - 1 year	1- 2 years	2-3 years	More than 3 years	
i) Undisputed Trade Receivables							
Considered good - Secured	53.23	7.24	16.98	122.01			199.46
Considered good - Unsecured	1,598.76	632.56	51.94	42.01	-	-	2,325.27
ii) Disputed Trade Receivables							
Considered good - Secured	-	-	-	41.43	164.84	657.21	863.48
Considered doubtful - Unsecured	-	0.05	-	254.28	133.18	172.61	560.12
Total Trade receivables	1,651.99	639.85	68.92	459.73	298.02	829.82	3,948.33
Less: Allowance for Loss							(620.73)
Net Trade receivables	1,651.99	639.85	68.92	459.73	298.02	829.82	3,327.60

Notes to Standalone Financial Statements for the year ended March 31, 2025

(All amounts are in Rs. Lakhs)

(b) Non Current

Particulars	Outstanding for following periods from due date of Payments						
	Not due	Less than 6 months	6 months - 1 year	1- 2 years	2-3 years	More than 3 years	Total
i) Undisputed Trade Receivables							
Considered good - Secured	-	-	-	-	-	-	-
Considered good - Unsecured	-	-	-	-	-	-	-
ii) Disputed Trade Receivables							
Considered good - Secured	-		-	0.15	336.80	453.52	790.47
Considered doubtful - Unsecured	-	0.06	-	32.49	111.88	911.07	1,055.50
Total Trade receivables	-	0.06	-	32.64	448.68	1,364.59	1,845.97
Less: Allowance for Loss							(1,055.50)
Net Trade receivables	-	0.06	-	32.64	448.68	1,364.59	790.47

(vi) Ageing Schedule of Trade Receivable as on March 31, 2024 outstanding from due date of payment is as follows-

Particulars	Outstanding for following periods from due date of Payments						
	Not due	Less than 6 months	6 months - 1 year	1- 2 years	2-3 years	More than 3 years	Total
i) Undisputed Trade Receivables							
Considered good - Secured	91.06	180.98	3.74	-	-	-	275.78
Considered good - Unsecured	1,407.48	672.64	120.85	8.43	0.31	0.80	2,210.51
ii) Disputed Trade Receivables							
Considered good - Secured	-	0.01	41.47	503.60	92.12	1,261.28	1,898.48
Considered doubtful - Unsecured	-	0.08	65.65	231.67	27.15	1,485.29	1,809.84
Total Trade receivables	1,498.54	853.71	231.71	743.70	119.58	2,747.37	6,194.61
Less: Allowance for Loss							(1,939.48)
Net Trade receivables	1,498.54	853.71	231.71	743.70	119.58	2,747.37	4,255.13

(vii) Expected credit loss model

The Company considers the profile of each customers and the credit worthiness in determining the credit losses of Trade receivables. The provision has been made based upon expected credit loss on the basis of past trend and also based on the provision policy framed by the management after adjusting the market value of the security taken from the customers in the form of mortgage properties and bank guarantee.

(viii) Movement in the Allowances for Doubtful trade receivables (expected credit loss allowance):

Particulars	As at March 31, 2025	As at March 31, 2024
Balance at beginning of the year	1,939.48	1,810.40
Movement in expected credit loss allowance on trade receivables		
Less: Reversal of provision	351.86	-
Add: Provisions for bad and doubtful debts	88.61	129.08
Balance at end of the year	1,676.23	1,939.48



Notes to Standalone Financial Statements for the year ended March 31, 2025

(All amounts are in Rs. Lakhs)

Note No. 14 Cash and cash equivalents

Particulars	As at March 31, 2025	As at March 31, 2024
Cash on hand	2.44	2.72
Balances with banks:		
In current accounts	42.38	31.99
Deposits with original maturity of less than three months	-	-
Total	44.82	34.71

14A For Statement of Cash flow, cash and cash equivalents comprise of the following:

Particulars	As at March 31, 2025	As at March 31, 2024
Cash in hand	2.44	2.72
Balances with banks:		
In current accounts	42.38	31.99
Less: Cash Credit Facilities	1,881.35	343.11
Total	(1,836.53)	(308.40)

Note No. 15 Other balances with bank

Particulars	As at March 31, 2025	As at March 31, 2024
Earmarked balances:		
Unclaimed dividend account	54.45	71.43
Balances with banks:		
Deposits with original maturity of more than 3 months but less than 12 months (Refer note (a) below)	565.57	1,590.77
Total	620.02	1,662.20

Notes:

- (a) Fixed Deposit of Rs. 565.57 Lakhs (As at Mar 31, 2024: Rs. 566.57 Lakhs are pledged against bank guarantees [Refer Note 34(b)] and Fixed deposit of Rs.485.00 Lakhs are pledged against Sanction Limit of Bank

Note No. 16 Equity Share capital

a. Particulars	As at March 31, 2025	As at March 31, 2024
Authorised :		
6,00,00,000 equity shares of Rs.10/- each	6,000.00	6,000.00
(Mar 31, 2024 : 6,00,00,000 equity shares of Rs.10/- each)		
5,00,000 Preference shares of Rs.10/- each	500.00	500.00
(Mar 31, 2024 : 5,00,000 Preference shares of Rs.10/- each)		
Issued :		
4,14,26,779 equity shares of Rs.10/- each	4,142.68	4,142.68
(Mar 31, 2024: 4,14,26,779 equity shares of Rs.10/- each)		
Subscribed and fully paid up:		
4,14,26,779 equity shares of Rs.10/- each	4,142.68	4,142.68
(Mar 31, 2024: 4,14,26,779 equity shares of Rs.10/- each)		

Notes to Standalone Financial Statements for the year ended March 31, 2025

(All amounts are in Rs. Lakhs)

Terms and rights attached to equity shares:

The Company has only one class of equity shares having par value of Rs.10 per share. Each holder of equity shares is entitled to one vote per share. The Company declares and pays dividends in Indian rupees. The dividend proposed by the Board of Directors is subject to the approval of the shareholders in the ensuing Annual General Meeting, except in the case of interim dividend.

In the event of liquidation of the Company, the holders of equity shares will be entitled to receive remaining assets of the Company, after distribution of all preferential amount. The distribution will be in proportion to the number of equity shares held by the shareholder.

b. Reconciliation of the number of shares outstanding at the beginning and at the end of the reporting year

Particulars	As at March 31, 2025		As at March 31, 2024	
	Number of shares	Amount	Number of shares	Amount
Equity shares with Voting rights				
At the beginning of the year	41,426,779	4,142.68	41,426,779	4,142.68
Movement during the year	-	-	-	-
At the end of the year	41,426,779	4,142.68	41,426,779	4,142.68

c. Shares held by holding company

Particulars	As at March 31, 2025		As at March 31, 2024	
	Number of shares	Amount	Number of shares	Amount
Equity shares of Rs.10 each with Voting rights				
Aquavista Enterprises Private Limited (formerly known as Nav Srijit Shakthi Telangana Private Limited)	21,934,545	2,193.45	21,934,545	2,193.45

d. Details of shareholders holding more than 5% shares in the company

Particulars	As at March 31, 2025		As at March 31, 2024	
	Number of shares	% of holding in that class of shares	Number of shares	% of holding in that class of shares
Equity shares of Rs.10 each with Voting rights				
Aquavista Enterprises Private Limited (formerly known as Nav Srijit Shakthi Telangana Private Limited)	21,934,545	52.95%	21,934,545	52.95%
Karam Chand Thapar & Bros. (Coal Sales) Limited	3,241,719	7.83%	3,241,719	7.83%
KCT Financial & Management Services Private Limited	3,025,861	7.30%	3,025,861	7.30%

e. Aggregate Number of Shares allotted as fully paid-up pursuant to a Scheme of Amalgamation without payment being received in cash during the five years immediately preceding the Balance Sheet date

Particulars	As at March 31, 2025	As at March 31, 2024	As at March 31, 2023	As at March 31, 2022	As at March 31, 2021
Issued, Subscribed and Fully Paid-Up					
Equity shares of Rs.10 each with Voting rights					
Number of Shares	2,823,529	2,823,529	2,823,529	2,823,529	2,823,529

Notes to Standalone Financial Statements for the year ended March 31, 2025

(All amounts are in Rs. Lakhs)

f. Details of shares held by promoters and Promoters Group at the end of the year

Disclosure of shares held by promoters and Promoters Group as at Mar 31, 2025 and Mar 31, 2024 is as follows -

Particulars	As at March 31, 2025		As at March 31, 2024		% change during the year
	No. of Shares	% of total shares	No. of Shares	% of total shares	
Equity shares of Rs.10 each with Voting rights					
Vikramaditya Mohan Thapar	53,750	0.13%	53,750	0.13%	0.00%
Jyoti Thapar	73,500	0.18%	73,500	0.18%	0.00%
Varun Aditya Thapar	169,800	0.41%	169,800	0.41%	0.00%
Nitasha Thapar	51,875	0.13%	51,875	0.13%	0.00%
Ayesha Thapar	51,875	0.13%	51,875	0.13%	0.00%
Aquavista Enterprises Private Limited (formerly known as Nav Srijit Shakthi Telangana Private Limited)	21,934,545	52.95%	21,934,545	52.95%	0.00%
Karam Chand Thapar & Bros. (Coal Sales) Limited	3,241,719	7.83%	3,241,719	7.83%	0.00%
KCT Financial & Management Services Private Limited	3,025,861	7.30%	3,025,861	7.30%	0.00%
Total	28,602,925	69.04%	28,602,925	69.04%	0.00%

Note No. 17 Other Equity

Particulars	As at March 31, 2025	As at March 31, 2024
Securities premium	1,473.49	1,473.49
Capital reserve	1,026.10	1,026.10
General reserve	1,315.07	1,315.07
Retained earnings	7,573.09	9,308.42
Total	11,387.75	13,123.08

a. Securities premium

Particulars	As at March 31, 2025	As at March 31, 2024
Opening Balance	1,473.49	1,473.49
Movement during the year	-	-
Closing Balance	1,473.49	1,473.49

b. Capital reserve

Particulars	As at March 31, 2025	As at March 31, 2024
Opening Balance	1,026.10	1,026.10
Movement during the year	-	-
Closing Balance	1,026.10	1,026.10

Notes to Standalone Financial Statements for the year ended March 31, 2025

(All amounts are in Rs. Lakhs)

c. General reserve

Particulars	As at March 31, 2025	As at March 31, 2024
Opening Balance	1,315.07	1,315.07
Movement during the year	-	-
Closing Balance	1,315.07	1,315.07

d. Retained earnings

Particulars	As at March 31, 2025	As at March 31, 2024
Opening Balance	9,308.42	10,323.03
Loss for the year	(1,815.32)	(1,043.61)
Other Comprehensive Income for the year (net of tax)	79.99	29.00
Closing Balance	7,573.09	9,308.42

Notes:**(i) Securities premium account:**

Securities premium is used to record premium received on issue of shares. The reserve is utilised in accordance with the provisions of the Indian Companies Act, 2013 (the "Companies Act").

(ii) Capital reserve

Capital reserve represents a resource created by accumulated capital surplus and remain invested in the business for set off against any capital expenditure. This will not be distributed as dividends. The Company recognizes profit or loss on purchase, sale, issue or cancellation of the Company's own equity instruments to capital reserve.

(iii) General reserve

Under the erstwhile Companies Act 1956, a general reserve was created through an annual transfer of net profit at a specified percentage in accordance with applicable regulations. Consequent to the introduction of the Companies Act, the requirement to mandatorily transfer a specified percentage of net profit to general reserve has been withdrawn.

(iv) Retained earnings

Retained earnings comprises of the Company's undistributed earnings after taxes. Such appropriations are free in nature.

Note No. 18 Provisions

Particulars	As at March 31, 2025	As at March 31, 2024
A. Non-current		
Provision for employee benefits:		
Gratuity [Refer note 40]	204.92	187.71
Compensated absences [Refer note 40]	70.73	119.81
Total	275.65	307.52
B. Current		
Provision for employee benefits:		
Compensated absences [Refer note 40]	13.11	22.83
Provision for Statutory Matters :		
Customs duty [Refer note below]	6.66	6.66
Total	19.77	29.49

Notes to Standalone Financial Statements for the year ended March 31, 2025

(All amounts are in Rs. Lakhs)

Note:

Represents Customs duty provision made for expected demand to be received from the department for short assessment and short payment of custom duty on imports made by the Company. Outflow of the same is expected within next 12 months.

Movement of provision for Custom duty is as follows:

Particulars	As at March 31, 2025	As at March 31, 2024
Opening Balance	6.66	17.34
Add: Fresh provision	-	-
Less: Utilisation	-	10.68
Closing Balance	6.66	6.66

Note No. 19 Current Borrowings

Particulars	As at March 31, 2025	As at March 31, 2024
Loans repayable on demand (Secured)		
From banks - Cash Credit Facilities/ Working Capital Demand Loan	4,381.35	2,593.11
Total	4,381.35	2,593.11

Particulars	As at March 31, 2025	As at March 31, 2024
Current		
From Banks		
Cash Credit Facilities	1,881.35	343.11
Working capital demand loan	2,500.00	2,250.00
Total	4,381.35	2,593.11

Nature of security provided:

Borrowings are secured by hypothecation of present and future stock of raw materials, work in progress, finished goods, stores and spares and debtors. Equitable mortgage over the factory land and building of the Company at Nellore and charge over property, plant and equipment of the Company, excluding vehicles.

Note No. 20 Trade payables

Particulars	As at March 31, 2025	As at March 31, 2024
Trade payables to micro enterprises and small enterprises	654.03	230.05
Sub Total (A)	654.03	230.05
Trade payables other than micro enterprises and small enterprises		
Related Parties	46.38	58.34
Others	2,549.37	2,876.28
Sub Total (B)	2,595.75	2,934.62
Total (A + B)	3,249.78	3,164.67

Notes to Standalone Financial Statements for the year ended March 31, 2025

(All amounts are in Rs. Lakhs)

Ageing schedule of trade payables as on Mar 31, 2025 outstanding from due date of payments is as follows -

Particulars	Not due	Less than 1 year	1-2 years	2-3 years	More than 3 years	Total
i) MSME	639.33	14.70	-	-	-	654.03
ii) Others	2,150.77	352.36	20.53	43.48	28.61	2,595.75
iii) Disputed dues - MSME	-	-	-	-	-	-
iv) Disputed dues - Others	-	-	-	-	-	-
	2,790.10	367.06	20.53	43.48	28.61	3,249.78

Ageing schedule of trade payables as on Mar 31, 2024 outstanding from due date of payments is as follows -

Particulars	Not due	Less than 1 year	1-2 years	2-3 years	More than 3 years	Total
i) MSME	229.79	0.26	-	-	-	230.05
ii) Others	1,727.64	1,143.15	23.25	10.40	30.18	2,934.62
iii) Disputed dues - MSME	-	-	-	-	-	-
iv) Disputed dues - Others	-	-	-	-	-	-
	1,957.43	1,143.41	23.25	10.40	30.18	3,164.67

Notes:

- (i) Refer Note 41 for information on Liquidity risk and market risk of Trade Payables.
- (ii) Dues to micro and small enterprises have been determined to the extent such parties have been identified on the basis of information collected by the management. This has been relied upon by the auditors (Refer Note 37)

Note No. 21 Other financial liabilities

Particulars	As at March 31, 2025	As at March 31, 2024
Current		
Liabilities for Discount & schemes / Others	356.97	298.25
Payable to employees	157.73	144.57
Unclaimed dividend #	54.45	71.43
Payable on purchase of property plant & Equipments	65.73	114.89
Others	62.44	-
Total	697.32	629.14

During the year ended Mar 31, 2025, Rs. 16.61 Lakhs was transferred to Investor Education and Protection Fund. (For the Year ended Mar 31, 2024 the Company was not required to transfer any unclaimed dividend to the Investor Education and Protection Fund under Section 125 of the Companies Act, 2013).

Note No. 22 Other liabilities

Particulars	As at March 31, 2025	As at March 31, 2024
Current		
Statutory remittances	120.13	75.85
Advances from customers	177.67	117.39
Others	-	26.28
Total	297.80	219.52

Notes to Standalone Financial Statements for the year ended March 31, 2025

(All amounts are in Rs. Lakhs)

Note No. 23 Revenue from operations

Particulars	For the year ended March 31, 2025	For the year ended March 31, 2024
Revenue from operations*		
(a) Manufactured	26,244.63	32,106.40
(b) Traded	697.19	987.54
Other operating revenues		
(a) Export incentives	763.70	750.37
(b) Scrap sales	51.47	75.62
(c) Others	13.67	5.38
Total	27,770.66	33,925.31

* The entire revenue is being recorded at a point in time.

A Revenue from operations disaggregated on the basis of geographical region and product lines is presented below:

For the year ended Mar 31, 2025

Particulars	India	Outside India	Total
Manufactured	13,362.98	12,881.65	26,244.63
Traded	697.19	-	697.19
Total	14,060.17	12,881.65	26,941.82

For the year ended Mar 31, 2024

Particulars	India	Outside India	Total
Manufactured	19,365.72	12,740.68	32,106.40
Traded	987.54	-	987.54
Total	20,353.26	12,740.68	33,093.94

B Reconciliation of gross revenue with the revenue from contracts with customers:

Particulars	For the year ended March 31, 2025	For the year ended March 31, 2024
Gross revenue	28,835.96	35,209.48
Less: Incentives and discounts	1,065.30	1,284.17
Net revenue recognised from contracts with customers	27,770.66	33,925.31

C The Company has recognised the following revenue-related contract liabilities and receivables from contract with customers-

Particulars	As at March 31, 2025	As at March 31, 2024
Contract liabilities - Advance from customers [Refer Note 22]	177.67	117.39

Notes to Standalone Financial Statements for the year ended March 31, 2025

(All amounts are in Rs. Lakhs)

The change in Contract Liabilities are as follows:

Particulars	As at March 31, 2025	As at March 31, 2024
Contract liabilities - Opening	117.39	154.81
Add: Additions during the year, excluding amounts recognised as revenue during the year	166.02	92.34
Less: Revenue recognised in the current year which was included in Contract Liabilities	(105.74)	(129.76)
Contract Liabilities - Closing	177.67	117.39

Particulars	As at March 31, 2025	As at March 31, 2024
Trade Receivables- Gross	3,948.33	6,194.61
Less: Allowance for doubtful debt	620.73	1,939.48
Total	3,327.60	4,255.13

Note No. 24 Other Income

Particulars	For the year ended March 31, 2025	For the year ended March 31, 2024
Interest Income		
(a) On deposits carried at amortised cost	57.41	148.53
(b) On Income tax refund	11.46	72.51
(c) Others	15.37	43.13
Net Profit on foreign currency transactions	18.19	-
Liability no longer required written back	351.86	36.98
Recovery of bad debts earlier written off	5.99	3.95
Others	62.07	3.11
Total	522.35	308.21

Note No. 25 Cost of materials consumed

Particulars	For the year ended March 31, 2025	For the year ended March 31, 2024
Opening stock	2,179.36	2,999.81
Add: Purchases	21,532.55	25,845.55
	23,711.91	28,845.36
Less: Closing stock	846.42	2,179.36
Total consumption of raw materials	22,865.49	26,666.00

Particulars	For the year ended March 31, 2025	For the year ended March 31, 2024
Details of materials consumed		
Soya	1,427.52	2,810.06
Fish meal	1,955.18	3,343.75
Raw and processed shrimps	13,747.43	11,611.08
Other materials	5,735.36	8,901.11
Total	22,865.49	26,666.00

Notes to Standalone Financial Statements for the year ended March 31, 2025

(All amounts are in Rs. Lakhs)

Note No. 26 Purchase of stock-in-trade

Particulars	For the year ended March 31, 2025	For the year ended March 31, 2024
Shrimp feeds, processed crabs and others	263.33	446.68
Total	263.33	446.68

Particulars	For the year ended March 31, 2025	For the year ended March 31, 2024
Details of Purchase of stock-in-trade		
BayLife VC-9 (10kg)	53.55	140.45
Baylife Baymin	47.60	104.22
Other materials	162.18	202.01
Total	263.33	446.68

Note No. 27 Changes in inventories of finished goods, work in progress, stock in trade and biological assets

Particulars	For the year ended March 31, 2025	For the year ended March 31, 2024
Inventories at the end of the year :		
(a) Finished goods	7,157.20	4,950.34
(b) Work-in-progress	359.89	458.74
(c) Stock-in-trade	72.01	147.80
(d) Biological assets	58.60	-
	7,647.70	5,556.88
Inventories at the beginning of the year :		
(a) Finished goods	4,950.34	3,509.41
(b) Work-in-progress	458.74	384.27
(c) Stock-in-trade	147.80	74.77
(d) Biological assets	-	18.25
	5,556.88	3,986.70
Increase in Inventories	(2,090.82)	(1,570.18)

Note No. 28 Employee benefits expense

Particulars	For the year ended March 31, 2025	For the year ended March 31, 2024
Salaries, wages and bonus	1,963.32	2,311.61
Contribution to provident, gratuity and other funds [Refer note 40]	173.71	173.29
Staff welfare expenses	198.28	173.07
Total	2,335.31	2,657.97

29 Finance costs

Particulars	For the year ended March 31, 2025	For the year ended March 31, 2024
Interest on borrowings	184.29	189.10
Interest on others	0.23	11.92
Other borrowing costs	88.34	92.85
Interest on Lease liabilities (Refer note 4)	2.57	6.75
Total	275.43	300.62

Notes to Standalone Financial Statements for the year ended March 31, 2025

(All amounts are in Rs. Lakhs)

Note No. 30 Depreciation and amortization expenses

Particulars	For the year ended March 31, 2025	For the year ended March 31, 2024
Depreciation on Property, plant and equipment (Refer note 3(a))	752.91	884.36
Amortisation on Right to Use Asset (Refer note 4)	35.32	46.93
Amortization on Intangible assets (Refer note 5)	20.16	20.44
Total	808.39	951.73

Note No. 31 Other expenses

Particulars	For the year ended March 31, 2025	For the year ended March 31, 2024
Consumption of stores and spares	467.71	506.79
Power and fuel	831.04	851.35
Rent (Refer note 4)	117.62	134.43
Processing charges	213.09	247.84
Export Commission	149.93	214.97
Repairs and maintenance:		
Plant and machinery	47.29	46.11
Buildings	3.20	22.03
Others	159.59	171.41
Vehicle maintenance	14.04	21.02
Contract Labour	1,059.31	964.61
Security charges	86.44	92.15
Insurance	68.80	64.05
Rates and taxes	325.60	60.14
Freight outward	678.30	640.20
Selling expenses	100.26	86.83
Payment discount	519.15	741.08
Professional charges	309.75	255.37
Secretarial expenses	18.17	27.29
Travelling expenses	300.67	399.17
Business communication expenses	30.24	27.67
Auditors' remuneration (excluding indirect tax):		
(i) As auditors - audit fees	13.00	13.00
(ii) For other services		
(a) Tax audit fees	1.77	1.50
(b) Limited Review and Other Services	7.01	8.00
(iii) For reimbursement of expenses	-	0.93
Corporate social responsibility expenses [Refer note 36]	-	6.18
Directors' sitting fees	9.20	10.50
Net loss on foreign currency transactions	-	10.82
Property, plant and equipment written off	-	0.49
Advance written off	2.78	30.08
(Reversal of provision) / Provisions for doubtful advances	-	(30.08)
Allowance for expected credit loss	88.61	129.08

Notes to Standalone Financial Statements for the year ended March 31, 2025

(All amounts are in Rs. Lakhs)

Particulars	For the year ended March 31, 2025	For the year ended March 31, 2024
(Reversal of provision) / Provision for Inventories	165.15	-
Advertisement and Business Promotion	77.95	84.98
Miscellaneous expenses	359.10	264.93
Total	6,224.77	6,104.92

Note No. 32 Tax expenses

Particulars	For the year ended March 31, 2025	For the year ended March 31, 2024
32. a. Income tax recognised in Standalone Statement of Profit and Loss		
Current tax		
In respect of current year	-	-
	-	-
32. b. Deferred tax recognised in Standalone Statement of Profit and Loss		
Deferred tax		
In respect of current year	(573.57)	(280.61)
Total	(573.57)	(280.61)

Note: Reconciliation of the accounting profit to the income tax expense for the year is summarised below:

Particulars	For the year ended March 31, 2025	For the year ended March 31, 2024
Loss before tax	(2,388.89)	(1,324.22)
Income tax expense calculated at 25.168%	(601.24)	(333.30)
Effect of expenses that are not deductible in determining taxable profit		1.55
On account of difference in the carry forward losses based on return filed	27.67	51.14
Total	(573.57)	(280.61)

Particulars	For the year ended March 31, 2025	For the year ended March 31, 2024
32.c. Income tax recognised in other comprehensive income		
Deferred tax		
Arising on remeasurement gain on defined benefit plans	(16.08)	9.76
Total	(16.08)	9.76

Note No. 33 Earnings per share (EPS)

Basic EPS amounts are calculated by dividing the profit for the year attributable to equity holders of the Company by the weighted average number of equity shares outstanding during the year.

Diluted EPS amounts are calculated by dividing the profit attributable to equity holders of the Company by the weighted average number of equity shares outstanding during the year plus the weighted average number of equity shares that would be issued on conversion of all the dilutive potential equity shares into equity shares.

The following reflects the income and share data used in the basic and diluted EPS computations:

Particulars	For the year ended March 31, 2025	For the year ended March 31, 2024
Loss after tax	(1,815.32)	(1,043.61)
Weighted Average Number of Equity Shares for Basis EPS	41,426,779	41,426,779
Weighted Average Number of Equity Shares for Diluted EPS	41,426,779	41,426,779

Notes to Standalone Financial Statements for the year ended March 31, 2025

(All amounts are in Rs. Lakhs)

Particulars	For the year ended March 31, 2025	For the year ended March 31, 2024
Face Value of Share (Rs.)	10	10
Earnings Per Share - Basic (Rs.)	(4.38)	(2.52)
Earnings Per Share - Diluted (Rs.)	(4.38)	(2.52)

Note No. 34 Contingent Liabilities

The Company is involved in a number of judicial, appellate and arbitration proceedings (including those described below) concerning matters arising in the course of conduct of the Company's businesses. A summary of claims asserted on the Company in respect of these cases have been summarised below.

a. Tax contingencies

Amounts in respect of claims asserted by various revenue authorities on the Company, in respect of taxes, which are in dispute, have been tabulated below:

Particulars	As at March 31, 2025	As at March 31, 2024
Custom duty	-	535.36
Excise duty	57.58	57.58
Service tax	2.99	2.99
Sales tax	15.33	15.33
Income tax	71.27	80.96
Goods & Service Tax	539.72	539.72

The management believes that the claims made are untenable and is contesting them. As of the reporting date, the management is unable to determine the ultimate outcome of above matters. However, in the event the revenue authorities succeed with enforcement of their assessments, the Company may be required to pay some or all of the asserted claims and the consequential interest and penalties, which would reduce net income and could have a material adverse effect on net income in the respective reported period.

b. Financial Guarantee

Particulars	As at March 31, 2025	As at March 31, 2024
Bank Guarantee to Commissioner of Customs (India), US Customs & Border Protection	353.32	348.27

c. In respect of the Contingent Liabilities mentioned in Note 34.a and 34.b above pending resolution of the respective proceedings, it is not practicable for the Company to estimate the timings of cash outflows, if any. In respect of matters mentioned in Note 34.c above, the cash outflows, if any, could generally occur during the validity period of the respective guarantees in the event of default, if any, by the concerned beneficiaries. The Company does not expect any reimbursements in respect of the above contingent liabilities.

d. Refer Note.13(v) for disputed dues from customers which are at various stages of arbitration/legal proceedings. The Company duly considering the securities received, believes that no further adjustment is required in respect of these dues and expects a favourable outcome on completion of the proceedings.

Note No. 35 Commitments

Particulars	As at March 31, 2025	As at March 31, 2024
Estimated amount of contracts remaining to be executed on Capital Account and not provided for [Net of advances Rs.10.10 Lakhs ; as at Mar 31, 2024 Rs. 171.28 Lakhs]	224.87	620.32



Notes to Standalone Financial Statements for the year ended March 31, 2025

(All amounts are in Rs. Lakhs)

Note No. 36 Details of Corporate Social Responsibility expenditure

During the year, the company has spent towards Corporate Social Responsibility as mentioned under section 135 of the Companies Act, 2013 read with relevant schedule and rules made thereunder. The details of the CSR spend are given below:

Particulars	For the Year ended March 31, 2025	For the Year ended March 31, 2024
Gross amount required to be spent by the Company during the year	-	6.18
Amount spent during the year #		
(i) Construction/acquisition of any assets	-	-
(ii) On purposes other than (i) above	-	6.18
Reason for shortfall	NA	NA
Nature of CSR activities	NA	Promotion of Education

#Spent by KCT Group Trust (KMP having significant influence) towards various schemes of Corporate Social Responsibility (CSR) as prescribed under Section 135 of the Companies Act, 2013

Note No. 37 Dues to Micro and Small Enterprises

Based on and to the extent of information received by the company from the suppliers during the year regarding their status under the Micro, Small and Medium Enterprises Development Act, 2006 (MSMED Act), the relevant particulars are furnished below for the year ended 2023.

Disclosures required under Section 22 of the Micro, Small and Medium Enterprises Development Act, 2006

Particulars	For the Year ended March 31, 2025	For the Year ended March 31, 2024
(a) Principal amount due to suppliers registered under the MSMED Act and remaining unpaid as at end of the year	654.03	230.05
(b) Interest due to suppliers registered under the MSMED Act and remaining unpaid as at the end of the year	-	-
(c) Principal amounts paid to suppliers registered under the MSMED Act, beyond the appointed day during the year	-	-
(d) Interest paid, other than under Section 16 of MSMED Act, to suppliers registered under the MSMED Act, beyond the appointed day during the year	-	-
(e) Interest paid, under Section 16 of MSMED Act, to suppliers registered under the MSMED Act, beyond the appointed day during the year	-	-
(f) Interest due and payable towards suppliers registered under MSMED Act, for payments already made	-	-
(g) Further interest remaining due and payable for earlier years	-	-

Dues to micro and small enterprises have been determined to the extent such parties have been identified on the basis of information collected by the management.

Note No. 38 Segment information

The Identification of operating segments is based on and consistent with performance assessment and resource location by the chief operating decision maker.

The Company principally engaged in the business of Feed & Farmcare, Processed Shrimp, Others (Shrimp Hatchery & FFD). The financial performance relating to these business segments are evaluated regularly by the Chief Executive Officer (Chief Operating Decision Maker). Sale outside India is exceeded the reportable threshold limit, thus geographical segment information is given as follows -

Notes to Standalone Financial Statements for the year ended March 31, 2025

(All amounts are in Rs. Lakhs)

Particulars	For the Year ended March 31, 2025	For the Year ended March 31, 2024
Revenue from Operations		
(a) Within India	14,060.17	20,353.26
(b) Outside India	12,881.65	12,740.68
Total	26,941.82	33,093.94

Particulars	Shrimp Feeds		Processed Shrimp		Others		Unallocable		Total	
	March 31, 2025	March 31, 2024	March 31, 2025	March 31, 2024	March 31, 2025	March 31, 2024	March 31, 2025	March 31, 2024	March 31, 2025	March 31, 2024
(A) Revenue										
External Sales	13,059.95	20,250.54	13,390.25	13,497.95	1,320.46	176.82	-	-	27,770.66	33,925.31
Inter-segment sales	-	-	-	-	-	-	-	-	-	-
Total Revenue	13,059.95	20,250.54	13,390.25	13,497.95	1,320.46	176.82	-	-	27,770.66	33,925.31
(B) Segment Result										
Operating Profit	(543.91)	(52.17)	(1,575.85)	(872.80)	71.85	(176.90)	(65.56)	78.27	(2,113.47)	(1,023.59)
Other Income	382.72	63.29	0.02	20.84	47.94	0.44	91.67	223.65	522.35	308.21
Interest Expense	(0.06)	9.67	30.85	35.78	-	-	244.62	255.18	275.42	300.62
Income Tax										
- Current tax	-	-	-	-	-	-	-	-	-	-
- Deferred Tax	-	-	-	-	-	-	(573.44)	(280.61)	(573.44)	(280.61)
Net Profit/(Loss)	(544.35)	(61.83)	(1,606.69)	(908.58)	71.85	(176.91)	(310.18)	(176.90)	(2,389.37)	(1,324.22)
(C) Other Information										
a. Segment Assets	8,885.14	11,456.82	11,028.22	8,228.64	1,682.43	1,540.34	2,862.19	3,030.98	24,457.98	24,256.78
b. Segment Liabilities	2,618.90	3,033.10	1,706.36	1,073.81	65.44	20.43	4,536.85	2,863.68	8,927.55	6,991.02
c. Other Information										
Depreciation	507.00	624.17	174.92	191.01	80.17	86.91	46.30	49.64	808.39	951.73
Capital Employed	6,266.24	8,423.72	9,321.87	7,154.83	1,616.99	1,519.91	(1,674.65)	167.30	15,530.43	17,265.76

Nature of the Segment

- Shrimp Feed is manufactured & marketed to the farmers, which is used in Aqua culture to grow shrimp.
- Processed Shrimps are packed and sold it to the export market customer.
- Others includes production and sale of shrimp seeds to aqua farmers & Frozen sea food sold domestically.

Notes

- Unallocable corporate income includes majorly interest income & Unallocable expenditure majorly includes Finance Cost, secretarial cost, Professional charges & Corporate Social Responsibility expenses not allocated to segments. Un-allocable corporate assets comprises majorly bank balances, deposits & deferred tax assets. Un allocated Liabilities comprises majorly borrowings.
- It is to be noted that all Non-Currents Assets are situated in India.

Note No. 39 Related Party Disclosures

S.No.	Name of the Related Party	Relationship
1	Aquavista Enterprises Private Limited*	Holding Company
2	Waterbase Frozen Foods Private Limited#	Subsidiary Company
3	Karam Chand Thapar & Bros. (Coal Sales) Limited	Entity under common control
4	KCT Financial & Management Services Private Limited	Entity under common control
5	Avitech Nutrition Private Limited	Entity over which director can exercise Control
6	Handy Waterbase India Private Limited	Joint Venture of Entity under common Control
7	Mr.Vikramaditya Mohan Thapar	Non-Executive Director and Chairman (till August 04, 2023) and Chairman Emiretus from August 05, 2023)
8	Mr.Varun Aditya Thapar	Non-Executive Director and Chairman from August 05, 2023
9	Ms.Nitasha Thapar	Non-Executive Director



Notes to Standalone Financial Statements for the year ended March 31, 2025

(All amounts are in Rs. Lakhs)

S.No.	Name of the Related Party	Relationship
10	Mr.Anil Kumar Bhandari	Non-Executive Independent Director (retired on May 14, 2024)
11	Mr.Rahul Kapur	Non-Executive Independent Director
12	Mrs.Shashikala Venkatraman	Non-Executive Independent Director
13	Mr. Rahul Chandrasingh Mehta	Non-Executive Independent Director (from October 26, 2023)
14	Mr. Ramakanth V Akula	Chief Executive Officer & Whole -Time Director (from August 09, 2024)
15	Mr. R. Sureshkumar	Chief Financial Officer & compliance officer (from Decemebr 26, 2024)
16	Mr.A .Bala Arumugam	Company Secretary & compliance officer (till Decemebr 25, 2024)
17	KCT Group trust	KMP having significant influence
18	TWL Employees Gratuity Trust	Post-employment benefit plan

Transactions during the year

Particulars	Name of the Related party	For the year ended March 31, 2025	For the year ended March 31, 2024
Purchase of Goods	Avitech Nutrition Private Limited	99.85	189.83
	Handy Waterbase India Private Limited	98.09	51.03
Service Provided	Karam Chand Thapar & Bros. (Coal Sales) Limited	5.43	3.05
Service Received	Karam Chand Thapar & Bros. (Coal Sales) Limited	31.52	57.54
	KCT Financial & Management Services Private Limited	-	-
	Handy Waterbase India Private Limited	10.52	2.94
Acquisition of Property , Plant and Equipments	KCT Group trust		71.00
Advance Given	KCT Group trust	-	7.10
	Waterbase Frozen Foods Privtae Limited#\$	-	4.36
	Handy Waterbase India Private Limited	-	-
Rent Paid	Karam Chand Thapar & Bros. (Coal Sales) Limited	35.68	35.68
Paid for Test Charges	KCT Group trust		1.19
Payments towards CSR	KCT Group trust	-	6.18
Investments in subsidiary	Waterbase Frozen Foods Privtae Limited#\$		8.00
Remuneration	Mr. Ramakanth V Akula	197.63	191.75
	Mr. R. SureshKumar	82.22	82.54
	Mr A. Bala Arumugam	13.49	16.58

Related Party Disclosures

Particulars	Name of the Related party	For the year ended March 31, 2025	For the year ended March 31, 2024
Directors' Sitting Fees	Mr.Vikramaditya Mohan Thapar	-	0.30
	Mr.Varun Aditya Thapar	2.20	2.00
	Mr.Rahul Kapur	1.50	2.30
	Mr.Anil Kumar Bhandari	-	2.00
	Ms. Nitasha Thapar	0.60	1.20
	Mr. Ranjit Mehta	-	-
	Mr.Rahul Chandrasingh Mehta	1.80	0.90
	Mrs.Shashikala Venkatraman	1.70	1.80

Notes to Standalone Financial Statements for the year ended March 31, 2025

(All amounts are in Rs. Lakhs)

Balances as at the end of the year

Particulars	Name of the Related party	As at March 31, 2025	As at March 31, 2024
Trade Payables	Handy Waterbase India Private Limited	19.26	4.57
	Avitech Nutrition Private Limited	25.76	53.78
	Karam Chand Thapar & Bros. (Coal Sales) Limited	1.36	-
Payables on purchase of Property Plant and Equipments	KCT Group Trust	-	63.90
Advance Receivable	Waterbase Frozen Foods Pvt Ltd*	-	-
	Handy Waterbase India Private Limited	-	-
	Karam Chand Thapar & Bros. (Coal Sales) Limited	-	0.43
Other advance Receivable	TWL Employees Gratuity Trust	0.12	0.12
Investments in subsidiary	Waterbase Frozen Foods Pvt Ltd*	13.50	13.50

Terms and conditions of transactions with related parties

The purchases from related parties are made on terms equivalent to those that prevail in arm's length transactions. Outstanding balances at the year-end are unsecured and interest free and settlement occurs in cash. There have been no guarantees provided for any related party payables.

The remuneration of key management personnel during the year was as follows:

Particulars	For the Year ended March 31, 2025	For the Year ended March 31, 2024
Short-term benefits	281.28	278.23
Post-employment benefits ##	12.06	12.64

*Formerly known as Nav Srijit Shakti Telangana Private Limited

Formerly Known as Saatatya Vistaar Oorja Bengaluru Private Limited

As the liabilities for gratuity and compensated absences are provided on actuarial basis for the Company as a whole, the amounts pertaining to KMP are not separately available hence not included.

\$ During the year ended Mar 31, 2024, advances given to the subsidiary company aggregating to Rs. 8.00 Lakhs has been converted into equity shares of the Subsidiary Company.

Note No. 40 Employee benefit plans**Defined contribution plans**

The Company participates in a number of defined contribution plans on behalf of relevant personnel. Any expense recognised in relation to these schemes represents the value of contributions payable during the year by them at rates specified by the rules of those plans. The only amounts included in the balance sheet are those relating to the prior month's contributions that were not due to be paid until after the end of the reporting period.

The Company contributes to employee state insurance funds for eligible employees covered under Employee State Insurance Act, 1948 and other labour welfare funds and has recognised, in the Statement of Profit and Loss for the year ended Mar 31, 2025, an amount of Rs. 1.61 Lakhs (for the year ended Mar 31, 2024 Rs. 1.72 Lakhs) as expenses under the said defined contribution plans.

Particulars	For the Year ended March 31, 2025	For the Year ended March 31, 2024
Contribution to Employee State Insurance Fund	1.53	1.58
Contribution to other Labour welfare Fund	0.08	0.14
Total	1.61	1.72



Notes to Standalone Financial Statements for the year ended March 31, 2025

(All amounts are in Rs. Lakhs)

Provident Fund

In accordance with Indian law, eligible employees of the Company are entitled to receive benefits in respect of provident fund, a defined contribution plan, in which both employees and the Company make monthly contributions at a specified percentage of the covered employees' salary (currently 12% of employees' salary). During the year, the Company has recognised Rs. 91.11 Lakhs (for the year ended Mar 31, 2024 Rs. 108.23 Lakhs) as contribution in the Statement of Profit and Loss Account.

The Company offers the following employee benefit schemes to its employees:

Defined benefit plans

i. Gratuity

Other long term employee benefits

i. Compensated absences

i) Defined Benefit Plan -Gratuity:

The following table sets out the funded status of the defined benefit plans and the amount recognised in the financial statements:

Particulars	For the Year ended March 31, 2025	For the Year ended March 31, 2024
Components of employer expense		
Current service cost	68.54	51.61
Past service cost	-	-
Interest cost	22.17	22.14
Expected return on plan assets	(9.10)	(10.40)
Curtailment cost / (credit)	-	-
Settlement cost / (credit)	-	-
Past service cost	-	-
Total expense recognised in the Statement of Profit and Loss Account	81.61	63.35
Actuarial losses / (gains)		
Return on Plan Assets (excluding interest income)	0.85	1.68
Actuarial losses / (gains) arising from changes in demographic assumptions	-	-
Actuarial losses / (gains) arising from changes in financial assumptions	8.64	3.29
Actuarial losses / (gains) arising from changes in experience adjustments	(73.40)	(43.73)
Total expense recognised in the other Comprehensive Income	(63.91)	(38.76)
Total expense recognised Statement of Profit and Loss Account	17.70	24.59
Actual contribution and benefit payments for year		
Actual benefit payments	24.47	24.35
Actual contributions	0.48	1.86
Net asset / (liability) recognised in the Balance Sheet:		
Present value of defined benefit obligation	331.80	330.35
Fair value of plan assets	126.88	142.63
Status [Surplus / (Deficit)]	(204.92)	(187.71)
Unrecognised past service costs	-	-
Net liability recognised in the Balance Sheet	(204.92)	(187.71)

Notes to Standalone Financial Statements for the year ended March 31, 2025

(All amounts are in Rs. Lakhs)

Particulars	For the Year ended March 31, 2025	For the Year ended March 31, 2024
Change in defined benefit obligations (DBO) during the year		
Present value of DBO at beginning of the year	330.35	321.39
Current service cost	68.54	51.61
Interest cost	22.17	22.14
Actuarial losses / (gains)	(64.76)	(40.44)
Past service cost		
Actuarial losses / (gains) arising from changes in demographic assumptions	-	-
Actuarial losses / (gains) arising from changes in financial assumptions	8.64	3.29
Actuarial losses / (gains) arising from changes in experience adjustments	(73.40)	(43.73)
Benefits paid	(24.47)	(24.35)
Present value of DBO at the end of the year	331.80	330.35
Change in fair value of assets during the year		
Plan assets at beginning of the year	142.63	156.40
Expected return on plan assets	9.10	10.40
Actual Company contributions	0.48	1.86
Actuarial gains	(0.85)	(1.68)
Benefits paid	(24.47)	(24.35)
Plan assets at the end of the year	126.88	142.63
Composition of the plan assets is as follows:		
Assets under scheme of insurance *	100%	100%
* in the absence of detailed information regarding plan assets which is funded with insurance companies, the composition of each major category of plan assets, the percentage or amount for each category to the fair value of plan assets has not been disclosed.		
Actuarial assumptions		
Discount rate	6.43%	6.97%
Salary escalation	7.00%	7.00%
Mortality tables	LIC(2006-08) Ultimate	LIC(2006-08) Ultimate
Expected total benefit payments		
Year 1	37.59	34.74
Year 2	50.42	42.38
Year 3	46.35	47.87
Year 4	52.06	44.57
Year 5	35.65	48.88
More than 5 years	161.55	173.45

The discount rate is based on the prevailing market yields of Government of India securities as at the Balance Sheet date for the estimated term of the obligations.

The estimate of future salary increases considered, takes into account the inflation, seniority, promotion, increments and other relevant factors.



Notes to Standalone Financial Statements for the year ended March 31, 2025

(All amounts are in Rs. Lakhs)

Sensitivity analysis:

The increase / (decrease) of the defined benefit obligation to changes in the weighted principal assumptions are:

Sensitivity	Gratuity	
	2024-25	2023-24
DBO at Mar 31 with discount rate -1.0 %	349.02	348.69
DBO at Mar 31 with discount rate +1.0 %	316.14	313.70
DBO at Mar 31 with -1% salary escalation	317.81	315.19
DBO at Mar 31 with +1% salary escalation	346.87	346.61
DBO at Mar 31 with 90% mortality escalation	331.80	330.30
DBO at Mar 31 with 110% mortality escalation	331.82	330.37
DBO at Mar 31 with 90% attrition escalation	332.39	330.55
DBO at Mar 31 with 110% attrition escalation	331.26	330.11

Other long term Employee Benefits - Compensated Absence:

The Company provides for accumulation of leave by certain categories of its employees. These employees can carry forward a portion of the unutilised leave balances and utilise it in future periods or receive cash in lieu thereof as per the Company's policy. The Company records a provision for leave obligations in the period in which the employees render the services that increases this entitlement.

The total provision recorded by the Company towards this obligation as at year ended Mar 31, 2025 is Rs. 83.84 Lakhs (Mar 31, 2024: Rs. 142.64 Lakhs). The Company does not have an unconditional right to defer settlement for any of these obligations, however, based on past experience, the Company does not expect all employees to take full amount of accrued leave or require payment within the next twelve months, hence the amount of the provision is presented as both non current and current.

These plans typically expose the Company to actuarial risks are as follows:

Credit risk	If the scheme is insured and fully funded on projected unit credit basis there is a credit risk to the extent the insurer(s) is/ are unable to discharge their obligations including failure to discharge in timely manner.
Pay-as-you-go risk	For unfunded schemes financial planning could be difficult as the benefits payable will directly affect the revenue and this could be widely fluctuating from year to year. Moreover there may be an opportunity cost of better investment returns affecting adversely the cost of the scheme.
Discount rate risk	The Company is exposed to the risk of fall in discount rate. A fall in discount rate will eventually increase in the ultimate cost of providing the above benefit thereby increasing the value of the liability.
Liquidity risk	This risk arises from the short term asset and liability cash-flow mismatch thereby causing the Company being unable to pay the benefits as they fall due in the short term. Such a situation could be the result of holding large illiquid assets disregarding the results of cash-flow projections and cash outflow inflow mismatch. (or it could be due to insufficient assets/cash.)
Demographic risk	In the valuation of the liability certain demographic (mortality and attrition rates) assumptions are inherent. The Company is exposed to this risk to the extent of actual experience eventually being worse compared to that assumed thereby causing an increase in the scheme cost.
Regulatory risk	New Act/Regulations may come up in future which could increase the liability significantly.
Future salary increase risk	The scheme cost is very sensitive to the assumed future salary escalation rates for all final salary defined benefit schemes. If actual future salary escalations are higher than that assumed in the valuation actual scheme cost and hence the value of the liability will be higher than that estimated.

Note No. 41 Financial Instruments

41.1 Capital Management

The Company's capital management objective is to maintain an optimal debt-equity structure so as to reduce the cost of capital, thereby enhancing returns to shareholders. The Company also has a policy of making judicious use of various available debt instruments within its overall working capital drawing limit. This interest arbitrage helps the Company to contain / reduce the cost of capital.

Notes to Standalone Financial Statements for the year ended March 31, 2025

(All amounts are in Rs. Lakhs)

41.1.1 Gearing ratio

The gearing ratio at the end of the reporting period was as follows:

Particulars	As at March 2025	As at March 2024
Debt (A)	4,381.35	2,593.11
Cash and cash equivalents (B)	44.82	34.71
Net debt (A-B)	4,336.53	2,558.40
Total Equity (Equity + Net Debt)	15,530.43	17,265.76
Net debt to equity ratio (%)	27.92%	14.82%

41.2 Categories of financial instruments

The following table presents carrying amount and fair value of each category of financial assets and liabilities for the year ended:

As at March 2025	Amortised cost	Fair value through Statement of Profit and Loss	Total Carrying Value	Total Fair Value
Financial assets				
Trade receivables	4,118.08	-	4,118.08	4,118.08
Other financial assets	533.79	-	533.79	533.79
Cash and bank balances	664.84	-	664.84	664.84
Total financial assets	5,316.71	-	5,316.71	5,316.71
Financial liabilities				
Borrowings	4,381.35	-	4,381.35	4,381.35
Lease Liabilities	5.88	-	5.88	5.88
Trade payables	3,249.78	-	3,249.78	3,249.78
Other financial liabilities	697.32	-	697.32	697.32
Total financial liabilities	8,334.33	-	8,334.33	8,334.33
Total	(3,017.62)	-	(3,017.62)	(3,017.62)

As at March 2024	Amortised cost	Fair value through Statement of Profit and Loss	Total Carrying Value	Total Fair Value
Financial assets				
Trade receivables	4,255.13	-	4,255.13	4,255.13
Other financial assets	106.59	-	106.59	106.59
Cash and bank balances	1,696.91	-	1,696.91	1,696.91
Total financial assets	6,058.63	-	6,058.63	6,058.63
Financial liabilities				
Borrowings	2,593.11	-	2,593.11	2,593.11
Lease Liabilities	47.57	-	47.57	47.57
Trade payables	3,164.67	-	3,164.67	3,164.67
Other financial liabilities	629.14	-	629.14	629.14
Total financial liabilities	6,434.49	-	6,434.49	6,434.49
Total	(375.86)	-	(375.86)	(375.86)



Notes to Standalone Financial Statements for the year ended March 31, 2025

(All amounts are in Rs. Lakhs)

Note :

i. The short-term financial assets and liabilities are stated at amortized cost which is approximately equal to their fair value.

41.3 Financial risk management objectives

The Company's principal financial liabilities comprises of trade and other payables, and other current liabilities. The main purpose of these financial liabilities is to raise finance for the Company's operations. The Company has receivables, trade and other receivables, and cash and short-term deposits that arise directly from its operations.

The Company is exposed to market risk, credit risk and liquidity risk.

The Company's senior management oversees the management of these risks. The Company's senior management advises on financial risks and the appropriate financial risk governance framework.

41.4 Market risk

Market risk is the risk that the fair values of future cash flows of a financial instrument will fluctuate because of changes in market prices. Market prices comprise two types of risk: interest rate risk and currency risk. Financial instruments affected by market risk include loans and borrowings, deposits.

41.5 Foreign currency risk management

The Company undertakes transactions denominated in foreign currencies; consequently, exposure to exchange rate fluctuations arise.

The carrying amounts of the Company's foreign currency denominated monetary assets and monetary liabilities at the end of reporting period are as follows:

Particulars	Liabilities		Assets	
	As at March 2025	As at March 2024	As at March 2025	As at March 2024
USD	12.93	80.60	1,016.44	700.33

41.5.1 Foreign currency sensitivity analysis

The Company is mainly exposed to the currency US Dollar. This sensitivity analysis mentioned in the below table has been based on the composition of the Company's financial assets and liabilities exposed to foreign currency as at year end. A positive number below indicates an increase in profit where the INR strengthens 10% against the relevant currency. For a 10% weakening of the INR against the relevant currency, there would be a comparable impact on the profit and the balances below would be negative.

Particulars	As at March 2025	As at March 2024
US Dollar		
Impact on profit / (loss) for the year	100.35	61.97

41.6 Interest rate risk management

The Company is exposed to interest rate risk because it borrows funds at both fixed and floating interest rates. The risk is managed by the Company by maintaining an appropriate mix between fixed and floating rate borrowings contracts.

The Company's exposures to interest rates on financial assets and financial liabilities are detailed in the liquidity risk management section of this note.

The Company's investments in term deposits with bank are carried at amortised cost and are at fixed interest rates. They are therefore not subject to interest rate risk as defined in Ind AS 107, since neither the carrying amount nor the future cash flows will fluctuate because of changes in market interest rates.

41.6.1 Interest rate sensitivity analysis

The sensitivity analysis below have been determined based on the exposure to interest rates for non-derivative instruments (Borrowings) at the end of the reporting period. For floating rate liabilities, the analysis is prepared considering average amount outstanding at the end of each month. A 100 basis point increase or decrease is used when reporting interest rate risk internally to key management personnel and represents management's assessment of the reasonably possible change in interest rates. If interest rates had been 100 basis points higher/lower and all other variables were held constant, the Company's:

Notes to Standalone Financial Statements for the year ended March 31, 2025

(All amounts are in Rs. Lakhs)

- profit before tax for the year ended Mar 31, 2025 would decrease/increase by Rs.25.93 Lakhs (For year ended Mar 31, 2024 Rs. 25.93 Lakhs). This is mainly attributable to the Company's exposure to interest rates on its variable rate borrowings.

41.7 Credit risk management

Credit risk is the risk that a counterparty fails to discharge an obligation to the Company. The Company is exposed to this risk for various financial instruments, for example trade receivables, placing deposits, investment in mutual funds etc.

The Company continuously monitors defaults of customers and other counterparties, identified either individually or by the Company, and incorporates this information into its credit risk controls. The Company's policy is to transact only with counterparties who are highly creditworthy which are assessed based on internal due diligence parameters.

In respect of trade receivables, the Company is not exposed to any significant credit risk exposure to any single counterparty or any group of counterparties having similar characteristics. Trade receivables consist of a large number of customers in various geographical areas. Based on historical information about customer default rates management consider the credit quality of trade receivables that are not past due or impaired to be good.

The credit risk for cash and cash equivalents, fixed deposits and mutual funds are considered negligible, since the counterparties are reputable banks with high quality external credit ratings.

Other financial assets mainly comprise of security deposits which are given to customers or other governmental agencies in relation to contracts executed and are assessed by the Company for credit risk on a continuous basis.

Credit risk refers to the risk that a counterparty will default on its contractual obligations resulting in financial loss to the Company. The Company has adopted a policy of only dealing with creditworthy counterparties as a means of mitigating the risk of financial loss from defaults. The Company's exposure of its counterparties are continuously monitored.

Trade receivables consist of a large number of customers, spread across diverse industries and geographical areas. Ongoing credit evaluation is performed on the financial condition of accounts receivable and, where appropriate, the Company takes collateral in the form of mortgaged properties and bank guarantees from the customers. The amount of secured debtor which have been provided is based on expected value on such security.

Concentration of credit risk to any counterparty did not exceed 5% of gross monetary assets (i.e. trade receivables) at any time during the year, except for 5 major customers having significant balances, i.e. exceeding 5% of the total trade receivables as at Mar 31, 2025 and 4 major customers having significant balances as at Mar 31, 2024 amounting to Rs. 1,981.22 Lakhs and Rs. 1,758.45 Lakhs respectively. In addition, the Company is exposed to credit risk in relation to financial guarantees given to banks.

The Company's maximum exposure in this respect is the maximum amount the Company could have to pay if the guarantee is called on. As at Mar 31, 2025, bank guarantees amounting to Rs.353.32 Lakhs (as at Mar 31, 2024: Rs. 348.27 Lakhs) has been considered in the balance sheet as contingent liabilities [refer note 34(b)].

The Company also adjusts outstanding trade receivables on selective basis against purchase of shrimps from the customers. Trade receivable amounting to Rs.642.87 lakhs has been adjusted against trade payable based on the confirmations obtained from the customers during year ended March 2024 (for the Mar 31, 2024 Rs. 2,622.76 Lakhs).

As at 31 March 2025, trade receivables to the extent of Rs. 398.94 lakhs (As at 31 March 2024 Rs. 537.94 lakhs) has been realised by the Company from the customers through the financial institution based on a channel financing arrangement. The Company has a first default loss guarantee in respect of such realised receivables which remains outstanding for settlement by the customers to the financial institution to the extent of Rs. 62.44 Lakhs (as at 31 March 2024 Rs. 18.68 lakhs). This is included in the allowance for expected credit loss as at the year ended.

41.7.1 Collateral held as security and other credit enhancements

The Company collects Bank Guarantee and Property Mortgage wherever possible as collateral from its customers for maintaining their risk profile.

41.8 Liquidity risk management

The Company manages liquidity risk by maintaining adequate reserves, banking facilities and reserve borrowing facilities, by continuously monitoring forecast and actual cash flows, and by matching the maturity profiles of financial assets and liabilities.

Notes to Standalone Financial Statements for the year ended March 31, 2025

(All amounts are in Rs. Lakhs)

41.8.1 Liquidity risk tables

The following is an analysis of the Company's contractual undiscounted cash flows payable under financial liabilities as at -

As at March 31, 2025	Current	Non-Current		Total
	Within 12 Months	1-5 Years	Later than 5 years	
Borrowings	4,381.35	-	-	4,381.35
Lease Liabilities	5.95	-	-	5.95
Trade and other payables	3,249.78	-	-	3,249.78
Other financial liabilities	697.32	-	-	697.32
Total	8,334.40	-	-	8,334.40

As at March 31, 2024	Current	Non-Current		Total
	Within 12 Months	1-5 Years	Later than 5 years	
Borrowings	2,593.11	-	-	2,593.11
Lease Liabilities	44.26	5.95	-	50.21
Trade and other payables	3,164.67	-	-	3,164.67
Other financial liabilities	629.14	-	-	629.14
Total	6,431.18	5.95	-	6,437.13

41.9 Financing facilities

Particulars	As at March 2025	As at March 2024
Total fund based and non fund based limits	9,981.00	9,881.00
-amount used	4,381.35	2,603.11
-amount unused	5,599.65	7,277.89

As at Mar 31, 2025, total limit of Rs. 9,981.00 Lakhs includes non-fund based limit of Rs. 600.00 Lakhs and non-fund based sub-limits aggregating to Rs. 4,081 Lakhs (as at Mar 31, 2024, total limit of Rs. 9,981.00 Lakhs includes non-fund based limit of Rs. 500.00 Lakhs and non-fund based sub-limits aggregating to Rs. 3,981.00 Lakhs)

Note: As at Mar 31, 2025, Rs.10.00 Lakhs out of the total bank guarantee of Rs. 353.32 Lakhs (as at Mar 31, 2024: Rs. 10.00 Lakhs out of the total bank guarantee of Rs. 348.27 Lakhs) have been taken against the company's sanctioned limits, the remaining bank guarantee has been taken against the lien on fixed deposits.

Borrowings as at Mar 31, 2025 Rs.4,381.35 lakhs (Rs.2,593.11 lakhs as at Mar 31, 2024) are secured by hypothecation of present and future stock of raw materials, work in progress, finished goods, stores and spares and debtors. Equitable mortgage over the factory land and building of the Company at Nellore and charge over property, plant and equipment of the Company, excluding vehicles.

41.10 Fair value measurements

This note provides information about how the Company determines fair values of various financial assets and financial liabilities

41.10.1 Fair value of the financial assets and liabilities that are measured at fair value

The management considers the carrying amount of Biological assets at their appropriate fair values (Refer Note-11).

41.10.2 Fair value of the financial assets and liabilities that are not measured at fair value

The management consider that the carrying amounts of financial assets and financial liabilities recognised in the financial statements approximate their fair values.

Notes to Standalone Financial Statements for the year ended March 31, 2025

(All amounts are in Rs. Lakhs)

Note No. 42 - Ratios:

Ratio	Numerator	Denominator	March 31, 2025	March 31, 2024	% Variance	Reasons for Variance
Current Ratio (in times)	Current assets	Current liabilities	1.60	2.33	-31%	Due to increase in borrowings during the year compared to last year resulted in decrease in Current Ratio.
Debt Equity Ratio (in times)	Total debt (Borrowings and Lease liabilities)	Shareholder equity	0.28	0.15	85%	Due to increase in borrowings during the year compared to last year resulted in increase in Debt Equity Ratio.
Debt Service coverage Ratio (in times)	Earnings available for Debt Service (Net profit after tax + Non-cash operating expenses + Interest)	Debt Service (Interest and lease payments + Principle payments)	-0.04	0.05	-174%	Due to higher net loss during the year and higher debt leads to higher debt service coverage ratio.
Return on Equity (in %)	Net profit after taxes	Average shareholder equity	-11.07%	-5.87%	89%	Increase in net loss due to lower sales during the year, resulted in lower return on Equity.
Inventory Turnover Ratio (in times)	Revenue from Operations	Average Inventory	3.12	4.18	-25%	Due to drop in feed sales and higher inventory in process plant
Trade receivable turnover ratio (in times)	Revenue from Operations	Average accounts receivable	7.11	5.12	39%	Reduction in Trade Receivable is less than the reduction in sales, which leads to increase in Trade receivable turnover ratio
Trade payable turnover ratio (in times)	Net credit Purchases	Average accounts payables	6.80	6.81	0%	
Net capital turnover ratio (in times)	Revenue from Operations	working capital	5.19	3.72	39%	
Net Profit ratio (in %)	Net profit	Revenue from Operations	-6.74%	-3.15%	114%	Increase in net loss due to lower sales during the year, resulted in lower Net Profit ratio.
Return on capital employed (in %)	Profit before tax and finance costs	Capital employed	-11.05%	-5.61%	97%	Due to lower sales & higher loss, resulted in lower return on capital employed.
Return on Investment (in %)	Income generated from invested funds	Average funds invested in treasury investment	4.32%	5.04%	-14%	



Notes to Standalone Financial Statements for the year ended March 31, 2025

(All amounts are in Rs. Lakhs)

Note No. 43 Relationship with Struck Off Companies

Details of struck off companies with whom the company has transaction during the year or outstanding balance as on Balance sheet date

Name of the Struck off Company	Nature of Transaction with Struck off Company	As at March 31, 2025	As at March 31, 2024
Wave Aquatic Private Limited	Receivables	571.46	571.46

i) The Company does not have any transactions with companies struck off during the financial year ended Mar 31, 2025 and Mar 31, 2024.

ii) The Company has made allowance for expected credit loss for the unsecured balances.

Note No. 44 Employee Stock Option Plan

During the year ended Mar 31, 2024, the management of the Company have received the approval from the stock exchange, however there was no options granted under the ESOP during 2023-24 & 2024-25.

The company has postponed the plan for rolling out the ESOP to the employees.

Note No. 45 Additional Regulatory Information

- i) The Company does not have any Benami property, where any proceeding has been initiated or pending against the Company for holding any Benami property.
- ii) The Company has not been declared wilful defaulter by any bank or financial institution or other lender or government or any government authority.
- iii) The Company does not has any charges or satisfaction which is yet to be registered with Registrar of Companies beyond the statutory period.
- iv) The Company has not traded or invested in Crypto currency or Virtual Currency during the financial year.
- v) 1. The Company has not advanced or loaned or invested funds to any other person(s) or entity(ies), including foreign entities (Intermediaries) with the understanding that the Intermediary shall:
 - a) directly or indirectly lend or invest in other persons or entities identified in any manner whatsoever by or on behalf of the Funding Party (Ultimate Beneficiaries) or
 - b) Provide any guarantee, security or the like to or on behalf of the Ultimate Beneficiaries
2. The Company has not received any fund from any person(s) or entity(ies), including foreign entities (Funding Party) with the understanding (whether recorded in writing or otherwise) that the Company shall:
 - a) directly or indirectly lend or invest in other persons or entities identified in any manner whatsoever by or on behalf of the Funding Party (Ultimate Beneficiaries) or
 - b) provide any guarantee, security or the like on behalf of the Ultimate Beneficiaries.
- vi) The Company has complied with the requirement with respect to number of layers as prescribed under Section 2(87) of the Companies Act, 2013 read with the Companies (Restriction on number of layers) Rules, 2017.
- vii) The Company has not any such transaction which is not recorded in the books of accounts that has been surrendered or disclosed as income during the year in the tax assessments under the Income Tax Act, 1961 (such as, search or survey or any other relevant provisions of the Income Tax Act, 1961).

Notes to Standalone Financial Statements for the year ended March 31, 2025

(All amounts are in Rs. Lakhs)

Note No. 46 Particulars of Loans, Guarantees or Investments covered under Section 186(4) of the Companies Act, 2013:

- (i) Advances in the nature of loans given to Companies is Rs.Nil (As at Mar 31, 2024: Nil)
- (ii) Details of investments made under Section 186 of the Companies Act, 2013 are disclosed in Note 6. There are no loans/ guarantees issued under Section 186 of the Companies Act, 2013 read with rules issued thereunder.

Note No. 47 Audit Trail

The Company has used accounting software for maintaining its books of account, which has a feature of recording audit trail as per the requirement of the Companies (Accounts) Rules, 2014 as amended by Ministry of Corporate Affairs (MCA) notification dated March 24, 2021, except that the audit trail feature was not enabled for transaction and master tables to log any direct data changes throughout the financial year.

Additionally, the audit trail that was enabled and operated for the year ended Mar 31, 2025, has been preserved by the Company as per the statutory requirements for record retention.

Note No. 48 Previous year figures

Previous year's figures have been restated, rearranged and regrouped, wherever necessary, to enable comparability of the current year's position of accounts with that of the relative previous year's position.

Note No. 49 Approval of Standalone Financial Statements

The Standalone financial statements were approved for issue by the Board of Directors on May 30, 2025

In terms of our report attached

For **Deloitte Haskins & Sells LLP**

Chartered Accountants

Firm's Registration No. 117366W/W-100018

R Prasanna Venkatesh

Partner

Membership No:214045

Place: Chennai

Date: May 30, 2025

For and on behalf of the Board of Directors

Varun Aditya Thapar

Chairman

DIN : 02322660

Place : New Delhi

Date: May 30, 2025

Ramakanth V Akula

Chief Executive Officer

& Whole -Time Director

DIN : 07107616

Place : New Delhi

Date: May 30, 2025

Rahul C Mehta

Director

DIN : 00397420

Place : New Delhi

Date: May 30, 2025

R Sureshkumar

Chief Financial Officer

& Compliance Officer

Place : New Delhi

Date: May 30, 2025



Independent Auditor's Report

To The Members of **The Waterbase Limited**

Report on the Audit of the Consolidated Financial Statements

Opinion

We have audited the accompanying consolidated financial statements of The Waterbase Limited (the "Parent") and its subsidiary, (the Parent Company and its subsidiaries together referred to as the "Group"), which comprise the Consolidated Balance Sheet as at Mar 31, 2025, and the Consolidated Statement of Profit and Loss (including Other Comprehensive Income), the Consolidated Statement of Cash Flows and the Consolidated Statement of Changes in Equity for the year ended on that date, and notes to the financial statements, including a summary of material accounting policies and other explanatory information.

In our opinion and to the best of our information and according to the explanations given to us, and based on the consideration of reports of the other auditors on separate financial statements of the subsidiary referred to in the Other Matters section below, the aforesaid consolidated financial statements give the information required by the Companies Act, 2013 (the "Act") in the manner so required and give a true and fair view in conformity with the Indian Accounting Standards prescribed under section 133 of the Act, ("Ind AS") and other accounting principles generally accepted in India, of the consolidated state of affairs of the Group as at Mar 31, 2025, and their consolidated loss, their consolidated total comprehensive loss, their consolidated cash flows and their consolidated changes in equity for the year ended on that date.

Basis for Opinion

We conducted our audit of the consolidated financial statements in accordance with the Standards on Auditing ("SA"s) specified under section 143 (10) of the Act. Our responsibilities under those Standards are further described in the Auditor's Responsibility for the Audit of the Consolidated Financial Statements section of our report. We are independent of the Group in accordance with the Code of Ethics issued by the Institute of Chartered Accountants of India ("ICAI") together with the ethical requirements that are relevant to our audit of the consolidated financial statements under the provisions of the Act and the Rules made thereunder, and we have fulfilled our other ethical responsibilities in accordance with these requirements and the ICAI's Code of Ethics. We believe that the audit evidence obtained by us and the audit evidence obtained by the other auditors in terms of their reports referred to in the Other Matters section below, is sufficient and appropriate to provide a basis for our audit opinion on the consolidated financial statements.

Key Audit Matters

Key audit matters are those matters that, in our professional judgment, were of most significance in our audit of the consolidated financial statements of the current period. These matters were addressed in the context of our audit of the consolidated financial statements as a whole, and in forming our opinion thereon, and we do not provide a separate opinion on these matters. we have determined the matters described below to be the key audit matters to be communicated in our report.

Independent Auditor's Report

Sr. No.	Key Audit Matter	Auditor's Response
1.	<p>Recoverability of trade receivables and allowance for credit loss on overdue trade receivables (including dues from customers under legal proceedings)</p> <p>The Parent has total outstanding trade receivable of Rs. 5,794.30 Lakhs (corresponding allowance for expected credit loss amounts to Rs. 1,676.23 Lakhs) as of Mar 31, 2025. Gross trade receivables include Rs. 1,853.40 Lakhs of secured receivables as at Mar 31, 2025. Net trade receivables balance of Rs. 4,118.07 Lakhs is significant to the total assets of the Company (16.84 % of total assets as at Mar 31, 2025). The gross trade receivables include balance of Rs. 4,142.31 Lakhs lying overdue above the normal credit days allowed to the customers, which in turn includes Rs.3,269.57 lakhs in respect of which the Company has initiated legal/arbitration proceedings for recovery the amounts due, which proceedings are ongoing.</p> <p>Significant amount of trade receivables has exceeded the stipulated credit period given to the debtors increasing the chance of bad debts and blockage of working capital.</p> <p>The appropriate valuation of trade receivables is dependent on a number of factors such as age, credit worthiness, intent, ability of counter parties to make payment, the timing/outcome of the legal proceedings and the value of the underlying security received in the form of mortgage of properties from the customers and the ability of the Company to liquidate the same.</p> <p>The carrying value is adjusted with the allowance for credit loss amount calculated based on the above-mentioned factors, wherein estimates and judgements are involved considering the delay and default risk and hence it has been considered as a key audit matter.</p> <p>Refer to the accounting policies para 2.20 and Note 12 of the consolidated Financial Statement.</p>	<p>Principal audit procedures performed:</p> <p>Our audit approach was a combination of test of internal controls and substantive procedures including:</p> <ul style="list-style-type: none"> Understanding the Company's process of assessing the recoverability, review of the customers onboarding and credit monitoring process, monitoring of the legal proceedings and determination of the provisioning for such overdue receivables. Evaluating the design and implementation and testing the operating effectiveness of the controls relating to management's assessment of recoverability, determination of expected credit loss of overdue trade receivables and monitoring of the legal proceedings, where applicable. Assessing the profile of trade receivables as at Mar 31, 2025 including test of the key registration / customer onboarding documents on a sample basis and the economic environment applicable to these trade receivables. Evaluating the simplified approach applied by the Company to identify lifetime expected credit losses. In doing so, tested the historical provision rates and an evaluation was carried out for the need for it to be adjusted to reflect relevant, reasonable and supportable information about expected recoveries in the future. Evaluating reasonableness of the method, assumptions and judgements used by the management with respect to recoverability of the customer balances, having regards to nature of the customers, based on information available with the Company and assessment of the intent of the counterparty to make payment based on passage of time, legal proceedings underway, expected valuation and liquidation plan of the security held by the Company and confirmation obtained by the management and determination of expected credit loss of overdue trade receivables, as applicable. Obtaining balance confirmation for samples of overdue receivables which are not under legal proceedings covering significant population of such receivables and verifying the reasonableness of the source of such confirmation responses as well and testing reconciliation for differences, if any for the confirmations received. Performing alternative procedures to test occurrence and existence of the receivables as at Mar 31, 2025 for cases where confirmations were not received.

Independent Auditor's Report

Sr. No.	Key Audit Matter	Auditor's Response
		<ul style="list-style-type: none"> For receivables where legal/arbitration proceedings have been initiated, testing the movement in such proceedings during the year, understanding and evaluating the steps taken by the management to track and expedite the receipt of such dues, considering the awards received in favour or against the Company on such proceedings, where applicable and testing the assessment of the management regarding the recoverability of such dues. Where securities are available and considered by the management for the purposes of the credit evaluation, testing the underlying mortgage documents including registration thereof, the original title deeds available with the company, copies of the encumbrance certificate, guideline value of such security etc. to ascertain the charge in favour of the Company, on a sample basis. Testing the valuation of the underlying security with the valuation reports obtained from the registered valuer, where applicable, and assess reasonableness of the same with reference to the publicly available information in respect of such security and inputs from our internal fair valuation specialists on a sample basis. Evaluating the appropriateness of the classification of trade receivable as current and non-current and disclosures made in the Consolidated financial statements.
2.	<p>Existence and valuation of Inventory of Processing Plant:</p> <p>Inventory of the Parent consists primarily of variety of feeds, farm care products, processed shrimps and their raw materials.</p> <p>As on Mar 31, 2025, the Parent has inventory of processed shrimp at its processing plant which had a carrying value of Rs. 6,484.97 Lakhs that forms a major part of the total assets of the Company (26.53 % of total assets as on Mar 31, 2025). The inventory of processed shrimp is valued at the lower of cost and net realizable value.</p> <p>Further, the valuation process for the processing plant is largely manual, involves estimation, judgements, and assumptions around determination of:</p> <ul style="list-style-type: none"> Yield % after processing of shrimps by performing various activities such as Soaking, glazing, etc. Allocable overheads and their absorption rates. Net realisable value of the inventories. Accordingly, testing of the existence and valuation of the year-end inventory balance at the processing plant, is considered to be one of the areas which required significant auditor attention owing to the increased efforts, complexity and judgements involved in the process of the valuation of inventory. Refer Note 2.6 in the Summary of material accounting policies and other explanatory notes and Note 11 to the consolidated financial statements. 	<p>Principal audit procedures performed:</p> <p>Our audit approach was a combination of test of internal controls and substantive procedures including:</p> <ul style="list-style-type: none"> Understood the process followed by the Company with respect to the existence of inventory at its processing plant and the valuation of such stock. Evaluated the design and implementation and tested the operating effectiveness of key controls surrounding the existence and valuation of inventory of the processed shrimps. This included the enquiries and verification of the additional controls deployed by the management in relation to the existence and valuation of the inventory as at Mar 31, 2025. Evaluating reasonableness of the valuation method used and mathematical accuracy. Testing the significant assumptions made in the valuation viz., yield rate, overhead allocation and verifying the same against available information with reference to data inputs used by the company to assess the accuracy, reliability, and completeness thereof. Evaluated the Net Realisable value of the stock by verifying with the subsequent sales order to verify whether the cost are appropriately accounted carrying value of inventory is appropriate.

Independent Auditor's Report

Sr. No.	Key Audit Matter	Auditor's Response
3	<p>Cash flow forecasts and growth estimates:</p> <p>The Company has incurred losses before tax to the extent of Rs. 2,389.38 Lakhs for the year ended 31 March 2025 and has incurred losses during the past two financial years as well. Whilst the Company's networth and the net working capital position is positive as at 31 March 2025, considering the continuous losses for 3 financial years, the Management's assessment of the future cash flow forecasts was determined as a key audit matter. Such cash flow forecasts for future years involves significant judgements including the assessment by the Management of the growth estimates for the key business streams including the ability to procure consistent orders from customers, the factors resulting in the losses, steps taken to revive the operations to profitable growth and other economic/industry factors that could affect the operations.</p>	<p>Our audit procedures included the following:</p> <ul style="list-style-type: none"> • Obtaining an understanding of the process followed by the Company in developing the cash flow forecasts and cash flow projections provided by the entity for the next five years. • Assessing the reasonableness of the assumptions around the key drivers of the cash flow forecasts, revenue projections, capacity utilization, estimated market share for the enhanced operations and other factors including the economic/industry related assumptions considered by the Management which impact the growth and profitability in future years; • Assess the projections of the Management to ascertain if these are in alignment with factors considered in the Management's assessment used for preparation of the financial statements on aspects relating to the ability of the Company to meet its liabilities that fall due within 12 months from the year end, probability of recovery of deferred tax asset on losses within the expiry period, assessment of indicators related to impairment of property, plant & equipment etc. and ascertain the appropriateness of the accounting followed by the Company as at the reporting date with respect to these matters in line with the required accounting standards. • Evaluating the appropriateness of relevant disclosures in the Standalone financial statements, where required as per the accounting standards.

Information Other than the Financial Statements and Auditor's Report Thereon

- The Parent's Board of Directors is responsible for the other information. The other information comprises the information included in the Board's report including annexures to Board report and Management discussion and Analysis report, but does not include the consolidated financial statements, Consolidated financial statements and our auditor's report thereon. The Management discussion and Analysis report is expected to be made available to us after the date of this auditor's report.
- Our opinion on the consolidated financial statements does not cover the other information and we do not express any form of assurance conclusion thereon.
- In connection with our audit of the consolidated financial statements, our responsibility is to read the other information, compare with the financial statements of the subsidiary audited by the other auditors, to the extent it relates to these entities and, in doing so, place reliance on the work of the other auditors and consider whether the other information is materially inconsistent with the consolidated financial statements or our knowledge obtained during the course of our audit or otherwise appears to be materially misstated. Other information so far as it relates to the subsidiary, is traced from their financial statements audited by the other auditors.
- If, based on the work we have performed, we conclude that there is a material misstatement of this other information, we are required to report that fact. We have nothing to report in this regard.

Responsibilities of Management and Board of Directors for the Consolidated Financial Statement

The Parent's Board of Directors is responsible for the matters stated in section 134(5) of the Act with respect to the preparation of these consolidated financial statements that give a true and fair view of the consolidated financial position, consolidated financial performance including other comprehensive income, consolidated cash flows and consolidated changes in equity of the Group in accordance with the accounting principles generally accepted in India, including Ind AS specified under section 133 of the Act. The respective Board of Directors of the companies included in the Group are responsible for maintenance of adequate accounting records in accordance with the provisions of the Act for safeguarding the assets of the Group and for preventing and



Independent Auditor's Report

detecting frauds and other irregularities; selection and application of appropriate accounting policies; making judgments and estimates that are reasonable and prudent; and design, implementation and maintenance of adequate internal financial controls, that were operating effectively for ensuring the accuracy and completeness of the accounting records, relevant to the preparation and presentation of the financial statements that give a true and fair view and are free from material misstatement, whether due to fraud or error, which have been used for the purpose of preparation of the consolidated financial statements by the Directors of the Parent Company, as aforesaid.

In preparing the consolidated financial statements, the respective Management and Board of Directors of the companies included in the Group are responsible for assessing the ability of the respective entities to continue as a going concern, disclosing, as applicable, matters related to going concern and using the going concern basis of accounting unless the respective Board of Directors either intend to liquidate their respective entities or to cease operations, or has no realistic alternative but to do so.

The respective Board of Directors of the companies included in the Group are also responsible for overseeing the financial reporting process of the Group.

Auditor's Responsibility for the Audit of the Consolidated Financial Statements

Our objectives are to obtain reasonable assurance about whether the consolidated financial statements as a whole are free from material misstatement, whether due to fraud or error, and to issue an auditor's report that includes our opinion. Reasonable assurance is a high level of assurance, but is not a guarantee that an audit conducted in accordance with SAs will always detect a material misstatement when it exists. Misstatements can arise from fraud or error and are considered material if, individually or in the aggregate, they could reasonably be expected to influence the economic decisions of users taken on the basis of these consolidated financial statements.

As part of an audit in accordance with SAs, we exercise professional judgment and maintain professional skepticism throughout the audit. We also:

- Identify and assess the risks of material misstatement of the consolidated financial statements, whether due to fraud or error, design and perform audit procedures responsive to those risks, and obtain audit evidence that is sufficient and appropriate to provide a basis for our opinion. The risk of not detecting a material misstatement resulting from fraud is higher than for one resulting from error, as fraud may involve collusion, forgery, intentional omissions, misrepresentations, or the override of internal control.
- Obtain an understanding of internal financial controls relevant to the audit in order to design audit procedures that are appropriate in the circumstances. Under section 143(3)(i) of the Act, we are also responsible for expressing our opinion on whether the Parent Company has adequate internal financial controls with reference to consolidated financial statements in place and the operating effectiveness of such controls.
- Evaluate the appropriateness of accounting policies used and the reasonableness of accounting estimates and related disclosures made by the management.
- Conclude on the appropriateness of management's use of the going concern basis of accounting and, based on the audit evidence obtained, whether a material uncertainty exists related to events or conditions that may cast significant doubt on the ability of the Group to continue as a going concern. If we conclude that a material uncertainty exists, we are required to draw attention in our auditor's report to the related disclosures in the consolidated financial statements or, if such disclosures are inadequate, to modify our opinion. Our conclusions are based on the audit evidence obtained up to the date of our auditor's report. However, future events or conditions may cause the Group to cease to continue as a going concern.
- Evaluate the overall presentation, structure and content of the consolidated financial statements, including the disclosures, and whether the consolidated financial statements represent the underlying transactions and events in a manner that achieves fair presentation.
- Obtain sufficient appropriate audit evidence regarding the financial information of the entities within the Group to express an opinion on the consolidated financial statements. We are responsible for the direction, supervision and performance of the audit of the financial statements of such entities included in the consolidated financial statements of which we are the independent auditors. For the entities or business activities included in the consolidated financial statements, which have been audited by the other auditors, such other auditors remain responsible for the direction, supervision and performance of the audits carried out by them. We remain solely responsible for our audit opinion.

Independent Auditor's Report

Materiality is the magnitude of misstatements in the consolidated financial statements that, individually or in aggregate, makes it probable that the economic decisions of a reasonably knowledgeable user of the consolidated financial statements may be influenced. We consider quantitative materiality and qualitative factors in (i) planning the scope of our audit work and in evaluating the results of our work; and (ii) to evaluate the effect of any identified misstatements in the consolidated financial statements.

We communicate with those charged with governance of the Parent Company and such other entities included in the consolidated financial statements of which we are the independent auditors regarding, among other matters, the planned scope and timing of the audit and significant audit findings, including any significant deficiencies in internal financial controls that we identify during our audit.

We also provide those charged with governance with a statement that we have complied with relevant ethical requirements regarding independence, and to communicate with them all relationships and other matters that may reasonably be thought to bear on our independence, and where applicable, related safeguards.

From the matters communicated with those charged with governance, we determine those matters that were of most significance in the audit of the consolidated financial statements of the current period and are therefore the key audit matters. We describe these matters in our auditor's report unless law or regulation precludes public disclosure about the matter or when, in extremely rare circumstances, we determine that a matter should not be communicated in our report because the adverse consequences of doing so would reasonably be expected to outweigh the public interest benefits of such communication.

Other Matters

- (a) We did not audit the financial statements of 1 (one) subsidiary whose financial statements reflect total assets of Rs.3.84 Lakhs as at Mar 31, 2025, total revenues of Rs. Nil and net cash outflows amounting to Rs. 0.63 Lakhs for the year ended on that date, as considered in the consolidated financial statements. The consolidated financial statements also include the Group's share of net loss of Rs. 0.82 Lakhs for the year ended Mar 31, 2025, as considered in the consolidated financial statements, whose financial statements have not been audited by us. These financial statements have been audited by other auditors whose reports have been furnished to us by the Management and our opinion on the consolidated financial statements, in so far as it relates to the amounts and disclosures included in respect of these subsidiaries and our report in terms of subsection (3) of Section 143 of the Act, in so far as it relates to the aforesaid subsidiaries is based solely on the reports of the other auditors.

Our opinion on the consolidated financial statements above and our report on Other Legal and Regulatory Requirements below, is not modified in respect of the above matters with respect to our reliance on the work done and the reports of other auditors.

Report on Other Legal and Regulatory Requirements

1. As required by Section 143(3) of the Act, based on our audit and on the consideration of the reports of the branch auditors and other auditors on the separate financial statements of the subsidiary referred to in the Other Matters section above we report, to the extent applicable that:
 - a) We have sought and obtained all the information and explanations which to the best of our knowledge and belief were necessary for the purposes of our audit of the aforesaid consolidated financial statements.
 - b) In our opinion, proper books of account as required by law relating to preparation of the aforesaid consolidated financial statements have been kept by the Group including relevant records so far as it appears from our examination of those books, returns and the reports of the other auditors, except in relation to compliance with the requirements of audit trail, refer paragraph (i)(vi) below.
 - c) The Consolidated Balance Sheet, the Consolidated Statement of Profit and Loss including Other Comprehensive Income, the Consolidated Statement of Cash Flows and the Consolidated Statement of Changes in Equity dealt with by this Report are in agreement with the relevant books of account maintained for the purpose of preparation of the consolidated financial statements.
 - d) In our opinion, the aforesaid consolidated financial statements comply with the Ind AS Error! Bookmark not defined. specified under Section 133 of the Act.



Independent Auditor's Report

- e) On the basis of the written representations received from the directors of the Parent Company as on Mar 31, 2025 taken on record by the Board of Directors of the Company and the reports of the statutory auditors of its subsidiary company incorporated in India, none of the directors of the Group companies incorporated in India is disqualified as on Mar 31, 2025 from being appointed as a director in terms of Section 164 (2) of the Act.
- f) The modification relating to the maintenance of accounts and other matters connected therewith, is as stated in paragraph (b) above
- g) With respect to the adequacy of the internal financial controls with reference to consolidated financial statements and the operating effectiveness of such controls, refer to our separate Report in "Annexure A" which is based on the auditors' reports of the Parent, subsidiary company incorporated in India. Our report expresses an unmodified opinion on the adequacy and operating effectiveness of internal financial controls with reference to consolidated financial statements of those companies.
- h) With respect to the other matters to be included in the Auditor's Report in accordance with the requirements of section 197(16) of the Act, as amended, in our opinion and to the best of our information and according to the explanations given to us and based on the auditor's reports of subsidiary company incorporated in India, the remuneration paid by the Parent and such subsidiary company to their respective directors during the year is in accordance with the provisions of section 197 of the Act.
- i) With respect to the other matters to be included in the Auditor's Report in accordance with Rule 11 of the Companies (Audit and Auditors) Rules, 2014, as amended in our opinion and to the best of our information and according to the explanations given to us:
 - i) The consolidated financial statements disclose the impact of pending litigations on the consolidated financial position of the Group - Refer Note 33 to the consolidated financial statements;
 - ii) The Group did not have any material foreseeable losses on long-term contracts including derivative contracts.
 - iii) There has been no delay in transferring amounts, required to be transferred, to the Investor Education and Protection Fund by the Parent and its subsidiary company, incorporated in India.
 - iv)
 - (a) The respective Managements of the Parent Company and its subsidiary, which are companies incorporated in India, whose financial statements have been audited under the Act, have represented to us and to the other auditors of such subsidiary, to the best of their knowledge and belief, other than as disclosed in the note 43(v) to the consolidated financial statements, no funds have been advanced or loaned or invested (either from borrowed funds or share premium or any other sources or kind of funds) by the Parent Company or any of such subsidiary to or in any other person(s) or entity(ies), including foreign entities ("Intermediaries"), with the understanding, whether recorded in writing or otherwise, that the Intermediary shall, directly or indirectly lend or invest in other persons or entities identified in any manner whatsoever by or on behalf of the Parent/ Holding Company or any of such subsidiaries, associates and joint ventures ("Ultimate Beneficiaries") or provide any guarantee, security or the like on behalf of the Ultimate Beneficiaries.
 - (b) The respective Managements of the Parent and its subsidiary which are companies incorporated in India, whose financial statements have been audited under the Act, have represented to us and to the other auditors of such subsidiary respectively that, to the best of their knowledge and belief, other than as disclosed in the Consolidated to the consolidated financial statements, no funds have been received by the Parent Company or any of such subsidiary from any person(s) or entity(ies), including foreign entities ("Funding Parties"), with the understanding, whether recorded in writing or otherwise, that the Parent or any of such subsidiary, shall, directly or indirectly, lend or invest in other persons or entities identified in any manner whatsoever by or on behalf of the Funding Party ("Ultimate Beneficiaries") or provide any guarantee, security or the like on behalf of the Ultimate Beneficiaries.
 - (c) Based on the audit procedures performed that have been considered reasonable and appropriate in the circumstances performed by us and that performed by the auditors of the subsidiary, which are companies incorporated in India whose financial statements have been audited under the Act, nothing has come to our or other auditor's notice that has caused us or the other auditors to believe that the representations under sub-clause (i) and (ii) of Rule 11(e), as provided under (a) and (b) above, contain any material misstatement.

Independent Auditor's Report

- v) The Parent Company and its subsidiary, which are companies incorporated in India, whose financial statements have been audited under the Act, have not declared or paid any dividend during the year and have not proposed final dividend for the year.
- vi) Based on our examination which included test checks and that performed by the respective auditors of the subsidiary incorporated in India whose financial statements have been audited under the Act, the Parent Company, its subsidiary company, incorporated in India have used accounting software systems for maintaining their respective books of account for the financial year ended Mar 31, 2025 which have the feature of recording audit trail (edit log) facility and the same has operated throughout the year for all relevant transactions recorded in the software except that audit trail feature was not enabled for direct data changes to transaction tables and master tables for the year ended Mar 31, 2025 and the audit trail has been preserved by the Company as per the statutory requirements for record retention. Refer note 47 to the consolidated financial statements.
2. With respect to the matters specified in clause (xxi) of paragraph 3 and paragraph 4 of the Companies (Auditor's Report) Order, 2020 ("CARO"/ "the Order") issued by the Central Government in terms of Section 143(11) of the Act, according to the information and explanations given to us, and based on the CARO reports issued by us and the auditors of respective companies included in the consolidated financial statements to which reporting under CARO is applicable, as provided to us by the Management of the Parent Company, we report that there are no qualifications or adverse remarks by the respective auditors in the CARO reports of the said companies included in the consolidated financial statements except the following-

Name of the company	CIN	Nature of relationship	Clause Number of CARO report with qualification or adverse remark
The Waterbase Limited	L05005AP1987PLL018436	Parent	Clause (vii), (xvii)
Waterbase Frozen Foods Pvt Ltd. (Formerly known as Saatatya Vistaar Oorja Bengaluru Private Limited)	U74900TN2015PTC151924	Wholly owned Subsidiary	Clause (xvii)

For **Deloitte Haskins & Sells LLP**

Chartered Accountants

Firm's Registration No.117366W/W-100018

R Prasanna Venkatesh

Partner

Membership No.214045

UDIN: 25214045BMNWIE5607

Place: Chennai

Date: May 30, 2025



Annexure “A” to the Independent Auditor’s Report

(Referred to in paragraph 1(f) under ‘Report on Other Legal and Regulatory Requirements’ section of our report of even date)

Report on the Internal Financial Controls with reference to consolidated financial statements under Clause (i) of Sub-section 3 of Section 143 of the Companies Act, 2013 (“the Act”)

In conjunction with our audit of the consolidated Ind AS financial statements of the Company as at and for the year ended March 31, 2025, we have audited the internal financial controls with reference to consolidated financial statements of The Waterbase Limited (hereinafter referred to as “Parent”) and its subsidiary company, which includes internal financial controls with reference to consolidated financial statements of the Company’s subsidiary which are companies incorporated in India, as of that date.

Management’s Responsibility for Internal Financial Controls

The respective Board of Directors of the Parent, its subsidiary company, which are companies incorporated in India, are responsible for establishing and maintaining internal financial controls with reference to consolidated financial statements based on the internal control with reference to consolidated financial statements criteria established by the respective Companies considering the essential components of internal control stated in the Guidance Note on Audit of Internal Financial Controls Over Financial Reporting issued by the Institute of Chartered Accountants of India (ICAI). These responsibilities include the design, implementation and maintenance of adequate internal financial controls that were operating effectively for ensuring the orderly and efficient conduct of its business, including adherence to the respective company’s policies, the safeguarding of its assets, the prevention and detection of frauds and errors, the accuracy and completeness of the accounting records, and the timely preparation of reliable financial information, as required under the Companies Act, 2013.

Auditor’s Responsibility

Our responsibility is to express an opinion on the internal financial controls with reference to consolidated financial statements of the Parent, its subsidiary company, which are companies incorporated in India, based on our audit. We conducted our audit in accordance with the Guidance Note on Audit of Internal Financial Controls Over Financial Reporting (the “Guidance Note”) issued by the Institute of Chartered Accountants of India and the Standards on Auditing, prescribed under Section 143(10) of the Companies Act, 2013, to the extent applicable to an audit of internal financial controls with reference to consolidated financial statements. Those Standards and the Guidance Note require that we comply with ethical requirements and plan and perform the audit to obtain reasonable assurance about whether adequate internal financial controls with reference to consolidated financial statements was established and maintained and if such controls operated effectively in all material respects.

Our audit involves performing procedures to obtain audit evidence about the adequacy of the internal financial controls with reference to consolidated financial statements and their operating effectiveness. Our audit of internal financial controls with reference to consolidated financial statements included obtaining an understanding of internal financial controls with reference to consolidated financial statements, assessing the risk that a material weakness exists, and testing and evaluating the design and operating effectiveness of internal control based on the assessed risk. The procedures selected depend on the auditor’s judgement, including the assessment of the risks of material misstatement of the financial statements, whether due to fraud or error.

We believe that the audit evidence we have obtained and the audit evidence obtained by other auditor of the subsidiary company, which are companies incorporated in India, in terms of their reports referred to in the Other Matters paragraph below, is sufficient and appropriate to provide a basis for our audit opinion on the internal financial controls with reference to consolidated financial statements of the Parent, its subsidiary company, which are companies incorporated in India.

Meaning of Internal Financial Controls with reference to consolidated financial statements.

A company’s internal financial control with reference to consolidated financial statements is a process designed to provide reasonable assurance regarding the reliability of financial reporting and the preparation of financial statements for external purposes in accordance with generally accepted accounting principles. A company’s internal financial control with reference to consolidated financial statements includes those policies and procedures that (1) pertain to the maintenance of records that, in reasonable detail, accurately and fairly reflect the transactions and dispositions of the assets of the company; (2) provide reasonable assurance that transactions are recorded as necessary to permit preparation of financial statements in accordance with generally accepted accounting principles, and that receipts and expenditures of the company are being made only in accordance with authorizations of management and directors of the company; and (3) provide reasonable assurance regarding prevention or timely detection of unauthorized acquisition, use, or disposition of the company’s assets that could have a material effect on the financial statements.

Annexure “A” to the Independent Auditor’s Report

Inherent Limitations of Internal Financial Controls with reference to consolidated financial statements.

Because of the inherent limitations of internal financial controls with reference to consolidated financial statements, including the possibility of collusion or improper management override of controls, material misstatements due to error or fraud may occur and not be detected. Also, projections of any evaluation of the internal financial controls with reference to consolidated financial statements to future periods are subject to the risk that the internal financial control with reference to consolidated financial statements may become inadequate because of changes in conditions, or that the degree of compliance with the policies or procedures may deteriorate.

Opinion

In our opinion to the best of our information and according to the explanations given to us and based on the consideration of the reports of the other auditor referred to in the Other Matters paragraph below, the Parent, its subsidiary company, which are companies incorporated in India, have, in all material respects, an adequate internal financial controls with reference to consolidated financial statements and such internal financial controls with reference to consolidated financial statements were operating effectively as at March 31, 2025, based on the criteria for internal financial control with reference to consolidated financial statements established by the respective companies considering the essential components of internal control stated in the Guidance Note on Audit of Internal Financial Controls Over Financial Reporting issued by the Institute of Chartered Accountants of India.

Other Matters

Our aforesaid report under Section 143(3)(i) of the Act on the adequacy and operating effectiveness of the internal financial controls with reference to consolidated financial statements insofar as it relates to 1 (one) subsidiary company, which are companies incorporated in India, is based solely on the corresponding reports of the auditors of such companies incorporated in India.

Our opinion is not modified in respect of the above matters.

For **Deloitte Haskins & Sells LLP**

Chartered Accountants

Firm’s Registration No.117366W/W-100018

R Prasanna Venkatesh

Partner

Membership No.214045

UDIN: 25214045BMNWIE5607

Place: Chennai

Date: May 30, 2025



Consolidated Balance Sheet as at March 31, 2025

(All amounts are in Rs. Lakhs)

Particulars	Note	As at March 31, 2025	As at March 31, 2024
I. ASSETS			
1. Non-current assets			
(a) Property, plant and equipment	3a	7,439.47	7,114.89
(b) Right -of -Use assets	4	4.76	40.08
(c) Capital work in progress	3b	47.37	183.85
(d) Intangible assets	5	23.09	43.27
(e) Financial assets			
(i) Trade Receivables	12b	790.47	-
(ii) Other financial assets	6	490.97	5.97
(f) Deferred tax assets (net)	7	1,254.84	665.19
(g) Non-current tax assets (net)	8	155.98	187.48
(h) Other non-current assets	9	390.83	432.92
Total non-current assets		10,597.78	8,673.65
2. Current assets			
(a) Biological assets	10	58.60	-
(b) Inventories	11	8,912.42	8,290.65
(c) Financial assets			
(i) Trade receivables	12a	3,327.60	4,255.13
(ii) Cash and cash equivalents	13	48.58	39.10
(iii) Other balances with bank	14	620.02	1,662.20
(iv) Other financial assets	6	42.82	100.62
(d) Other current assets	9	840.50	1,226.36
Total current assets		13,850.54	15,574.06
TOTAL ASSETS		24,448.32	24,247.71
II. EQUITY AND LIABILITIES			
1. Equity			
(a) Equity share capital	15	4,142.68	4,142.68
(b) Other equity	16	11,375.92	13,112.08
Total Equity		15,518.60	17,254.76
2. Non-current liabilities			
(a) Financial liabilities			
(i) Lease Liabilities	4	-	5.88
(b) Provisions	17	275.65	307.52
Total non-current liabilities		275.65	313.40
3. Current liabilities			
(a) Financial Liabilities			
(i) Borrowings	18	4,381.35	2,593.11
(ii) Lease Liabilities	4	5.88	41.69
(iii) Trade payables			
(i) total outstanding dues of micro enterprises and small enterprises		654.03	230.05
(ii) total outstanding dues of creditors other than micro enterprises and small enterprises	19	2,597.93	2,936.55
(iv) Other financial liabilities	20	697.32	629.14
(b) Provisions	17	19.77	29.49
(c) Other current liabilities	21	297.79	219.52
Total current liabilities		8,654.07	6,679.55
TOTAL EQUITY AND LIABILITIES		24,448.32	24,247.71

See accompanying notes 1-48 forming an integral part of the Consolidated financial statements

In terms of our report attached

For and on behalf of the Board of Directors

For **Deloitte Haskins & Sells LLP**

Chartered Accountants

Firm's Registration No. 117366W/W-100018

R Prasanna Venkatesh

Partner

Membership No:214045

Place: Chennai

Date: May 30, 2025

Varun Aditya Thapar

Chairman

DIN : 02322660

Place : New Delhi

Date: May 30, 2025

Ramakanth V Akula

Chief Executive Officer
& Whole -Time Director

DIN : 07107616

Place : New Delhi

Date: May 30, 2025

Rahul C Mehta

Director

DIN : 00397420

Place : New Delhi

Date: May 30, 2025

R Sureshkumar

Chief Financial Officer
& Compliance Officer

Place : New Delhi

Date: May 30, 2025

Consolidated Statement of Profit and Loss for the year ended March 31, 2025

(All amounts are in Rs. Lakhs)

Particulars	Note	For the year ended March 31, 2025	For the year ended March 31, 2024
I. Revenue from operations	22	27,770.66	33,925.31
II. Other income	23	522.35	308.21
III. Total Income (I+II)		28,293.01	34,233.52
IV. Expenses			
a) Cost of materials consumed	24	22,865.49	26,666.00
b) Purchases of stock-in-trade	25	263.33	446.68
c) Changes in inventories of finished goods, work in progress, stock-in-trade and biological assets	26	(2,090.82)	(1,570.18)
d) Employee benefits expense	27	2,335.31	2,657.97
e) Finance costs	28	275.46	300.65
f) Depreciation and amortization expenses	29	808.39	951.73
g) Other expenses	30	6,225.56	6,106.44
Total Expenses (IV)		30,682.72	35,559.29
V. Loss before tax (III-IV)		(2,389.71)	(1,325.77)
VI. Tax expenses	31		
a) Current tax		-	-
b) Deferred tax		(573.57)	(280.61)
Total Tax Expenses (VI)		(573.57)	(280.61)
VII. Loss for the year (V-VI)		(1,816.14)	(1,045.16)
VIII. Other comprehensive income			
a) Items that will not be reclassified to profit or loss			
(i) Re-measurements of defined benefit plans	39	63.91	38.76
(ii) Income tax relating to above	31	16.08	(9.76)
Total other comprehensive income		79.99	29.00
IX. Total comprehensive Loss year (VII+VIII)		(1,736.15)	(1,016.16)
X. Earnings per equity share (Nominal value of Rs.10/- per share)	32		
a) Basic		(4.38)	(2.52)
b) Diluted		(4.38)	(2.52)

See accompanying notes 1-48 forming an integral part of the Consolidated financial statements

In terms of our report attached

For and on behalf of the Board of DirectorsFor **Deloitte Haskins & Sells LLP**

Chartered Accountants

Firm's Registration No. 117366W/W-100018

R Prasanna Venkatesh

Partner

Membership No:214045

Place: Chennai

Date: May 30, 2025

Varun Aditya Thapar

Chairman

DIN : 02322660

Place : New Delhi

Date: May 30, 2025

Ramakanth V AkulaChief Executive Officer
& Whole -Time Director

DIN : 07107616

Place : New Delhi

Date: May 30, 2025

Rahul C Mehta

Director

DIN : 00397420

Place : New Delhi

Date: May 30, 2025

R SureshkumarChief Financial Officer
& Compliance Officer

Place : New Delhi

Date: May 30, 2025

Consolidated Statement of Cash flows for the Year ended March 31, 2025

(All amounts are in Rs. Lakhs)

Particulars	For The Year Ended March 31, 2025		For The Year Ended March 31, 2024	
A. CASH FLOW FROM OPERATING ACTIVITIES				
Loss Before Tax		(2,389.71)		(1,325.77)
Adjustments for:				
Depreciation and amortisation expenses	773.07		904.80	
Depreciation on Right of Use assets	35.32		46.93	
Finance cost on lease liabilities	2.57		6.75	
Property, plant and equipment written off	-		0.49	
Finance costs	272.89		293.90	
Interest income	(72.78)		(191.66)	
Interest on income tax refund	(11.46)		(72.51)	
Bad debts recovery	(5.99)		(3.95)	
Provisions for expected credit loss (net)	88.61		129.08	
Provision for doubtful advances written off (net of reversal)	2.78		-	
Provision for Inventory	165.15		-	
Provision no longer required written back	(351.86)		(36.98)	
Unrealised foreign exchange loss	7.85		3.97	
		906.15		1,080.82
Operating loss before working capital changes		(1,483.56)		(244.95)
Changes in working capital:				
Adjustments for (increase) / decrease in operating assets:				
Inventories	(786.92)		(780.99)	
Trade receivables	398.30		4,278.21	
Biological assets	(58.60)		18.25	
Other assets (non-current and current)	312.66		(730.32)	
Other financial assets (non-current and current)	(0.25)		6.71	
Adjustments for (decrease) / increase in operating liabilities:				
Trade payables	85.52		(1,390.95)	
Other financial liabilities (non-current and current)	134.32		(725.35)	
Other liabilities (non-current and current)	78.27		(34.82)	
Provisions (non-current and current)	22.13		61.07	
		185.43		701.82
Cash generated from / (used in) operations		(1,298.13)		456.86
Net income taxes refund (Net) (including interest)		42.96		211.28
NET CASH GENERATED FROM / (USED IN) OPERATING ACTIVITIES (A)		(1,255.17)		668.14
B. CASH FLOW FROM INVESTING ACTIVITIES				
Acquisition of property, plant and equipment and intangible assets	(877.63)		(575.15)	
Proceeds from fixed deposits matured	1,039.20		2,049.38	
Investment in fixed deposits	(485.00)		(1,549.36)	
Interest received on deposits and others	116.83	(206.60)	154.28	79.15
NET CASH GENERATED FROM / (USED IN) INVESTING ACTIVITIES (B)		(206.60)		79.15
C. CASH FLOW FROM FINANCING ACTIVITIES				
Finance costs	(272.89)		(293.90)	
Proceeds from Working Capital Demand Loan	13,850.00		3,120.00	
Repayment of Working Capital Demand Loan	(13,600.00)		(3,855.00)	
Repayment of Pre-Shipment Credit In Foreign Currency	-		(357.81)	
Principal repayment For Lease asset	(41.53)		(50.39)	
Finance Cost on Lease liabilities	(2.57)	(66.99)	(6.75)	(1,443.85)
NET CASH GENERATED FROM / (USED IN) FINANCING ACTIVITIES (C)		(66.99)		(1,443.85)
DECREASE IN CASH AND CASH EQUIVALENTS (A + B + C)		(1,528.76)		(696.55)
Cash and cash equivalents as at Apr 1		(304.01)		392.55
Cash and cash equivalents as at Mar 31		(1832.77)		(304.01)
Net decrease in cash and cash equivalents		(1,528.76)		(696.55)

Consolidated Statement of Cash flows for the Year ended March 31, 2025

(All amounts are in Rs. Lakhs)

Notes :

i. Cash and cash equivalents as at :

Particulars	For the Year ended March 31, 2025	For the Year ended March 31, 2024
Cash in hand	2.44	2.72
Balances with banks:		
In current accounts	46.14	36.38
Less: Bank Overdraft and Cash Credit Facilities	(1881.35)	(343.11)
Total	(1832.77)	(304.01)

ii. The above statement of consolidated cashflow has been prepared under the indirect method as set out in Indian Accounting standard (IND AS) 7 statement of cashflow

iii. Trade receivable amounting to Rs. 642.87 lakhs (In Financials year end Mar 31,2024 Rs.2622.76 Lakhs) has been adjusted against trade payable during year ended March 2025.

iv. Changes in liabilities arising from financing activities

Particulars	As at April 1, 2024	Cash Flows	Non cash Changes		As at March 31, 2025
			Fair value changes	Current / Non - current Classification	
i) Borrowings (Current)					
a) Working capital demand loan	2,250.00	250.00	-	-	2,500.00
b) Preshipment - credit in Foreign Currency	-	-	-	-	-
ii) Other Liabilities	47.57	(41.53)	-	-	5.88

Particulars	As at April 1, 2023	Cash Flows	Non cash Changes		As at March 31, 2024
			Fair value changes	Current / Non - current Classification	
i) Borrowings Current					
a) Working capital demand loan	2,985.00	(735.00)	-	-	2,250.00
b) Pre-shipment credit in foreign currency	357.81	(357.81)	-	-	-
ii) Other financial liabilities	97.96	(50.39)	-	-	47.57

See accompanying notes 1-48 forming an integral part of the Consolidated financial statements

In terms of our report attached

For and on behalf of the Board of Directors

For **Deloitte Haskins & Sells LLP**

Chartered Accountants

Firm's Registration No. 117366W/W-100018

R Prasanna Venkatesh

Partner

Membership No:214045

Place: Chennai

Date: May 30, 2025

Varun Aditya Thapar

Chairman

DIN : 02322660

Place : New Delhi

Date: May 30, 2025

Ramakanth V Akula

Chief Executive Officer

& Whole -Time Director

DIN : 07107616

Place : New Delhi

Date: May 30, 2025

Rahul C Mehta

Director

DIN : 00397420

Place : New Delhi

Date: May 30, 2025

R Sureshkumar

Chief Financial Officer

& Compliance Officer

Place : New Delhi

Date: May 30, 2025



Consolidated Statement of Changes in Equity for the year ended March 31, 2025

(All amounts are in Rs. Lakhs)

A) Equity Share capital

Balance as at April 1, 2024	Changes in Equity share capital due to Prior Period errors	Restated balance at the beginning of the current reporting Period	Changes in equity share capital during the current year	Balance as at March 31, 2025
4,142.68	-	4,142.68	-	4,142.68

Balance as at April 1, 2023	Changes in Equity share capital due to Prior Period errors	Restated balance at the beginning of the current reporting Period	Changes in equity share capital during the current year	Balance as at March 31, 2024
4142.68	-	4,142.68	-	4,142.68

B) Other Equity

Particulars	Reserves and Surplus				Total
	Securities premium	Capital reserve	General reserve	Retained earnings	
Balance as at Apr 1, 2023	1,473.49	1,026.10	1,315.07	10,313.57	14,128.23
Restated balance as at Apr 1, 2023	1,473.49	1,026.10	1,315.07	10,313.57	14,128.23
Loss for the year	-	-	-	(1,045.16)	(1,045.16)
Re-measurement gain on defined benefit plan (net of tax)	-	-	-	29.00	29.00
Total comprehensive loss for the year	-	-	-	(1,016.16)	(1,016.16)
Transfer to retained earnings	-	-	-	-	-
Balance as at Mar 31, 2024	1,473.49	1,026.10	1,315.07	9,297.41	13,112.08
Restated balance as at Mar 31, 2024	1,473.49	1,026.10	1,315.07	9,297.41	13,112.08
Loss for the year	-	-	-	(1,816.14)	(1,816.14)
Re-measurement gain on defined benefit plan (net of tax)	-	-	-	79.99	79.99
Total comprehensive loss for the year	-	-	-	(1,736.14)	(1,736.14)
Balance as at Mar 31, 2025	1,473.49	1,026.10	1,315.07	7,561.27	11,375.92

See accompanying notes 1-48 forming an integral part of the Consolidated financial statements

In terms of our report attached

For and on behalf of the Board of Directors

For **Deloitte Haskins & Sells LLP**

Chartered Accountants

Firm's Registration No. 117366W/W-100018

R Prasanna Venkatesh

Partner

Membership No:214045

Place: Chennai

Date: May 30, 2025

Varun Aditya Thapar

Chairman

DIN : 02322660

Place : New Delhi

Date: May 30, 2025

Ramakanth V Akula

Chief Executive Officer

& Whole -Time Director

DIN : 07107616

Place : New Delhi

Date: May 30, 2025

Rahul C Mehta

Director

DIN : 00397420

Place : New Delhi

Date: May 30, 2025

R Sureshkumar

Chief Financial Officer

& Compliance Officer

Place : New Delhi

Date: May 30, 2025

Notes to Consolidated Financial Statement for the year ended March 31, 2025

Corporate Information

The Waterbase Limited ("the Parent"), is a listed entity incorporated in the year 1987 in India, and its subsidiaries (together "the Group") are in the business of manufacturing and sale of Shrimp Feeds and Shrimp Aquaculture for 30 years. The Group is also in the business of Shrimp Hatchery

Note No. 1. Basis of accounting and Preparation of Consolidated Financial Statement

1.1 Statement of Compliance with Ind AS

These consolidated financial statements have been prepared in accordance with the Indian Accounting Standards (hereinafter referred to as the 'Ind AS') as notified by Ministry of Corporate Affairs pursuant to Section 133 of the Companies Act, 2013 ('Act') read with of the Companies (Indian Accounting Standards) Rules, 2015 as amended and other relevant provisions of the Act.

1.2 Basis of preparation and measurement

The consolidated financial statements have been prepared on the historical cost basis, except for certain financial instruments which are measured at fair values at the end of each reporting period. Historical cost is generally based on the fair value of the consideration given in exchange for goods and services.

Fair value is the price that would be received to sell an asset or paid to transfer a liability in an orderly transaction between market participants at the measurement date, regardless of whether that price is directly observable or estimated using another valuation technique.

The fair value of an asset or a liability is measured using the assumptions that market participants would use when pricing the asset or liability, assuming that market participants act in their economic best interest.

A fair value measurement of a non-financial asset takes into account a market participant's ability to generate economic benefits by using the asset in its highest and best use or by selling it to another market participant that would use the asset in its highest and best use.

The Group uses valuation techniques that are appropriate in the circumstances and for which sufficient data are available to measure fair value, maximising the use of relevant observable inputs and minimising the use of unobservable inputs.

All assets and liabilities for which fair value is measured or disclosed in the consolidated financial statements are categorised within the fair value hierarchy, described as follows, based on the lowest level input that is significant to the fair value measurement as a whole:

Level 1 – Quoted (unadjusted) market prices in active markets for identical assets or liabilities

Level 2 – Valuation techniques for which the lowest level input that is significant to the fair value measurement is directly or indirectly observable

Level 3 – Valuation techniques for which the lowest level input that is significant to the fair value measurement is Unobservable

Accounting policies have been consistently applied except where a newly issued accounting standard is initially adopted or a revision to an existing accounting standard requires a change in the accounting policy hitherto in use.

1.3 Basis of Consolidation

The consolidated financial statements incorporate the financial statements of the Parent and entities controlled by the Company i.e. its subsidiaries.

Control is achieved when the Company is exposed to, or has rights to the variable returns of the entity and the ability to affect those returns through its power over the entity.

The results of subsidiaries acquired or disposed off during the year are included in the consolidated statement of profit and loss from the effective date of acquisition or up to the effective date of disposal, as appropriate.

Wherever necessary, adjustments are made to the financial statements of subsidiaries to bring their accounting policies in line with those used by other members of the Group.

Intra-group transactions, balances, income and expenses are eliminated on consolidation.

Non-controlling interests in the net assets (excluding goodwill) of consolidated subsidiaries are identified separately from the Group's equity. The interest of non-controlling shareholders may be initially measured either at fair value or

Notes to Consolidated Financial Statements for the year ended March 31, 2025

at the non-controlling interests' proportionate share of the fair value of the acquiree's identifiable net assets. The choice of measurement basis is made on an acquisition by- acquisition basis. Subsequent to acquisition, the carrying value of non-controlling interests is the amount of those interests at initial recognition plus the non-controlling interests' share of subsequent changes in equity. Total comprehensive income is attributed to non-controlling interests even if it results in the non-controlling interests having a deficit balance

Note No. 2. Material Accounting Policies

2.1 Property plant and equipment

Property, plant and equipment are initially recognised at cost. The initial cost of property, plant and equipment comprises its purchase price, including non-refundable duties and taxes net of any trade discounts and rebates. The cost of property, plant and equipment includes interest on borrowings (borrowing cost) directly attributable to acquisition, construction or production of qualifying assets subsequent to initial recognition. Property, plant and equipment are stated at cost less accumulated depreciation (other than freehold land, which are stated at cost) and impairment losses, if any.

Subsequent costs are included in the asset's carrying amount or recognised as a separate asset, as appropriate, only when it is probable that future economic benefits associated with the item will flow to the Group and the cost of the item can be measured reliably. The carrying amount of any component accounted for as a separate asset is derecognised when replaced. All other repairs and maintenance are charged to profit or loss during the reporting period in which they are incurred.

Assets held under finance leases are depreciated over their expected useful lives on the same basis as owned assets. However, when there is no reasonable certainty that ownership will be obtained by the end of the lease term, assets are depreciated over the shorter of the lease term and useful lives.

Depreciation is recognised so as to write off the cost of assets (other than freehold land and capital work in progress) less their residual values over the useful lives, using the straight- line method ("SLM") as defined in Schedule II to the Companies Act, 2013. Management believes based on a technical evaluation (which is based on technical advice, taking into account the nature of the asset, the estimated usage of the asset, the operating conditions of the asset, past history of replacement, anticipated technological changes, manufacturers warranties and maintenance support, etc.) that the revised useful lives of the assets reflect the periods over which these assets are expected to be used, which are as follows:

<u>Asset</u>	<u>Useful live</u>
Building	
Buildings including factory buildings – other than RCC frame structure	30 years
Buildings other than factory buildings – RCC frame structure	60 years
Fences, wells and tube wells	5 Years
Temporary structure	3 years
Non-carpeted road	3 years
Plant and equipment	
Plant and Machinery (including general laboratory equipment)	1-30 years
Furniture and fixtures	1-10 years
Office Equipment	1-5 years
Vehicles	6-10 years
Computers	
Computer - Server and networks	6 years
Computer – Desktops, Laptops	3 years
Computer – Accessories	1 year

The carrying values of property, plant and equipment are reviewed for impairment when events or changes in circumstances indicate that the carrying value may not be recoverable.

Notes to Consolidated Financial Statements for the year ended March 31, 2025

The residual values, useful life and depreciation method are reviewed at each financial year-end to ensure that the amount, method and period of depreciation are consistent with previous estimates and the expected pattern of consumption of the future economic benefits embodied in the items of property, plant and equipment.

An item of property, plant and equipment is derecognised upon disposal or when no future economic benefits are expected to arise from the continued use of the asset. Any gain or loss arising on disposal or retirement of an item of property, plant and equipment is determined as the difference between sales proceeds and the carrying amount of the asset and is recognised in profit or loss. Fully depreciated assets still in use are retained in consolidated financial statements.

2.2 Intangible assets

Intangible assets are measured on initial recognition at cost and subsequently are carried at cost less accumulated amortisation and accumulated impairment losses, if any. All intangible assets are tested for impairment. Amortization expenses and impairment losses and reversal of impairment losses are taken to the Consolidated Statement of Profit and Loss.

An intangible asset is derecognised on disposal, or when no future economic benefits are expected from use or disposal. Gains or losses on derecognition are determined by comparing proceeds with carrying amount. These are included in profit or loss.

The Group amortises intangible assets with a finite useful life using the straight-line method over the following range of useful lives:

<u>Asset</u>	<u>Useful life</u>
Computer software	5-10 years

The estimated useful life is reviewed annually by the management.

2.3 Capital work-in-progress and intangible assets under development

Capital work-in-progress / intangible assets under development are carried at cost, comprising direct cost, related incidental expenses and attributable borrowing cost.

2.4 Non-derivative financial instruments

Financial assets and liabilities are recognised when the Group becomes a party to the contractual provisions of the instrument. Financial assets and liabilities are initially measured at fair value. Transaction costs that are directly attributable to the acquisition or issue of financial assets and financial liabilities (other than financial assets and financial liabilities at fair value through profit or loss) are added to or deducted from the fair value measured on initial recognition of financial asset or financial liability.

Cash and cash equivalents

The Group considers all highly liquid financial instruments, which are readily convertible into known amounts of cash that are subject to an insignificant risk of change in value and having original maturities of three months or less from the date of purchase, to be cash equivalents. Cash and cash equivalents consist of balances with banks which are unrestricted for withdrawal and usage.

Financial assets at amortised cost

Financial assets are subsequently measured at amortised cost if these financial assets are held within a business whose objective is to hold these assets in order to collect contractual cash flows and the contractual terms of the financial asset give rise on specified dates to cash flows that are solely payments of principal and interest on the principal amount outstanding.

Financial assets at fair value through other comprehensive income (FVTOCI)

Financial assets are measured at fair value through other comprehensive income if these financial assets are held within a business whose objective is achieved by both collecting contractual cash flows that give rise on specified dates to solely payments of principal and interest on the principal amount outstanding and by selling financial assets.

The Group has made an irrevocable election to present subsequent changes in the fair value of equity investments not held for trading in Other Comprehensive Income.

Financial assets at fair value through profit or loss (FVTPL)

Financial assets are measured at fair value through profit or loss unless it is measured at amortised cost or at fair value through other comprehensive income on initial recognition. The transaction costs directly attributable to the acquisition of

Notes to Consolidated Financial Statements for the year ended March 31, 2025

financial assets and liabilities at fair value through profit or loss are immediately recognised in profit or loss.

Financial liabilities

Financial liabilities are measured at amortised cost using the effective interest method.

Equity instruments

An equity instrument is a contract that evidences residual interest in the assets of the Group after deducting all of its liabilities. Equity instruments recognised by the Group are measured at the proceeds received net off direct issue cost.

Offsetting of financial instruments

Financial assets and financial liabilities are off set and the net amount is reported in consolidated financial statements if there is a currently enforceable legal right to offset the recognised amounts and there is an intention to settle on a net basis, to realise the assets and settle the liabilities simultaneously.

2.5 Impairment

Financial assets (other than at fair value)

The Group assesses on a forward-looking basis the expected credit losses associated with its assets carried at amortised cost. The impairment methodology applied depends on whether there has been a significant increase in credit risk.

For trade receivables only, the Group applies the simplified approach permitted by Ind AS 109 Financial Instruments, which requires expected lifetime losses to be recognised from initial recognition of the receivables.

Allowance for trade receivables

Trade receivables do not carry any interest and are stated at their normal value as reduced by appropriate allowances for expected credit loss. The Company recognises impairment loss allowance based upon expected credit loss at each reporting date, right from its initial recognition on the basis of past trend and also based on the provision policy framed by the management after adjusting the market value of the security taken from the customers in the form of mortgage property and bank guarantee. For recognition of impairment loss on other financial assets and risk exposure, the Company determines that whether there has been a significant increase in the credit risk since initial recognition.

Property Plant and Equipment's and intangibles assets

Property, plant and equipment and intangible assets with finite life are evaluated for recoverability whenever there is any indication that their carrying amounts may not be recoverable. If any such indication exists, the recoverable amount (i.e. higher of the fair value less cost to sell and the value-in-use) is determined on an individual asset basis unless the asset does not generate cash flows that are largely independent of those from other assets. In such cases, the recoverable amount is determined for the cash generating unit (CGU) to which the asset belongs.

If the recoverable amount of an asset (or CGU) is estimated to be less than its carrying amount, the carrying amount of the asset (or CGU) is reduced to its recoverable amount. An impairment loss is recognised in the Consolidated Statement of Profit and Loss.

Impairment losses recognised in prior years are reversed when there is an indication that the impairment losses recognised no longer exist or have decreased. Such reversals are recognised as an increase in carrying amounts of assets to the extent that it does not exceed the carrying amounts that would have been determined (net of amortization or depreciation) had no impairment loss been recognised in previous years.

2.6 Inventories

Inventories are valued at lower of cost (on weighted average basis) and net realisable value after providing for obsolescence and other losses, where considered necessary. Cost includes all charges in bringing the goods to their present location and condition, including all taxes and other levies, transit insurance and receiving charges. Work-in-progress and finished goods include appropriate proportion of overheads and, where applicable, excise duty. Net realisable value is the estimated selling price in the ordinary course of business, less the estimated costs of completion and the estimated costs necessary to make the sale.

2.7 Biological assets

Biological assets of the Group comprises of livestock of shrimps breeders and different phases of shrimp (viz. Zoea, Mysis, Post Larvae, etc.) that are classified as current biological assets. The Group recognises biological assets when, and only when, the Group controls the assets as a result of past events, it is probable that future economic benefits associated with

Notes to Consolidated Financial Statements for the year ended March 31, 2025

such assets will flow to the Group and the fair value or cost of the assets can be measured reliably. Expenditure incurred on biological assets are measured on initial recognition and at the end of each reporting period at its fair value less costs to sell. The gain or loss arising from a change in fair value less costs to sell of biological assets are included in Consolidated Statement of Profit and Loss for the period in which it arises.

2.8 Goodwill on Consolidation

Goodwill on consolidation is stated at cost (substituted for restated cost where applicable) less impairment loss, where applicable. On disposal of a subsidiary, attributable amount of goodwill is included in the determination of the profit and loss recognised in the consolidated statement of profit and loss. Impairment loss, if any to the extent the carrying amount exceeds the recoverable amount is charged off to the consolidated statement of profit and loss as it arises and is not reversed.

For impairment testing, goodwill is allocated to cash generating unit (CGU) or group of CGUs to which it relates, which is not larger than an operating segment

2.9 Revenue recognition

Revenue from contract with customers for sale of goods and services

Revenue from contract with customers is recognised when the Group satisfies performance obligation by transferring promised goods and services to the customer. Performance obligations are satisfied at a point of time or over a period of time. Performance obligations satisfied over a period of time are recognised as per the terms of relevant contractual agreements/ arrangements. Performance obligations are said to be satisfied at a point of time when the customer obtains controls of the asset.

Revenue is measured based on transaction price, which is the fair value of the consideration received or receivable, stated net of discounts, returns and value added tax. Transaction price is recognised based on the price specified in the contract, net of the estimated sales incentives/ discounts. Accumulated experience is used to estimate and provide for the discounts/ right of return, using the expected value method.

A refund liability is recognised for expected returns in relation to sales made corresponding assets are recognised for the products expected to be returned.

The Group recognises as an asset, the incremental costs of obtaining a contract with a customer, if the Group expects to recover those costs. The said asset is amortised on a systematic basis consistent with the transfer to goods or services to the customer.

Dividend

Dividend income from investments is recognised when the unconditional right to receive payment has been established (provided that it is probable that the economic benefits will flow to the Group and the amount of income can be measured reliably).

Insurance claims

Insurance claims are accounted for on the basis of claims admitted / expected to be admitted and to the extent that there is no uncertainty in receiving the claims.

2.10 Research and Development expenses

Research expenditure is charged to the Consolidated Statement of Profit and Loss. Development costs of products are also charged to the Consolidated Statement of Profit and Loss unless a product's technical feasibility has been established, in which case such expenditure is capitalised. Tangible assets used in research and development are capitalised.

2.11 Leases

The Group as a lessee:

The Group's lease asset classes primarily consist of leases for land and buildings. The Group assesses whether a contract contains a lease, at inception of a contract. A contract is, or contains, a lease if the contract conveys the right to control the use of an identified asset for a period of time in exchange for consideration. To assess whether a contract conveys the right to control the use of an identified asset, the Group assesses whether: (i) the contract involves the use of an identified asset (ii) the Group has substantially all of the economic benefits from use of the asset through the period of the lease and (iii) the Group has the right to direct the use of the asset.

Notes to Consolidated Financial Statements for the year ended March 31, 2025

At the date of commencement of the lease, the Group recognizes a right-of-use asset ("ROU") and a corresponding lease liability for all lease arrangements in which it is a lessee, except for leases with a term of twelve months or less (short-term leases) and low value leases. For these short-term and low value leases, the Group recognizes the lease payments as an operating expense on a straight-line basis over the term of the lease.

Certain lease arrangements includes the options to extend or terminate the lease before the end of the lease term. ROU assets and lease liabilities includes these options when it is reasonably certain that they will be exercised.

The right-of-use assets are initially recognized at cost, which comprises the initial amount of the lease liability adjusted for any lease payments made at or prior to the commencement date of the lease plus any initial direct costs less any lease incentives. They are subsequently measured at cost less accumulated depreciation and impairment losses.

Right-of-use assets are depreciated from the commencement date on a straight-line basis over the shorter of the lease term and useful life of the underlying asset. Right of use assets are evaluated for recoverability whenever events or changes in circumstances indicate that their carrying amounts may not be recoverable. For the purpose of impairment testing, the recoverable amount (i.e. the higher of the fair value less cost to sell and the value-in-use) is determined on an individual asset basis unless the asset does not generate cash flows that are largely independent of those from other assets. In such cases, the recoverable amount is determined for the Cash Generating Unit (CGU) to which the asset belongs.

The lease liability is initially measured at amortized cost at the present value of the future lease payments. The lease payments are discounted using the interest rate implicit in the lease or, if not readily determinable, using the incremental borrowing rates in the country of domicile of these leases. Lease liabilities are remeasured with a corresponding adjustment to the related right of use asset if the Group changes its assessment if whether it will exercise an extension or a termination option.

Lease liability and ROU asset have been separately presented in the Consolidated Balance Sheet and lease payments have been classified as financing cash flows.

The Group as a lessor:

Leases for which the Group is a lessor is classified as a finance or operating lease. Whenever the terms of the lease transfer substantially all the risks and rewards of ownership to the lessee, the contract is classified as a finance lease. All other leases are classified as operating leases.

For operating leases, rental income is recognized on a straight line basis over the term of the relevant lease.

2.12 Employee benefit expenses

Employee benefits consist of contribution to provident fund, superannuation fund, gratuity fund and compensated absences.

Post-employment benefit plans

Defined Contribution plans

Payments to defined contribution retirement benefit scheme for eligible employees in the form of superannuation fund are charged as an expense as they fall due. Such benefits are classified as Defined Contribution Schemes as the Group does not carry any further obligations, apart from the contributions made.

The Group also makes contribution towards provident fund, in substance a defined contribution retirement benefit plan for qualifying employees. The provident fund is deposited with the Provident Fund Commissioner which is recognized by the Income Tax authorities.

Defined benefit plans

The liability or asset recognised in the consolidated balance sheet in respect of its defined benefit plans is the present value of the defined benefit obligation at the end of the reporting period less the fair value of plan assets. The defined benefit obligation is calculated annually by actuaries using the projected unit credit method.

The present value of the said obligation is determined by discounting the estimated future cash outflows, using market yields of government bonds that have tenure approximating the tenures of the related liability.

The interest income / (expense) are calculated by applying the discount rate to the net defined benefit liability or asset. The net interest income / (expense) on the net defined benefit liability or asset is recognised in the Consolidated Statement of Profit and loss.

Notes to Consolidated Financial Statements for the year ended March 31, 2025

Re-measurement gains and losses arising from experience adjustments and changes in actuarial assumptions are recognised in the period in which they occur, directly in other comprehensive income. They are included in retained earnings in the Statement of Changes in Equity and in the Consolidated Balance Sheet.

Changes in the present value of the defined benefit obligation resulting from plan amendments or curtailments are recognised immediately in profit or loss as past service cost.

Gratuity - The Group has an obligation towards gratuity, a defined benefit plan covering eligible employees. The plan provides for lump sum payment to vested employees on retirement, death while in employment or on separation. Vesting occurs upon completion of five years of service. The liability, which is determined by means of an independent actuarial valuation, is partly funded with LICI by the Group.

Short term employee benefit and other long-term employee benefits

Compensated absences which accrue to employees and which can be carried to future periods but are expected to be encashed or availed in twelve months immediately following the year end are reported as expenses during the year in which the employees perform the services that the benefit covers and the liabilities are reported at the undiscounted amount of the benefits after deducting amounts already paid. Where there are restrictions on availment of encashment of such accrued benefit or where the availment or encashment is otherwise not expected to wholly occur in the next twelve months, the liability on account of the benefit is actuarially determined using the projected unit credit method.

2.13 Foreign currency translation

The functional and presentation currency of the Group is Indian rupee

On initial recognition, all foreign currency transactions are translated into the functional currency using the exchange rates prevailing on the date of the transaction. As at the reporting date, foreign currency monetary assets and liabilities are translated at the exchange rate prevailing on the Consolidated Balance Sheet date and the exchange gains or losses are recognised in the Consolidated Statement of Profit and Loss.

2.14 Borrowing cost

Borrowing costs are interest and ancillary costs incurred in connection with the arrangement of borrowings. General and specific borrowing costs attributable to acquisition and construction of any qualifying asset (one that takes a substantial period of time to get ready for its designated use or sale) are capitalised until such time as the assets are substantially ready for their intended use or sale, and included as part of the cost of that asset. Investment income earned on the temporary investment of specific borrowings pending their expenditure on qualifying assets is deducted from the borrowing costs eligible for capitalisation. Capitalisation of borrowing costs is suspended in the period during which the active development is delayed beyond reasonable time due to other than temporary interruption. All the other borrowing costs are recognised in the Consolidated Statement of Profit and Loss within Finance costs of the period in which they are incurred.

2.15 Segment reporting

Operating segments are defined as components of an enterprise for which discrete financial information is available that is evaluated regularly by the Chief Operating Decision Maker (CODM), in deciding how to allocate resources and assessing performance. The Group's CODM is the CEO.

Segment revenue, segment expenses, segment assets and segment liabilities have been identified to segments on the basis of their relationship to the operating activities of the segment. Inter segment revenue is accounted on the basis of transactions which are primarily determined based on market / fair value factors. Revenue, expenses, assets and liabilities which relate to the Group as a whole and are not allocable to segments on a reasonable basis have been included under "unallocated revenue / expenses / assets / liabilities".

2.16 Taxation

The income tax expense represents the sum of the tax currently payable and deferred tax.

Current tax

The tax currently payable is based on taxable profit for the year. Taxable profit differs from net profit as reported in profit or loss because it excludes items of income or expense that are taxable or deductible in other years and it further excludes items that are never taxable or deductible. The group's liability for current tax is calculated using tax rates that have been enacted or substantively enacted by the end of the reporting period.

Notes to Consolidated Financial Statements for the year ended March 31, 2025

A provision is recognised for those matters for which the tax determination is uncertain but it is considered probable that there will be a future outflow of funds to a tax authority. The provisions are measured at the best estimate of the amount expected to become payable.

Deferred tax

Deferred tax is the tax expected to be payable or recoverable on differences between the carrying amounts of assets and liabilities in the financial statements and the corresponding tax bases used in the computation of taxable profit, and is accounted for using the liability method. Deferred tax liabilities are generally recognised for all taxable temporary differences and deferred tax assets are recognised to the extent that it is probable that taxable profits will be available against which deductible temporary differences can be utilised.

Deferred tax is calculated at the tax rates that are expected to apply in the period when the liability is settled or the asset is realised based on tax laws and rates that have been enacted or substantively enacted at the reporting date.

The measurement of deferred tax liabilities and assets reflects the tax consequences that would follow from the manner in which the company's expects, at the end of the reporting period, to recover or settle the carrying amount of its assets and liabilities.

Deferred tax assets and liabilities are offset when there is a legally enforceable right to set off current tax assets against current tax liabilities and when they relate to income taxes levied by the same taxation authority and the Group intends to settle its current tax assets and liabilities on a net basis.

2.17 Accounting of provisions, contingent liabilities and contingent assets

Provisions are recognized, when there is a present legal or constructive obligation as a result of past events, where it is probable that there will be outflow of resources to settle the obligation and when a reliable estimate of the amount of the obligation can be made. Where a provision is measured using the cash flows estimated to settle the present obligation, its carrying amount is the present value of those cash flows. Where the effect is material, the provision is discounted to net present value using an appropriate current market-based pre-tax discount rate and the unwinding of the discount is included in finance costs.

Contingent liabilities are recognised only when there is a possible obligation arising from past events, due to occurrence or non-occurrence of one or more uncertain future events, not wholly within the control of the Group, or where any present obligation cannot be measured in terms of future outflow of resources, or where a reliable estimate of the obligation cannot be made. Obligations are assessed on an ongoing basis and only those having a largely probable outflow of resources are provided for.

Contingent assets are not recognised in the consolidated financial statements unless an inflow of economic benefits is probable.

2.18 Dividend to equity shareholders

Dividends paid (including income tax thereon) is recognized in the period in which the interim dividends are approved by the Board of Directors, or in respect of the final dividend when approved by shareholders in the general meeting.

2.19 Earnings per share (EPS)

Basic EPS is computed by dividing the profit or loss attributable to the equity shareholders of the Group by the weighted average number of Ordinary equity shares outstanding during the year.

Diluted EPS is computed by adjusting the profit or loss attributable to the ordinary equity shareholders and the weighted average number of ordinary equity shares, for the effects of all dilutive potential Ordinary shares.

2.20 Use of estimates and judgement

The preparation of the consolidated financial statements in conformity with Ind AS requires the management to make estimates and assumptions considered in the reported amounts of assets and liabilities (including contingent liabilities) and the reported income and expenses during the year. The Management believes that the estimates used in preparation of the consolidated financial statements are prudent and reasonable. Future results could differ due to these estimates and the differences between the actual results and the estimates are recognised in the periods in which the results are known / materialise.

Judgements consolidated In the process of applying the Group's accounting policies, management has made the following judgements, apart from those involving estimates, which have the most significant effect on the amounts recognised in the consolidated financial statements:

Notes to Consolidated Financial Statements for the year ended March 31, 2025

Recognition of deferred tax assets

The extent to which deferred tax assets can be recognized is based on an assessment of the probability that future taxable income will be available against which the deductible temporary differences and tax loss carry-forwards can be utilized. In addition, significant judgment is required in assessing the impact of any legal or economic limits or uncertainties in various tax jurisdictions.

Estimates and assumptions

The key assumptions concerning the future and other key sources of estimation uncertainty at the reporting date, that have a significant risk of causing a material adjustment to the carrying amounts of assets and liabilities within the next financial year, are described below. The Group based its assumptions and estimates on parameters available when the consolidated financial statements were prepared. Existing circumstances and assumptions about future developments, however, may change due to market changes or circumstances arising that are beyond the control of the Group. Such changes are reflected in the assumptions when they occur.

Impairment of non-financial assets

In assessing impairment, management estimates the recoverable amount of each asset or cash-generating units based on expected future cash flows and uses an interest rate to discount them. Estimation uncertainty relates to assumptions about future operating results and the determination of a suitable discount rate.

Inventories

Management estimates the net realizable values of inventories, taking into account the most reliable evidence available at each reporting date. The future realization of these inventories may be affected by future technology or other market-driven changes that may reduce future selling prices.

Biological Assets

Management estimates the fair value less costs to sell of biological assets, taking into account the most reliable evidence available at each reporting date. The future realization of these biological assets may be affected by their survival rate, age and / or other market-driven changes that may reduce the future economic benefits associated with such assets. The fair value is arrived at based on the observable market prices of biological assets adjusted for cost to sell, as applicable.

Defined Benefit Obligation (DBO)

Management's estimate of the DBO is based on a number of critical underlying assumptions such as attrition rate, mortality, discount rate and anticipation of future salary increases. Variation in these assumptions may significantly impact the DBO amount and the annual defined benefit expenses (as analyzed in Note 40).

Useful lives of depreciable assets

Management reviews its estimate of the useful lives of depreciable assets at each reporting date, based on the expected utility of the assets. Uncertainties in these estimates relate to technological obsolescence that may change the utility of certain assets.

Fair value measurement of financial instruments

Fair value is the price that would be received to sell an asset or paid to transfer a liability in an orderly transaction between market participants at the measurement date. The fair value measurement is based on the presumption that the transaction to sell the asset or transfer the liability takes place either:

- (i) In the principal market for the asset or liability, or
- (ii) In the absence of a principal market, in the most advantageous market for the asset or liability

Management uses valuation techniques to determine the fair value of financial instruments (where active market quotes are not available) and non-financial assets. This involves developing estimates and assumptions consistent with how market participants would price the instrument. Management bases its assumptions on observable data as far as possible but this is not always available. In that case management uses the best information available. Estimated fair values may vary from the actual prices that would be achieved in an arm's length transaction at the reporting date.

Current and non-current classification

All assets and liabilities have been classified as current or non-current as per the Group's normal operating cycle and other criteria set out in the Schedule III to the Companies Act, 2013. Based on the nature of products and time between



Notes to Consolidated Financial Statements for the year ended March 31, 2025

the acquisition of assets for processing and their realization in cash and cash equivalents, the Group has ascertained its operating cycle as 12 months for the purpose of current or non-current classification of assets and liabilities.

2.20 Recent pronouncements

Ministry of Corporate Affairs ("MCA") notifies new standard or amendments to the existing standards under Companies (Indian Accounting Standards) Rules as issued from time to time. On March 31, 2023, MCA amended the Companies (Indian Accounting Standards) Rules, 2015 by issuing the Companies (Indian Accounting Standards) Amendment Rules, 2023, applicable from April 1, 2023, as below:

1. **Ind AS 1 – Presentation of Financial Statements**

The amendments require companies to disclose their material accounting policies rather than their significant accounting policies. Accounting policy information, together with other information, is material when it can reasonably be expected to influence decisions of primary users of general-purpose financial statements. The Company does not expect this amendment to have any significant impact in its financial statements.

2. **Ind AS 12 – Income Taxes**

The amendments clarify how companies account for deferred tax on transactions such as leases and decommissioning obligations. The amendments narrowed the scope of the recognition exemption in paragraphs 15 and 24 of Ind AS 12 (recognition exemption) so that it no longer applies to transactions that, on initial recognition, give rise to equal taxable and deductible temporary differences. The Company is evaluating the impact, if any, in its financial statements.

Notes to Consolidated Financial Statements for the year ended March 31, 2025

(All amounts are in Rs. Lakhs)

Note No. 3a Property, plant and equipment

Particulars	As at March 31, 2025	As at March 31, 2024
Property, plant and equipment		
Freehold land	545.28	545.28
Building	3,772.80	3,508.92
Plant and equipment	2,743.54	2,643.80
Furniture and fixtures	45.03	54.04
Vehicles	123.72	125.67
Office equipment	182.75	202.54
Computers	26.35	34.64
Total	7,439.47	7,114.89

Particulars	Freehold land	Building	Plant and equipment	Furniture and fixtures	Vehicles	Office equipment	Computers	Total
Cost or Deemed Cost								
As at Apr 1, 2023	545.28	4,799.11	6,219.27	137.33	327.86	249.06	138.26	12,416.17
Additions/Acquisitions	-	113.59	332.48	19.19	0.88	152.38	14.66	633.18
Disposals/write off	-	-	-	-	-	(1.62)	(7.33)	(8.95)
Transfer	-	-	-	-	-	-	-	-
As at Mar 31, 2024	545.28	4,912.70	6,551.75	156.52	328.74	399.82	145.59	13,040.40
Additions/Acquisitions	-	472.69	509.38	2.12	36.46	49.37	7.46	1,077.48
Disposals/write off	-	-	-	-	-	-	-	-
Transfer	-	-	-	-	-	-	-	-
As at Mar 31, 2025	545.28	5,385.39	7,061.13	158.64	365.20	449.19	153.05	14,117.88
Depreciation and Impairment								
As at Apr 1, 2023	-	1,193.11	3,340.18	94.35	165.94	151.69	104.34	5,049.60
Depreciation charge for the year	-	210.67	567.77	8.13	37.12	47.13	13.53	884.35
Disposals/write off	-	-	-	-	-	(1.54)	(6.92)	(8.46)
As at Mar 31, 2024	-	1,403.78	3,907.95	102.48	203.06	197.28	110.95	5,925.50
Depreciation charge for the year	-	208.81	409.64	11.13	38.42	69.16	15.75	752.91
Disposals/write off	-	-	-	-	-	-	-	-
As at Mar 31, 2025	-	1,612.59	4,317.59	113.61	241.48	266.44	126.70	6,678.41
Carrying Amount								
As at Mar 31, 2024	545.28	3,508.92	2,643.80	54.04	125.67	202.54	34.64	7,114.89
As at Mar 31, 2025	545.28	3,772.80	2,743.54	45.03	123.72	182.75	26.35	7,439.47

Note:

- (i) All the title deeds of all the immovable property (other than properties where Group is the lessee and lease agreements are duly executed in the favour of the lessee) are in the name of the Group.
- (ii) On Mar 11, 2024, the Group entered into a transfer agreement with KCT Group Trust, to acquire the identified assets of the Trust as mentioned below:

Particulars	As at March 31, 2025	As at March 31, 2024
Purchase of PPE	-	71.00
Purchase consideration	-	71.00

Notes to Consolidated Financial Statements for the year ended March 31, 2025

(All amounts are in Rs. Lakhs)

Note No. 3b Capital work-in-progress

Carrying Amount	As at March 31, 2025	As at March 31, 2024
Capital work-in-progress	47.37	183.85

Particulars	Capital work-in-progress
As at Mar 31, 2023	437.65
Add: Additions	379.38
Less: Capitalizations	(633.18)
As at Mar 31, 2024	183.85
Add: Additions	1,041.01
Less: Capitalizations	(1,177.49)
As at Mar 31, 2025	47.37

Ageing schedule of Capital work-in-progress as on Mar 31, 2025 is as follows -

Capital work-in-progress	Less than 1 year	1-2 years	2-3 years	More than 3 years	Total
Projects in Progress	25.85	21.52	-	-	47.37

Ageing schedule of Capital work-in-progress as on Mar 31, 2024 is as follows -

Capital work-in-progress	Less than 1 year	1-2 years	2-3 years	More than 3 years	Total
Projects in Progress	142.29	41.56	-	-	183.85

Note:

The Group doesn't have capital-work-in progress, whose completion is overdue or has exceeded its cost compared to its original plan.

Note No. 4. Right of use assets and Lease Liabilities

Right- of-use (ROU) assets :

Following are the changes in the carrying value of right of use assets for the year ended Mar 31:

Carrying Amount	As at March 31, 2025	As at March 31, 2024
Right -of -Use assets	4.76	40.08

Particulars	Category of ROU asset Buildings
Carrying Amount :	
As at Apr 01, 2023	218.65
Additions	-
Disposal	-
As at Mar 31, 2024	218.65
Additions	-
Disposal	-
As at Mar 31, 2025	218.65

Notes to Consolidated Financial Statements for the year ended March 31, 2025

(All amounts are in Rs. Lakhs)

Particulars	Category of ROU asset Buildings
Amortisation and Impairment	
As at Apr 01, 2023	131.64
Amortisation charge for the year	46.93
As at Mar 31, 2024	178.57
Amortisation charge for the year	35.32
As at Mar 31, 2025	213.89
Carrying amount as at Mar 31, 2024	40.08
Carrying amount as at Mar 31, 2025	4.76

The aggregate amortisation expense on ROU assets is included under depreciation and amortisation expense (Note-29) in the Statement of Profit and Loss.

Lease Liabilities :

The following is the break-up of current and non-current lease liabilities as at Mar 31:

Particulars	As at March 31, 2025	As at March 31, 2024
Current lease liabilities	5.88	41.69
Non-current lease liabilities	-	5.88
Total	5.88	47.57

The following is the movement in lease liabilities during the year ended Mar 31:

Particulars	Category of ROU asset Buildings
Cost :	
As at Apr 01, 2023	146.85
Additions	-
Disposal	-
As at Mar 31, 2024	146.85
Additions	-
Disposal	-
As at Mar 31, 2025	146.85
Finance cost accrued during the year	6.75
Less : Payment of lease liabilities	57.14
Add: Adjustment during the year	0.01
As at Mar 31, 2024	47.57
Finance cost accrued during the year	2.57
Less : Payment of lease liabilities	44.26
As at Mar 31, 2025	5.88
Carrying amount as at Mar 31, 2024	47.57
Carrying amount as at Mar 31, 2025	5.88

The Group does not face a significant liquidity risk with regard to its lease liabilities as the current assets are sufficient to meet the obligations related to lease liabilities as and when they fall due.



Notes to Consolidated Financial Statements for the year ended March 31, 2025

(All amounts are in Rs. Lakhs)

The table below provides details regarding the contractual maturities of net investment in ROU as at Mar 31, on an undiscounted basis:

Particulars	As at March 31, 2025		As at March 31, 2024	
	Within 1 Year	1-5 Years	Within 1 Year	1-5 Years
Non-Cancellable Lease payable	5.95	-	44.26	5.95

The Group is obligated under cancellable and non-cancellable leases for office premises, warehouses, etc. total rental expense other than lease for the year ended Mar 31, 2025 amounted to Rs. 117.74 Lakhs (For the year ended Mar 31, 2024: Rs. 134.43 Lakhs) (Refer Note 30).

Note No. 5 Intangible assets

Carrying Amount	As at March 31, 2025	As at March 31, 2024
Intangible asset		
Computer Software	23.09	43.27

Particulars	Computer Software
Cost or Deemed Cost	
As at Mar 31, 2023	201.35
Additions	-
As at Mar 31, 2024	201.35
Additions	-
As at Mar 31, 2025	201.35
Amortisation and Impairment	
As at Mar 31, 2023	137.66
Amortisation charge for the year	20.44
As at Mar 31, 2024	158.10
Amortisation charge for the year	20.16
As at Mar 31, 2025	178.26
Carrying Amount	
As at Mar 31, 2024	43.27
As at Mar 31, 2025	23.09

Note No. 6 Other financial assets

Particulars	As at March 31, 2025	As at March 31, 2024
A. Non Current		
Security deposits	4.97	4.97
Earmarked balances:		
Deposits with original maturity of more than twelve months (Refer note (a) & (b) below)	486.00	1.00
Total	490.97	5.97
B. Current		
Security deposits	19.12	18.87
Interest accrued on deposits	22.70	66.75
Deposits with Original maturity more than 12 months but maturing within 12 months from the Balance Sheet date	1.00	15.00
Total	42.82	100.62

Note:

- a) Fixed Deposit of Rs.1.00 Lakh (As at Mar 31, 2024 : Rs.1.00 Lakhs) is deposited against locker rent.
b) Fixed Deposit of Rs. 485.00 Lakhs (As at Mar 31, 2024: Rs. Nil) are pledged against bank facilities.

Notes to Consolidated Financial Statements for the year ended March 31, 2025

(All amounts are in Rs. Lakhs)

Note No. 7 Deferred tax assets / liabilities (net)

Particulars	As at March 31, 2025	As at March 31, 2024
Deferred tax assets	1,552.77	969.88
Deferred tax liabilities	(297.93)	(304.69)
Total	1,254.84	665.19

Particulars	As at April 1, 2024	Recognised in Statement of Profit and Loss	Recognised in Other Comprehensive Income	As at March 31, 2025
A. Deferred tax assets				
Allowances for doubtful debts	488.13	(66.14)	-	421.99
Allowances for doubtful advances	29.10	-	-	29.10
Provision for gratuity and compensated absences	83.13	(20.39)	16.08	78.82
Provision for Inventory	8.97	41.56	-	50.53
Expenditures falling under section 43B of Income Tax Act, 1961	16.36	(14.80)	-	1.56
Difference between Lease liabilities and Right of Use Assets	1.88	(1.57)	-	0.31
Carry forward losses -unabsorbed depreciation and business loss	342.31	628.15	-	970.46
	969.88	566.81	16.08	1,552.77
B. Deferred tax liabilities				
Difference between book balance and tax balance of property, plant and equipment	280.23	(6.76)	-	273.47
Others	24.46	-	-	24.46
	304.69	(6.76)	-	297.93
Net deferred tax assets / (liabilities) (A-B)	665.19	573.57	16.08	1,254.84

Particulars	As at April 1, 2023	Recognised in Statement of Profit and Loss	Recognised in Other Comprehensive Income	As at March 31, 2024
A. Deferred tax assets				
Allowances for doubtful debts	455.64	32.49	-	488.13
Allowances for doubtful advances	36.67	(7.57)	-	29.10
Provision for gratuity and compensated absences	74.83	18.06	(9.76)	83.13
Provision for Inventory	10.43	(1.46)	-	8.97
Expenditures falling under section 43B of Income Tax Act, 1961	15.11	1.25	-	16.36
Difference between Lease liabilities and Right of Use Assets	2.74	(0.86)	-	1.88
Carry forward losses -unabsorbed depreciation and business loss	134.74	207.57	-	342.31
	730.16	249.48	(9.76)	969.88
B. Deferred tax liabilities				
Difference between book balance and tax balance of property, plant and equipment	311.36	(31.13)	-	280.23
Others	24.46	-	-	24.46
	335.82	(31.13)	-	304.69
Net deferred tax assets / (liabilities) (A-B)	394.34	280.61	(9.76)	665.19



Notes to Consolidated Financial Statements for the year ended March 31, 2025

(All amounts are in Rs. Lakhs)

Note:

The Group has considered the fact that there were repetitive losses in the recent financial years which are primarily due to certain market conditions. The Group has taken steps to improve the profitability which focus on increased volume, enhanced capacity utilisation and targeted customer engagement. The Group has also enhanced its leadership focus and infrastructure to support and revive the operation profitability. These measures have started to yield the results and the group expects that the projection for the future backed by the continuous order pipeline shall contribute to profitability, which inturn will enable to utilise the deferred tax on account of business losses (carrying value of Rs. 494.27 Lakhs) and unabsorbed depreciation (carrying value of Rs.473.28 Lakhs). Based on such assessment, the group believes that the deferred tax asset recoverable considering that it is probable that the entity will have sufficient profit before the expiry of such loss. As at Mar 31, 2025, the earliest expiry period for the business losses is FY 29-30 and Unabsorbed depreciation does not have expiry period as per the existing income tax laws.

Note No. 8 Non-current tax asset (net)

Particulars	As at March 31, 2025	As at March 31, 2024
Advance income tax (including tax deducted at source)	155.98	187.48
[Net of Provision Rs.6,996.41 Lakhs, as at Mar 31, 2024: Rs. 6,858.92 Lakhs]		
Total	155.98	187.48

Note No. 9 Other assets

Particulars	As at March 31, 2025	As at March 31, 2024
A. Non Current (Unsecured)		
(i) Capital Advances	69.33	181.84
(ii) Advances Other than capital advances:		
(a) Balance Lying with government authorities	124.69	126.03
Less: Provision for doubtful deposits	(50.24)	(50.24)
	74.45	75.79
(b) Security Deposits with others	157.89	157.56
Less: Provision for doubtful deposits	(2.96)	(2.96)
	154.93	154.60
(iii) Prepaid expenses	92.12	20.69
Total	390.83	432.92
B. Current (Unsecured)		
(i) Advances other than capital advances:		
(a) Advances to related parties	0.12	0.12
(b) Advance to suppliers	194.56	173.47
Less: Provision for doubtful advances	(62.39)	(62.39)
	132.17	111.08
(ii) Balance lying with government authorities	591.29	880.99
(iii) Prepaid expenses	79.11	223.38
(iv) Employee advances	37.81	10.78
Total	840.50	1,226.36

Note:

a) Advance given to related parties as mentioned below:

Particulars	As at March 31, 2025	As at March 31, 2024
TWL Employees Gratuity Trust	0.12	0.12
Total	0.12	0.12

Notes to Consolidated Financial Statements for the year ended March 31, 2025

(All amounts are in Rs. Lakhs)

Note:**b. Balance with Government authorities breakup as mentioned below:**

Particulars	As at March 31, 2025	As at March 31, 2024
Non Current:		
Deposits for-		
Goods and Service tax Receivable [amount paid under protest as at Mar 31, 2024 : Rs.37.46 Lakhs]	37.46	37.46
CENVAT & Sales Tax Receivables [amount paid under protest is Rs.37.84 Lakhs]	37.84	37.84
Customs duty Receivables	18.66	18.66
Others	30.73	32.07
Total	124.69	126.03
Current:		
Goods and Service Tax input credit	436.07	448.40
Export Incentives Receivable	155.22	432.59
Total	591.29	880.99

Note No. 10 Biological assets

Particulars	Fair Value Input	As at March 31, 2025	As at March 31, 2024
Brood Stock	Level 1	-	-
Post Laurvae	Level 2	-	-
Live Shrimp		58.60	-
Total		58.60	-

Particulars	As at March 31, 2025	As at March 31, 2024
As at Opening date	-	18.25
Increase due to purchases / production / physical change	220.40	16.23
Decrease due to harvest / physical change/Sale	-	(18.11)
Decrease due to internal consumption / discarded	(161.80)	(16.37)
Total	58.60	-

Note : Details and fair valuation of Biological Assets

Biological assets of the Company are in the nature of Consumable Biological Assets. It is bifurcated into Brood Stock, i.e. the Parents and harvested species which undergo biological transformation under different stages as Nauplii, Zoea, Mysis and Post Larvae. The Company sells the biological assets at Nauplii, Post Larvae Stages and Live Shrimps. The Brood Stock has a maximum useful life of 5 months for laying eggs. and thereafter these are scrapped.

Biological Assets is measured at fair value less costs to sell, with any change recognised in the Statement of Profit and Loss. Costs to sell are the incremental costs directly attributable to the disposal of biological asset, excluding finance costs and income taxes. Costs to sell include all costs that would be necessary to sell the assets, including direct selling costs.

The transmission phase from Nauplii to Zoea and Mysis are not considered as significant transformation of biological asset and hence Zoea and Mysis are not valued as per Ind AS - 41, "Agriculture".

The fair value of biological assets is based on its market condition as on the reporting date. The quoted price in the market is the appropriate basis for determining the fair value of these biological assets.

In the event that market determined prices or values are not available for biological assets in its present condition we use the present value of the expected net cashflows from the asset discounted at a current market determined rate in determining fair value.

Notes to Consolidated Financial Statements for the year ended March 31, 2025

(All amounts are in Rs. Lakhs)

Fair Value Inputs are summarised as follows:

Level 1 Price Inputs – are quoted prices (unadjusted) in active markets for identical assets or liabilities that can be accessed at the measurement date.

Level 2 Price Inputs – are inputs other than quoted prices included within Level 1 that are observable for the asset or liability, either directly (i.e. as prices) or indirectly (i.e. derived from prices).

Level 3 Price Inputs – are inputs for the asset or liability that are not based on observable market data (unobservable inputs).

Note No. 11 Inventories

Particulars	As at March 31, 2025	As at March 31, 2024
(Lower of Cost and Net Realisable Value)		
Raw materials	846.42	2,179.36
Work-in-progress	359.89	458.74
Finished goods	7,157.20	4,950.34
Stock-in-trade (Traded goods)	72.01	147.80
Stores and spares	476.90	554.41
Total	8,912.42	8,290.65
Stock-in-transit: included in :		
Finished goods	1,392.81	1,186.93

Notes:

- The cost of inventories recognised as an expense during the year is Rs. 21,038.00 Lakhs, (As at Mar 31, 2024: Rs. 25,542.50 Lakhs)
- The Carrying value of Inventories is Net off provision of Rs. 200.77 Lakhs (as at Mar 31, 2024 Rs. 35.62 Lakhs)

Note No. 12 Trade receivables

(a) Current

Particulars	As at March 31, 2025	As at March 31, 2024
(a) Secured, considered good	1,062.95	2,174.26
(b) Unsecured, considered good	2,325.26	2,210.51
Less: Allowance for loss	(60.61)	(129.64)
(c) Credit impaired	560.12	1,809.84
Less: Allowance for loss	(560.12)	(1,809.84)
Total	3,327.60	4,255.13

(b) Non Current

Particulars	As at March 31, 2025	As at March 31, 2024
(a) Secured, considered good	790.47	-
(b) Unsecured, considered good		
Less: Allowance for loss	-	-
(c) Credit impaired	1,055.50	-
Less: Allowance for loss	(1,055.50)	-
Total	790.47	-

- No trade receivable are due from directors or other officers of the Group either severally or jointly with any other person. While the trade receivable due from firms or private companies respectively in which any director is a partner, a director or a member is Rs. Nil (As at Mar 31, 2024 - Rs. Nil).
- There are 5 major customers having significant balances, i.e. exceeding 5% of the total trade receivables as at Mar 31, 2025 and 4 major customers having significant balances as at Mar 31, 2024 amounting to Rs. 1,981.22 Lakhs and Rs. 1,758.45 Lakhs respectively.

Notes to Consolidated Financial Statements for the year ended March 31, 2025

(All amounts are in Rs. Lakhs)

(iii) Refer Note 40 for information about credit risk and market risk of trade receivables.

(iv) Trade receivables are generally on terms of 0 to 120 days based upon the credit worthiness of the customers.

(v) **Ageing schedule of trade receivables as on Mar 31, 2025 outstanding from due date of payment is as follows -****(a) Current**

Particulars	Outstanding for following periods from due date of Payments						
	Not due	Less than 6 months	6 months - 1 year	1- 2 years	2-3 years	More than 3 years	Total
i) Undisputed Trade Receivables							
Considered good - Secured	53.23	7.24	16.98	122.01	-	-	199.46
Considered good - Unsecured	1,598.76	632.56	51.94	42.01	-	-	2,325.27
ii) Disputed Trade Receivables							
Considered good - Secured	-	-	-	41.43	164.84	657.21	863.48
Considered doubtful - Unsecured	-	0.05	-	254.28	133.18	172.61	560.12
Total Trade receivables	1,651.99	639.85	68.92	459.73	298.02	829.82	3,948.33
Less: Allowance for Loss							(620.73)
Net Trade receivables	1,651.99	639.85	68.92	459.73	298.02	829.82	3,327.60

(b) Non Current

Particulars	Outstanding for following periods from due date of Payments						
	Not due	Less than 6 months	6 months - 1 year	1- 2 years	2-3 years	More than 3 years	Total
i) Undisputed Trade Receivables							
Considered good - Secured	-	-	-	-	-	-	-
Considered good - Unsecured	-	-	-	-	-	-	-
ii) Disputed Trade Receivables							
Considered good - Secured	-	-	-	0.15	336.80	453.52	790.47
Considered doubtful - Unsecured	-	0.06	-	32.49	111.88	911.07	1,055.50
Total Trade receivables	-	0.06	-	32.64	448.68	1,364.59	1,845.97
Less: Allowance for Loss							(1,055.50)
Net Trade receivables	-	0.06	-	32.64	448.68	1,364.59	790.47

Ageing schedule of trade receivables as on Mar 31, 2024 outstanding from due date of payment is as follows -

Particulars	Outstanding for following periods from due date of Payments						
	Not due	Less than 6 months	6 months - 1 year	1- 2 years	2-3 years	More than 3 years	Total
i) Undisputed Trade Receivables							
Considered good - Secured	91.06	180.98	3.74	-	-	-	275.78
Considered good - Unsecured	1,407.48	672.64	120.85	8.43	0.31	0.80	2,210.51
ii) Disputed Trade Receivables							
Considered good - Secured	-	0.01	41.47	503.60	92.12	1,261.28	1,898.48
Considered doubtful - Unsecured	-	0.08	65.65	231.67	27.15	1,485.29	1,809.84
Total Trade receivables	1,498.54	853.71	231.71	743.70	119.58	2,747.37	6,194.61
Less: Allowance for Loss							(1,939.48)
Net Trade receivables	1,498.54	853.71	231.71	743.70	119.58	2,747.37	4,255.13

Notes to Consolidated Financial Statements for the year ended March 31, 2025

(All amounts are in Rs. Lakhs)

(vi) Expected credit loss model

The Group considers the profile of each customers and the credit worthiness in determining the credit losses of Trade receivables. The provision has been made based upon expected credit loss on the basis of past trend and also based on the provision policy framed by the management after adjusting the market value of the security taken from the customers in the form of mortgage properties and bank guarantee.

(vii) Movement in the Allowances for Doubtful trade receivables (expected credit loss allowance):

Particulars	As at March 31, 2025	As at March 31, 2024
Balance at beginning of the year	1,939.48	1,810.40
Movement in expected credit loss allowance on trade receivables		
Less: Reversal of provision	351.86	-
Add: Provisions for bad and doubtful debts	88.61	129.08
Balance at end of the year	1,676.23	1,939.48

Note No. 13 Cash and cash equivalents

Particulars	As at March 31, 2025	As at March 31, 2024
Cash on hand	2.44	2.72
Balances with banks:		
In current accounts	46.14	36.38
Total	48.58	39.10

13A For Statement of Cash flow, cash and cash equivalents comprise of the following:

Particulars	As at March 31, 2025	As at March 31, 2024
Cash in hand	2.44	2.72
Balances with banks:		
In current accounts	46.14	36.38
Less: Cash Credit Facilities	1,881.35	343.11
Total	(1,832.77)	(304.01)

Note No. 14 Other balances with bank

Particulars	As at March 31, 2025	As at March 31, 2024
Earmarked balances:		
Unclaimed dividend account	54.45	71.43
Balances with banks:		
Deposits with original maturity of more than 3 months but less than 12 months (Refer note (a) below)	565.57	1,590.77
Total	620.02	1,662.20

Notes:

- (a) Fixed Deposit of Rs. 565.57 Lakhs (As at Mar 31, 2024: Rs. 566.57) Lakhs are pledged against bank guarantees [Refer Note 34(b)] and Fixed deposit of Rs.485.00 Lakhs are pledged against Sanction Limit of Bank

Notes to Consolidated Financial Statements for the year ended March 31, 2025

(All amounts are in Rs. Lakhs)

Note No. 15 Equity Share capital

a. Particulars	As at March 31, 2025	As at March 31, 2024
Authorised :		
6,00,00,000 equity shares of Rs.10/- each	6,000.00	6,000.00
(Mar 31, 2024: 6,00,00,000 equity shares of Rs.10/- each)		
5,00,000 Preference shares of Rs.10/- each	500.00	500.00
(Mar 31, 2024: 5,00,000 Preference shares of Rs.10/- each)		
Issued :		
4,14,26,779 equity shares of Rs.10/- each	4,142.68	4,142.68
(Mar 31, 2024: 4,14,26,779 equity shares of Rs.10/- each)		
Subscribed and fully paid up:		
4,14,26,779 equity shares of Rs.10/- each	4,142.68	4,142.68
(Mar 31, 2024: 4,14,26,779 equity shares of Rs.10/- each)		

Terms and rights attached to equity shares:

The Group has only one class of equity shares having par value of Rs.10 per share. Each holder of equity shares is entitled to one vote per share. The Group declares and pays dividends in Indian rupees. The dividend proposed by the Board of Directors is subject to the approval of the shareholders in the ensuing Annual General Meeting, except in the case of interim dividend.

In the event of liquidation of the Group, the holders of equity shares will be entitled to receive remaining assets of the Group, after distribution of all preferential amount. The distribution will be in proportion to the number of equity shares held by the shareholder.

b. Reconciliation of the number of shares outstanding at the beginning and at the end of the reporting year

Particulars	As at March 31, 2025		As at March 31, 2024	
	Number of shares	Amount	Number of shares	Amount
Equity shares with Voting rights				
At the beginning of the year	4,14,26,779	4,142.68	4,14,26,779	4,142.68
Movement during the year	-	-	-	-
At the end of the year	4,14,26,779	4,142.68	4,14,26,779	4,142.68

c. Shares held by holding company

Particulars	As at March 31, 2025		As at March 31, 2024	
	Number of shares	Amount	Number of shares	Amount
Equity shares of Rs.10 each with Voting rights				
Aquavista Enterprises Private Limited (formerly known as Nav Srijit Shakthi Telangana Private Limited)	2,19,34,545	2,193.45	2,19,34,545	2,193.45

Notes to Consolidated Financial Statements for the year ended March 31, 2025

(All amounts are in Rs. Lakhs)

d. Details of shareholders holding more than 5% shares in the Parent company

Name of the shareholder	As at March 31, 2025		As at March 31, 2024	
	Number of shares	% of holding in that class of shares	Number of shares	% of holding in that class of shares
Equity shares of Rs.10 each with Voting rights				
Aquavista Enterprises Private Limited (formerly known as Nav Srijit Shakthi Telangana Private Limited)	2,19,34,545	52.95%	2,19,34,545	52.95%
Karam Chand Thapar & Bros. (Coal Sales) Limited	32,41,719	7.83%	32,41,719	7.83%
KCT Financial & Management Services Private Limited	30,25,861	7.30%	30,25,861	7.30%

e. Aggregate Number of Shares allotted as fully paid-up pursuant to a Scheme of Amalgamation without payment being received in cash during the five years immediately preceding the Balance Sheet date

Particulars	As at March 31, 2025	As at March 31, 2024	As at March 31, 2023	As at March 31, 2022	As at March 31, 2021
Issued, Subscribed and Fully Paid-Up					
Equity shares of Rs.10 each with Voting rights					
Number of Shares	28,23,529	28,23,529	28,23,529	28,23,529	28,23,529

f. Details of shares held by promoters at the end of the year

Disclosure of shares held by promoters and Promoters Group as at Mar 31, 2025 and Mar 31, 2024 is as follows -

Particulars	As at March 31, 2025		As at March 31, 2024		% change during the year
	No. of Shares	% of total shares	No. of Shares	% of total shares	
Equity shares of Rs.10 each with Voting rights					
Vikramaditya Mohan Thapar	53,750	0.13%	53,750	0.13%	0.00%
Jyoti thapar	73,500	0.18%	73,500	0.18%	0.00%
Varun aditya thapar	1,69,800	0.41%	1,69,800	0.41%	0.00%
Nitasha thapar	51,875	0.13%	51,875	0.13%	0.00%
Ayesha thapar	51,875	0.13%	51,875	0.13%	0.00%
Aquavista Enterprises Private Limited (formerly known as Nav Srijit Shakthi Telangana Private Limited)	2,19,34,545	52.95%	2,19,34,545	52.95%	0.00%
Karam Chand Thapar & Bros. (Coal Sales) Limited	32,41,719	7.83%	32,41,719	7.83%	0.00%
KCT Financial & Management Services Private Limited	30,25,861	7.30%	30,25,861	7.30%	0.00%
Total	2,86,02,925	69.04%	2,86,02,925	69.04%	0.00%

Notes to Consolidated Financial Statements for the year ended March 31, 2025

(All amounts are in Rs. Lakhs)

Note No. 16 Other Equity

Particulars	As at March 31, 2025	As at March 31, 2024
Securities premium	1,473.49	1,473.49
Capital reserve	1,026.10	1,026.10
General reserve	1,315.07	1,315.07
Retained earnings	7,561.26	9,297.42
Total	11,375.92	13,112.08

a. Securities premium

Particulars	For the year ended March 31, 2025	For the year ended March 31, 2024
Opening Balance	1,473.49	1,473.49
Movement during the year	-	-
Closing Balance	1,473.49	1,473.49

b. Capital reserve

Particulars	For the year ended March 31, 2025	For the year ended March 31, 2024
Opening Balance	1,026.10	1,026.10
Movement during the year	-	-
Closing Balance	1,026.10	1,026.10

c. General reserve

Particulars	For the year ended March 31, 2025	For the year ended March 31, 2024
Opening Balance	1,315.07	1,315.07
Movement during the year	-	-
Closing Balance	1,315.07	1,315.07

d. Retained earnings

Particulars	For the year ended March 31, 2025	For the year ended March 31, 2024
Opening Balance	9,297.42	10,313.57
Loss for the year	(1,816.14)	(1,045.16)
Other Comprehensive Income for the year (net of tax)	79.99	29.00
Closing Balance	7,561.26	9,297.42

Notes:

(i) Securities premium account:

Securities premium is used to record premium received on issue of shares. The reserve is utilised in accordance with the provisions of the Indian Companies Act, 2013 (the "Companies Act").

(ii) Capital reserve

Capital reserve represents a resource created by accumulated capital surplus and remain invested in the business for set off against any capital expenditure. This will not be distributed as dividends. The Group recognizes profit or loss on purchase, sale, issue or cancellation of the Group's own equity instruments to capital reserve.



Notes to Consolidated Financial Statements for the year ended March 31, 2025

(All amounts are in Rs. Lakhs)

(iii) General reserve

Under the erstwhile Companies Act 1956, a general reserve was created through an annual transfer of net profit at a specified percentage in accordance with applicable regulations. Consequent to the introduction of the Companies Act, the requirement to mandatorily transfer a specified percentage of net profit to general reserve has been withdrawn.

(iv) Retained earnings

Retained earnings comprises of the Group's undistributed earnings after taxes. Such appropriations are free in nature.

Note No. 17 Provisions

Particulars	For the year ended March 31, 2025	For the year ended March 31, 2024
A. Non-current		
Provision for employee benefits:		
Gratuity [Refer note 39]	204.92	187.71
Compensated absences [Refer note 39]	70.73	119.81
Total	275.65	307.52
B. Current		
Provision for employee benefits:		
Compensated absences [Refer note 39]	13.11	22.83
Provision for Statutory authorities :		
Customs duty [Refer note below]	6.66	6.66
Total	19.77	29.49

Note:

Represents Customs duty provision made for expected demand to be received from the department for short assessment and short payment of custom duty on imports made by the Group. Outflow of the same is expected within next 12 months.

Movement of provision for Custom duty is as follows:

Particulars	As at March 31, 2025	As at March 31, 2024
Opening Balance	6.66	17.34
Add: Fresh provision	-	-
Less: Utilisation	-	10.68
Closing Balance	6.66	6.66

Note No. 18 Current Borrowings

Particulars	As at March 31, 2025	As at March 31, 2024
Current		
From banks		
Cash credit facilities	1,881.35	343.11
Working capital demand loan	2,500.00	2,250.00
Total	4,381.35	2,593.11

Nature of security provided:

Borrowings are secured by hypothecation of present and future stock of raw materials, work in progress, finished goods, stores and spares and debtors. Equitable mortgage over the factory land and building of the Group at Nellore and charge over property, plant and equipment of the Group, excluding vehicles.

Note No. 19 Trade payables

Notes to Consolidated Financial Statements for the year ended March 31, 2025

(All amounts are in Rs. Lakhs)

Particulars	As at March 31, 2025	As at March 31, 2024
Trade payables to micro enterprises and small enterprises (Refer Note 36)	654.03	230.05
Sub Total (A)	654.03	230.05
Trade payables other than micro enterprises and small enterprises		
Related Parties	461.38	58.34
Others	2,551.55	2,878.21
Sub Total (B)	2,597.93	2,936.55
Total (A + B)	3,251.96	3,166.60

Ageing schedule of trade payables as on Mar 31, 2025 outstanding from due date of payments is as follows -

Particulars	Not due	Less than 1 year	1-2 years	2-3 years	More than 3 years	Total
i) MSME	639.33	14.70	-	-	-	654.03
ii) Others	2,152.95	352.36	20.53	43.48	28.61	2,597.93
iii) Disputed dues - MSME	-	-	-	-	-	-
iv) Disputed dues - Others	-	-	-	-	-	-
Total	2,792.28	367.06	20.53	43.48	28.61	3,251.96

Ageing schedule of trade payables as on Mar 31, 2024 outstanding from due date of payments is as follows -

Particulars	Not due	Less than 1 year	1-2 years	2-3 years	More than 3 years	Total
i) MSME	229.79	0.26	-	-	-	230.05
ii) Others	1,729.57	1,143.15	23.25	10.40	30.18	2,936.55
iii) Disputed dues - MSME	-	-	-	-	-	-
iv) Disputed dues - Others	-	-	-	-	-	-
	1,959.36	1,143.41	23.25	10.40	30.18	3,166.60

Notes:

- (i) Refer Note 40 for information on Liquidity risk and market risk of Trade Payables.
- (ii) Dues to micro and small enterprises have been determined to the extent such parties have been identified on the basis of information collected by the management. This has been relied upon by the auditors. (Refer Note 36)

Note No. 20 Other financial liabilities

Particulars	As at March 31, 2025	As at March 31, 2024
Current		
Liabilities for discount & schemes / Others	356.97	298.25
Payable to employees	157.73	144.57
Unclaimed dividend #	54.45	71.43
Payables on purchase of property plant and equipments	65.73	114.89
Others	62.44	-
Total	697.32	629.14

During the year ended Mar 31, 2025, Rs. 16.61 Lakhs was transferred to Investor Education and Protection Fund. (For the Year ended Mar 31, 2024 the Group was not required to transfer any unclaimed dividend to the Investor Education and Protection Fund under Section 125 of the Companies Act, 2013).

Notes to Consolidated Financial Statements for the year ended March 31, 2025

(All amounts are in Rs. Lakhs)

Note No. 21 Other liabilities

Particulars	As at March 31, 2025	As at March 31, 2024
Current		
Statutory remittances	120.13	75.85
Advances from customers	177.66	117.39
Others	-	26.28
Total	297.79	219.52

Note No. 22 Revenue from operations

Particulars	For the year ended March 31, 2025	For the year ended March 31, 2024
Revenue from operations*		
(a) Manufactured	26,244.63	32,106.40
(b) Traded	697.19	987.54
Other operating revenues		
(a) Export incentives	763.70	750.37
(b) Scrap sales	51.47	75.62
(c) Others	13.67	5.38
Total	27,770.66	33,925.31

* The entire revenue is being recorded at a point in time.

A Revenue from Operations disaggregated on the basis of geographical region and product lines is presented below:

For the year ended Mar 31, 2025

Particulars	India	Outside India	Total
Manufactured	13,362.98	12,881.65	26,244.63
Traded	697.19	-	697.19
Total	14,060.17	12,881.65	26,941.82

For the year ended Mar 31, 2024

Particulars	India	Outside India	Total
Manufactured	19,365.72	12,740.68	32,106.40
Traded	987.54	-	987.54
Total	20,353.26	12,740.68	33,093.94

B Reconciliation of gross revenue with the revenue from contracts with customers:

Particulars	2024-25	2023-24
Gross revenue	28,835.96	35,209.48
Less: Incentives and discounts	1,065.30	1,284.17
Net revenue recognised from contracts with customers	27,770.66	33,925.31

C The Group has recognised the following revenue-related contract liabilities and receivables from contract with customers-

Particulars	2024-25	2023-24
Contract liabilities - Advance from customers [Refer note 21]	177.66	117.39

Notes to Consolidated Financial Statements for the year ended March 31, 2025

(All amounts are in Rs. Lakhs)

The change in Contract liabilities are as follows:

Particulars	2024-25	2023-24
Contract liabilities - Opening	117.39	154.81
Add: Additions during the year, excluding amounts recognised as revenue during the year	166.01	92.34
Less: Revenue recognised in the current year which was included in Contract Liabilities	(105.74)	(129.76)
Contract liabilities - Closing	177.66	117.39

Particulars	2024-25	2023-24
Trade receivables-Gross	3,948.33	6,194.61
Less: Allowance for expected credit loss	620.73	1,939.48
Total	3,327.60	4,255.13

Note No. 23 Other Income

Particulars	For the year ended March 31, 2025	For the year ended March 31, 2024
Interest Income		
(a) On deposits carried at amortised cost	57.41	148.53
(b) On Income tax refund	11.46	72.51
(c) Others	15.37	43.13
Net profit on foreign currency transactions	18.19	-
Liability no longer required written back	351.86	36.98
Recovery of bad debts earlier written off	5.99	3.95
Others	62.07	3.11
Total	522.35	308.21

Note No. 24 Cost of materials consumed

Particulars	For the year ended March 31, 2025	For the year ended March 31, 2024
Opening stock	2,179.36	2,999.81
Add: Purchases	21,532.55	25,845.55
	23,711.91	28,845.36
Less: Closing stock	846.42	2,179.36
Total consumption of raw materials	22,865.49	26,666.00

Particulars	For the year ended March 31, 2025	For the year ended March 31, 2024
Details of materials consumed		
Soya	1,427.52	2,810.06
Fish meal	1,955.18	3,343.75
Raw shrimps and processed shrimps	13,747.43	11,611.08
Other materials	5,735.36	8,901.11
Total	22,865.49	26,666.00

Notes to Consolidated Financial Statements for the year ended March 31, 2025

(All amounts are in Rs. Lakhs)

Note No. 25 Purchase of stock-in-trade

Particulars	For the year ended March 31, 2025	For the year ended March 31, 2024
Shrimp feeds, processed crabs and others	263.33	446.68
Total	263.33	446.68

Particulars	For the year ended March 31, 2025	For the year ended March 31, 2024
Details of Purchase of stock-in-trade		
BayLife VC-9 (10kg)	53.55	140.45
Baylife Baymin	47.60	104.22
Other materials	162.18	202.01
Total	263.33	446.68

Note No. 26 Changes in inventories of finished goods, work in progress, stock in trade and biological assets

Particulars	For the year ended March 31, 2025	For the year ended March 31, 2024
Inventories at the end of the year :		
(a) Finished goods	7,157.20	4,950.34
(b) Work-in-progress	359.89	458.74
(c) Stock-in-trade	72.01	147.80
(d) Biological assets	58.60	-
	7,647.70	5,556.88
Inventories at the beginning of the year :		
(a) Finished goods	4,950.34	3,509.41
(b) Work-in-progress	458.74	384.27
(c) Stock-in-trade	147.80	74.77
(d) Biological assets	-	18.25
	5,556.88	3,986.70
Increase in Inventories	(2,090.82)	(1,570.18)

Note No. 27 Employee benefits expense

Particulars	For the year ended March 31, 2025	For the year ended March 31, 2024
Salaries, wages and bonus	1,963.32	2,313.47
Contribution to provident, gratuity and other funds [Refer note 39]	173.71	171.43
Staff welfare expenses (refer note 46)	198.28	173.07
Total	2,335.31	2,657.97

Note No. 28 Finance costs

Particulars	For the year ended March 31, 2025	For the year ended March 31, 2024
Interest on borrowings	184.29	189.10
Interest on others	0.23	11.92
Other borrowing costs	88.37	92.88
Interest on lease liabilities (Refer note 4)	2.57	6.75
Total	275.46	300.65

Notes to Consolidated Financial Statements for the year ended March 31, 2025

(All amounts are in Rs. Lakhs)

Note No. 29 Depreciation and amortization expenses

Particulars	For the year ended March 31, 2025	For the year ended March 31, 2024
Depreciation on property, plant and equipment (Refer note 3(a))	752.91	884.35
Amortisation on Right to Use Asset (Refer note 4)	35.32	46.93
Amortization on intangible assets (Refer note 5)	20.16	20.44
Total	808.39	951.73

Note No. 30 Other expenses

Particulars	For the year ended March 31, 2025	For the year ended March 31, 2024
Consumption of stores and spares	467.71	506.79
Power and fuel	831.04	851.35
Rent (Refer note 4)	117.74	134.43
Processing charges	213.09	247.84
Export commission	149.93	214.97
Repairs and maintenance:		
Plant and machinery	47.29	46.11
Buildings	3.20	22.03
Others	159.59	171.41
Vehicle maintenance	14.04	21.02
Contract labour	1,059.31	964.61
Security charges	86.44	92.15
Insurance	68.80	64.05
Rates and taxes	325.60	60.14
Freight outward	678.30	640.20
Selling expenses	100.26	86.83
Payment discount	519.15	741.08
Professional charges	310.17	255.14
Secretarial expenses	18.17	27.29
Travelling expenses	300.67	399.17
Business communication expenses	30.24	27.67
Auditors' remuneration (excluding indirect tax):		
(i) As auditors - audit fees	13.11	13.11
(ii) For other services	-	-
(a) Tax audit fees	1.77	1.50
(b) Limited Review and Other Services	7.01	8.00
(iii) For reimbursement of expenses	-	0.93
Corporate social responsibility expenses [Refer note 35]	-	6.18
Directors' sitting fees	9.20	10.50
Net loss on foreign currency transactions	-	10.82
Net loss on sale of property plant and equipment	-	0.49
Advance written off	2.78	30.08
(Reversal of provision) / Provisions for doubtful advances	-	(30.08)
Allowance for expected credit loss	88.61	129.08
(Reversal of provision) / Provision for Inventories	165.15	-

Notes to Consolidated Financial Statements for the year ended March 31, 2025

(All amounts are in Rs. Lakhs)

Particulars	For the year ended March 31, 2025	For the year ended March 31, 2024
Advertisement and Business Promotion	77.95	84.98
Miscellaneous expenses	359.24	266.57
Total	6,225.56	6,106.44

Note No. 31 Tax expenses

Particulars	For the year ended March 31, 2025	For the year ended March 31, 2024
31.a. Income tax recognised in Consolidated Statement of Profit and Loss		
Current tax		
In respect of current year	-	-
	-	-
31.b. Deferred tax recognised in Consolidated Statement of Profit and Loss		
Deferred tax		
In respect of current year	(573.57)	(280.61)
Total	(573.57)	(280.61)

Note: Reconciliation of the accounting profit to the income tax expense for the year is summarised below:

Particulars	For the year ended March 31, 2025	For the year ended March 31, 2024
Loss before tax	(2,389.71)	(1,325.77)
Income tax expense calculated at 25.168%	(601.44)	(333.69)
Effect of losses of subsidiary not subject to tax	0.21	0.39
Effect of expenses that are not deductible in determining taxable profit	-	1.55
On account of difference in the carry forward losses based on return filed	27.66	51.14
On account of difference on capital gains taxes	-	-
Total	(573.57)	(280.61)

Particulars	For the year ended March 31, 2025	For the year ended March 31, 2024
31.c. Income tax recognised in other comprehensive income		
Deferred tax		
Arising on remeasurement gain on defined benefit plans	(16.08)	9.76
Total	(16.08)	9.76

Note No. 32 Earnings per share (EPS)

Basic EPS amounts are calculated by dividing the profit for the year attributable to equity holders of the Group by the weighted average number of equity shares outstanding during the year.

Diluted EPS amounts are calculated by dividing the profit attributable to equity holders of the Group by the weighted average number of equity shares outstanding during the year plus the weighted average number of equity shares that would be issued on conversion of all the dilutive potential equity shares into equity shares.

Notes to Consolidated Financial Statements for the year ended March 31, 2025

(All amounts are in Rs. Lakhs)

The following reflects the income and share data used in the basic and diluted EPS computations:

Particulars	For the year ended March 31, 2025	For the year ended March 31, 2024
Loss after tax	(1,816.14)	(1,045.16)
Weighted Average Number of Equity Shares for Basis EPS	4,14,26,779	4,14,26,779
Weighted Average Number of Equity Shares for Diluted EPS	4,14,26,779	4,14,26,779
Face Value of Share (Rs.)	10	10
Earnings Per Share - Basic (Rs.)	(4.38)	(2.52)
Earnings Per Share - Diluted (Rs.)	(4.38)	(2.52)

Note No. 33 Contingent Liabilities

The Group is involved in a number of judicial, appellate and arbitration proceedings (including those described below) concerning matters arising in the course of conduct of the Group's businesses. A summary of claims asserted on the Group in respect of these cases have been summarised below.

a. Tax contingencies

Amounts in respect of claims asserted by various revenue authorities on the Group, in respect of taxes, which are in dispute, have been tabulated below:

Nature of Tax	As at March 31, 2025	As at March 31, 2024
Custom duty	-	535.36
Excise duty	57.58	57.58
Service tax	2.99	2.99
Sales tax	15.33	15.33
Income tax	71.27	80.96
Goods & Service Tax	539.72	539.72

The management believes that the claims made are untenable and is contesting them. As of the reporting date, the management is unable to determine the ultimate outcome of above matters. However, in the event the revenue authorities succeed with enforcement of their assessments, the Group may be required to pay some or all of the asserted claims and the consequential interest and penalties, which would reduce net income and could have a material adverse effect on net income in the respective reported period.

b. Financial Guarantee

Particulars	As at March 31, 2025	As at March 31, 2024
Bank Guarantee to Commissioner of Customs (India), US Customs & Border Protection	353.32	348.27

- c. In respect of the Contingent Liabilities mentioned in Note 33a above pending resolution of the respective proceedings, it is not practicable for the Group to estimate the timings of cash outflows, if any. In respect of matters mentioned in Note 33b above, the cash outflows, if any, could generally occur during the validity period of the respective guarantees in the event of default, if any, by the concerned beneficiaries. The Group does not expect any reimbursements in respect of the above contingent liabilities.
- d. Refer Note.12(v) for disputed dues from customers which are at various stages of arbitration/legal proceedings. The Company duly considering the securities received, believes that no further adjustment is required in respect of these dues and expects a favourable outcome on completion of the proceedings.



Notes to Consolidated Financial Statements for the year ended March 31, 2025

(All amounts are in Rs. Lakhs)

Note No. 34 Commitments

Particulars	As at March 31, 2025	As at March 31, 2024
Estimated amount of contracts remaining to be executed on Capital Account and not provided for [Net of advances Rs.10.10 Lakhs ; as at March 31, 2024 Rs. 171.28 Lakhs]	224.87	620.32

Note No. 35 Details of Corporate Social Responsibility expenditure

During the year, the Group has spent towards Corporate Social Responsibility (CSR) as mentioned under section 135 of the Companies Act, 2013 read with relevant schedule and rules made thereunder. The details of the CSR spend are given below:

Particulars	For the year ended March 31, 2025	For the year ended March 31, 2024
Gross amount required to be spent by the Group during the year	-	6.18
Amount spent during the year #		
(i) Construction/acquisition of any assets	-	6.18
Reason for shortfall	NA	NA
Nature of CSR activities	Promotion of Education	Promotion of Education

spent by KCT Group Trust (KMP having significant influence) towards various schemes of Corporate Social Responsibility (CSR) as prescribed under Section 135 of the Companies Act, 2013

Note No. 36 Dues to Micro and Small Enterprises

Based on and to the extent of information received by the company from the suppliers during the year regarding their status under the Micro, Small and Medium Enterprises Development Act, 2006 (MSMED Act), the relevant particulars are furnished below for the year ended 2023.

Disclosures required under Section 22 of the Micro, Small and Medium Enterprises Development Act, 2006

Particulars	For the year ended March 31, 2025	For the year ended March 31, 2024
(a) Principal amount due to suppliers registered under the MSMED Act and remaining unpaid as at end of the year	639.33	230.05
(b) Interest due to suppliers registered under the MSMED Act and remaining unpaid as at the end of the year	-	-
(c) Principal amounts paid to suppliers registered under the MSMED Act, beyond the appointed day during the year	-	-
(d) Interest paid, other than under Section 16 of MSMED Act, to suppliers registered under the MSMED Act, beyond the appointed day during the year	-	-
(e) Interest paid, under Section 16 of MSMED Act, to suppliers registered under the MSMED Act, beyond the appointed day during the year	-	-
(f) Interest due and payable towards suppliers registered under MSMED Act, for payments already made	-	-
(g) Further interest remaining due and payable for earlier years	-	-

Dues to micro and small enterprises have been determined to the extent such parties have been identified on the basis of information collected by the management.

Notes to Consolidated Financial Statements for the year ended March 31, 2025

(All amounts are in Rs. Lakhs)

Note No. 37 Segment information

The Identification of operating Segments is based on and consistent with performance assessment and resources allocation by the Chief Operating Decision Maker.

The Group principally engaged in the business of Shrimp feeds, Processed Shrimp, Others (Shrimp Hatchery & FFD). The financial performance relating to these business segments are evaluated regularly by the Chief Executive Officer (Chief Operating Decision Maker). Sale outside India is exceeded the reportable threshold limit, thus geographical segment information is given as follows -

Particulars	For the year ended March 31, 2025	For the year ended March 31, 2024
Revenue from Operations		
(a) Within India	14,060.17	20,353.26
(b) Outside India	12,881.65	12,740.68
Total	26,941.82	33,093.94

- Shrimp Feeds is manufactured & marketed to the farmers, which is used in Aqua culture to grow shrimp.
- Processed Shrimps are packed and sold it to the export market customer.
- Shrimp Hatchery produces shrimp seeds are sold to aqua farmers & Frozen Foods are sold domestically.

Particulars	Shrimp Feeds		Processed Shrimp		Others		Unallocable		Total	
	March 31, 2025	March 31, 2024	March 31, 2025	March 31, 2024	March 31, 2025	March 31, 2024	March 31, 2025	March 31, 2024	March 31, 2025	March 31, 2024
Revenue										
External Sales	13,059.95	20,250.54	13,390.25	13,497.95	1,320.46	176.82	-	-	27,770.66	33,925.31
Inter-segment sales	-	-	-	-	-	-	-	-	-	-
Total Revenue	13,059.95	20,250.54	13,390.25	13,497.95	1,320.46	176.82	-	-	27,770.66	33,925.31
Segment Result										
Operating Profit	(543.90)	(52.17)	(1,575.85)	(872.80)	71.05	(178.43)	(65.55)	78.26	(2,114.25)	(1,025.13)
Other Income	382.72	63.29	0.02	20.84	47.94	0.44	91.67	223.65	522.36	308.21
Interest Expense	(0.06)	9.66	30.85	35.78	0.03	0.03	244.64	255.17	275.46	300.64
Income tax - Current year & previous year	-	-	-	-	-	-	-	-	-	-
- Deferred Tax	-	-	-	-	-	-	(573.57)	(280.61)	(573.57)	(280.61)
Net Profit/(Loss)	(543.85)	(61.83)	(1,606.70)	(908.58)	71.02	(178.46)	(310.18)	(176.90)	(2,389.71)	(1,325.77)
Other Information										
Segment Assets	8,885.14	11,456.82	11,028.22	8,228.64	1,672.77	1,531.27	2,862.19	3,030.98	24,448.32	24,247.71
Segment Liabilities	2,618.91	3,033.10	1,706.35	1,073.81	65.44	22.36	4,539.02	2,863.68	8,929.72	6,992.95
Capital Employed	6,266.23	8,423.72	9,321.87	7,154.83	1,607.33	1,508.91	(1,676.83)	167.30	15,518.60	17,254.76

Notes

Unallocable corporate income includes majorly interest income & Unallocable expenditure majorly includes Finance Cost, secretarial cost, Professional charges & Corporate Social Responsibility expenses not allocated to segments. Un-allocable corporate assets comprises majorly bank balances, deposits & deferred tax assets. Un allocated Liabilities comprises majorly borrowings.

Segment Revenue and Results

All segment revenues & expenses that are directly attributable to the segments are reported under the respective segment. The revenues and expenses that are not directly attributable to any segments are shown as unallocated expenses.

Segment Assets and Liabilities

Segment assets include all operating assets used by the business segment and consist principally Property, Plant and Equipment, Debtors and Inventories. Segment liabilities primarily include creditors and other liabilities. Assets and Liabilities that cannot be allocated between the segments are shown as a part of unallocated assets and liabilities respectively.



Notes to Consolidated Financial Statements for the year ended March 31, 2025

(All amounts are in Rs. Lakhs)

Note No. 38 Related Party Disclosures

S.No.	Name of the Related Party	Relationship
1	Aquavista Enterprises Private Limited*	Holding Company
2	Karam Chand Thapar & Bros. (Coal Sales) Limited	Entity under Common Control
3	KCT Financial & Management Services Private Limited	Entity under Common Control
4	Avitech Nutrition Private Limited	Entity over which director can exercise Control
5	Handy Waterbase India Private Limited	Joint Venture of Entity under common Control.
6	Mr.Vikramaditya Mohan Thapar	Non-Executive Director and Chairman (till August 04, 2023) and Chairman Emiretus from August 05, 2023)
7	Mr.Varun Aditya Thapar	Non-Executive Director and Chairman from August 05, 2023
8	Ms.Nitasha Thapar	Non-Executive Director
9	Mr.Anil Kumar Bhandari	Non-Executive Independent Director (retired on May 14, 2024)
10	Mr.Rahul Kapur	Non-Executive Independent Director
11	Mrs.Shashikala Venkatraman	Non-Executive Independent Director
12	Mr. Rahul Chandrasingh Mehta	Non-Executive Independent Director (from October 26, 2023)
13	Mr.Ranjit Mehta	Non-Executive Independent Director (till February 08, 2023)
14	Mr. Ramakanth V Akula	Chief Executive Officer & Whole -Time Director (from August 09, 2024)
15	Mr. R. Sureshkumar	Chief Financial Officer & compliance officer (from Decemebr 26, 2024)
16	Mr.A .Bala	Company Secretary & compliance officer (till Decemebr 25, 2024)
17	KCT Group trust	KMP having significant influence
18	TWL Employees Gratuity Trust	Post-employment benefit plan

Transactions during the year

Particulars	Name of the Related party	For the year ended March 31, 2025	For the year ended March 31, 2024
Purchase of goods	Avitech Nutrition Private Limited	99.85	189.83
	Handy Waterbase India Private Limited	98.09	51.03
Service provided	Karam Chand Thapar & Bros. (Coal Sales) Limited	5.43	3.05
Service received	Karam Chand Thapar & Bros. (Coal Sales) Limited	31.52	57.54
	Handy Waterbase India Private Limited	10.52	2.94
Acquisition of property, plant and equipments	KCT Group trust	-	71.00
Payment made for acquisition of property, plant and equipments	KCT Group trust	-	7.10
Rent paid	Karam Chand Thapar & Bros. (Coal Sales) Limited	35.68	35.68
Paid for test charges	KCT Group trust	-	1.19
Payments towards CSR	KCT Group trust	-	6.18
Remuneration	Mr. Ramakanth V Akula	197.63	191.75
	Mr. R. SureshKumar	82.22	82.54
	Mr. Bala Arumugam	13.49	16.58

Notes to Consolidated Financial Statements for the year ended March 31, 2025

(All amounts are in Rs. Lakhs)

Particulars	Name of the Related party	For the year ended March 31, 2025	For the year ended March 31, 2024
Directors' Sitting Fees	Mr.Vikramaditya Mohan Thapar	-	0.30
	Mr.Varun Aditya Thapar	2.20	2.00
	Mr.Rahul Kapur	1.50	2.30
	Mr.Anil Kumar Bhandari	-	2.00
	Ms. Nitasha Thapar	0.60	1.20
	Mr. Ranjit Mehta	-	-
	Mr.Rahul Chandrasingh Mehta	1.80	0.90
	Mrs.Shashikala Venkatraman	1.70	1.80

Balances as at the end of the year

Particulars	Name of the Related party	As at March 31, 2025	As at March 31, 2024
Trade payables	Handy Waterbase India Private Limited	19.26	4.57
	Avitech Nutrition Private Limited	25.76	53.78
	Karam Chand Thapar & Bros. (Coal Sales) Limited	1.36	-
Payables on purchase of Property Plant and Equipments	KCT Group Trust	-	63.90
Advance receivable	Karam Chand Thapar & Bros. (Coal Sales) Limited	-	0.43
Other advance receivable	TWL Employees Gratuity Trust	0.12	0.12

Terms and conditions of transactions with related parties

The purchases from related parties are made on terms equivalent to those that prevail in arm's length transactions. Outstanding balances at the year-end are unsecured and interest free and settlement occurs in cash. There have been no guarantees provided for any related party payables.

The remuneration of key management personnel during the year was as follows:

Particulars	For the Year ended March 31, 2025	For the Year ended March 31, 2024
Short-term benefits	281.28	278.23
Post-employment benefits ##	12.06	12.64

* Formerly known as Nav Srijit Shakti Telangana Private Limited

As the liabilities for gratuity and compensated absences are provided on actuarial basis for the Group as a whole, the amounts pertaining to KMP are not separately available hence not included.

Note No. 39 Employee benefit plans**Defined contribution plans**

The Group participates in a number of defined contribution plans on behalf of relevant personnel. Any expense recognised in relation to these schemes represents the value of contributions payable during the year by them at rates specified by the rules of those plans. The only amounts included in the balance sheet are those relating to the prior month's contributions that were not due to be paid until after the end of the reporting period.

The Group contributes to employee state insurance funds for eligible employees covered under Employee State Insurance Act, 1948 and other labour welfare funds and has recognised, in the Statement of Profit and Loss for the year ended Mar 31, 2025, an amount of Rs. 1.61 Lakhs (for the year ended Mar 31, 2024 Rs. 1.72 Lakhs) as expenses under the said defined contribution plans.

Notes to Consolidated Financial Statements for the year ended March 31, 2025

(All amounts are in Rs. Lakhs)

Particulars	For the Year ended March 31, 2025	For the Year ended March 31, 2024
Contribution to employee state insurance fund	1.53	1.58
Contribution to other labour welfare fund	0.08	0.14
Total	1.61	1.72

Provident Fund

In accordance with Indian law, eligible employees of the Group are entitled to receive benefits in respect of provident fund, a defined contribution plan, in which both employees and the Group make monthly contributions at a specified percentage of the covered employees' salary (currently 12% of employees' salary).

During the year, the Group has recognised Rs. 91.11 Lakhs (for the year ended Mar 31, 2024 Rs. 108.23 Lakhs) as contribution in the Consolidated Statement of Profit and Loss Account.

The Group offers the following employee benefit schemes to its employees:

Defined benefit plans

i. Gratuity

Other long term employee benefits

i. Compensated absences

i) Defined Benefit Plan -Gratuity:

The following table sets out the funded status of the defined benefit plans and unfunded status other long term benefits and the amount recognised in the financial statements:

Particulars	For the Year ended March 31, 2025	For the Year ended March 31, 2024
Components of employer expense		
Current service cost	68.54	51.61
Interest cost	22.17	22.14
Expected return on plan assets	(9.10)	(10.40)
Total expense recognised in the Consolidated Statement of Profit and Loss Account	81.61	63.35
Actuarial losses / (gains)		
Return on Plan Assets (excluding interest income)	0.85	1.68
Actuarial losses / (gains) arising from changes in demographic assumptions	-	-
Actuarial losses / (gains) arising from changes in financial assumptions	8.64	3.29
Actuarial losses / (gains) arising from changes in experience adjustments	(73.40)	(43.73)
Total expense recognised in the Consolidated Other Comprehensive Income	(63.91)	(38.76)
Total expense recognised in the Consolidated total Comprehensive Loss	17.70	24.59
Actual contribution and benefit payments for year		
Actual benefit payments	24.47	24.35
Actual contributions	0.48	1.86
Net asset / (liability) recognised in the Consolidated Balance Sheet		
Present value of defined benefit obligation	331.80	330.35
Fair value of plan assets	126.88	142.64
Status [Surplus / (Deficit)]	(204.92)	(187.71)
Unrecognised past service costs		
Net liability recognised in the Consolidated Balance Sheet	(204.92)	(187.71)

Notes to Consolidated Financial Statements for the year ended March 31, 2025

(All amounts are in Rs. Lakhs)

Particulars	For the Year ended March 31, 2025	For the Year ended March 31, 2024
Change in defined benefit obligations (DBO) during the year		
Present value of DBO at beginning of the year	330.35	321.39
Current service cost	68.54	51.61
Interest cost	22.17	22.14
Actuarial losses / (gains)	(64.76)	(40.44)
Past service cost		
Actuarial losses / (gains) arising from changes in demographic assumptions	-	-
Actuarial losses / (gains) arising from changes in financial assumptions	8.64	3.29
Actuarial losses / (gains) arising from changes in experience adjustments	(73.40)	(43.73)
Benefits paid	(24.47)	(24.35)
Present value of DBO at the end of the year	331.80	330.35
Change in fair value of assets during the year		
Plan assets at beginning of the year	142.64	156.40
Expected return on plan assets	9.10	10.40
Actual Group contributions	0.48	1.86
Actuarial gains	(0.85)	(1.68)
Benefits paid	(24.47)	(24.35)
Plan assets at the end of the year	126.88	142.64
Composition of the plan assets is as follows:		
Assets under scheme of insurance *	100%	100%
* in the absence of detailed information regarding plan assets which is funded with insurance companies, the composition of each major category of plan assets, the percentage or amount for each category to the fair value of plan assets has not been disclosed.		
Actuarial assumptions		
Discount rate	6.43%	6.97%
Salary escalation	7.00%	7.00%
Mortality tables	LIC(2006-08) Ultimate	LIC(2006-08) Ultimate
Expected total benefit payments		
Year 1	37.59	34.74
Year 2	50.42	42.38
Year 3	46.35	47.87
Year 4	52.06	44.57
Year 5	35.65	48.88
More than 5 years	161.55	173.45

The discount rate is based on the prevailing market yields of Government of India securities as at the Balance Sheet date for the estimated term of the obligations.

The estimate of future salary increases considered, takes into account the inflation, seniority, promotion, increments and other relevant factors.



Notes to Consolidated Financial Statements for the year ended March 31, 2025

(All amounts are in Rs. Lakhs)

Sensitivity analysis

The increase / (decrease) of the defined benefit obligation to changes in the weighted principal assumptions are:

Sensitivity	Gratuity	
	2024-25	2023-24
DBO at Mar 31 with discount rate -1.0 %	349.02	348.69
DBO at Mar 31 with discount rate +1.0 %	316.14	313.70
DBO at Mar 31 with -1% salary escalation	317.81	315.19
DBO at Mar 31 with +1% salary escalation	346.87	346.61
DBO at Mar 31 with -1% mortality escalation	331.80	330.30
DBO at Mar 31 with +1% mortality escalation	331.82	330.37
DBO at Mar 31 with -1% attrition escalation	332.39	330.55
DBO at Mar 31 with +1% attrition escalation	331.26	330.11

Other long term Employee Benefits - Compensated Absence:

The Group provides for accumulation of leave by certain categories of its employees. These employees can carry forward a portion of the unutilised leave balances and utilise it in future periods or receive cash in lieu thereof as per the Group's policy. The Group records a provision for leave obligations in the period in which the employees render the services that increases this entitlement.

The total provision recorded by the Group towards this obligation as at year ended Mar 31, 2025 is Rs. 83.84 Lakhs (Mar 31, 2024: Rs. 142.64 Lakhs). The Group does not have an unconditional right to defer settlement for any of these obligations, however, based on past experience, the Group does not expect all employees to take full amount of accrued leave or require payment within the next twelve months, hence the amount of the provision is presented as both non current and current.

These plans typically expose the Group to actuarial risks are as follows:

Credit risk	If the scheme is insured and fully funded on projected unit credit basis there is a credit risk to the extent the insurer(s) is/ are unable to discharge their obligations including failure to discharge in timely manner.
Pay-as-you-go risk	For unfunded schemes financial planning could be difficult as the benefits payable will directly affect the revenue and this could be widely fluctuating from year to year. Moreover there may be an opportunity cost of better investment returns affecting adversely the cost of the scheme.
Discount rate risk	The Group is exposed to the risk of fall in discount rate. A fall in discount rate will eventually increase in the ultimate cost of providing the above benefit thereby increasing the value of the liability.
Liquidity risk	This risk arises from the short term asset and liability cash-flow mismatch thereby causing the Group being unable to pay the benefits as they fall due in the short term. Such a situation could be the result of holding large illiquid assets disregarding the results of cash-flow projections and cash outflow inflow mismatch. (or it could be due to insufficient assets/cash.)
Demographic risk	In the valuation of the liability certain demographic (mortality and attrition rates) assumptions are inherent. The Group is exposed to this risk to the extent of actual experience eventually being worse compared to that assumed thereby causing an increase in the scheme cost.
Regulatory risk	New Act/Regulations may come up in future which could increase the liability significantly.
Future salary increase risk	The scheme cost is very sensitive to the assumed future salary escalation rates for all final salary defined benefit schemes. If actual future salary escalations are higher than that assumed in the valuation actual scheme cost and hence the value of the liability will be higher than that estimated.

Note No. 40 Financial Instruments

40.1 Capital Management

The Group's capital management objective is to maintain an optimal debt-equity structure so as to reduce the cost of capital, thereby enhancing returns to shareholders. The Group also has a policy of making judicious use of various available debt instruments within its overall working capital drawing limit. This interest arbitrage helps the Group to contain / reduce the cost of capital.

Notes to Consolidated Financial Statements for the year ended March 31, 2025

(All amounts are in Rs. Lakhs)

40.1.1 Gearing ratio

The gearing ratio at the end of the reporting period was as follows:

Particulars	As at March 31, 2025	As at March 31, 2024
Debt (A)	4,381.35	2,593.11
Cash and cash equivalents (B)	48.58	39.10
Net debt (A-B)	4,332.77	2,554.01
Total Equity (Equity + Net Debt)	15,518.60	17,254.76
Net debt to equity ratio (%)	27.92%	14.80%

41.2 Categories of financial instruments

The following table presents carrying amount and fair value of each category of financial assets and liabilities for the year ended

As at March 31, 2025	Amortised cost	Fair value through Statement of Profit and Loss	Total Carrying Value	Total Fair Value
Financial assets				
Trade receivables	3,327.60	-	3,327.60	3,327.60
Other financial assets	42.82	-	42.82	42.82
Cash and bank balances	668.60	-	668.60	668.60
Total financial assets (A)	4,039.02	-	4,039.02	4,039.02
Financial liabilities				
Borrowings	4,381.35	-	4,381.35	4,381.35
Lease Liabilities	5.88	-	5.88	5.88
Trade payables	3,251.96	-	3,251.96	3,251.96
Other financial liabilities	697.32	-	697.32	697.32
Total financial liabilities (B)	8,336.51	-	8,336.51	8,336.51
Net total (A-B)	(4,297.49)	-	(4,297.49)	(4,297.49)

As at March 31, 2024	Amortised cost	Fair value through Statement of Profit and Loss	Total Carrying Value	Total Fair Value
Financial assets				
Trade receivables	4,255.13	-	4,255.13	4,255.13
Other financial assets	106.59	-	106.59	106.59
Cash and bank balances	1,701.30	-	1,701.30	1,701.30
Total financial assets (A)	6,063.02	-	6,063.02	6,063.02
Financial liabilities				
Borrowings	2,593.11	-	2,593.11	2,593.11
Lease Liabilities	47.57	-	47.57	47.57
Trade payables	3,166.60	-	3,166.60	3,166.60
Other financial liabilities	629.14	-	629.14	629.14
Total financial liabilities (B)	6,436.42	-	6,436.42	6,436.42
Net total (A-B)	(373.40)	-	(373.40)	(373.40)



Notes to Consolidated Financial Statements for the year ended March 31, 2025

Note :

(All amounts are in Rs. Lakhs)

i. The short-term financial assets and liabilities are stated at amortized cost which is approximately equal to their fair value.

40.3 Financial risk management objectives

The Group's principal financial liabilities comprises of trade and other payables and other current liabilities. The main purpose of these financial liabilities is to raise finance for the Group's operations. The Group has loans and receivables, trade and other receivables, and cash and short-term deposits that arise directly from its operations.

The Group is exposed to market risk, credit risk and liquidity risk.

The Group's senior management oversees the management of these risks. The Group's senior management advises on financial risks and the appropriate financial risk governance framework.

40.4 Market risk

Market risk is the risk that the fair values of future cash flows of a financial instrument will fluctuate because of changes in market prices. Market prices comprise two types of risk: interest rate risk and currency risk. Financial instruments affected by market risk include borrowings and deposits.

40.5 Foreign currency risk management

The Group undertakes transactions denominated in foreign currencies; consequently, exposure to exchange rate fluctuations arise.

The carrying amounts of the Group's foreign currency denominated monetary assets and monetary liabilities at the end of reporting period are as follows:

Particulars	Liabilities		Assets	
	As at March 31, 2025	As at March 31, 2024	As at March 31, 2025	As at March 31, 2024
USD	12.93	80.60	1,016.44	700.33

40.5.1 Foreign currency sensitivity analysis

The Group is mainly exposed to the currency US Dollar. This sensitivity analysis mentioned in the below table has been based on the composition of the Group's financial assets and liabilities exposed to foreign currency as at year end. A positive number below indicates an increase in profit where the INR strengthens 10% against the relevant currency. For a 10% weakening of the INR against the relevant currency, there would be a comparable impact on the profit and the balances below would be negative.

Particulars	For the year ended March 31, 2025	For the year ended March 31, 2024
US Dollar		
Impact on profit / (loss) for the year	100.35	61.97

40.6 Interest rate risk management

The Group is exposed to interest rate risk because it borrows funds at both fixed and floating interest rates. The risk is managed by the Group by maintaining an appropriate mix between fixed and floating rate borrowings contracts.

The Group's exposures to interest rates on financial assets and financial liabilities are detailed in the liquidity risk management section of this note.

The Group's investments in term deposits with bank are carried at amortised cost and are at fixed interest rates. They are therefore not subject to interest rate risk as defined in Ind AS 107, since neither the carrying amount nor the future cash flows will fluctuate because of changes in market interest rates."

Notes to Consolidated Financial Statements for the year ended March 31, 2025

(All amounts are in Rs. Lakhs)

40.6.1 Interest rate sensitivity analysis

The sensitivity analysis below have been determined based on the exposure to interest rates for non-derivative instruments (Borrowings) at the end of the reporting period. For floating rate liabilities, the analysis is prepared considering average amount outstanding at the end of each month. A 100 basis point increase or decrease is used when reporting interest rate risk internally to key management personnel and represents management's assessment of the reasonably possible change in interest rates.

If interest rates had been 100 basis points higher/lower and all other variables were held constant, the Group's: • profit before tax for the year ended Mar 31, 2025 would decrease/increase by Rs.34.87 Lakhs (For year ended Mar 31, 2024 Rs.25.93 Lakhs). This is mainly attributable to the Group's exposure to interest rates on its variable rate borrowings.

40.7 Credit risk management

Credit risk is the risk that a counterparty fails to discharge an obligation to the Group. The Group is exposed to this risk for various financial instruments, for example trade receivables, placing deposits, investment in mutual funds etc.

The Group continuously monitors defaults of customers and other counterparties, identified either individually or by the Group, and incorporates this information into its credit risk controls. The Group's policy is to transact only with counterparties who are highly creditworthy which are assessed based on internal due diligence parameters.

In respect of trade receivables, the Group is not exposed to any significant credit risk exposure to any single counterparty or any group of counterparties having similar characteristics. Trade receivables consist of a large number of customers in various geographical areas. Based on historical information about customer default rates management consider the credit quality of trade receivables that are not past due or impaired to be good.

The credit risk for cash and cash equivalents, fixed deposits and mutual funds are considered negligible, since the counterparties are reputable banks with high quality external credit ratings.

Other financial assets mainly comprise of tender deposits and security deposits which are given to customers or other governmental agencies in relation to contracts executed and are assessed by the Group for credit risk on a continuous basis.

Credit risk refers to the risk that a counterparty will default on its contractual obligations resulting in financial loss to the Group. The Group has adopted a policy of only dealing with creditworthy counterparties as a means of mitigating the risk of financial loss from defaults. The Group's exposure of its counterparties are continuously monitored. Trade receivables consist of a large number of customers, spread across diverse industries and geographical areas. Ongoing credit evaluation is performed on the financial condition of accounts receivable and, where appropriate, the Group takes collateral in the form of mortgaged properties and bank guarantees from the customers. Concentration of credit risk to any counterparty did not exceed 5% of gross monetary assets (i.e. trade receivables) at any time during the year, except for 5 major customers having significant balances, i.e. exceeding 5% of the total trade receivables as at Mar 31, 2025 and 4 major customers having significant balances as at Mar 31, 2024 amounting to Rs. 1,981.22 Lakhs and Rs. 1,758.45 Lakhs respectively. In addition, the Group is exposed to credit risk in relation to financial guarantees given to banks. The Group's maximum exposure in this respect is the maximum amount the Group could have to pay if the guarantee is called on. As at March 31, 2025, bank guarantees amounts to Rs.353.32 Lakhs (as at Mar 31, 2024: Rs. 348.27 Lakhs) has been considered in the balance sheet as contingent liabilities [refer note 33(b)].

The Group also adjusts outstanding trade receivables on selective basis against purchase of shrimps from the customers. Trade receivable amounting to Rs.642.87 lakhs has been adjusted against trade payable based on the confirmations obtained from the customers during year ended March 2024 (for the Mar 31, 2024 Rs. 2,622.76 Lakhs)."

As at 31 March 2025, trade receivables to the extent of Rs. 398.94 lakhs (As at 31 March 2024 Rs. 537.94 lakhs) has been realised by the Company from the customers through the financial institution based on a channel financing arrangement. The Company has a first default loss guarantee in respect of such realised receivables which remains outstanding for settlement by the customers to the financial institution to the extent of Rs. 62.24 Lakhs (as at 31 March 2024 Rs. 18.68 lakhs). This is included in the allowance for expected credit loss as at the year ended.

40.7.1 Collateral held as security and other credit enhancements

The Group collects Bank Guarantee and Property Mortgage wherever possible as collateral from its customers for maintaining their risk Profile.

Notes to Consolidated Financial Statements for the year ended March 31, 2025

(All amounts are in Rs. Lakhs)

40.8 Liquidity risk management

The Group manages liquidity risk by maintaining adequate reserves, banking facilities and reserve borrowing facilities, by continuously monitoring forecast and actual cash flows, and by matching the maturity profiles of financial assets and liabilities

40.8.1 Liquidity risk tables

The following is an analysis of the Group's contractual undiscounted cash flows payable under financial liabilities as at :

For the year ended March 31, 2025	Current	Non-Current		Total
	Within 12 Months	1-5 Years	Later than 5 years	
Borrowings	4,381.35	-	-	4,381.35
Lease liabilities	5.95	-	-	5.95
Trade and other payables	3,251.96	-	-	3,251.96
Other financial liabilities	697.32	-	-	697.32
Total	8,336.58	-	-	8,336.58

For the year ended March 31, 2024	Current	Non-Current		Total
	Within 12 Months	1-5 Years	Later than 5 years	
Borrowings	2,593.11	-	-	2,593.11
Lease liabilities	44.26	5.95	-	50.21
Trade and other payables	3,166.60	-	-	3,166.60
Other financial liabilities	629.14	-	-	629.14
Total	6,433.11	5.95	-	6,439.06

40.9 Financing facilities

Particulars	As at March 31, 2025	As at March 31, 2024
Total Fund Based and Non Fund Based Limits	9,981.00	9,881.00
-amount used	4,381.35	2,603.11
-amount unused	5,599.65	7,277.89

As at Mar 31, 2025, total limit of Rs. 9,981.00 Lakhs includes non-fund based limit of Rs. 600.00 Lakhs and non-fund based sub-limits aggregating to Rs. 4,081 Lakhs (as at Mar 31, 2024, total limit of Rs. 9,981.00 Lakhs includes non-fund based limit of Rs. 500.00 Lakhs and non-fund based sub-limits aggregating to Rs. 3,981.00 Lakhs)

Note: As at Mar 31, 2025, Rs.10.00 Lakhs out of the total bank guarantee of Rs. 353.32 Lakhs (as at Mar 31, 2024: Rs. 10.00 Lakhs out of the total bank guarantee of Rs. 348.27 Lakhs) have been taken against the Group's sanctioned limits, the remaining bank guarantee has been taken against the lien on fixed deposits.

Borrowings as at Mar 31, 2025 Rs.4,381.35 lakhs (Rs.2,593.11 lakhs as at Mar 31, 2024) are secured by hypothecation of present and future stock of raw materials, work in progress, finished goods, stores and spares and debtors. Equitable mortgage over the factory land and building of the Group at Nellore and charge over property, plant and equipment of the Group, excluding vehicles.

Their weren't any non compliance as if Mar 31, 2025 and the assesment is due December 31,2025. The Companies Filings with the banks of Stock Statement and Other Information were in agreement with the books of account on a Quarterly Basis.

40.10 Fair value measurements

This note provides information about how the Group determines fair values of various financial assets and financial liabilities

40.10.1 Fair value of the financial assets and liabilities that are measured at fair value

The management considers the carrying amount of Biological assets at their appropriate fair values (Refer note-10).

Notes to Consolidated Financial Statements for the year ended March 31, 2025

(All amounts are in Rs. Lakhs)

40.10.2 Fair value of the financial assets and liabilities that are not measured at fair value

The management consider that the carrying amounts of financial assets and financial liabilities recognised in the financial statements approximate their fair values.

Note No. 41 Relationship with Struck Off Companies

Details of struck off companies with whom the group has transaction during the year or outstanding balance as on Balance sheet date

Name of the Struck off Company	Nature of Transaction with Struck off Company	As at March 2025	As at March 2024
Wave Aquatic Private Limited	Trade receivables	571.46	571.46

i) The Group does not have any transactions with companies struck off during the financial year ended Mar 31, 2025.

ii) The Group has made provision for doubtful debts for the unsecured balances.

Note No. 42 Employee stock option plan

During the year ended Mar 31, 2024, the management of the Group have received the approval from the stock exchange, however there was no options granted under the ESOP during 2023-24 & 2024-25.

The Group has postponed the plan for rolling out the ESOP to the employees.

43 Additional Regulatory Information

- i) The Group do not has any Benami property, where any proceeding has been initiated or pending against the Group for holding any Benami property.
- ii) The Group has not been declared wilful defaulter by any bank or financial institution or other lender or government or any government authority
- iii) The Group do not has any charges or satisfaction which is yet to be registered with ROC beyond the statutory period.
- iv) The Group has not traded or invested in Crypto currency or Virtual Currency during the financial year.
- v) 1. The Group has not advanced or loaned or invested funds to any other person(s) or entity(ies), including foreign entities (Intermediaries) with the understanding that the Intermediary shall:
 - a) directly or indirectly lend or invest in other persons or entities identified in any manner whatsoever by or on behalf of the company (Ultimate Beneficiaries) or
 - b) provide any guarantee, security or the like to or on behalf of the Ultimate Beneficiaries
2. The Group has not received any fund from any person(s) or entity(ies), including foreign entities (Funding Party) with the understanding (whether recorded in writing or otherwise) that the Group shall:
 - a) directly or indirectly lend or invest in other persons or entities identified in any manner whatsoever by or on behalf of the Funding Party (Ultimate Beneficiaries) or
 - b) provide any guarantee, security or the like on behalf of the Ultimate Beneficiaries.
- vi) The group has complied with the requirement with respect to number of layers as prescribed under Section 2(87) of the Companies Act, 2013 read with the Companies (Restriction on number of layers) Rules, 2017.
- vii) The Group has not any such transaction which is not recorded in the books of accounts that has been surrendered or disclosed as income during the year in the tax assessments under the Income Tax Act, 1961 (such as, search or survey or any other relevant provisions of the Income Tax Act, 1961).

Note No. 44 Particulars of Loans, Guarantees or Investments covered under Section 186(4) of the Companies Act, 2013:

- (i) Advances in the nature of loans given to Companies is Rs.Nil (As at Mar 31, 2024: Nil)
- (ii) Details of investments made under Section 186 of the Companies Act, 2013 are disclosed in Note 6. There are no loans/ guarantees issued under Section 186 of the Companies Act, 2013 read with rules issued thereunder.



Notes to Consolidated Financial Statements for the year ended March 31, 2025

(All amounts are in Rs. Lakhs)

Note No. 45 A. The subsidiary (which along with The Waterbase Limited, the parent, constitute the Group) considered in the preparation of these Consolidated Financial Statements are:

Name of the entity	Relationship	Country of Incorporation	Holding % as at March 31, 2025
Waterbase Frozen Food Private Limited (Formerly Known as Saatya Vistaar Oorja Bengaluru Private Limited)	Subsidiary	India	100%

B. Additional information as required by Paragraph 2 of the General Instructions for Preparation of Consolidated Financial Statements to Schedule III to the Companies Act, 2013:

For the year ended March 31, 2025

Name of the entity	Net Assets		Share in Profit or (Loss)		Share in Other Comprehensive Income		Share in Total Comprehensive Income	
	As % of Consolidated Net Assets	Amount in Rs. Lakhs	As % of Consolidated Profit or (Loss) for the year	Amount in Rs. Lakhs	As % of Consolidated Other Comprehensive Income	Amount in Rs. Lakhs	As % of Consolidated Total Comprehensive Income	Amount in Rs. Lakhs
Parent Company								
The Waterbase Limited	100.08%	15,530.43	99.95%	(1,815.32)	100.00%	79.99	99.95%	(1,735.33)
Indian Subsidiaries								
Waterbase Frozen Food Private Limited (Formerly Known as Saatya Vistaar Oorja Bengaluru Private Limited)	-0.08%	(11.83)	0.05%	(0.83)	0.00%	-	0.05%	(0.83)
Total	100.00%	15,518.60	100.00%	(1,816.15)	100.00%	79.99	100.00%	(1,736.16)

For the year ended March 31, 2024

Name of the entity	Net Assets		Share in Profit or (Loss)		Share in Other Comprehensive Income		Share in Total Comprehensive Income	
	As % of Consolidated Net Assets	Amount in Rs. Lakhs	As % of Consolidated Profit or (Loss) for the year	Amount in Rs. Lakhs	As % of Consolidated Other Comprehensive Income	Amount in Rs. Lakhs	As % of Consolidated Total Comprehensive Income	Amount in Rs. Lakhs
Parent Company								
The Waterbase Limited	100.06%	17,265.77	99.85%	(1,043.61)	100.00%	29.00	99.85%	(1,014.61)
Indian Subsidiaries								
Waterbase Frozen Food Private Limited (Formerly Known as Saatya Vistaar Oorja Bengaluru Private Limited)	-0.06%	(11.01)	0.15%	(1.55)	0.00%	-	0.15%	(1.55)
Total	100.00%	17,254.76	100.00%	(1,045.16)	100.00%	29.00	100.00%	(1,016.16)

Notes to Consolidated Financial Statements for the year ended March 31, 2025

(All amounts are in Rs. Lakhs)

Note No. 46 Audit Trail

The Company has used accounting software for maintaining its books of account, which has a feature of recording audit trail as per the requirement of the Companies (Accounts) Rules, 014 as amended by Ministry of Corporate Affairs (MCA) notification dated March 24, 2021, except that the audit trail feature was not enabled for transaction and master tables to log any direct data changes throughout the financial year.

Additionally, the audit trail that was enabled and operated for the year ended Mar 31, 2025, has been preserved by the Company as per the statutory requirements for record retention.

Note No. 47 Previous year figures

Previous year's figures have been restated, rearranged and regrouped, wherever necessary, to enable comparability of the current year's position of accounts with that of the relative previous year's position.

Note No. 48 Approval of Consolidated Financial Statements

The Consolidated Financial Statements were approved for issue by the Board of Directors on May 30, 2025.

In terms of our report attached

For **Deloitte Haskins & Sells LLP**

Chartered Accountants

Firm's Registration No. 117366W/W-100018

For and on behalf of the Board of Directors

Varun Aditya Thapar

Chairman

DIN : 02322660

Place : New Delhi

Date: May 30, 2025

Rahul C Mehta

Director

DIN : 00397420

Place : New Delhi

Date: May 30, 2025

R Prasanna Venkatesh

Partner

Membership No:214045

Place: Chennai

Date: May 30, 2025

Ramakanth V Akula

*Chief Executive Officer
& Whole -Time Director*

DIN : 07107616

Place : New Delhi

Date: May 30, 2025

R Sureshkumar

*Chief Financial Officer
& Compliance Officer*

Place : New Delhi

Date: May 30, 2025



Notice

AGM NOTICE

NOTICE IS HEREBY GIVEN THAT THE THIRTY-EIGHT ANNUAL GENERAL MEETING OF THE WATERBASE LIMITED WILL BE HELD ON THURSDAY, SEPTEMBER 25, 2025 AT 12:30 PM (IST) THROUGH VIDEO CONFERENCING ("VC") / OTHER AUDIO-VISUAL MEANS ("OAVM") TO TRANSACT THE FOLLOWING BUSINESS:

ORDINARY BUSINESS:

1. Adoption of Standalone Financial Statements

To consider and if deemed fit, to pass the following resolution as an **Ordinary Resolution**:

"RESOLVED THAT the audited standalone financial statements of the Company for the financial year ended March 31, 2025 and the reports of the Board of Directors and Auditors thereon be and are hereby received, considered and adopted."

2. Adoption of Consolidated Financial Statements

To consider and if deemed fit, to pass the following resolution as an **Ordinary Resolution**:

"RESOLVED THAT the audited consolidated financial statements of the Company for the financial year ended March 31, 2025 and the report of the Auditors thereon be and are hereby received, considered and adopted."

3. Rotation of Director

To consider and if deemed fit, to pass the following resolution as an **Ordinary Resolution**:

"RESOLVED THAT pursuant to the provisions of Section 152 and other applicable provisions, if any, of the Companies Act, 2013, Mr. Varun Aditya Thapar (DIN: 02322660), who retires by rotation and being eligible for re-appointment, be and is hereby reappointed as a Director of the Company liable to retire by rotation.

4. Appointment of Secretarial Auditor

To consider and if deemed fit, to pass the following resolution as an **Ordinary Resolution**:

RESOLVED THAT pursuant to the provisions of Section 204(1) of the Companies Act 2013, Rule 8 of The Companies (Meeting of Board and its Powers) Rules, 2014 and other applicable Act / Regulations / Provisions, consent of the Board, be and is hereby accorded for appointment of M/s M Francis & Associates, Practicing Company Secretaries, Chennai, as Secretarial Auditors of the Company for the financial year 2025-30 on such remuneration as may be fixed by the delegated authority.

By Order of the Board of Directors

Chennai, India
August 12, 2025

Sd/-
R Sureshkumar
Company Secretary

NOTES:

1. The Ministry of Corporate Affairs ("MCA") vide its circular dated May 5, 2020 read with circulars dated April 8, 2020, April 13, 2020, January 13, 2021, December 8, 2021, December 14, 2021, May 5, 2022 and December 28, 2022 (collectively referred to as "MCA Circulars" and Securities and Exchange Board of India (SEBI) vide its circulars dated May 12, 2020, January 15, 2021, May 13, 2022, January 5, 2023 and September 25, 2023 (collectively referred to as "SEBI Circulars") has permitted for the holding the Annual General Meeting through VC /OAVM without physical presence of the members at a common venue. In compliance with the provisions of the Companies Act, 2013 ("Act"), SEBI (Listing Obligations and Disclosure Requirements) Regulations, 2015 (Listing Regulations), MCA circulars and SEBI circulars, AGM of the Company is being held through VC / OAVM. The registered office of the Company shall be deemed to be the venue for the AGM.
2. In compliance with the aforesaid MCA Circulars and SEBI Circulars, Notice of the AGM along with the Annual Report 2024-25 is being sent only through electronic mode to those Members whose email addresses are registered with the Company / Depository Participant(s) unless any member has requested for a physical copy of the same. Members may note that the Notice and Annual Report 2024-25 will also be available on the Company's website at <https://www.waterbase.com> website of the Stock Exchange i.e. BSE Limited at www.bseindia.com and on the website of Company's Registrar and Transfer Agent (RTA), Cameo Corporate Services Limited (Cameo) at Investor@cameoindia.com.

Notice

3. Company has appointed M/s. Central Depositories Services Limited (CDSL), to provide Video Conferencing facility for the AGM and the attendant enablers for conducting the AGM
4. Generally, a Member entitled to attend and vote at the AGM is entitled to appoint a proxy to attend and vote on his/her behalf and the proxy need not be a Member of the Company. Since this AGM is being held pursuant to the MCA Circulars through VC / OAVM, physical attendance of Members has been dispensed with. Accordingly, the facility for appointment of proxies by the Members will not be available for the AGM and hence the Proxy Form and Attendance Slip are not annexed to this Notice.
5. As per the provisions under the MCA Circular, members attending the e-AGM through VC / OAVM shall be counted for the purpose of reckoning the quorum under Section 103 of the Act.
6. Corporate / Institutional Members (i.e. other than Individuals, HUF, NRI etc.) are required to send scanned certified true copy (PDF Format) of the Board Resolution/ Authority Letter etc., together with attested specimen signature(s) of the duly authorised representative(s), to the Scrutiniser through email francis.acs@csfrancisandassociates.com with a copy marked to Investor@waterbase.com. Corporate Members are encouraged to attend the meeting through VC.
7. Statement pursuant to Section 102 of the Companies Act, 2013, in respect of the director retiring by rotation, to be transacted at the AGM as set out in the Notice, is annexed hereto.
8. Members may please note that SEBI vide its Circular No. SEBI/HO/CFD/CFD-PoD-2/CIR/ P/2024/185 dated December 31, 2024 has mandated the listed companies, as per regulation 24A(1B) of the LODR, a Secretarial Auditor appointed under the regulations shall provide to the listed entity only such other services as are approved by the board of directors but which shall not include any services as specified by SEBI in this behalf. Accordingly, the services that a Secretarial Auditor cannot render to the listed entity are specified in Annexure 3 of the circular.
9. The Register of Members and Share Transfer Books of the Company will remain closed from Thursday, September 18, 2025 to Wednesday 24, 2025 (both days inclusive).
10. The Company is providing facility for voting by electronic means (e-voting) through an electronic voting system which will include remote e-voting as prescribed by the Companies (Management and Administration) Rules, 2014 as presently in force and the businesses set out in the Notice will be transacted through such voting. Information and instructions including details of user id and password relating to e-voting are provided in the Notice.
11. In case of joint holders, the Member whose name appears as the first holder in the order of names as per the Register of Members of the Company will be entitled to vote through remote e-voting.
12. Members may please note that SEBI vide its Circular No. SEBI/HO/MIRSD/MIRSD_RTAMB/P/CIR/2022/8 dated January 25, 2022 has mandated the listed companies to issue securities in dematerialized form only while processing service requests viz. Issue of duplicate securities certificate; claim from unclaimed suspense account; renewal / exchange of securities certificate; endorsement; sub-division / splitting of securities certificate; consolidation of securities certificates / folios; transmission and transposition. Accordingly, Members are requested to make service requests by submitting a duly filled and signed Form ISR - 4 / ISR - 5, the format of which is available on the Company's website at <https://www.waterbase.com> and Cameo's website Investor@cameoindia.com. It may be noted that any service request can be processed only after the folio is KYC Compliant.
13. The Company has transferred the unpaid or unclaimed dividends upto the financial year 2016-17 from time to- time to the Investor Education and Protection Fund (IEPF) established by the Central Government. Details of dividends so far transferred to the IEPF Authority are available on the website of the IEPF Authority and same can be accessed through the link www.iepf.gov.in. The members whose unclaimed dividends / shares have been transferred to IEPF, may claim the same by making an online application to the IEPF authority in web Form No. IEPF-5 available on www.iepf.gov.in
14. The Company has uploaded the details of unpaid and unclaimed amounts lying with the Company as on March 31, 2025 on the website of the Company (www.waterbase.com)
15. Information as required under the Listing Regulations and the Secretarial Standard on General Meetings (SS-2), issued by the Institute of Company Secretaries of India, in respect of reappointment of director is furnished and forms part of the notice.
16. As per the provisions of Section 72 of the Companies Act, 2013 and Rule 19(1) of the Companies (Share Capital and Debentures) Rules 2014, Shareholders holding shares in physical form may file nomination in the prescribed SH-13 with Cameo. If a Member desires to opt out or cancel the earlier nomination and record a fresh nomination, he / she may submit



Notice

the same in Form ISR-3 or SH-14 as the case may be. The said forms can be downloaded from the Company's website www.waterbase.com and Cameo's website Investor@cameoindia.com. In respect of shares held in demat form, the nomination form may be filed with the concerned Depository Participant(s)

17. Dispute Resolution Mechanism at Stock Exchanges SEBI, vide its circular no. SEBI/HO/MIRSD/MIRSD_RTAMB/P/CIR/2022/76 dated May 30, 2022, provided an option for arbitration as a Dispute Resolution Mechanism for investors. As per this circular, investors can opt for arbitration with Stock Exchanges in case of any dispute against the Company or its Registrar and Transfer Agent on delay or default in processing any investor services related request. In compliance with SEBI guidelines, the Company had sent communication intimating the said Dispute Resolution Mechanism to all the Members holding shares in physical form.
18. SEBI has mandated the submission of Permanent Account Number (PAN) by every participant in securities market. Members holding shares in electronic form are, therefore requested to submit the PAN to their Depository Participant with whom they are maintaining their dematerialised accounts. Members holding shares in physical form can submit their PAN details to Cameo.
19. In case a holder of physical securities fails to furnish PAN, nomination, contact details, bank account details and specimen signature by investor@cameoindia.com, Cameo will be obligated to freeze such folios. The securities in the frozen folios shall be eligible to receive payments (including dividend) and lodge grievances only after furnishing the complete documents. If the securities continue to remain frozen as on December 31, 2025, the Registrar/the Company shall refer such securities to the administering authority under the Benami Transactions (Prohibitions) Act, 1988, and/or the Prevention of Money Laundering Act, 2002. In compliance with SEBI guidelines, the Company had sent communication intimating submission of above details to all the Members holding shares in physical form.
20. The Register of Directors and Key Managerial Personnel and their shareholding maintained under Section 170 of the Act and Register of Contracts or arrangements in which directors are interested maintained under Section 189 of the Act, certificate of Statutory Auditor under SEBI (Share Based Employee Benefits and Sweat Equity) Regulations, 2021 relating to Company's ESOP Scheme / Plan and relevant documents referred to in the proposed resolutions will be available for inspection by the members electronically during the meeting. Members seeking to inspect such documents can send an email to investor@waterbaseindia.com.
21. Since the AGM will be held through VC / OAVM, the Route Map is not annexed in this Notice.

22. VOTING & AGM

Electronic Voting ("E-Voting")

- i. Pursuant to Section 108 of the Act read with Rule 20 of the Companies (Management and Administration) Rules, 2014 and Regulation 44 of the SEBI (Listing Obligations and Disclosure Requirements) Regulations, 2015, as amended from time to time, and the MCA Circulars, the Company is pleased to provide its members the facility for voting through remote e-voting as well as e-voting during the AGM in respect of all the businesses to be transacted at the AGM and has engaged Central Depositories Services Limited (CDSL) to provide e-voting facility and for participation in the AGM through VC / OAVM facility.
- ii. The cut-off date for the purpose of determining the members eligible for participation in remote e- voting and voting during the AGM is September 19, 2025. Please note that a person, whose name is recorded in the Register of Members or in the Register of Beneficial Owners maintained by the depositories as on cut-off date only shall be entitled to avail the facility of remote e-voting or e-voting during the Meeting. If members opt for remote e-voting, then they should not vote at the Meeting. However, once an e-vote on a resolution is cast by a member, such member is not permitted to change it subsequently or cast the vote again. Members who have cast their vote by remote e-voting prior to the date of the Meeting can attend the Meeting and participate in the Meeting but shall not be entitled to cast their vote again.
- iii. Voting and AGM Instructions:

THE INTRUCTIONS FOR SHAREHOLDERS FOR E-VOTING AND JOINING VIRTUAL MEETINGS ARE AS UNDER:

- a) The voting period begins on 9.00 am (IST) on September 22, 2025 and ends at 5.00 pm (IST) on September 24, 2025. During this period Members of the Company, holding shares either in physical form or in dematerialized form, as on the Cut-Off / Record Date, may cast their vote electronically. The E-Voting module shall be disabled by CDSL for voting thereafter.
- b) Shareholders who have already voted prior to the meeting date would not be entitled to vote at the meeting venue.

Notice

- c) Pursuant to SEBI Circular No. SEBI/HO/CFD/ CMD/CIR/P/2020/242 dated 09.12.2020, under Regulation 44 of Securities and Exchange Board of India (Listing Obligations and Disclosure Requirements) Regulations, 2015, listed entities are required to provide remote e-voting facility to its shareholders, in respect of all shareholders' resolutions. However, it has been observed that the participation by the public non-institutional shareholders/retail shareholders is at a negligible level.

Currently there are multiple e-voting service providers (ESPs) providing e-voting facility to listed entities in India. This necessitates registration on various ESPs and maintenance of multiple user IDs and passwords by the shareholders.

In order to increase the efficiency of the voting process, pursuant to a public consultation, it has been decided to enable e-voting to all the demat account holders, by way of a single login credential, through their demat accounts/ websites of Depositories/ Depository Participants. Demat account holders would be able to cast their vote without having to register again with the ESPs, thereby, not only facilitating seamless authentication but also enhancing ease and convenience of participating in e-voting process.

- d) In terms of SEBI Circular No. SEBI/HO/CFD/ CMD/CIR/P/2020/242 dated December 9, 2020 on e-Voting facility provided by Listed Companies, Individual shareholders holding securities in demat mode are allowed to vote through their demat account maintained with Depositories and Depository Participants. Shareholders are advised to update their mobile number and email Id in their demat accounts in order to access e-Voting facility. Pursuant to abovesaid SEBI Circular, Login method for e-Voting and joining virtual meetings for Individual shareholders holding securities in Demat mode CDSL/ NSDL is given below:

Type of shareholders	Login Method
Individual Shareholders holding securities in Demat mode with CDSL Depository	<p>Users who have opted for CDSL Easi / Easiest facility, can login through their existing user id and password. Option will be made available to reach e-Voting page without any further authentication. The users to login to Easi / Easiest are requested to visit CDSL website www.cdslindia.com and click on login icon & New System Myeasi Tab.</p> <p>After successful login the Easi / Easiest user will be able to see the e-Voting option for eligible companies where the evoting is in progress as per the information provided by company. On clicking the evoting option, the user will be able to see e-Voting page of the e-Voting service provider for casting your vote during the remote e-Voting period or joining virtual meeting & voting during the meeting. Additionally, there is also links provided to access the system of all e-Voting Service Providers, so that the user can visit the e-Voting service providers' website directly.</p> <p>If the user is not registered for Easi/Easiest, option to register is available at CDSL website www.cdslindia.com and click on login & New System Myeasi Tab and then click on registration option.</p> <p>Alternatively, the user can directly access e-Voting page by providing Demat Account Number and PAN No. from a e-Voting link available on www.cdslindia.com home page. The system will authenticate the user by sending OTP on registered Mobile & Email as recorded in the Demat Account. After successful authentication, user will be able to see the e-Voting option where the evoting is in progress and also able to directly access the system of all e-Voting Service Providers.</p>
Individual Shareholders holding securities in demat mode with NSDL Depository	<p>If you are already registered for NSDL IDeAS facility, please visit the e-Services website of NSDL. Open web browser by typing the following URL: https://eservices.nsdl.com either on a Personal Computer or on a mobile. Once the home page of e-Services is launched, click on the "Beneficial Owner" icon under "Login" which is available under 'IDeAS' section. A new screen will open.</p> <p>You will have to enter your User ID and Password. After successful authentication, you will be able to see e-Voting services. Click on "Access to e-Voting" under e-Voting services and you will be able to see e-Voting page. Click on company name or e-Voting service provider name and you will be re-directed to e-Voting service provider website for casting your vote during the remote e-Voting period or joining virtual meeting & voting during the meeting.</p> <p>If the user is not registered for IDeAS e-Services, option to register is available at https://eservices.nsdl.com. Select "Register Online for IDeAS" Portal or click at https://eservices.nsdl.com/SecureWeb/Id easDirectReg.jsp Visit the e-Voting website of NSDL. Open web browser by typing the following URL: https://www.evoting.nsdl.com/ either on a Personal Computer or on a mobile. Once the home page of e-Voting system is launched, click on the icon "Login" which is available under 'Shareholder/ Member' section. A new screen will open. You will have to enter your User ID (i.e. your sixteen digit demat account number hold with NSDL), Password/OTP and a Verification Code as shown on the screen. After successful authentication, you will be redirected to NSDL Depository site wherein you can see e-Voting page. Click on company name or e-Voting service provider name and you will be</p>



Notice

Type of shareholders	Login Method
	<p>redirected to e-Voting service provider website for casting your vote during the remote e-Voting period or joining virtual meeting & voting during the meeting.</p> <p>For OTP based login you can click on https://eservices.nsdl.com/SecureWeb/evoting/evotinglogin.jsp. You will have to enter your 8-digit DP ID, 8-digit Client Id, PAN No., Verification code and generate OTP. Enter the OTP received on registered email id/mobile number and click on login. After successful authentication, you will be redirected to NSDL Depository site wherein you can see e-Voting page. Click on company name or e-Voting service provider name and you will be re-directed to e-Voting service provider website for casting your vote during the remote e-Voting period or joining virtual meeting & voting during the meeting.</p>
Individual Shareholders (holding securities in demat mode) login through their Depository Participants (DP)	<p>You can also login using the login credentials of your demat account through your Depository Participant registered with NSDL/ CDSL for e-Voting facility. After Successful login, you will be able to see e-Voting option. Once you click on e-Voting option, you will be redirected to NSDL/CDSL Depository site after successful authentication, wherein you can see e-Voting feature. Click on company name or e-Voting service provider name and you will be redirected to e-Voting service provider website for casting your vote during the remote e-Voting period or joining virtual meeting & voting during the meeting.</p>

- e) Login method for e-Voting and joining virtual meetings for Physical shareholders and shareholders other than individual holding in Demat form.

The shareholders should log on to the e-voting website www.evotingindia.com.

Click on "Shareholders" module.

Now enter your User ID

- For CDSL: 16 digits beneficiary ID,
- For NSDL: 8 Character DP ID followed by 8 Digits Client ID,
- Shareholders holding shares in Physical Form should enter Folio Number registered with the Company.

- Next enter the Image Verification as displayed and Click on Login.

If you are holding shares in demat form and had logged on to www.evotingindia.com and voted on an earlier e-voting of any company, then your existing password is to be used.

- f) After entering these details appropriately, click on "SUBMIT" tab.
- g) Shareholders holding shares in physical form will then directly reach the Company selection screen. However, shareholders holding shares in demat form will now reach 'Password Creation' menu wherein they are required to mandatorily enter their login password in the new password field. Kindly note that this password is to be also used by the demat holders for voting for resolutions of any other company on which they are eligible to vote, provided that company opts for e-voting through CDSL platform. It is strongly recommended not to share your password with any other person and take utmost care to keep your password confidential.
- h) For shareholders holding shares in physical form, the details can be used only for e-voting on the resolutions contained in this Notice.
- i) Click on the EVSN for against "THE WATERBASE LIMITED" on which you choose to vote.
- j) On the voting page, you will see "RESOLUTION DESCRIPTION" and against the same the option "YES/NO" for voting. Select the option YES or NO as desired. The option YES implies that you assent to the Resolution and option NO implies that you dissent to the Resolution.
- k) Click on the "RESOLUTIONS FILE LINK" if you wish to view the entire Resolution details.
- l) After selecting the resolution, you have decided to vote on, click on "SUBMIT". A confirmation box will be displayed. If you wish to confirm your vote, click on "OK", else to change your vote, click on "CANCEL" and accordingly modify your vote.
- m) Once you "CONFIRM" your vote on the resolution, you will not be allowed to modify your vote.
- n) You can also take a print of the votes cast by clicking on "Click here to print" option on the Voting page.

Notice

- o) If a demat account holder has forgotten the login password then Enter the User ID and the image verification code and click on Forgot Password & enter the details as prompted by the system.
- p) **Additional Facility for Non – Individual Shareholders and Custodians –For Remote Voting only.**
- Non-Individual shareholders (i.e. other than Individuals, HUF, NRI etc.) and Custodians are required to log on to www.evotingindia.com and register themselves in the “Corporates” module.
 - A scanned copy of the Registration Form bearing the stamp and sign of the entity should be emailed to helpdesk.evoting@cdslindia.com.
 - After receiving the login details a Compliance User should be created using the admin login and password. The Compliance User would be able to link the account(s) for which they wish to vote on.
 - The list of accounts linked in the login should be mailed to helpdesk.evoting@cdslindia.com and on approval of the accounts they would be able to cast their vote.
 - A scanned copy of the Board Resolution and Power of Attorney (POA) which they have issued in favour of the Custodian, if any, should be uploaded in PDF format in the system for the scrutinizer to verify the same.
 - Alternatively Non Individual shareholders are required to send the relevant Board Resolution/ Authority letter etc. together with attested specimen signature of the duly authorized signatory who are authorized to vote, to the Scrutinizer and to the Company at the email address viz francis.acs@csfrancisandassociates.com with a copy marked to investor@waterbaseindia.com, helpdesk.evoting@cdslindia.com, if they have voted from individual tab & not uploaded same in the CDSL e-voting system for the scrutinizer to verify the same.

Helpdesk for Individual Shareholders holding securities in demat mode for any technical issues related to login through Depository i.e. CDSL and NSDL

Login type	Helpdesk details
Individual Shareholders holding securities in Demat mode with CDSL	Members facing any technical issue in login can contact CDSL helpdesk by sending a request at helpdesk.evoting@cdslindia.com or contact at toll free no. 1800 21 09911
Individual Shareholders holding securities in Demat mode with NSDL	Members facing any technical issue in login can contact NSDL helpdesk by sending a request at evoting@nsdl.co.in or call at toll free no.: 022 - 4886 7000 and 022 - 2499 7000

22. INSTRUCTIONS FOR SHAREHOLDERS ATTENDING THE AGM THROUGH VC / OAVM & E-VOTING DURING MEETING ARE AS UNDER:

- The procedure for attending meeting & e-Voting on the day of the AGM is same as the instructions mentioned above for e-voting.
- The link for VC / OAVM to attend meeting will be available where the EVSN of Company will be displayed after successful login as per the instructions mentioned above for e-voting.
- Shareholders who have voted through Remote e-Voting will be eligible to attend the meeting. However, they will not be eligible to vote at the AGM.
- Shareholders are encouraged to join the Meeting through Laptops / IPads for better experience.
- Further shareholders will be required to allow Camera and use Internet with a good speed to avoid any disturbance during the meeting.
- Please note that Participants Connecting from Mobile Devices or Tablets or through Laptop connecting via Mobile Hotspot may experience Audio/Video loss due to fluctuation in their respective network. It is therefore recommended to use Stable Wi-Fi or LAN Connection to mitigate any kind of aforesaid glitches.
- Shareholders who would like to express their views / ask questions during the meeting may register themselves as a speaker by sending their request in advance at least 3 days prior to meeting mentioning their name, Demat account number / folio number, email id, mobile number, questions proposed to be asked at the e-mail id of the company i.e. investor@waterbaseindia.com. The shareholders who do not wish to speak during the AGM, but have queries, may send their queries 3 days prior to meeting mentioning their name, demat account number/folio number, email id, mobile number at the e-mail id of the company i.e. investor@waterbaseindia.com. These queries will be replied to by the company suitably by email.
- Those shareholders who have registered themselves as a speaker will only be allowed to express their views/ask questions during the meeting.



Notice

- ix. Only those shareholders, who are present in the AGM through VC / OAVM facility and have not casted their vote on the Resolutions through remote e-Voting and are otherwise not barred from doing so, shall be eligible to vote through e-Voting system available during the AGM.
 - x. If any Votes are cast by the shareholders through the e-voting available during the AGM and if the same shareholders have not participated in the meeting through VC / OAVM facility, then the votes cast by such shareholders shall be considered invalid as the facility of e-voting during the meeting is available only to the shareholders attending the meeting.
23. **Process for Shareholders whose Email / Mobile No. are not registered with the Company / RTA / Depositories.**
- i. **For Physical shareholders-** please provide necessary details like Folio No., Name of shareholder, scanned copy of the share certificate (front and back), self-attested scanned copy of PAN Card, AADHAR Card and Cancelled Cheque by email to the RTA's E-Mail i.e. investor@cameoindia.com or update the details at their web portal <https://investors.cameoindia.com> by providing the necessary details required therein.
 - ii. **For Demat shareholders** please update your email id & mobile no. with your respective Depository Participant (DP)
 - iii. **For Individual Demat shareholders** – Please update your email id & mobile no. with your respective Depository Participant (DP) which is mandatory while e-Voting & joining virtual meetings through Depository.
24. If you have any queries or issues regarding attending AGM & e-Voting from the CDSL e-Voting System, you can write an email to helpdesk.evoting@cdslindia.com or contact at 1800 21 09911. All grievances connected with the facility for voting by electronic means may be addressed to Mr. Rakesh Dalvi, Sr. Manager, (CDSL) Central Depository Services (India) Limited, A Wing, 25th Floor, Marathon Futurex, Mafatlal Mill Compounds, N M Joshi Marg, Lower Parel (East), Mumbai - 400013 or send an email to helpdesk.evoting@cdslindia.com or call on 1800 21 09911.
25. Any person who have acquired shares and become members of the company after the dispatch of the notice and holding shares as on Cut-Off/ Record Date of September 17, 2025, and who have updated their PAN with the Company/DP, should follow the instructions above mentioned to vote through e-voting and those who have not updated their PAN with the Company/DP, can send a mail to investor@cameoindia.com with a copy to helpdesk.evoting@cdslindia.com to obtain the details.
26. The 38th AGM has been convened through VC / OAVM in compliance with all applicable provisions of the Companies Act, 2013 read along with MCA Circulars.
27. All documents referred to in the accompanying Notice and the Statement setting out material facts can be obtained for inspection by writing to the Company at its email ID investor@waterbaseindia.com till the date of AGM.
28. **Other Instructions:**
- i. The Board of Directors have appointed Mr. M Francis (Membership No. F10705), Partner, M Francis & Associates, Practising Company Secretaries, as the Scrutinizer to scrutinise the remote e-Voting process as well as voting during the AGM in a fair and transparent manner.
 - ii. The Scrutinizer shall immediately after the conclusion of voting at the AGM, unblock the votes cast through remote e-Voting (votes cast during the AGM and votes cast prior to the AGM) and make, not later than 48 hours of conclusion of the AGM, a consolidated Scrutiniser's Report of the total votes cast in favor or against, if any, to the Chairman or a person authorised by him in writing who shall countersign the same.
 - iii. The results declared along with the Scrutiniser's Report shall be placed on the website of the Company www.waterbaseindia.com and on the website of CDSL www.evotingindia.com immediately after declaration. The Company shall simultaneously communicate the results to BSE Limited, where the shares of the Company are listed.

By Order of the Board of Directors

Chennai, India
August 12, 2025

Sd/-
R Sureshkumar
Company Secretary

Notice

ANNEXURE TO THE NOTICE

DETAILS PERTAINING TO DIRECTORS AS REQUIRED UNDER REGULATION 36 OF THE SEBI (LISTING OBLIGATIONS & DISCLOSURE REQUIREMENTS) REGULATIONS, 2015

Name of the Director	Mr. Varun Aditya Thapar
DIN	02322660
Age	40
Date of first appointment on the Board:	February 05, 2014
Qualifications	MBA
Brief Resume / Experience, Expertise (Including expert in specific functional area)	Mr. Varun Aditya Thapar is the Non-Executive Director of the Company from February 05, 2014 and he is appointed as chairman from August 5, 2023. He has been actively engaged in the running and expansion of the company's business offerings. He brings in a system driven & diverse approach to the company and has been instrumental in taking the Company forward.
Terms and conditions of the appointment / reappointment	Re-appointment of Mr. Varun Aditya Thapar as a Non-Executive Director, liable to retire by rotation.
Remuneration last drawn (including sitting fee, if any)	Sitting fees of Rs.2.00 Lakh paid for attending the Board/ Committee Meetings in FY 24-25.
Remuneration proposed to be paid (except sitting fees and commission)	Nil
Shareholding in the Company as on March 31, 2025	1,69,800 equity shares
No of Meetings of the Board attended during the year	4
Directorship in other companies as on March 31, 2025	1. Indian City Properties Limited 2. Karam Chand Thapar & Bros (Coal Sales) Limited 3. Vasudha Sampada Private Limited 4. Aquavista Enterprises Private Limited (Erstwhile known as Nav Srijit Shakti Telangana Private Limited) 5. Piano Forte Fiduciary Services Private Limited 6. Cynera Investments & Holdings Limited 7. Delhi Green Estate Private Limited 8. ICP Developments Private Limited
Chairman / Member of the Committees of the Boards of which he is a Director	2
Listed Company from which he resigned the directorship during the past three years	Nil
Inter-se relationship with any Director / Key Managerial personnel	Mr. Varun Aditya Thapar is brother of Ms. Nitasha Thapar who is Non- Executive Director of the Company



Notes

[illegible]



FEEDING GROWTH



Celebrating



YEARS OF FEEDING GROWTH



**The
Waterbase
Limited**

Registered Office & Factory:
Ananthapuram Village,
Nellore District
Pincode: 524 344
Andhra Pradesh, India
Email: info@waterbaseindia.com

Corporate Office :
Thapar House, 37, Montieth Road
Egmore, Chennai - 600 008
Tamil Nadu, India
Phone: + 91 44 4566 1700
Email: info@waterbaseindia.com

investor@waterbaseindia.com / Website: www.waterbaseindia.com