

To

Date: 08.08.2025

The Manager BSE Limited P. J. Towers, Dalal Street Mumbai-400001 (BSE Scrip Code: 523796)	The Manager, National Stock Exchange of India Limited, Exchange Plaza, Bandra Kurla Complex, Bandra (E), Mumbai- 400051. (NSE Symbol: VHLTD)
---	--

Dear Sir/ Madam,

Unit: Viceroy Hotels Limited

Sub: Disclosure under Regulation 30 of SEBI (Listing Obligations and Disclosure Requirements) Regulations, 2015 - Copy of Presentation made for Analysts/Investors on Financial Results.

In compliance with the provisions of Regulation 30 read with Schedule III Part A of SEBI (Listing Obligations and Disclosure Requirements) Regulations, 2015, we enclose herewith a copy of presentation made for Analysts/Investors on Financial Results of the Company for the quarter ended June 30, 2025.

Kindly take the same on record.

Thanking you.

Yours faithfully,

For Viceroy Hotels Limited

C. Siva Kumar Reddy

Company Secretary and Compliance Officer

Mem No.: ACS 72022

VICEROY HOTELS LIMITED

CIN: L55101TG1965PLC001048

Regd.Off: 8-2-120/112/88 & 89, Aparna Crest, 3rd Floor, Road No. 2


Banjara Hills, Hyderabad – 500 034, Telangana; Ph: 040 40204383

Website: www.viceroyhotels.in Email: secretarial@viceroyhotels.in



Viceroy Hotels Limited

Investor Presentation
Q1 FY26



This presentation and the accompanying slides (the “Presentation”), which have been prepared by **Viceroy Hotels Limited** (the “Company”), have been prepared solely for information purposes and do not constitute any offer, recommendation or invitation to purchase or subscribe for any securities, and shall not form the basis or be relied on in connection with any contract or binding commitment whatsoever. No offering of securities of the Company will be made except by means of a statutory offering document containing detailed information about the Company.

This Presentation has been prepared by the Company based on information and data which the Company considers reliable, but the Company makes no representation or warranty, express or implied, whatsoever, and no reliance shall be placed on, the truth, accuracy, completeness, fairness and reasonableness of the contents of this Presentation. This Presentation may not be all inclusive and may not contain all of the information that you may consider material. Any liability in respect of the contents of, or any omission from, this Presentation is expressly excluded.

Certain matters discussed in this Presentation may contain statements regarding the Company’s market opportunity and business prospects that are individually and collectively forward-looking statements. Such forward-looking statements are not guarantees of future performance and are subject to known and unknown risks, uncertainties and assumptions that are difficult to predict. These risks and uncertainties include, but are not limited to, the performance of the Indian economy and of the economies of various international markets, the performance of the industry in India and world-wide, competition, the company’s ability to successfully implement its strategy, the Company's future levels of growth and expansion, technological implementation, changes and advancements, changes in revenue, income or cashflows, the Company's market preferences and its exposure to market risks, as well as other risks. The Company's actual results, levels of activity, performance or achievements could differ materially and adversely from results expressed in or implied by this Presentation. The Company assumes no obligation to update any forward-looking information contained in this Presentation. Any forward-looking statements and projections made by third parties included in this Presentation are not adopted by the Company and the Company is not responsible for such third-party statements and projections.

All Maps used in the presentation are not to scale. All data, information, and maps are provided "as is" without warranty or any representation of accuracy, timeliness or completeness

Financial Highlights Q1 FY26

₹ in lakhs

	Q1 FY26*		Q1 FY25
REVENUE	2645.31	v/s	2749.94
EBITDA	482.20	v/s	557.99
EBITDA MARGIN	19.0%	v/s	20.6%
PBT	37.99	v/s	194.57
PAT	-302.32	v/s	171.75

*Courtyard by Marriott under partial renovation

₹ in lakhs

Rooms Revenue



Food & Beverages Revenue



₹ in Lakhs

ADR (₹)	Q1 FY26	Q1 FY25	YoY%
Marriott	7,032	6,185	13.7%
Courtyard	6,645	5,798	14.6%
Combined	6,952	6,062	14.7%

Occupancy %	Q1 FY26	Q1 FY25	YoY%
Marriott	60.0%	59.3%	1.1%
Courtyard	41.5%	72.7%	-43.0%
Combined	54.9%	63.0%	-12.9%

RevPar (₹)	Q1 FY26	Q1 FY25	YoY%
Marriot	4,217	3,669	14.9%
Courtyard	2,755	4,215	-34.6%
Combined	3,814	3,819	-0.1%

₹ in Lakhs

Particulars	Q1 FY26	Q1 FY25	YoY%
Total Income	2645.31	2749.94	-3.8%
Total Expenditure	2607.31	2621.37	-0.5%
EBITDA	482.20	557.99	-13.6%
Margin to Total Income %	19.01%	20.59%	(158 bps)
Depreciation & amortisation	343.65	288.54	19.1%
Finance Costs	100.56	140.88	-28.6%
Profit before income tax and exceptional items	37.99	128.57	-70.4%
Exceptional Items	0.00	-66.00	-100.0%
Profit before income tax	37.99	194.57	-80.5%
Less: Tax Expense	340.31	22.82	1391.3%
Profit after tax for the year	-302.32	171.75	-276.0%
Basic EPS (₹)	-0.04	0.27	

Management has outlined a plan to invest ₹100+ Cr over the next 2-3 years to renovate and upgrade existing properties

Phase I

- Courtyard 6th and 7th Floor – 56 Guest Rooms to be completed
- Courtyard 8th Floor – Spa (7 Rooms) and full-fledged gym to be built
- Courtyard 9th Floor – Rooftop Bar with 70 covers overlooking a Swimming Pool with a view of Hussain Sagar lake
- Back of the House for both hotels to be reorganized to achieve maximum operational efficiency



Phase II

- 168 Guest Rooms of Marriott to be upgraded to a contemporary design and modern bathrooms
- The Convention Centre in Marriott to be upgraded to total space of 20,000 sqft divisible into 3 separate banquet halls



Phase III

- 4 F&B outlets and Executive Lounge in Marriott to be upgraded with added capacity
- Altitude to be converted to a high-end Pan Asian Restobar
- Marriott Lobby to be upgraded with a massive entrance into the hotel through the elephant garden
- 127 Guest Rooms of Marriott to be upgraded to a contemporary design and modern bathrooms



BAR



SPA



ROOMS



MADHAPUR PROJECT (IN PIPELINE)

COURTYARD[®]
BY MARRIOTT

**Proposed hotel to be operated
under the brand Courtyard by
Marriott**

200 Rooms

7000 Sq yards area

“
*Our vision at Viceroy Hotels is to transform
Asia's hospitality landscape, aiming to be a top brand*
”



02

Hotels



4.5

Acres Plot Area



407

Rooms



10,000 sqft

Convention Centre



06

F & B Outlets



Spa



Sky Gym



Outdoor Pool



295 Rooms

5 F&B Outlets

**303 Restaurants Seating
Capacity**

10,000 sqft Convention Centre



112 Rooms

1 F&B Outlet

**110 Restaurants Seating
Capacity**

The industry remains underpenetrated, given relatively lower air traffic and inadequate infrastructure compared to global standards



Travel and tourism are two of the largest industries in India, with a total contribution of about \$ 199.6 Bn to India's GDP of \$ 3.9 Tn



The 2024 Interim Budget allocated ₹ 2,449.62 Cr (\$ 294.8 Mn) to the tourism sector, a 44.7% increase from the previous fiscal year

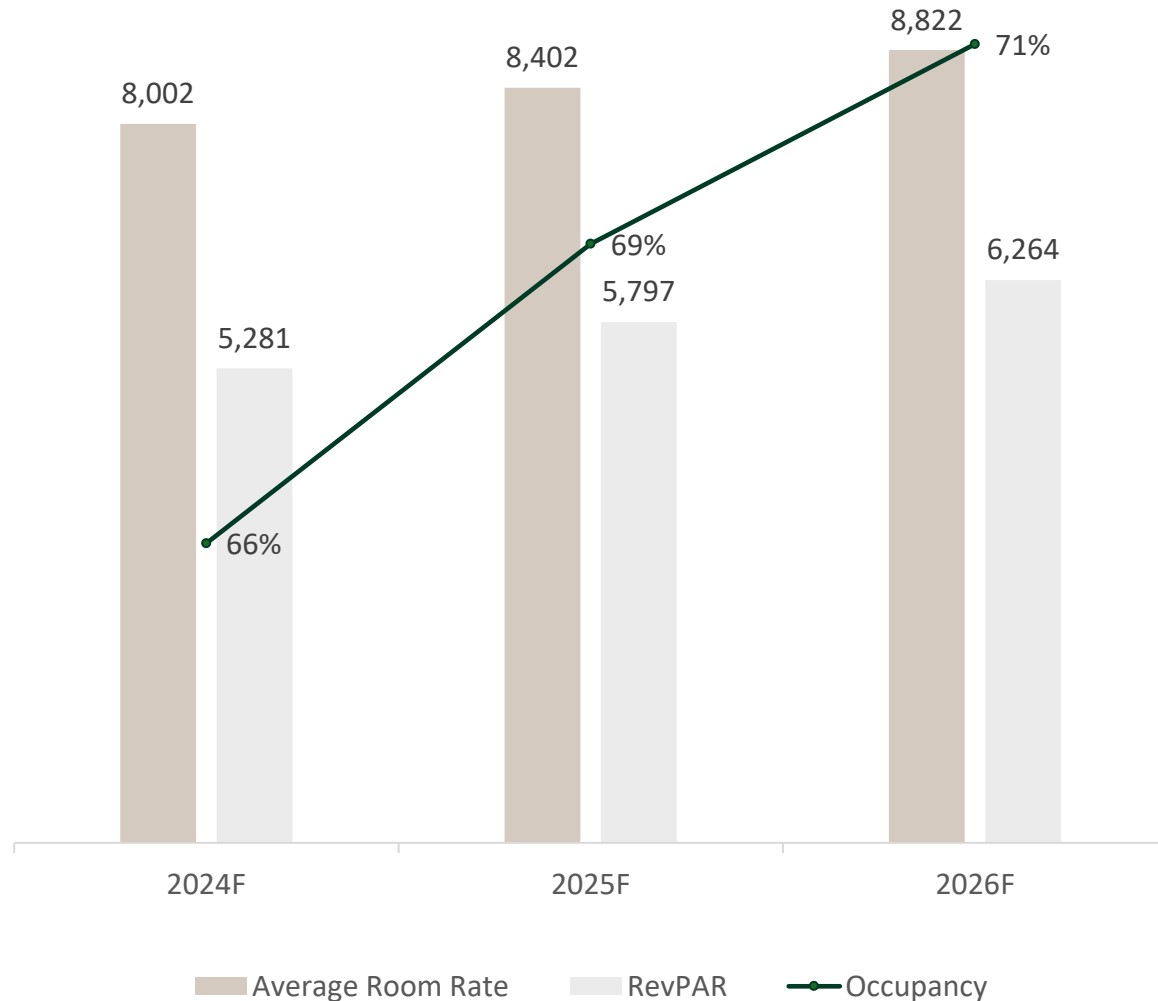


The total hospitality industry in India currently comprises 212,000 rooms, translating to an industry size of ~₹ 82,000 Cr



Leveraging top-tier healthcare facilities and traditional healing methods, **medical tourism and wellness retreats attract 21% of India's global travelers**

Key Metrics



- The travel market in India is projected to reach \$ 125 Bn by FY27 from \$ 75 Bn in FY20
- According to World Travel & Tourism Council (WTTTC), over the next decade, India's Travel & Tourism's GDP is expected to grow at an average of 7.1% annually
- Occupancy is expected to improve by 500 basis points, with Average Room Rate (ARR) growing at a 7-8% CAGR, supported by increased Foreign Tourist Arrivals (FTAs) and rising middle-class spending power
- By 2030, the collective income of middle class is expected to increase from \$ 91 Bn to \$ 516.25 Bn, which is further expected to translate in projected Increase in Travel and Tourism Expenditure
- International tourist arrivals are expected to reach 30.5 million by 2028

.....Driven by Three Key Factors



Total Air Traffic


400.8 Mn

8%

Over 2023

15%

Over 2019



Domestic Air Traffic

325.3 Mn

7%

Over 2023

16%

Over 2019

Domestic travelers

(expected to contribute 50% of the incremental growth)



International Air Traffic

75.5 Mn

13%

Over 2023

8%

Over 2019



Foreign Tourist Arrivals

9.65 Mn

1%

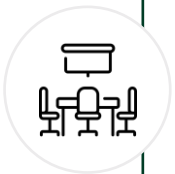
Over 2023

-12%

Over 2019

Foreign tourist arrivals

(anticipated to account for 30%)



Indian MICE Market

\$ 3.3 Bn

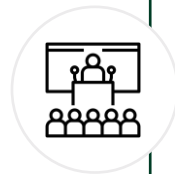
~2.5%

of Global Share

2023

~1%

2019



Indian MICE Market

\$ 3.3 Bn

60%

MICE

22%

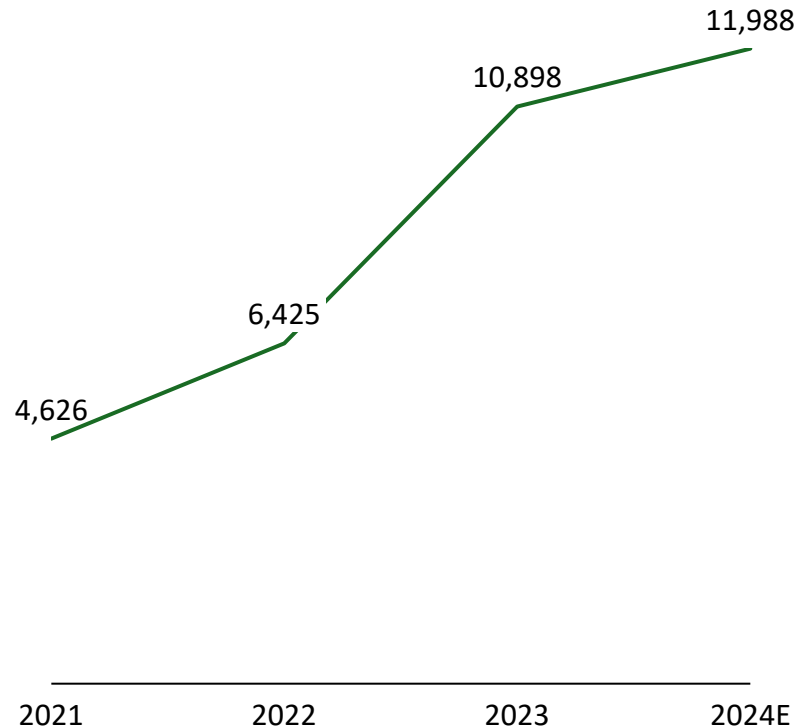
International
MICE Activities

MICE

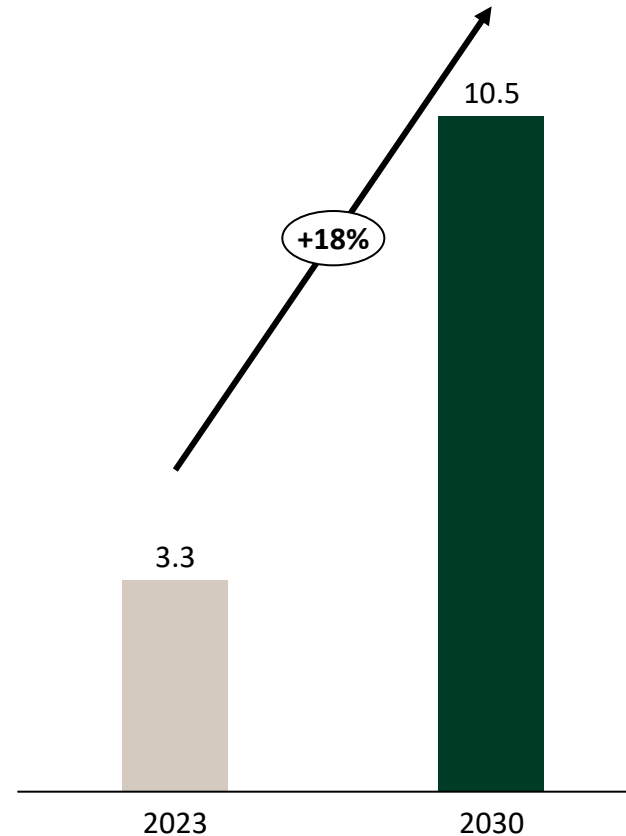
(Meetings, Incentives, Conferences, and Exhibitions)

The segment is likely to contribute the remaining 20%

Corporate expenses on conveyance and travelling
(₹ Cr)



Indian MICE market size in \$ Bn



**Catalyst for
hospitality growth
with improved ARR
& F&B revenue**



Expanding Corporate Sector

The rapid growth of India's corporate sector has led to a rise in business-related events, boosting the demand for MICE services



Infrastructure Development

The government's emphasis on infrastructure improvement has resulted in the creation of world-class convention centers, exhibition halls, and hotels, enhancing India's appeal as a MICE destination



Government Support

The Indian government has introduced various policies and initiatives to encourage MICE tourism, including streamlined visa processes

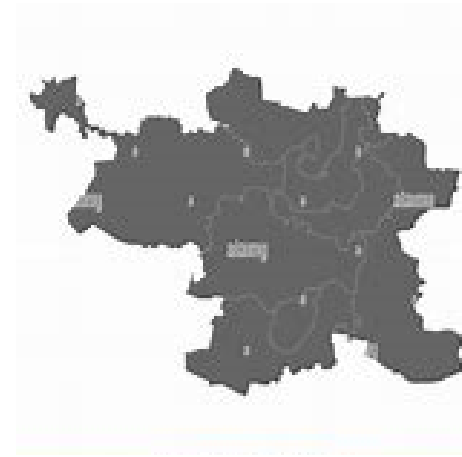


Cultural Diversity and Heritage

India's rich cultural heritage and varied landscapes offer a unique experience for MICE participants, making it a compelling choice for international events

Flourishing City :- Hyderabad

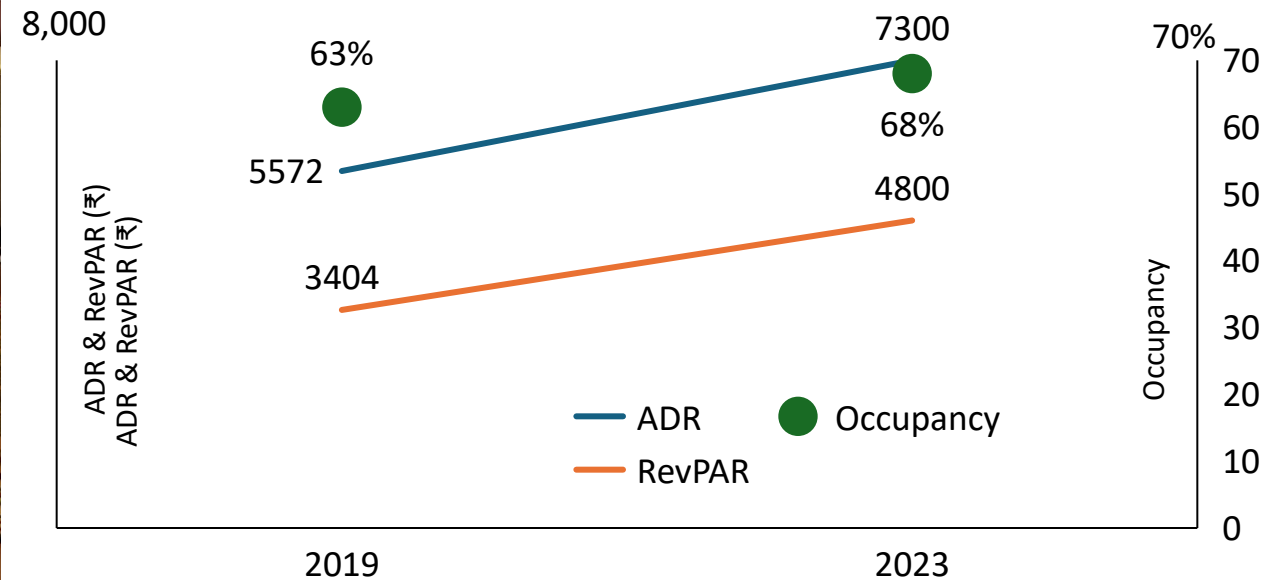
- The footfall into Hyderabad stood at 17.46 lakhs in the year 2022, jumped to 20.32 lakhs in the year 2023 with the hotels in the city's IT corridor recording about 80 percent occupancy
- In 2023 with a growth of 19-21%, Hyderabad stood at 8th Rank in RevPAR growth among various Indian cities. The city further emerged as the RevPAR growth leader in Q2 2024, registering a growth of 11.9% YoY
- In recent years, the occupancy rate for the city has steadily risen from approximately 50% to over 70%
- Several major global tech companies, including Apple, Google, Microsoft, and Amazon, have set up large offices in the city, with Apple hosting its largest office in India there
- To cater to the increased corporate presence, the demand for business infrastructure, including hotels, has grown



HYDERABAD

Leader in RevPAR growth in Q2 FY24

11.9% ↑ YoY





01

Viceroy Hotels Limited has been in the business of Hospitality since 1993, opening its flagship Viceroy Hotel in the heart of the city and was one of the first few 5 Star Hotels in Hyderabad. Further in 2006 the company got into a management agreement with Marriott Hotels to rebrand the hotel making it the 1st Marriott Hotel in Hyderabad and 3rd Marriott Hotel in India

02

The corporate insolvency resolution process ("CIRP") was initiated in respect of the Company under the provisions of the Insolvency and Bankruptcy Code, 2016 ("IBC") by an order of the Hon'ble National Company Law Tribunal, Hyderabad Bench ("NCLT") with effect from March 12, 2018

03

The Hon'ble National Company Law Appellate Tribunal, Chennai Bench ("NCLAT") vide its order dated October 6, 2023, approved the resolution plan submitted by Anirudh Agro Farms Limited ("the successful resolution applicant")

04

AAFL, through its SPV, Loko Hospitality Private Limited infused the share capital (first tranche as per Resolution Plan) of ₹ 60,00,00,000 (Rupees Sixty Crores only) towards subscription of Equity shares and accordingly MC confirmed that October 10, 2023, as the Trigger Date

05

All payments proposed to be made under the Resolution Plan have been duly made by Loko Hospitality Private Limited – a subsidiary of AAFL Group



The Equity Shares held by the Existing **Public Shareholders** were **restructured, reduced, reorganized, consolidated and extinguished** (as required) as a part of this Resolution Plan



The public shareholders' equity holding was adjusted to 6,31,579 shares in the post-CIRP issued and paid-up equity share capital of the company



As a result, the pre-CIRP shareholding of public shareholders, which was 3,67,17,443 shares (constituting 86.59% of the paid-up capital), was extinguished, cancelled, and reduced to 6,31,579 shares in the post-CIRP paid-up capital

For Example:

Name of the shareholder	Shares held as on 20.10.2023	Calculation for Share Entitlement	Share Entitlement post restructuring as per Calculation	Actual Share Entitlement post restructuring*
A	500	$(500 \times 6,31,579) / 3,67,17,443$	8.6005	8+1=9

*Fractional shares were transferred to a suspense account and the shareholders shall receive the amount they are entitled to against the respective fractional shareholding when the said shares are sold. .

Mr. Ravinder Reddy

KONDA REDDY RAVINDER REDDY | Managing Director & CEO

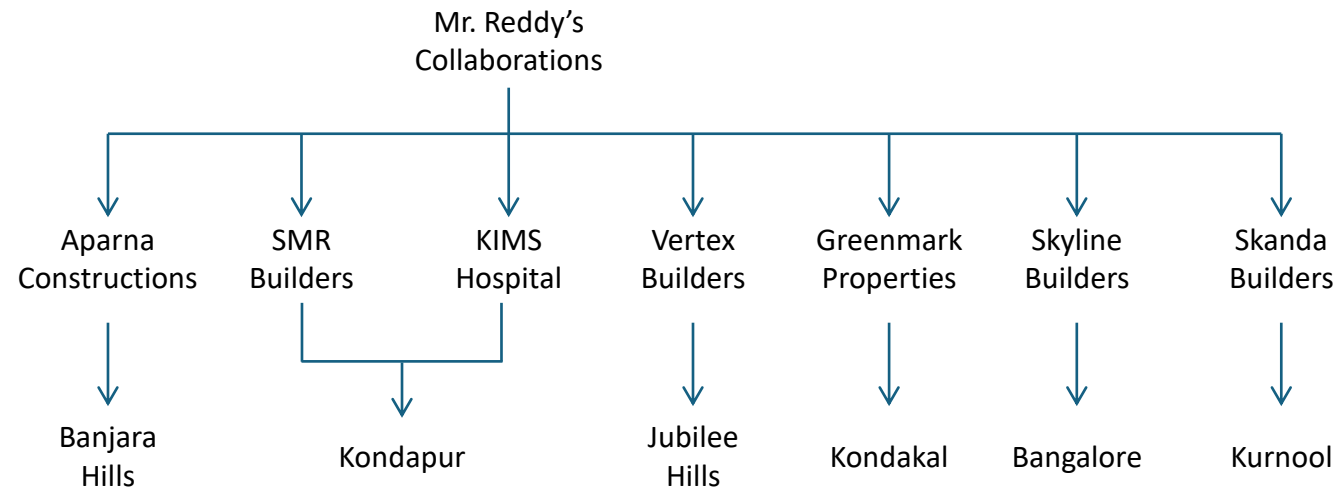


Mr. Ravinder Reddy Kondareddy, an accomplished BE (Electronics) graduate from RV College of Engineering, Bangalore, Karnataka, holds the esteemed positions of Managing Director and CEO. As a successful entrepreneur, Mr. Reddy has made significant strides primarily in the real estate sector within Andhra Pradesh, Telangana, and Karnataka. He is also recognized for his active philanthropy and insightful investments

Under his leadership, the Anirudh Group of Companies has flourished, successfully establishing over 500 acres of real estate assets across Andhra Pradesh, Telangana, and Karnataka. His business acumen extends to owning prime residential and commercial properties in the strategic urban hubs of Hyderabad and Bangalore. Mr. Reddy's vision and entrepreneurial spirit have been instrumental in driving substantial growth and establishing a robust presence in the real estate domain

TRACK RECORD

- Exemplary entrepreneur with a proven track record of visionary leadership
- Owns a diverse business portfolio spanning 10 companies across real estate, hospitality, finance, and electronics manufacturing
- Renowned expertise in land banking, facilitating high-value partnerships with leading developers



Mr. S.P. Reddy



SOLIPURAM PRABHAKAR REDDY | Non-Executive & Non-Independent Director

Mr. S.P. Reddy is recognized as a versatile entrepreneur and investor with a diverse portfolio spanning the United States and India. His business interests include Information Technology, Life Sciences, Hospitality, Education, Healthcare, Social, and Real Estate Development. Beyond his entrepreneurial endeavours, Mr. Reddy is deeply committed to philanthropy. He spearheads several initiatives such as Sparsh, the Cure Foundation, and the AIG Rural Outreach Program, reflecting his dedication to social causes

With over 25 years of experience in North America, Mr. Reddy returned to India in May 2007 and founded Terminus Group, a real estate company. Under his leadership, since 2010, Terminus Group has become a prominent name in Hyderabad's real estate landscape. The company is renowned for delivering marquee and award-winning projects, consistently setting new standards in the city's development

TRACK RECORD

- **50+ years of cumulative experience** in real estate development and operations in hospitality
- Mr. S.P. Reddy acted as an active investor and developer for more than two decades in the hospitality industry in North America and had built and operated more than 6 international brands
- He owned the franchise of Marriott International, Hilton Hotels & Resorts, InterContinental Hotels & Resorts, Choice Hotels, Cendant Hotels, and Best Western Hotels

TERMINUS
THE FINEST

HOSPITALITY



ANIRUDH REDDY KONDA REDDY | Non-Executive & Non-Independent Director

Anirudh Reddy Konda Reddy, hailing from a family with a 15-year legacy in the real estate business across Hyderabad, Kurnool, and Bangalore, has recently stepped up to lead his family's ventures. In 2012, he pursued his passion for law at Jindal Global Law School. This blend of legal expertise and business heritage positions him uniquely to navigate and expand the family business with innovation and informed leadership.

Mr. Konda Reddy pursued a dual degree at Jindal Global Law School and Maurer Law School, earning his Doctor of Jurisprudence (JD) in two years of study in Indiana, United States. He qualified as an attorney in New York by passing the Bar and cleared the Solicitor exam in the UK. Upon returning to India in 2018, Mr. Konda Reddy joined Senior Counsel Niranjan Reddy's chambers at the Supreme Court and the High Court of Telangana. He now practices independently as a Partner at Bright AD Legal LLP.



VENKATA KRISHNA REDDY PULI | Chief Financial Officer

Mr. Venkata Krishna Reddy Puli is a seasoned Chartered Accountant with over 15 years of post-qualification experience. His extensive career encompasses leadership roles in statutory and internal audits, financial strategy, and governance, particularly for the Manufacturing, Trading, and IT/ITES sectors.

Mr. Reddy commenced his career in the Audit and Assurance division of a Big 4 firm, where he honed his expertise in Statutory, Internal audits and regulatory compliances. Subsequently, he spent 12 years in senior leadership positions at a prominent Legal Process Outsourcing (LPO) company, overseeing financial operations, risk management, and strategic planning.



PRADYUMNA KODALI | Chief Operating Officer

Mr. Pradyumna Kodali is an accomplished finance and hospitality professional with a Bachelor's degree in Engineering from BITS Pilani. His career has taken him across international borders, notably with OYO, where he significantly contributed to the global hospitality landscape. In the financial sector, Mr. Pradyumna had a successful stint at Credit Suisse, navigating complex financial landscapes with a flair for strategic financial management and analysis. This combination of international hospitality exposure and financial expertise defines his approach to challenges. Beyond boardrooms and balance sheets, his passions extend to sports, cuisine, and global exploration. Each competitive game, culinary discovery, or cultural journey fuels his boundless curiosity. He champions the synergy of collaboration, viewing every interaction and project as a chance to ignite collective creativity and propel success.



AMARENDAR REDDY BANDARU | Addl. CEO and Director of Procurement & Human Resources

Mr. Amarendar Reddy Bandaru holds a Bachelor of Commerce degree from Avanthi College, Hyderabad. As Managing Director of BBR Infra, a civil engineering and contracting firm, he brings over 20 years of experience in executing civil and mechanical projects for major irrigation initiatives, railways, and electricity boards across Telangana, Andhra Pradesh, and other states in India. His expertise includes comprehensive account management and a strong interest in agricultural projects, reflecting his versatile and committed approach to professional growth.



ARVIND REDDY BANDARU | Addl. CEO & Director of Engineering

Mr. Amarendar Reddy Bandaru, a Bachelor of Commerce graduate from Avanthi College, Hyderabad, serves as the Managing Director of BBR Infra, a company specializing in civil engineering and contracting. With 20 years of experience, he has expertise in executing civil and mechanical works for significant irrigation projects, railways, and electricity boards across Telangana, Andhra Pradesh, and other Indian states. His skills encompass strong account management capabilities and a deep interest in agricultural projects, reflecting his versatile and dedicated approach to his profession.



GREEN FIELD PROJECT

Seeking opportunities to invest in new and innovative projects



BROWN FIELD PROJECT

Strategic sites are identified for their potential to appeal to and support our guests



NCLT - DISTRESSED ASSETS

Changing challenges into rewarding opportunities





FINANCIAL VIABILITY

We ensure that each investment is a financially sound decision



LOCATION FEASIBILITY

Strategic locations are chosen for their potential to attract and serve our guests



UNIQUE VALUE PROPOSITIONS

Strategic locations are chosen for their potential to attract and serve our guests





Annexures

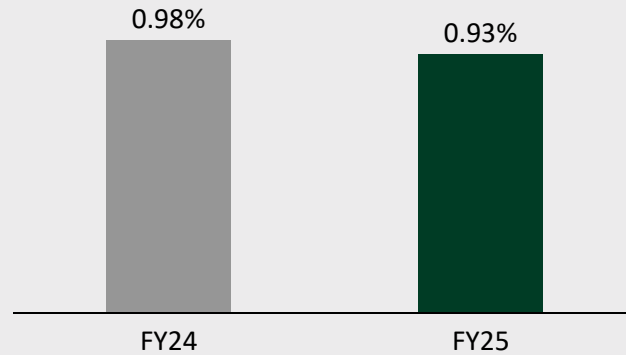


Financial Highlights FY 2024-25

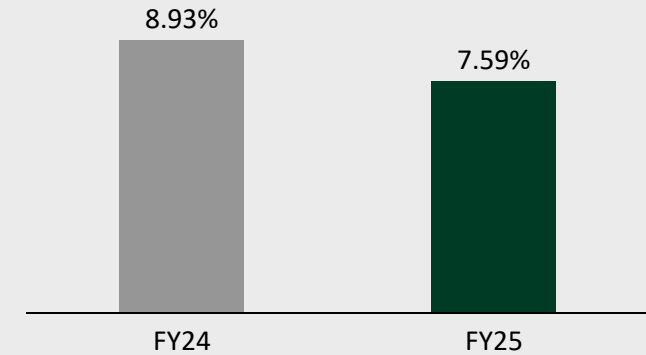
₹ in Lakhs

	FY 24-25	YoY Growth %	FY 23-24
REVENUE	13,602.13	14%	11,945.27
EBITDA	3,755.53	63%	2,332.50
EBITDA MARGIN	27.61%	808 bps	19.53%
PBT	2,049.92	159%	807.49
PAT	7,640.58	986%	703.30

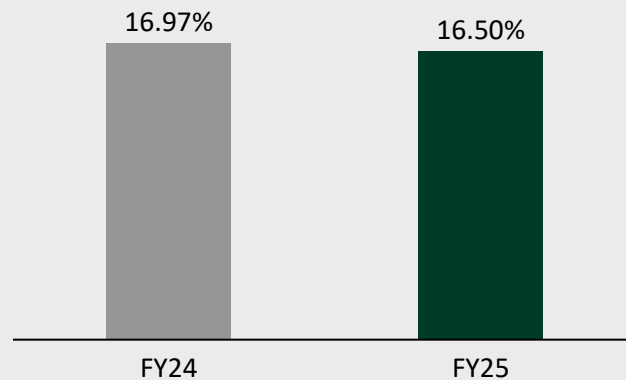
Staff to Room ratio



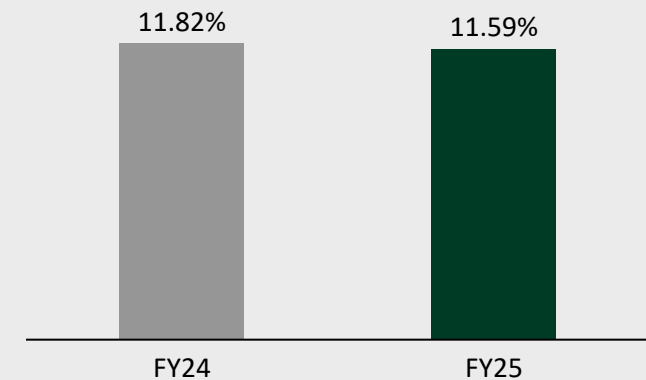
Utilities to revenue



Payroll costs as % to revenue



Raw Material Costs as % of F&B Revenue



₹ in Lakhs

ADR (₹)	FY 2024-25	FY 2023-24	YoY%
Marriott	6,864	6,752	1.66%
Courtyard	6,758	6,616	2.15%
Combined	6,834	6,707	1.89%

Occupancy %	FY 2024-25	FY 2023-24	YoY%
Marriott	69.40%	62.10%	11.76%
Courtyard	72.60%	79.20%	-8.33%
Combined	70.30%	66.80%	5.24%

RevPar (₹)	FY 2024-25	FY 2023-24	YoY%
Marriott	4765.17	4196	13.56%
Courtyard	4908.53	5238	-6.29%
Combined	4804.62	4483	7.17%

The decline in current year occupancy and RevPAR is attributable to ongoing renovation for FY 2024-25

₹ in Lakhs

Particulars	FY 2024-25	FY 2023-24	YoY%
Total Income	13,602.13	11,945.27	13.87%
Total Expenditure	11,552.21	11,137.77	3.34%
EBITDA	3,755.53	2,332.50	61.01%
Margin to Total Income %	27.96%	19.53%	43.21%
Depreciation & amortisation	1,210.14	1,382.62	-12.47%
Finance Costs	495.46	142.39	247.96%
Profit before income tax and exceptional items	2,049.92	807.5	153.86%
Exceptional Items	-66	318	-120.75%
Profit before income tax	2,115.92	489.5	332.26%
Less: Tax Expense	-5,524.66	-213.81	2483.91%
Profit after tax for the year	7,640.58	703.30	986.37%
Basic EPS (₹)	11.96	1.41	

₹ in Lakhs

PARTICULARS (₹ Lakhs)	MARCH 31, 2025	MARCH 31, 2024
Non Current Assets		
Fixed Assets	17,837.15	18,284.61
Capital work in progress	1,531.99	153.74
Other Non Current Assets	6,033.87	417.47
Current Assets	5,753.46	5,091.28
Total Assets	31,156.47	23,947.09
Equity		
Equity Share Capital	6,757.89	6,315.79
Other Equity	17,675.07	5,599.80
Long Term Liabilities		
Borrowings	4,662.84	6,438.61
Other Long Term Liabilities	92.57	2,798.82
Current Liabilities	1,968.09	2,794.07
Total Equity & Liabilities	31,156.47	23,947.09



Viceroy Hotels Limited
CIN: L55101TG1965PLC001048



MUFG Intime India Private Limited
A part of MUFG Corporate Markets, a division of
MUFG Pension & Market Services

Ms. Pooja Swami
pooja.swami@in.mpms.mufg.com

Mr. Prathmesh Parab
prathmesh.parab@in.mpms.mufg.com

Meeting Request

[Link](#)



Thank You