

SHARP & TANNAN

Chartered Accountants


Firm's Registration No. 109982W

Auditor's Report on Quarterly Standalone Financial Results and Year-To-Date Results of Crompton Greaves Consumer Electricals Limited pursuant to the Regulation 33 of the SEBI (Listing Obligations and Disclosure Requirements) Regulations, 2015, as amended.

To the Board of Directors of Crompton Greaves Consumer Electricals Limited

1. We have audited the accompanying Statement of Standalone Financial Results of **Crompton Greaves Consumer Electricals Limited** (the 'Company') for the quarter ended 31st March, 2019 and the year-to-date results for the year from 1st April, 2018 to 31st March, 2019 (the 'Statement') attached herewith, being submitted by the Company pursuant to the requirement of Regulation 33 of the SEBI (Listing Obligations and Disclosure Requirements) Regulations, 2015 as amended by the Circular No. CIR/CFD/FAC/62/2016 dated 5th July, 2016. Attention is drawn to the fact that the figures for the quarter ended 31st March, 2019 reported in these standalone financial results are the balancing figures between audited figures in respect of full financial year and the published year-to-date figures up to the end of the third quarter of the current year, which were subject to limited review by us.
2. The standalone financial results for the quarter and year ended 31st March, 2019 have been prepared on the basis of the reviewed quarterly nine month financial results upto 31st December, 2018, the audited annual standalone financial statements as at and for the year ended 31st March, 2019 and the relevant requirements of the Regulation and the Circular, which are the responsibility of the Company's management and have been approved by the Board of Directors of the Company on 21st May, 2019. Our responsibility is to express an opinion on these standalone financial results based on our review of financial results for the nine month period ended 31st December, 2018, which was prepared in accordance with the recognition and measurement principal laid down under Indian Accounting Standard (Ind AS) specified under Section 133 of the Companies Act, 2013 read with relevant rules issued thereunder, as applicable and other accounting principles generally accepted in India; our audit of the annual standalone financial statements as at and for the year ended 31st March, 2019; and the relevant requirements of the Regulation and the Circular.
3. We conducted our audit in accordance with the Standard on Auditing issued by the Institute of Chartered Accountants of India. Those Standards require that we plan and perform the audit to obtain reasonable assurance about whether the standalone financial results are free of material misstatement. An audit includes examining, on a test basis, evidence supporting the amounts disclosed as standalone financial results. An audit also includes assessing the accounting principles used and significant estimates made by management. We believe that our audit provides a reasonable basis for our opinion.
4. In our opinion and to the best of our information and according to the explanations given to us, the Statement:

(i) is presented in accordance with the requirements of Regulation 33 of the SEBI (Listing Obligations and Disclosure Requirements) Regulations, 2015 as amended by the Circular dated 5th July, 2016 in this regard; and



Ravindra Annexe, 194, Churchgate Reclamation, Dinshaw Vachha Road, Mumbai - 400 020, India.


Tel. (22) 2204 7722/23, 2286 9900 Fax (22) 2286 9949 E-mail : admin.mumbai@stllp.in

Shreedhar T. Kunte Ramnath D. Kare Edwin P. Augustine Raghunath P. Acharya

Firdosh D. Buchia Tirtharaj A. Khot Pavan K. Aggarwal

Also at Pune. Associate Offices : New Delhi, Chennai, Bangalore, Baroda, Goa & Ahmedabad

- (ii) give a true and fair view of the standalone net profit, (including other comprehensive income) and other financial information of the Company for the quarter and year ended 31st March, 2019.



Mumbai, 21st May, 2019

SHARP & TANNAN
Chartered Accountants
Firm's Registration No.109982W
by the hand of

Edwin P. Augustine
Partner

Membership No. 043385

Crompton

Crompton Greaves Consumer Electricals Limited

Registered & Corporate Office: Tower 3, 1st Floor,

East Wing, Equinox Business Park, LBS Marg,

Kurla (West), Mumbai 400 070, India


Tel: +91 22 6167 8499 F: +91 22 6167 8383

W: www.crompton.co.in. CIN : L31900MH2015PLC262254


STATEMENT OF STANDALONE FINANCIAL RESULTS FOR THE QUARTER AND YEAR ENDED 31ST MARCH, 2019

(₹ crore)

Sr. No.	Particulars	Quarter Ended			Year Ended	
		31.03.2019	31.12.2018	31.03.2018	31.03.2019	31.03.2018
		Audited (refer note 6)	Unaudited	Audited (refer note 6)	Audited	Audited
1	Income					
	(a) Revenue from operations	1,206.88	1,030.31	1,126.31	4,478.91	4,105.12
	(b) Other income	17.21	12.38	10.91	48.26	30.75
	Total income	1,224.09	1,042.69	1,137.22	4,527.17	4,135.87
2	Expenses					
	(a) Cost of materials consumed	280.93	301.62	256.19	1,056.49	875.79
	(b) Purchases of stock-in-trade	556.42	456.70	520.22	2,058.62	1,938.55
	(c) Changes in inventories of finished goods, stock-in-trade and work-in-progress	(4.11)	(55.09)	(6.06)	(23.29)	(14.79)
	(A) Total material costs (a+b+c)	833.24	703.23	770.35	3,091.82	2,799.55
	(d) Excise duty	-	-	-	-	25.46
	(e) Employee benefits expense	76.50	76.02	69.97	291.88	282.65
	(f) Finance costs	14.32	15.03	16.07	59.60	63.74
	(g) Depreciation and amortisation expense	3.30	3.26	3.08	12.89	12.61
	(h) Other expenses	128.60	124.99	121.52	509.42	466.42
	(B) Total other costs (d to h)	222.72	219.30	210.64	873.79	850.88
	Total expenses (A+B)	1,055.96	922.53	980.99	3,965.61	3,650.43
3	Profit before tax (1-2)	168.13	120.16	156.23	561.56	485.44
4	Tax expense					
	a) Current tax (refer note 3)	29.53	43.19	59.46	171.12	181.80
	b) Deferred tax	(3.07)	(2.70)	(6.45)	(12.08)	(20.15)
5	Profit for the period/year (3-4)	141.67	79.67	103.22	402.52	323.79
6	Other comprehensive income/ (loss)					
	(i) Items that will not be reclassified to profit or loss - Remeasurements gain / (loss) on defined benefit plans	0.62	0.06	7.18	0.80	5.13
	(ii) Income tax relating to items that will not be reclassified to profit or loss	(0.22)	(0.02)	(2.45)	(0.28)	(1.78)
	Other comprehensive income/ (loss)	0.40	0.04	4.73	0.52	3.35
7	Total comprehensive income (5+6)	142.07	79.71	107.95	403.04	327.14
8	Paid-up Equity share capital of ₹ 2 each	125.40	125.38	125.36	125.40	125.36
9	Reserves excluding Revaluation Reserve as per balance sheet				973.08	664.14
10	Net Worth				1,098.48	789.50
11	Paid-up Debt Capital / Outstanding Debt				649.26	648.55
12	Debt Equity Ratio				0.59	0.82
13	Earnings Per Share (of ₹ 2 each) (Not annualised)*					
	(a) Basic	2.26*	1.27*	1.65*	6.42	5.17
	(b) Diluted	2.25*	1.26*	1.64*	6.38	5.15
14	Debt Service Coverage Ratio				7.97	6.28
15	Interest Service Coverage Ratio				10.64	8.81



Handwritten signature/initials.



Crompton

Crompton Greaves Consumer Electricals Limited

Registered & Corporate Office: Tower 3, 1st Floor,

East Wing, Equinox Business Park, LBS Marg,

Kurla (West), Mumbai 400 070. India


Tel: +91 22 6167 8499 F: +91 22 6167 8383

W: www.crompton.co.in. CIN : L31900MH2015PLC262254

STANDALONE SEGMENT-WISE REVENUE, RESULTS, ASSETS AND LIABILITIES FOR THE QUARTER AND YEAR ENDED 31ST MARCH, 2019

(₹ crore)

Sr. No.	Particulars	Quarter Ended			Year Ended	
		31.03.2019	31.12.2018	31.03.2018	31.03.2019	31.03.2018
		Audited (refer note 6)	Unaudited	Audited (refer note 6)	Audited	Audited
1	Segment Revenue					
	a) Electric Consumer Durables	864.36	711.55	788.44	3,213.57	2,828.12
	b) Lighting Products	342.52	318.76	337.87	1,265.34	1,277.00
	Total	1,206.88	1,030.31	1,126.31	4,478.91	4,105.12
	Less: Inter-Segment Revenue	-	-	-	-	-
	Total Income from operations	1,206.88	1,030.31	1,126.31	4,478.91	4,105.12
2	Segment Results : (Profit before tax and finance costs from each segment)					
	a) Electric Consumer Durables	168.46	132.73	171.11	616.15	534.67
	b) Lighting Products	39.26	28.24	37.39	106.87	147.28
	Total	207.72	160.97	208.50	723.02	681.95
	Less: (i) Finance costs	14.32	15.03	16.07	59.60	63.74
	(ii) Other un-allocable expenditure net of un-allocated income	25.27	25.78	36.20	101.86	132.77
	Profit from ordinary activities before tax	168.13	120.16	156.23	561.56	485.44
3	Segment Assets					
	a) Electric Consumer Durables	606.19	586.36	610.68	606.19	610.68
	b) Lighting Products	497.33	473.16	424.71	497.33	424.71
	c) Unallocable	1,566.28	1,373.95	1,389.60	1,566.28	1,389.60
	Total Segment Assets	2,669.80	2,433.47	2,424.99	2,669.80	2,424.99
4	Segment Liabilities					
	a) Electric Consumer Durables	384.81	366.91	485.83	384.81	485.83
	b) Lighting Products	453.35	410.90	401.72	453.35	401.72
	c) Unallocable	733.17	709.86	747.94	733.17	747.94
	Total Segment Liabilities	1,571.33	1,487.67	1,635.49	1,571.33	1,635.49



Crompton Greaves Consumer Electricals Limited

Registered & Corporate Office: Tower 3, 1st Floor,

East Wing, Equinox Business Park, LBS Marg,

Kurla (West), Mumbai 400 070, India


Tel: +91 22 6167 8499 F: +91 22 6167 8383

W: www.crompton.co.in. CIN : L31900MH2015PLC262254

STANDALONE STATEMENT OF ASSETS AND LIABILITIES

(₹ crore)

Particulars	As at	As at
	31.03.2019	31.03.2018
	Audited	Audited
A ASSETS		
1 Non-current Assets:		
(a) Property, plant and equipment	78.55	76.00
(b) Capital work-in-progress	0.98	0.61
(c) Goodwill	779.41	779.41
(d) Other intangible assets	5.19	6.17
(e) Financial assets		
(i) Investments	14.20	-
(ii) Others	9.95	12.93
(f) Deferred tax assets (net)	59.65	47.85
(g) Other non-current assets	15.45	14.68
Sub-total - Non-current Assets	963.38	937.65
2 Current Assets		
(a) Inventories	352.38	303.24
(b) Financial assets		
(i) Investments	529.98	367.58
(ii) Trade receivables	565.98	553.64
(iii) Cash and cash equivalents	116.34	172.49
(iv) Bank balances other than (iii) above	26.07	4.89
(v) Others	12.86	13.73
(c) Current tax asset (net)	18.09	-
(d) Other current assets	84.72	71.77
Sub-total - Current Assets	1,706.42	1,415.57
Total - Assets	2,669.80	2,353.22
B EQUITY AND LIABILITIES		
1 Equity		
(a) Equity Share capital	125.40	125.36
(b) Other equity	973.08	664.14
Sub-total - Equity	1,098.48	789.50
2 Liabilities		
Non-current Liabilities:		
(a) Financial Liabilities		
(i) Borrowings	349.26	648.55
(b) Provisions	17.29	17.48
Sub-total - Non-current Liabilities	366.55	666.03
Current Liabilities		
(a) Financial liabilities		
(i) Trade payables		
(a) Due to micro and small enterprises	9.19	34.23
(b) Due to creditors other than micro and small enterprises	654.98	734.00
(ii) Other financial liabilities	365.69	63.95
(b) Other current liabilities	23.10	29.58
(c) Provisions	151.81	97.56
(d) Current tax liabilities (net)	-	10.14
Sub-total - Current Liabilities	1,204.77	969.46
Total - Equity and Liabilities	2,669.80	2,424.99



Handwritten signature and a circular stamp of Crompton Greaves Consumer Electricals Limited, Mumbai. The stamp includes the text 'CROMPTON GREAVES CONSUMER ELECTRICALS LIMITED' and 'MUMBAI'.

Crompton

Crompton Greaves Consumer Electricals Limited

Registered & Corporate Office: Tower 3, 1st Floor,

East Wing, Equinox Business Park, LBS Marg,

Kurla (West), Mumbai 400 070, India

Tel: +91 22 6167 8499 F: +91 22 6167 8383

W: www.crompton.co.in. CIN : L31900MH2015PLC262254

Notes on Standalone financial results:


- 1) The above financial results have been reviewed by the Audit Committee and approved by the Board of Directors on 21st May, 2019. Audit under Regulation 33 of the SEBI (Listing Obligations and Disclosure Requirements) Regulations, 2015 has been carried out by the statutory auditors. Auditor's report does not contain any observation which would have an impact on the above results.
- 2) The Company has incorporated two wholly-owned subsidiaries, Pinnacles Lighting Project Private Limited and Nexustar Lighting Project Private Limited on 31st December, 2018 and 2nd January, 2019 respectively, for implementation of Greenfield Street Lighting Project in the State of Odisha.
- 3) Based on an assessment order received during the year ended 31st March, 2019, the Company has written-back an amount of Rs 28.45 crore in respect of an earlier assessment year and the same is netted-off from current tax expense for the quarter and year ended 31st March, 2019.
- 4) Effective 1st July, 2017 sales are recorded net of GST whereas earlier sales were recorded gross of excise duty which formed part of expenses. Similarly, total material costs upto 30th June, 2017 include excise duty paid, whereas effective 01st July, 2017 is net of GST. Hence, revenue from operations and material costs for the year ended 31st March, 2019 are not comparable with previous year corresponding figures. The comparable figures for Revenue from operations (net of excise duty on manufactured and sourced products) and Total material costs (net of excise duty on sourced products) are as under:

(₹ crore)

Particulars	Year Ended	
	31.03.2019	31.03.2018
Revenue from operations	4478.91	4031.03
Total material cost	3091.82	2750.92

There is no impact of the above on the profit before tax and profit after tax.

- 5) During the quarter, 76,089 Equity Shares of face value ₹ 2 each were allotted upon exercise of the vested option under Employee Stock Option Scheme.
- 6) The figures of the last quarter are the balancing figures between the audited figures in respect of the full financial year and year-to-date figures upto the third quarter of the financial year.



Crompton

Crompton Greaves Consumer Electricals Limited

Registered & Corporate Office: Tower 3, 1st Floor,

East Wing, Equinox Business Park, LBS Marg,

Kurla (West), Mumbai 400 070. India

Tel: +91 22 6167 8499 F: +91 22 6167 8383

W: www.crompton.co.in. CIN : L31900MH2015PLC262254

7) Note on NCDs Disclosure

Disclosure as per Regulation 52(4) of the SEBI (Listing Obligation and Disclosure Requirements) Regulations, 2015:

Sr. No.	Particulars	Disclosures
1	Debt-Equity Ratio (in times)	0.59
2	Previous due date for the payment of interest for NCDs	25th June, 2018
3	Previous due date for the payment of principal of NCDs	N.A.
4	Next due date for the payment of interest for NCDs	24th June, 2019
5	Next due date for the payment of principal of NCDs	24th June, 2019
6	Debt Service Coverage Ratio (in times)	7.97
7	Interest Service Coverage Ratio (in times)	10.64
8	Debenture Redemption Reserve	75.00
9	Net Worth (₹ Crore)	1,098.48
10	Net profit after tax (₹ Crore)	402.52
11	Earnings Per Share (Basic) (₹)	6.42

Notes :-


- The credit rating issued by CRISIL for the NCDs (issued by the Company) is 'AA'.
- The Company maintained 100% security cover for the NCDs issued.
- Debt Service Coverage Ratio (DSCR) is ratio of profit after tax plus interest expense plus depreciation to interest expense plus principal repayment during the financial year.
- Interest Service Coverage Ratio (ISCR) is the ratio of earnings before interest, tax and depreciation to interest expense.

8) The Board of Directors has recommended a dividend of ₹ 2 per fully paid up equity share of ₹ 2 each for the financial year 2018-19, aggregating to ₹ 151.17 crore, including dividend distribution tax.


9) Figures of the previous periods have been regrouped, wherever necessary.

For Crompton Greaves Consumer Electricals Limited

Place: Mumbai
Date : 21st May, 2019



Shantanu Khosla
Managing Director
DIN:00059877



SHARP & TANNAN

Chartered Accountants

Firm's Registration No. 109982W

Auditor's Report on Quarterly Consolidated Financial Results and Year-To-Date Results of Crompton Greaves Consumer Electricals Limited pursuant to the Regulation 33 of the SEBI (Listing Obligations and Disclosure Requirements) Regulations, 2015, as amended.

To the Board of Directors of Crompton Greaves Consumer Electricals Limited

1. We have audited the accompanying Statement of Consolidated Financial Results of **Crompton Greaves Consumer Electricals Limited** (the 'Holding Company' / the 'Company') comprising its subsidiaries (together 'Group') for the quarter ended 31st March, 2019 and the year-to-date results for the year from 1st April, 2018 to 31st March, 2019 (the 'Statement') attached herewith, being submitted by the Company pursuant to the requirement of Regulation 33 of the SEBI (Listing Obligations and Disclosure Requirements) Regulations, 2015 as amended by the Circular No. CIR/CFD/FAC/62/2016 dated 5th July, 2016. Attention is drawn to the fact that the figures for the quarter ended 31st March, 2019 reported in these consolidated financial results are the balancing figures between audited figures in respect of full financial year and the published year-to-date figures up to the end of the third quarter of the current year, which were subject to limited review by us.
2. The consolidated financial results for the quarter and year ended 31st March, 2019 have been prepared on the basis of the reviewed quarterly nine month financial results upto 31st December, 2018, the audited annual consolidated financial statements as at and for the year ended 31st March, 2019 and the relevant requirements of the Regulation and the Circular, which are the responsibility of the Company's management and have been approved by the Board of Directors of the Company on 21st May, 2019. Our responsibility is to express an opinion on these consolidated financial results based on our review of financial results for the nine month period ended 31st December, 2018, which was prepared in accordance with the recognition and measurement principal laid down under Indian Accounting Standard (Ind AS) specified under Section 133 of the Companies Act, 2013 read with relevant rules issued thereunder, as applicable and other accounting principles generally accepted in India; our audit of the annual consolidated financial statements as at and for the year ended 31st March, 2019; and the relevant requirements of the Regulation and the Circular.
3. We conducted our audit in accordance with the auditing standards generally accepted in India. Those Standards require that we plan and perform the audit to obtain reasonable assurance about whether the consolidated financial results are free of material misstatement. An audit includes examining, on a test basis, evidence supporting the amounts disclosed as consolidated financial results. An audit also includes assessing the accounting principles used and significant estimates made by management. We believe that our audit provides a reasonable basis for our opinion.



Ravindra Annexe, 194, Churchgate Reclamation, Dinshaw Vachha Road, Mumbai - 400 020, India.

Tel. (22) 2204 7722/23, 2286 9900 Fax (22) 2286 9949 E-mail : admin.mumbai@stllp.in

Shreedhar T. Kunte

Ramnath D. Kare

Edwin P. Augustine

Raghunath P. Acharya


Firdosh D. Buchia

Tirtharaj A. Khot

Pavan K. Aggarwal

Also at Pune. Associate Offices : New Delhi, Chennai, Bangalore, Baroda, Goa & Ahmedabad

4. In our opinion and to the best of our information and according to the explanations given to us and based on the consideration of reports on separate financial statements of the subsidiaries, the Statement:
- (i) includes the results of two subsidiaries, namely:
 - a) Pinnacles Lighting Project Private Limited – Wholly-owned subsidiary
 - b) Nexustar Lighting Project Private Limited – Wholly-owned subsidiary
 - (ii) is presented in accordance with the requirements of Regulation 33 of the SEBI (Listing Obligations and Disclosure Requirements) Regulations, 2015 as amended by the Circular dated 5th July, 2016 in this regard; and
 - (iii) give a true and fair view of the consolidated net profit, (including other comprehensive income) and other financial information of the Company for the quarter and year ended 31st March, 2019.



Mumbai, 21st May, 2019

SHARP & TANNAN
Chartered Accountants
Firm's Registration No. 109982W
by the hand of

Edwin P. Augustine
Partner

Membership No. 043385

Crompton

Crompton Greaves Consumer Electricals Limited

Registered & Corporate Office: Tower 3, 1st Floor,

East Wing, Equinox Business Park, LBS Marg,

Kurla (West), Mumbai 400 070. India


Tel: +91 22 6167 8499 F: +91 22 6167 8383

W: www.crompton.co.in. CIN : L31900MH2015PLC262254

STATEMENT OF CONSOLIDATED FINANCIAL RESULTS FOR THE QUARTER AND YEAR ENDED 31ST MARCH, 2019

(₹ crore)

Sr. No.	Particulars	Quarter Ended			Year Ended	
		31.03.2019	31.12.2018	31.03.2018	31.03.2019	31.03.2018
		Audited (refer note 5)	Unaudited	Audited (refer note 5)	Audited	Audited
1	Income					
	(a) Revenue from operations	1,206.88	1,030.31	1,126.31	4,478.91	4,105.12
	(b) Other income	16.96	12.38	10.91	48.01	30.75
	Total income	1,223.84	1,042.69	1,137.22	4,526.92	4,135.87
2	Expenses					
	(a) Cost of materials consumed	280.93	301.62	256.19	1,056.49	875.79
	(b) Purchases of stock-in-trade	556.42	456.70	520.22	2,058.62	1,938.55
	(c) Changes in inventories of finished goods, stock-in-trade and work-in-progress	(4.11)	(55.09)	(6.06)	(23.29)	(14.79)
	(A) Total material costs (a+b+c)	833.24	703.23	770.35	3,091.82	2,799.55
	(d) Excise duty	-	-	-	-	25.46
	(e) Employee benefits expense	76.50	76.02	69.97	291.88	282.65
	(f) Finance costs	14.32	15.03	16.07	59.60	63.74
	(g) Depreciation and amortisation expense	3.30	3.26	3.08	12.89	12.61
	(h) Other expenses	130.07	124.99	121.52	510.89	466.42
	(B) Total other costs (d to h)	224.19	219.30	210.64	875.26	850.88
	Total expenses (A+B)	1,057.43	922.53	980.99	3,967.08	3,650.43
3	Profit before tax (1-2)	166.41	120.16	156.23	559.84	485.44
4	Tax expense					
	a) Current tax (refer note 4)	29.53	43.19	59.46	171.12	181.80
	b) Deferred tax	(3.66)	(2.70)	(6.45)	(12.67)	(20.15)
5	Profit for the period/year (3-4)	140.54	79.67	103.22	401.39	323.79
6	Other comprehensive income/ (loss)					
	(i) Items that will not be reclassified to profit or loss - Remeasurements gain / (loss) on defined benefit plans	0.62	0.06	7.18	0.80	5.13
	(ii) Income tax relating to items that will not be reclassified to profit or loss	(0.22)	(0.02)	(2.45)	(0.28)	(1.78)
	Other comprehensive income/ (loss)	0.40	0.04	4.73	0.52	3.35
7	Total comprehensive income - owners (5+6)	140.94	79.71	107.95	401.91	327.14
8	Paid-up Equity share capital of ₹ 2 each	125.40	125.38	125.36	125.40	125.36
9	Reserves excluding Revaluation Reserve as per balance sheet				971.94	664.14
10	Net Worth				1,097.34	789.50
11	Paid-up Debt Capital / Outstanding Debt				649.26	648.55
12	Debt Equity Ratio				0.59	0.82
13	Earnings Per Share (of ₹ 2 each) (Not annualised)*					
	(a) Basic	2.24*	1.27*	1.65*	6.40	5.17
	(b) Diluted	2.23*	1.26*	1.64*	6.36	5.15
14	Debt Service Coverage Ratio				7.95	6.28
15	Interest Service Coverage Ratio				10.61	8.81



Crompton

Crompton Greaves Consumer Electricals Limited

Registered & Corporate Office: Tower 3, 1st Floor,

East Wing, Equinox Business Park, LBS Marg,

Kurla (West), Mumbai 400 070. India


Tel: +91 22 6167 8499 F: +91 22 6167 8383

W: www.crompton.co.in. CIN : L31900MH2015PLC262254

**CONSOLIDATED SEGMENT-WISE REVENUE, RESULTS, ASSETS AND LIABILITIES FOR THE QUARTER AND YEAR
ENDED 31ST MARCH, 2019**

(₹ crore)

Sr. No.	Particulars	Quarter Ended			Year Ended	
		31.03.2019	31.12.2018	31.03.2018	31.03.2019	31.03.2018
		Audited (refer note 5)	Unaudited	Audited (refer note 5)	Audited	Audited
1	Segment Revenue					
	a) Electric Consumer Durables	864.36	711.55	788.44	3,213.57	2,828.12
	b) Lighting Products	342.52	318.76	337.87	1,265.34	1,277.00
	Total	1,206.88	1,030.31	1,126.31	4,478.91	4,105.12
	Less: Inter-Segment Revenue	-	-	-	-	-
	Total Income from operations	1,206.88	1,030.31	1,126.31	4,478.91	4,105.12
2	Segment Results :					
	(Profit before tax and finance costs from each segment)					
	a) Electric Consumer Durables	168.46	132.73	171.11	616.15	534.67
	b) Lighting Products	39.26	28.24	37.39	106.87	147.28
	Total	207.72	160.97	208.50	723.02	681.95
	Less: (i) Finance costs	14.32	15.03	16.07	59.60	63.74
	(ii) Other un-allocable expenditure net of un-allocated income	26.99	25.78	36.20	103.58	132.77
	Profit from ordinary activities before tax	166.41	120.16	156.23	559.84	485.44
3	Segment Assets					
	a) Electric Consumer Durables	606.19	586.36	610.68	606.19	610.68
	b) Lighting Products	497.33	473.16	424.71	497.33	424.71
	c) Unallocable	1,566.13	1,373.95	1,389.60	1,566.13	1,389.60
	Total Segment Assets	2,669.65	2,433.47	2,424.99	2,669.65	2,424.99
4	Segment Liabilities					
	a) Electric Consumer Durables	384.81	366.91	485.83	384.81	485.83
	b) Lighting Products	453.35	410.90	401.72	453.35	401.72
	c) Unallocable	734.15	709.86	747.94	734.15	747.94
	Total Segment Liabilities	1,572.31	1,487.67	1,635.49	1,572.31	1,635.49



Crompton Greaves Consumer Electricals Limited

Registered & Corporate Office: Tower 3, 1st Floor,

East Wing, Equinox Business Park, LBS Marg,

Kurla (West), Mumbai 400 070. India


Tel: +91 22 6167 8499 F: +91 22 6167 8383

W: www.crompton.co.in. CIN : L31900MH2015PLC262254

CONSOLIDATED STATEMENT OF ASSETS AND LIABILITIES

(₹ crore)

Particulars	As at	As at
	31.03.2019	31.03.2018
	Audited	Audited
A ASSETS		
1 Non-current Assets:		
(a) Property, plant and equipment	78.55	76.00
(b) Capital work-in-progress	0.98	0.61
(c) Goodwill	779.41	779.41
(d) Other intangible assets	5.19	6.17
(e) Financial assets		
(i) Investments	-	-
(ii) Others	9.95	12.93
(f) Deferred tax assets (net)	60.25	47.85
(g) Other non-current assets	15.45	14.68
Sub-total - Non-current Assets	949.78	937.65
2 Current Assets		
(a) Inventories	352.38	303.24
(b) Financial assets		
(i) Investments	541.21	367.58
(ii) Trade receivables	565.98	553.64
(iii) Cash and cash equivalents	116.98	172.49
(iv) Bank balances other than (iii) above	26.07	4.89
(v) Others	12.42	13.73
(c) Current tax asset (net)	18.09	-
(d) Other current assets	86.74	71.77
Sub-total - Current Assets	1,719.87	1,415.57
Total - Assets	2,669.65	2,353.22
B EQUITY AND LIABILITIES		
1 Equity		
(a) Equity Share capital	125.40	125.36
(b) Other equity	971.94	664.14
Sub-total - Equity	1,097.34	789.50
2 Liabilities		
Non-current Liabilities:		
(a) Financial Liabilities		
(i) Borrowings	349.26	648.55
(b) Provisions	17.29	17.48
Sub-total - Non-current Liabilities	366.55	666.03
Current Liabilities		
(a) Financial liabilities		
(i) Trade payables		
(a) Due to micro and small enterprises	9.19	34.23
(b) Due to creditors other than micro and small enterprises	655.82	734.00
(ii) Other financial liabilities	365.69	63.95
(b) Other current liabilities	23.25	29.58
(c) Provisions	151.81	97.56
(d) Current tax liabilities (net)	-	10.14
Sub-total - Current Liabilities	1,205.76	969.46
Total - Equity and Liabilities	2,669.65	2,424.99



Handwritten signature and circular stamp of Crompton Greaves Consumer Electricals Limited.

Crompton

Crompton Greaves Consumer Electricals Limited

Registered & Corporate Office: Tower 3, 1st Floor,

East Wing, Equinox Business Park, LBS Marg,

Kurla (West), Mumbai 400 070. India

Tel: +91 22 6167 8499 F: +91 22 6167 8383



W: www.crompton.co.in. CIN : L31900MH2015PLC262254

Notes on Consolidated financial results:

- 1) The above financial results have been reviewed by the Audit Committee and approved by the Board of Directors on 21st May, 2019. Audit under Regulation 33 of the SEBI (Listing Obligations and Disclosure Requirements) Regulations, 2015 has been carried out by the statutory auditors. Auditor's report does not contain any observation which would have an impact on the above results.
- 2) Consolidated financial results include two wholly-owned subsidiaries, Pinnacles Lighting Project Private Limited and Nexustar Lighting Project Private Limited incorporated on 31st December, 2018 and 2nd January, 2019 respectively.
- 3) As the subsidiaries of the Company were incorporated during the year, the consolidated financial results for the quarters upto 31st December, 2018 and previous year represents standalone financial results of the Company.
- 4) Based on an assessment order received during the year ended 31st March, 2019, the Company has written-back an amount of Rs 28.45 crore in respect of an earlier assessment year and the same is netted-off from current tax expense for the quarter and year ended 31st March, 2019.
- 5) The figures of the last quarter are the balancing figures between the audited figures in respect of the full financial year and year to date figures upto the third quarter of the financial year.
- 6) The Board of Directors has recommended a dividend of ₹ 2 per fully paid up equity share of ₹ 2 each for the financial year 2018-19, aggregating to ₹ 151.17 crore, including dividend distribution tax.
- 7) Figures of the previous periods have been regrouped, wherever necessary.

For Crompton Greaves Consumer Electricals Limited

Place: Mumbai
Date : 21st May, 2019



Shantanu Khosla
Shantanu Khosla
Managing Director
DIN:00059877

Crompton

Crompton Greaves Consumer Electricals Limited

Results for Quarter Ended March 2019/Full year ended March 2019

Q4FY19: Revenue growth of 7%, PAT growth of 37%

FY19: Revenue growth of 11%, PAT growth of 24%

Mumbai, May 21, 2019: The Board of directors, at its meeting held on 21st May 2019 approved the results of the Company for the quarter and year ended 31st March 2019. Total Income for the quarter was Rs. 1,206.9 Crs, a growth of 7.2% year on year (y-o-y). Electrical Consumer Durables segment grew by ~10%, driven by strong performance in Fans, Pumps and Coolers. Total income for the year was Rs. 4,478.9 Crs, a growth of 11.1% (GST adjusted).

Profit After Tax for Q4FY19 was at Rs 141.7 Crs, up by 37.3%. Based on an assessment order received during the year ended 31st March 2019, the Company has written-back an amount of Rs 28.45 crore in respect of an earlier assessment year, and the same is netted-off from current tax expense for the quarter and year ended 31st March 2019. Like to like profit growth without this adjustment is ~8%. Profit after Tax for the full year FY19 was at Rs. 402.5Crs, up by 24.3% (like to like ~15%). Profit after tax at a consolidated level for Q4FY19 was at Rs. 140.5Crs and FY19 was at Rs. 401.4Crs.

Board of directors recommended a dividend of Rs. 2/share.

Commenting on the Quarter results, Company's Managing Director Shantanu Khosla said "ECD segment has shown good results and our ongoing efforts in driving innovation with the introduction of 'Aura Fluidic' and 'Air Buddy' have helped continue the momentum. In Lighting, the introduction of 'Anti-Bac' has met with very good response and the core LED segment continues to post healthy volume growth. Our accelerated focus on cost has delivered double digit EBIT margins in Lighting, in line with our objectives."

About Crompton:

Crompton is India's market leader in fans, No. 1 player in residential pumps and has leading market positions in its other product categories. The Company manufactures and markets a wide spectrum of consumer products, ranging from fans, lamps and luminaries to pumps and household appliances such as water heaters, mixer grinders, coolers and irons. The Company has strong dealer base across the country and wide service network offering robust after sales service to its customers.

Ref. No.2125/ITSL/OPR/19-20

May 21, 2019

Crompton Greaves Consumer Electricals Limited

Tower 3, 1st Floor, East Wing,
Equinox Business Park,
LBS Marg, Kurla (West),
Mumbai-400 070

Dear Sir/Madam,


Certificate for receipt and noting of information
[Pursuant to Regulation 52(5) of the Securities and Exchange Board of India (Listing
Obligations and Disclosure Requirements) Regulations, 2015]

We, IDBI Trusteeship Service Limited ("**Debenture Trustee**") hereby confirm that we have received and noted the information, as specified under regulation 52(4) of Securities and Exchange Board of India (Listing Obligations and Disclosure Requirements) Regulation, 2015 ("**Regulations**"), provided to us by Crompton Greaves Consumer Electricals Limited ("**the Company**") for the financial year ended March 31,2019.

This Certificate is being issued pursuant to the requirements of regulation 52(5) of the aforesaid Regulations, for onward submission to Stock Exchange(s) by the Company.

Yours truly,

For IDBI Trusteeship Services Limited



Authorised Signatory