

August 12, 2025

National Stock Exchange of India Limited,
Exchange Plaza, Bandra Kurla Complex
Bandra (E), Mumbai-400051

BSE Limited
Phiroze Jeejeebhoy Towers,
Dalal Street, Fort, Mumbai-400001

Symbol: **ORCHPHARMA**

Scrip Code: **524372**

Ref: (i) Regulation 30 of Securities and Exchange Board of India (Listing Obligations and Disclosure Requirements) Regulations, 2015
(ii) SEBI Circular No. SEBI/HO/CFD/PoD2/CIR/P/0155 dated November 11, 2024

Sub: Investors Presentation- Quarter I of F.Y. 2025-26, ended on June 30, 2025 – Orchid Pharma Limited ("the Company")

Dear Sir/Madam,

With reference to the captioned subject and pursuant to Regulation 30, Sub- Para 15 of Para A of Part A of Schedule III of SEBI (Listing Obligations and Disclosure Requirements) Regulations, 2015, as amended read with SEBI Circular No. SEBI/HO/CFD/PoD2/CIR/P/0155 dated November 11, 2024 and in continuation to our earlier intimation, dated August 07, 2025, regarding the Analysts/Investors Earning Call scheduled to be held on August 12, 2025 at 04:30 P.M. (IST), please find enclosed the Investors Presentation, inter-alia, including the financial performance of the Company for the Quarter-I of Financial Year 2025-26, ended on June 30, 2025.

The Investor Presentation is also made available on the website of the Company at https://www.orchidpharma.com/invr_conferencecalls.html

You are requested to take the above intimation on record.

Thanking You,
For **Orchid Pharma Limited**

Kapil Dayya
Company Secretary & Compliance Officer
Mem. No.- F10698

Encl. as above

Orchid Pharma Limited

Financials Q1 & FY-26

- All results in Standalone basis.
- These are approx. for exact nos. pls refer financials for details.

Financial Highlights

Q1-26

FY-25



TOP LINE

-29%

+13%

EBIDTA

-27%

+11%

PBT

-38%

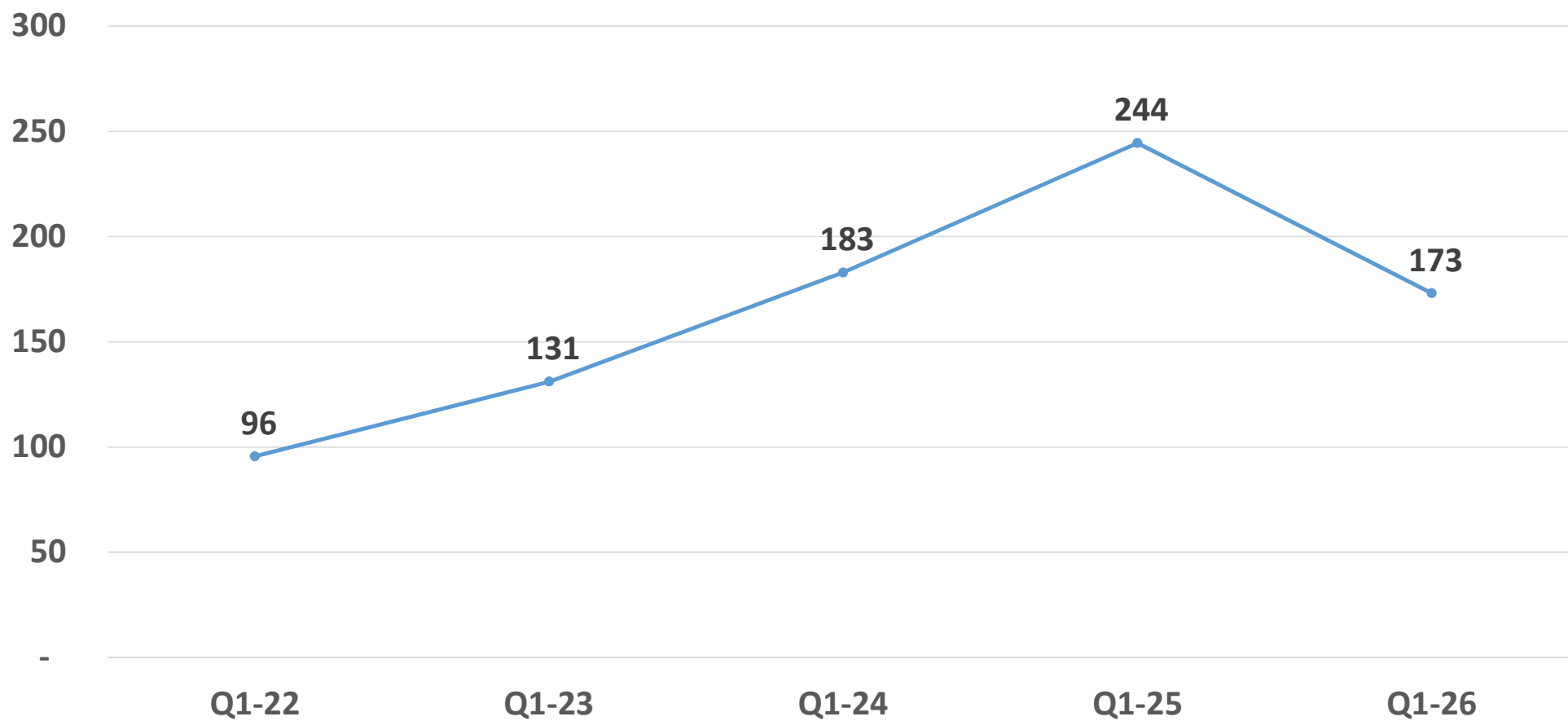
+15%

PAT

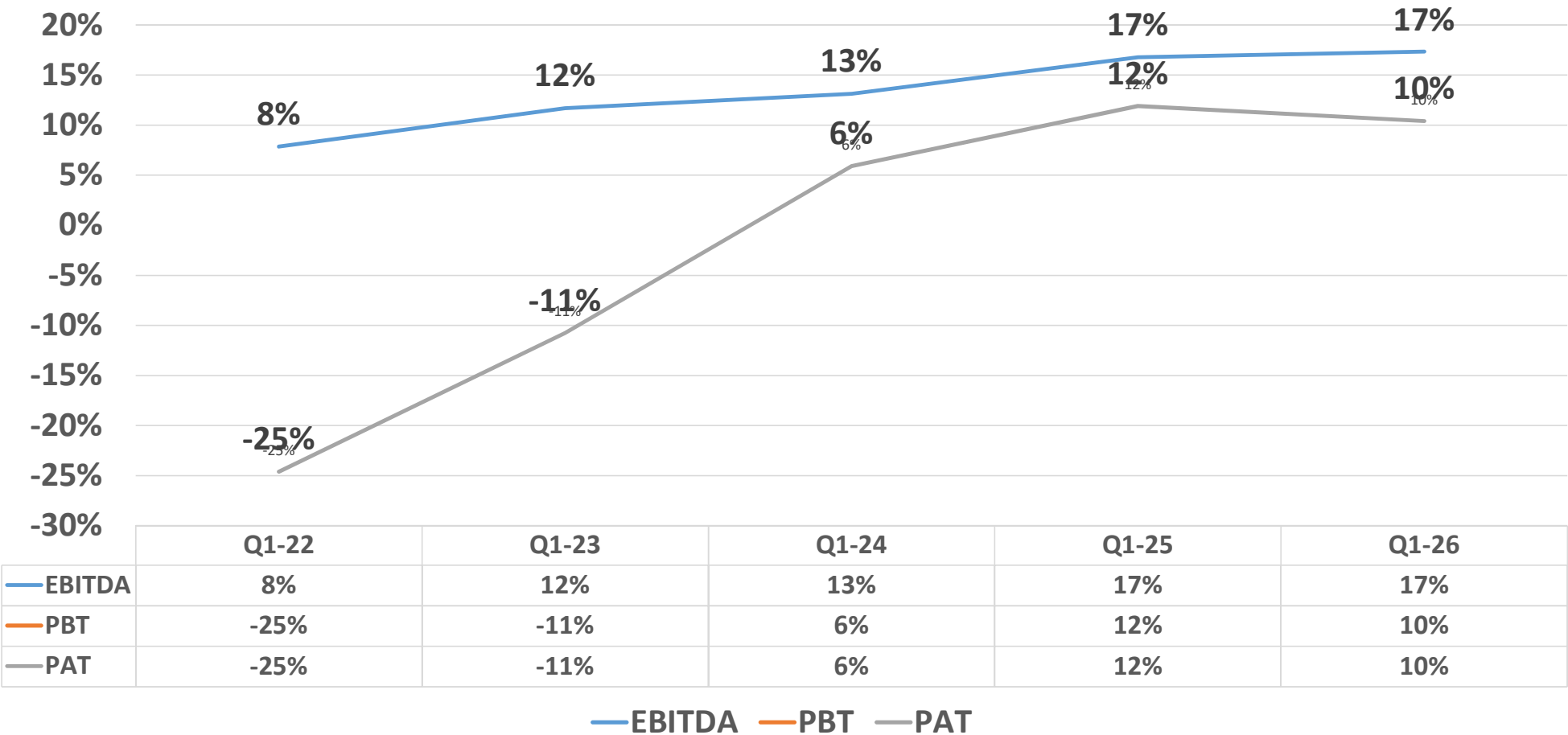
-38%

+12%

Turnover (Amt. in Cr.)



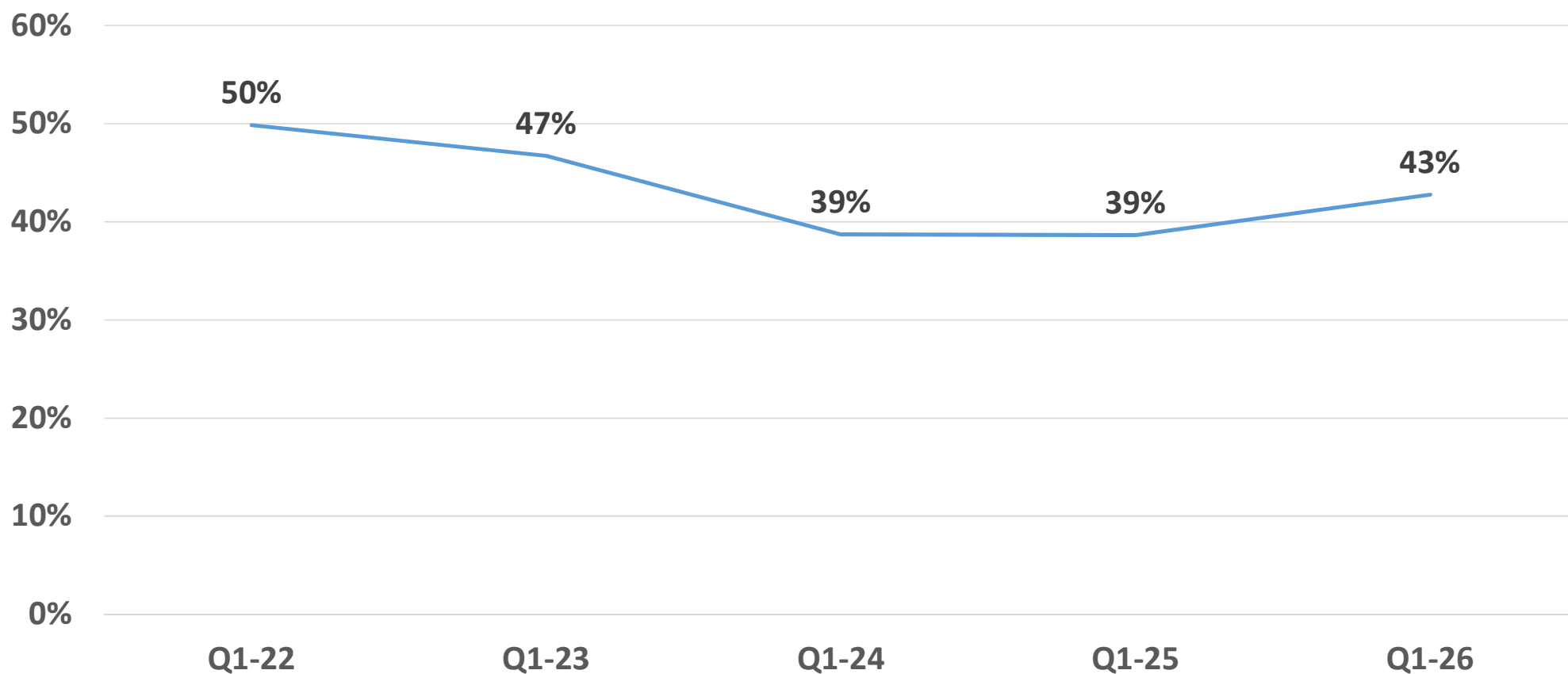
EBIDTA, PBT & PAT as % to Sales Qtr-1 FY-26



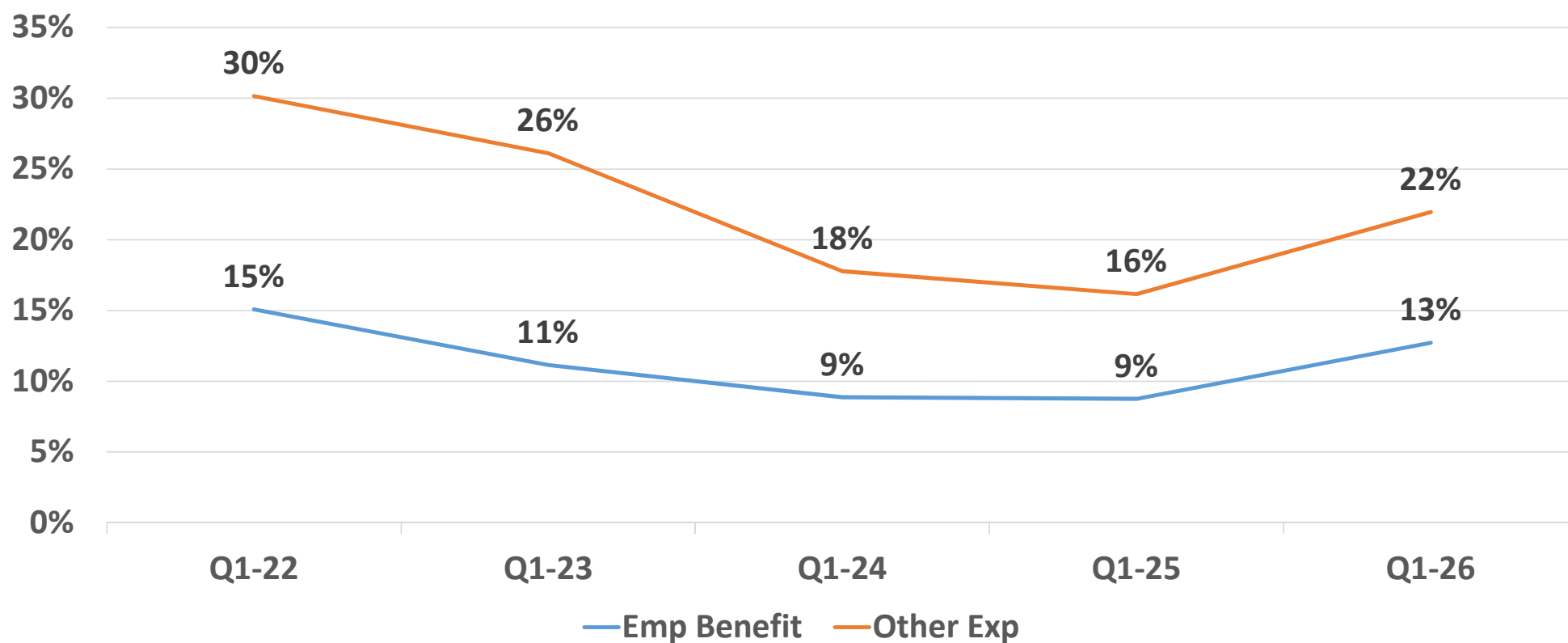
P&L Analysis – Gross Margin % to Sales



Gross Margin Quarterly Basis



P&L Analysis – Exp. % to Sales Q1-FY26



Thank You