

एनएमडीसी



NMDC

एन एम डी सी लिमिटेड NMDC Limited

(भारत सरकार का उद्यम) (A GOVT. OF INDIA ENTERPRISE)

पंजीकृत कार्यालय : 'खनिज भवन', 10-3-311/ए, कैसल हिल्स, मासाब टैंक, हैदराबाद - 500 028.
Regd. Office : 'Khanij Bhavan' 10-3-311/A, Castle Hills, Masab Tank, Hyderabad - 500 028.

नैगम पहचान संख्या / Corporate Identity Number : L13100AP1958 GOI 001674

No. 18(1)/2019- Sectt

13th August 2019

1) The BSE Limited Phiroze Jeejeebhoy Towers, Dalal Street, Mumbai- 400001	2) National Stock Exchange of India Ltd., Exchange Plaza, C-1, Block G, Bandra Kurla Complex, Bandra (E), Mumbai - 400 051
3) The Calcutta Stock Exchange Limited, 7, Lyons Range, Kolkata - 700001	

Dear Sir / Madam,

Sub: Corporate Investors Presentation on Company's Performance for the first quarter of FY 2019-20 - Reg

Ref: Regulation 30 of SEBI (Listing Obligations and Disclosure Requirements) Regulations, 2015; Security ID: NMDC

Reference the captioned subject, kindly note that Corporate Investors Presentation on Company's Performance for the first quarter of FY 2019-20 has been uploaded on NMDC website, a copy of which is enclosed herewith for kind reference.

Please take note of the above information.

Thanking you

Yours faithfully,
For **NMDC Limited**

A S Pardha Saradhi
Company Secretary

Encl: As above



NMDC Limited

Investor Presentation - FY'20 (Q1)

Disclaimer



This presentation is issued by NMDC Limited (the "Company") for general information purposes only, without regard to specific objectives, suitability, financial situations and needs of any particular person and does not constitute any recommendation or form part of any offer or invitation or inducement to sell or issue, or any solicitation of any offer to purchase or subscribe for, any securities of the Company, nor shall it or any part of it or the fact of its distribution form the basis of, or be relied on in connection with, any contract or commitment therefor. This presentation does not solicit any action based on the material contained herein. Nothing in this presentation is intended by the Company to be construed as legal, accounting or tax advice.

This presentation has been prepared by the Company based upon information available in the public domain. This presentation has not been approved and will not or may not be reviewed or approved by any statutory or regulatory authority in India or by any Stock Exchange in India. This presentation may include statements which may constitute forward-looking statements. The actual results could differ materially from those projected in any such forward-looking statements because of various factors. The Company assumes no responsibility to publicly amend, modify or revise any forward-looking statements, on the basis of any subsequent developments, information or events, or otherwise.

This presentation contains certain forward-looking statements relating to the business, financial performance, strategy and results of the Company and/or the industry in which it operates. Forward-looking statements are statements concerning future circumstances and results, and any other statements that are not historical facts, sometimes identified by the words "believes", "expects", "predicts", "intends", "projects", "plans", "estimates", "aims", "foresees", "anticipates", "targets", and similar expressions. The forward-looking statements, including those cited from third party sources, contained in this presentation are based on numerous assumptions and are uncertain and subject to risks. A multitude of factors including, but not limited to, changes in demand, competition and technology, can cause actual events, performance or results to differ significantly from any anticipated development. Neither the Company nor its affiliates or advisors or representatives nor any of its or their parent or subsidiary undertakings or any such person's officers or employees guarantees that the assumptions underlying such forward-looking statements are free from errors nor does either accept any responsibility for the future accuracy of the forward-looking statements contained in this Presentation or the actual occurrence of the forecasted developments. Forward-looking statements speak only as of the date of this presentation. As a result, the Company expressly disclaims any obligation or undertaking to release any update or revisions to any forward-looking statements in this presentation as a result of any change in expectations or any change in events, conditions, assumptions or circumstances on which these forward looking statements are based.

The information contained in these materials has not been independently verified. None of the Company, its Directors, Promoter or affiliates, nor any of its or their respective employees, advisers or representatives or any other person accepts any responsibility or liability whatsoever, whether arising in tort, contract or otherwise, for any errors, omissions or inaccuracies in such information or opinions or for any loss, cost or damage suffered or incurred howsoever arising, directly or indirectly, from any use of this document or its contents or otherwise in connection with this document, and makes no representation or warranty, express or implied, for the contents of this document including its accuracy, fairness, completeness or verification or for any other statement made or purported to be made by any of them, or on behalf of them, and nothing in this document or at this presentation shall be relied upon as a promise or representation in this respect, whether as to the past or the future. Past performance is not a guide for future performance. The information contained in this presentation is current, and if not stated otherwise, made as of the date of this presentation. The Company undertake no obligation to update or revise any information in this presentation as a result of new information, future events or otherwise. Any person/ party intending to provide finance/ invest in the shares/ businesses of the Company shall do so after seeking their own professional advice and after carrying out their own due diligence procedure to ensure that they are making an informed decision.

This presentation is strictly confidential and may not be copied or disseminated, in whole or in part, and in any manner or for any purpose. No person is authorized to give any information or to make any representation not contained in or inconsistent with this presentation and if given or made, such information or representation must not be relied upon as having been authorized by any person. Failure to comply with this restriction may constitute a violation of the applicable securities laws. This presentation is not intended for distribution or publication in the United States. Neither this document nor any part or copy of it may be distributed, directly or indirectly, in the United States. The distribution of this document in certain jurisdictions may be restricted by law and persons in to whose possession this presentation comes should inform themselves about and observe any such restrictions. By reviewing this presentation, you agree to be bound by the foregoing limitations. You further represent and agree that (i) you are located outside the United States and you are permitted under the laws of your jurisdiction to receive this presentation or (ii) you are located in the United States and are a "qualified institutional buyer" (as defined in Rule 144A under the Securities Act of 1933, as amended (the "Securities Act").

This presentation is not an offer to sell or a solicitation of any offer to buy the securities of the Company in the United States or in any other jurisdiction where such offer or sale would be unlawful. Securities may not be offered, sold, resold, pledged, delivered, distributed or transferred, directly or indirectly, in to or within the United States absent registration under the Securities Act, except pursuant to an exemption from, or in a transaction not subject to, the registration requirements of the Securities Act and in compliance with any applicable securities laws of any state or other jurisdiction of the United States. The Company's securities have not been and will not be registered under the Securities Act.

Robust Performance during FY' 20 (Q1)



Iron Ore - Physical performance

Production **+21%**
84.28 LT (69.75)

Sales **+28%**
86.69 LT (67.78)

Export sales **+100%**
6.01 LT (NIL)

KIOM Sales **+271%**
21.00 LT (5.66)

Financial performance

Revenue **+35%**
Rs. 3264 cr
(Rs. 2422 cr)

@ Avg. Realization of Rs. 3705/ton
(3536/ton) of Iron Ore

EBIDTA **+28%**
Rs. 1989 cr
(Rs. 1549 cr)

PBT **+30%**
Rs. 1913 cr
(Rs. 1477 cr)

Value creation

Earning Per Share
Rs. 3.85 (Rs. 3.08)
(Not Annualized)

Book Value per Share
Rs. 88.6 (Rs. 80.0)

Return on Equity
4% (4%)
(Not Annualized)

14% (11%)
Return on Capital Employed
(Not Annualized)

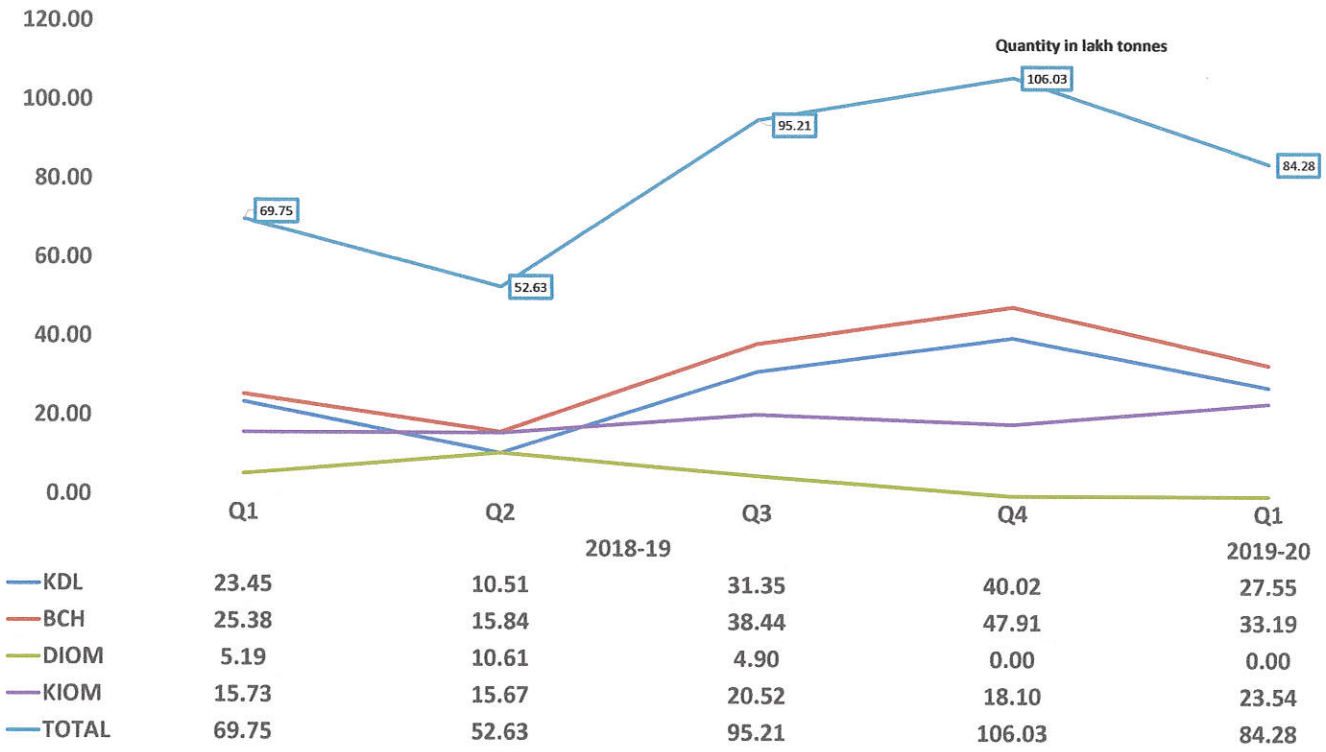
Performance of Q1 (FY 20) on Q1 (FY 19)

Particulars	2019-20 (Q1)	2018-19 (Q1)	Variance	(%)
Iron Ore Production (LT)	84.28	69.75	14.53	21
Iron Ore Sales (LT)	86.69	67.78	18.91	28
Average Sales Realisation (Rs./Ton)	3,705	3,536	169	5
Financials (Rs. Crore)				
Iron ore Sales	3,212	2,397	815	34
Revenue from Operations	3,264	2,422	842	35
Interest Income	84	97	(13)	(13)
Other Income	39	28	11	39
Total Income	3,387	2,547	840	33
Total Expenses	1,474	1,070	404	38
EBITDA	1,989	1,549	440	28
EBITDA Margin (%)	(61%)	(64%)		
Profit Before Tax	1,913	1,477	436	30
Profit After Tax	1,179	975	204	21

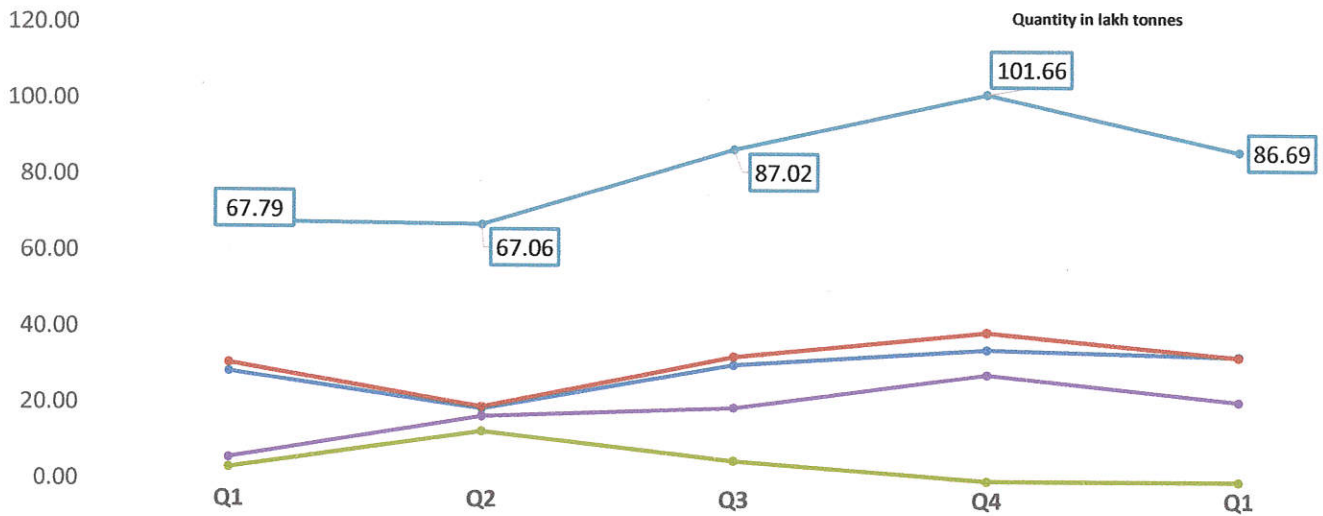
Performance of Q1 (FY 20) on Q4 (FY 19)

Particulars	2019-20 (Q1)	2018-19 (Q4)	Variance	(%)
Iron Ore Production (LT)	84.28	105.87	(21.59)	(20)
Iron Ore Sales (LT)	86.69	101.69	(15.00)	(15)
Average Sales Realisation (Rs./Ton)	3,705	3,525	180	5
Financials (Rs. Crore)				
Iron ore Sales	3,212	3,585	(373)	(10)
Revenue from Operations	3,264	3,643	(379)	(10)
Interest Income	84	104	(20)	(19)
Other Income	39	92	(53)	(58)
Total Income	3,387	3,839	(452)	(12)
Total Expenses	1,474	1,642	168	10
EBITDA	1,989	2,288	(299)	(13)
EBITDA Margin (%)	(61%)	(63%)		
Profit Before Tax	1,913	2,197	(284)	(13)
Profit After Tax	1,179	1,454	(275)	(19)

Iron Ore Production Trend



Iron Ore Sales Trend

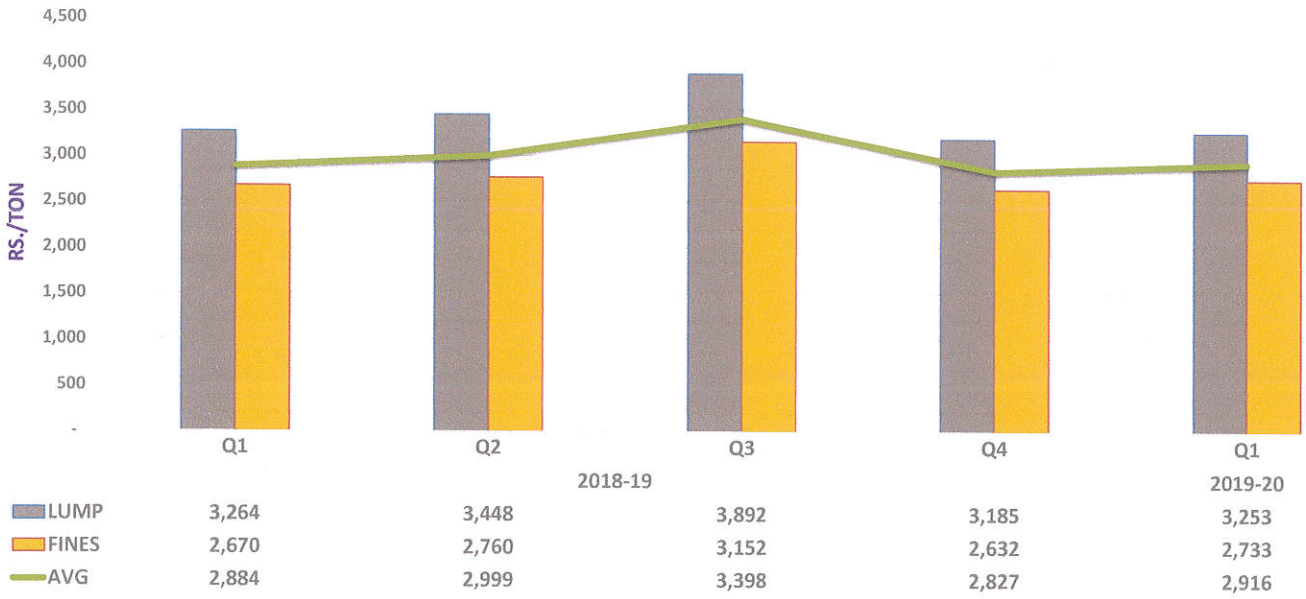


2018-19

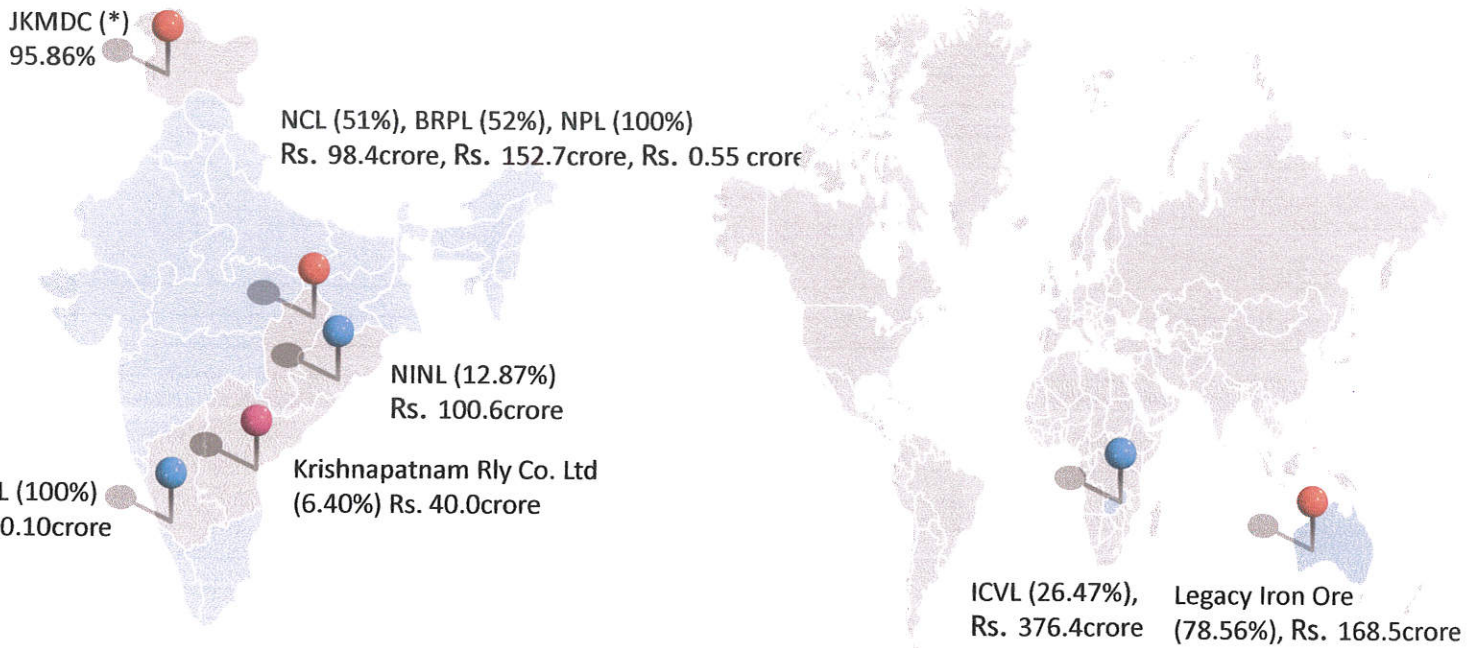
2019-20

— KDL	28.38	18.63	30.32	34.55	32.94
— BCH	30.64	19.14	32.52	39.11	32.75
— DIOM	3.11	12.69	5.13	0.00	0.00
— KIOM	5.66	16.60	19.05	28.00	21.00
— TOTAL	67.79	67.06	87.02	101.66	86.69

Average Basic Domestic Price of Iron Ore



Major Investment in Subsidiaries, JVs & Associates



Total Investments - Rs. 939.30 crore

Details of Top 25 Shareholders as on 02-08-2019



Sl. No.	Shareholder	No. of Shares	% Holding
1	PRESIDENT OF INDIA	2213035712	72.28
2	LIFE INSURANCE CORPORATION OF INDIA	394591074	12.89
3	ADITYA BIRLA SUN LIFE TRUSTEE PRIVATE LIMITED A/C ADITYA BIRLA SUN LIFE NIFTY NEXT 50 ETF	31622480	1.03
4	EDGBASTON ASIAN EQUITY TRUST	24347008	0.80
5	LIFE INSURANCE CORPORATION OF INDIA P & GS FUND	20295358	0.66
6	VANGUARD EMERGING MARKETS STOCK INDEX FUND, A SERIES OF VANGUARD INTERNATIONAL EQUITY INDEX FUNDS	12092277	0.39
7	VANGUARD TOTAL INTERNATIONAL STOCK INDEX FUND	11851442	0.39
8	STATE BANK OF INDIA	11680466	0.38
9	CANARA BANK-MUMBAI	10772388	0.35
10	THE NEW INDIA ASSURANCE COMPANY LIMITED	10466508	0.34
11	NPS TRUST- A/C RELIANCE PENSION FUND SCHEME E- TIER I	8634337	0.28
12	FIDELITY FUNDS - INDIA FOCUS FUND	8315717	0.27
13	NATIONAL INSURANCE COMPANY LTD	7200721	0.24
14	THE EDGBASTON ASIAN EQUITY (JERSEY) TRUST	7126164	0.23
15	UNITED INDIA INSURANCE COMPANY LIMITED	6566033	0.21
16	KOTAK EQUITY ARBITRAGE FUND	6198000	0.20
17	PGGM WORLD EQUITY B. V. (GEPFEEM)	5259154	0.17
18	BANK OF INDIA	4898396	0.16
19	THE ORIENTAL INSURANCE COMPANY LIMITED	4352551	0.14
20	STICHTING DEPOSITARY APG EMERGING MARKETS EQUITY POOL	4061035	0.13
21	RELIANCE CAPITAL TRUSTEE CO LTD.A/C RELIANCE QUANT FUND	3829781	0.13
22	WISDOMTREE INDIA INVESTMENT PORTFOLIO, INC.	3662117	0.12
23	GENERAL INSURANCE CORPORATION OF INDIA	3473482	0.11
24	ROBECO CAPITAL GROWTH FUNDS - ROBECO QI EMERGING CONSERVATIVE EQUITIES	3342148	0.11
25	SEB ASIENFOND EX JAPAN	3245245	0.11
	TOTAL	2820919594	92.12

High Social acceptance – through CSR



Environment Management



Healthcare



Promoting Education

Skill Development



Food Security



Empowering Women



