

एनएमडीसी



NMDC

एन एम डी सी लिमिटेड NMDC Limited

(भारत सरकार का उद्यम) (A GOVT. OF INDIA ENTERPRISE)

पंजीकृत कार्यालय : 'खनिज भवन', 10-3-311/ए, कैसल हिल्स, मासाब टैंक, हैदराबाद - 500 028.
Regd. Office : 'Khanij Bhavan' 10-3-311/A, Castle Hills, Masab Tank, Hyderabad - 500 028.
नैगम पहचान संख्या / Corporate Identity Number : L13100TG1958 GOI 001674

No. 18(1)/2020- Sectt

10th November 2020

1) The BSE Limited Phiroze Jeejeebhoy Towers, Dalal Street, Mumbai- 400001	2) National Stock Exchange of India Ltd., Exchange Plaza, C-1, Block G, Bandra Kurla Complex, Bandra (E), Mumbai – 400 051
3) The Calcutta Stock Exchange Limited, 7, Lyons Range, Kolkata - 700001	

Dear Sir / Madam,

Sub: Corporate Investors Presentation on Company's Performance in the FY 2020-21 (H1) - Reg

Ref: Regulation 30 of SEBI (Listing Obligations and Disclosure Requirements) Regulations, 2015; Security ID: NMDC

Reference the captioned subject, kindly note that Corporate Investors Presentation on Company's Performance in the FY 2020-21 (H1) has been uploaded on NMDC website, a copy of which is enclosed herewith for kind reference.

Please take note of the above information.

Thanking you

Yours faithfully,
For NMDC Limited

A S Pardha Saradhi
Company Secretary

Encl: As above

NMDC Limited Financial Results 2020-21 (H1)



Disclaimer

This presentation is issued by NMDC Limited (the "Company") for general information purposes only, without regard to specific objectives, suitability, financial situations and needs of any particular person and does not constitute any recommendation or form part of any offer or invitation or inducement to sell or issue, or any solicitation of any offer to purchase or subscribe for, any securities of the Company, nor shall it or any part of it or the fact of its distribution form the basis of, or be relied on in connection with, any contract or commitment therefor. This presentation does not solicit any action based on the material contained herein. Nothing in this presentation is intended by the Company to be construed as legal, accounting or tax advice.

This presentation has been prepared by the Company based upon information available in the public domain. This presentation has not been approved and will not or may not be reviewed or approved by any statutory or regulatory authority in India or by any Stock Exchange in India. This presentation may include statements which may constitute forward-looking statements. The actual results could differ materially from those projected in any such forward-looking statements because of various factors. The Company assumes no responsibility to publicly amend, modify or revise any forward-looking statements, on the basis of any subsequent developments, information or events, or otherwise.

This presentation contains certain forward-looking statements relating to the business, financial performance, strategy and results of the Company and/or the industry in which it operates. Forward-looking statements are statements concerning future circumstances and results, and any other statements that are not historical facts, sometimes identified by the words "believes", "expects", "predicts", "intends", "projects", "plans", "estimates", "aims", "foresees", "anticipates", "targets", and similar expressions. The forward-looking statements, including those cited from third party sources, contained in this presentation are based on numerous assumptions and are uncertain and subject to risks. A multitude of factors including, but not limited to, changes in demand, competition and technology, can cause actual events, performance or results to differ significantly from any anticipated development. Neither the Company nor its affiliates or advisors or representatives nor any of its or their parent or subsidiary undertakings or any such person's officers or employees guarantees that the assumptions underlying such forward-looking statements are free from errors nor does either accept any responsibility for the future accuracy of the forward-looking statements contained in this Presentation or the actual occurrence of the forecasted developments. Forward-looking statements speak only as of the date of this presentation. As a result, the Company expressly disclaims any obligation or undertaking to release any update or revisions to any forward-looking statements in this presentation as a result of any change in expectations or any change in events, conditions, assumptions or circumstances on which these forward looking statements are based.

The information contained in these materials has not been independently verified. None of the Company, its Directors, Promoter or affiliates, nor any of its or their respective employees, advisers or representatives or any other person accepts any responsibility or liability whatsoever, whether arising in tort, contract or otherwise, for any errors, omissions or inaccuracies in such information or opinions or for any loss, cost or damage suffered or incurred howsoever arising, directly or indirectly, from any use of this document or its contents or otherwise in connection with this document, and makes no representation or warranty, express or implied, for the contents of this document including its accuracy, fairness, completeness or verification or for any other statement made or purported to be made by any of them, or on behalf of them, and nothing in this document or at this presentation shall be relied upon as a promise or representation in this respect, whether as to the past or the future. Past performance is not a guide for future performance. The information contained in this presentation is current, and if not stated otherwise, made as of the date of this presentation. The Company undertake no obligation to update or revise any information in this presentation as a result of new information, future events or otherwise. Any person/ party intending to provide finance/ invest in the shares/ businesses of the Company shall do so after seeking their own professional advice and after carrying out their own due diligence procedure to ensure that they are making an informed decision.

This presentation is strictly confidential and may not be copied or disseminated, in whole or in part, and in any manner or for any purpose. No person is authorized to give any information or to make any representation not contained in or inconsistent with this presentation and if given or made, such information or representation must not be relied upon as having been authorized by any person. Failure to comply with this restriction may constitute a violation of the applicable securities laws. This presentation is not intended for distribution or publication in the United States. Neither this document nor any part or copy of it may be distributed, directly or indirectly, in the United States. The distribution of this document in certain jurisdictions may be restricted by law and persons in to whose possession this presentation comes should inform themselves about and observe any such restrictions. By reviewing this presentation, you agree to be bound by the foregoing limitations. You further represent and agree that (i) you are located outside the United States and you are permitted under the laws of your jurisdiction to receive this presentation or (ii) you are located in the United States and are a "qualified institutional buyer" (as defined in Rule 144A under the Securities Act of 1933, as amended (the "Securities Act").

This presentation is not an offer to sell or a solicitation of any offer to buy the securities of the Company in the United States or in any other jurisdiction where such offer or sale would be unlawful. Securities may not be offered, sold, resold, pledged, delivered, distributed or transferred, directly or indirectly, in to or within the United States absent registration under the Securities Act, except pursuant to an exemption from, or in a transaction not subject to, the registration requirements of the Securities Act and in compliance with any applicable securities laws of any state or other jurisdiction of the United States. The Company's securities have not been and will not be registered under the Securities Act.

FY21 (Q2) : Financial Snapshot

“Performance on the cusp of rebound...!!”

Volumes	Revenue	Profitability
Production 56.37 LT ↑13% from CPLY of 50.05 LT Sales 66.02 LT ↑14% from CPLY of 58.16 LT	Rs. 2230 cr ↓0.5% @ Avg. Realisation of Rs. 3320 per ton for iron ore from CPLY of Rs. 2242 crore, @ Avg. Realisation of Rs. 3780 per ton	PBT Rs. 1063 cr ↓2% from CPLY of Rs. 1080 cr PAT Rs. 774 cr ↑10% from CPLY of Rs. 703 cr
EBITDA	Value Creation	ROCE & ROE ^(*)
Rs. 1118 cr Margin of 50% ↓6% from CPLY of Rs. 1188 crore Margin of 53%	Rs. 4.27 (Rs. 6.15) Earning Per Share ^(*) <small>(*) Not Annualised</small> Rs. 94.1 (Rs. 90.9) Book Value Per Share	15% (21%) Return on Capital Employed 5% (7%) Return on Equity <small>(*) Not Annualised</small>

Note:
 (1) Taxes paid in FY 21 (Q2) @ 22%, and in FY 20 (Q2) @ 30%
 (2) Figures of EPS, Book Value Per Share, ROE and ROCE are Half Yearly Figures

Performance of FY 21 (Q2) on FY 20 (Q2)

Particulars	2020-21 (Q2)	2019-20 (Q2)	Variance	(%)
Iron Ore Production (LT)	56.37	50.05	6.32	13
Iron Ore Sales (LT)	66.02	58.16	7.86	14
- Export Sales (LT)	4.33	5.18	(0.85)	(16)
- Domestic Sales (LT)	61.69	52.98	8.71	16
Average Domestic Realisation (Rs./Ton)	3,114	3,518	(404)	(11)
Average Sales Realisation (Rs./Ton)	3,320	3,780	(460)	(12)
Financials (Rs. Crore)				
Iron ore Sales	2,192	2,198	(6)	-
Revenue from Operations	2,230	2,242	(12)	-
Interest Income	40	92	(52)	(57)
Other Income	48	35	13	37
Total Income	2,318	2,369	(51)	(2)
Total Expenses	1,255	1,289	(34)	(3)
EBITDA	1,118	1,188	(70)	(6)
EBITDA Margin (%)	50%	53%		
Profit Before Tax	1,063	1,080	(17)	(2)
Profit After Tax	774	703	71	10

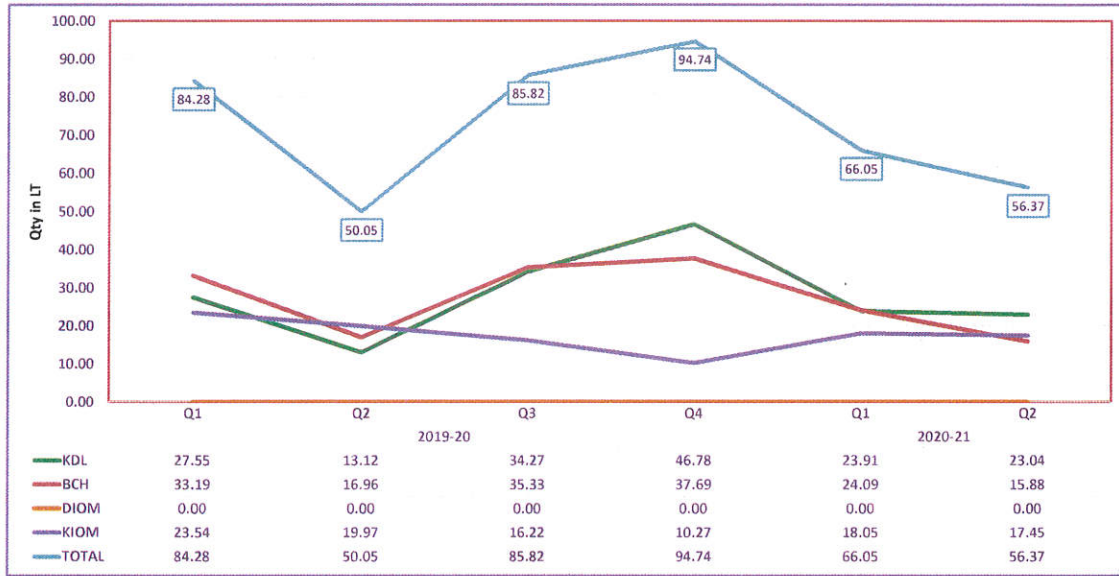
Performance of FY 21 (Q2) on FY 21 (Q1)

Particulars	2020-21 (Q2)	2020-21 (Q1)	Variance	(%)
Iron Ore Production (LT)	56.37	66.05	(9.68)	(15)
Iron Ore Sales (LT)	66.02	62.75	3.27	5
- Export Sales (LT)	4.33	3.00	1.33	44
- Domestic Sales (LT)	61.69	59.75	1.94	3
Average Domestic Realisation (Rs./Ton)	3,114	2,845	269	9
Average Sales Realisation (Rs./Ton)	3,320	3,064	256	8
Financials (Rs. Crore)				
Iron ore Sales	2,192	1,923	269	14
Revenue from Operations	2,230	1,938	292	15
Interest Income	40	37	3	8
Other Income	48	35	13	37
Total Income	2,318	2,010	308	15
Total Expenses	1,255	1,249	6	-
EBITDA	1,118	826	292	35
EBITDA Margin (%)	50%	43%		
Profit Before Tax	1,063	759	304	40
Profit After Tax	774	533	241	45

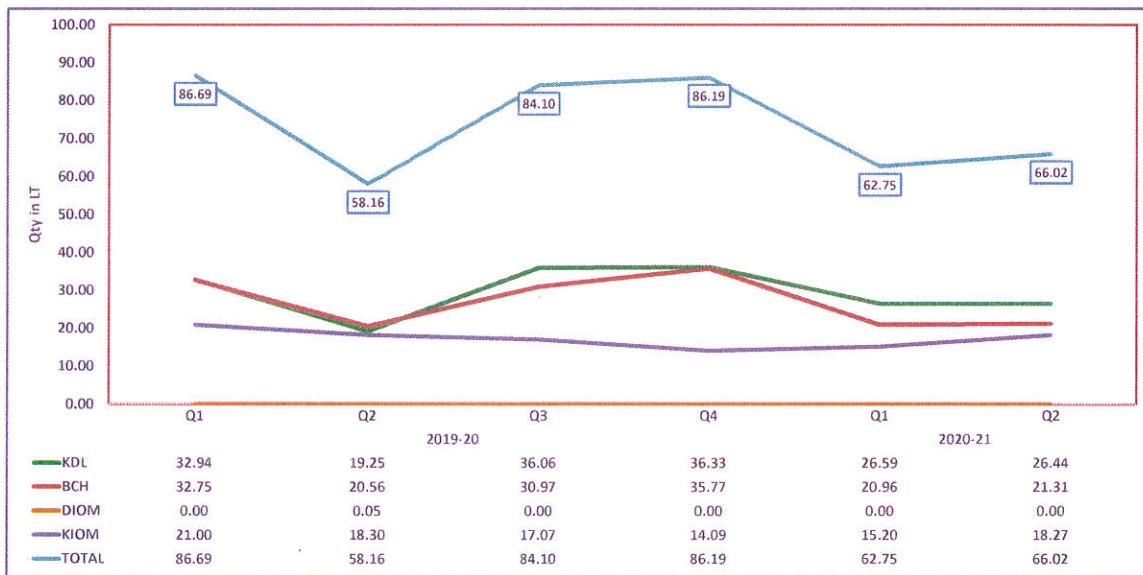
Performance of FY 21 (H1) on FY 20 (H1)

Particulars	2020-21 (H1)	2019-20 (H1)	Variance	(%)
Iron Ore Production (LT)	122.42	134.33	(11.91)	(9)
Iron Ore Sales (LT)	128.77	144.85	(16.08)	(11)
- Export Sales (LT)	7.33	11.19	(3.86)	(35)
- Domestic Sales (LT)	121.44	133.66	(12.22)	(9)
Average Domestic Realisation (Rs./Ton)	2,982	3,524	(542)	(15)
Average Sales Realisation (Rs./Ton)	3,195	3,735	(540)	(14)
Financials (Rs. Crore)				
Iron ore Sales	4,115	5,411	(1296)	(24)
Revenue from Operations	4,167	5,505	(1338)	(24)
Interest Income	77	177	(100)	(56)
Other Income	83	74	9	12
Total Income	4,327	5,756	(1429)	(25)
Total Expenses	2,504	2,762	(258)	(9)
EBITDA	1,944	3,177	(1233)	(39)
EBITDA Margin (%)	47%	58%		
Profit Before Tax	1,822	2,993	(1171)	(39)
Profit After Tax	1,307	1,883	(576)	(31)

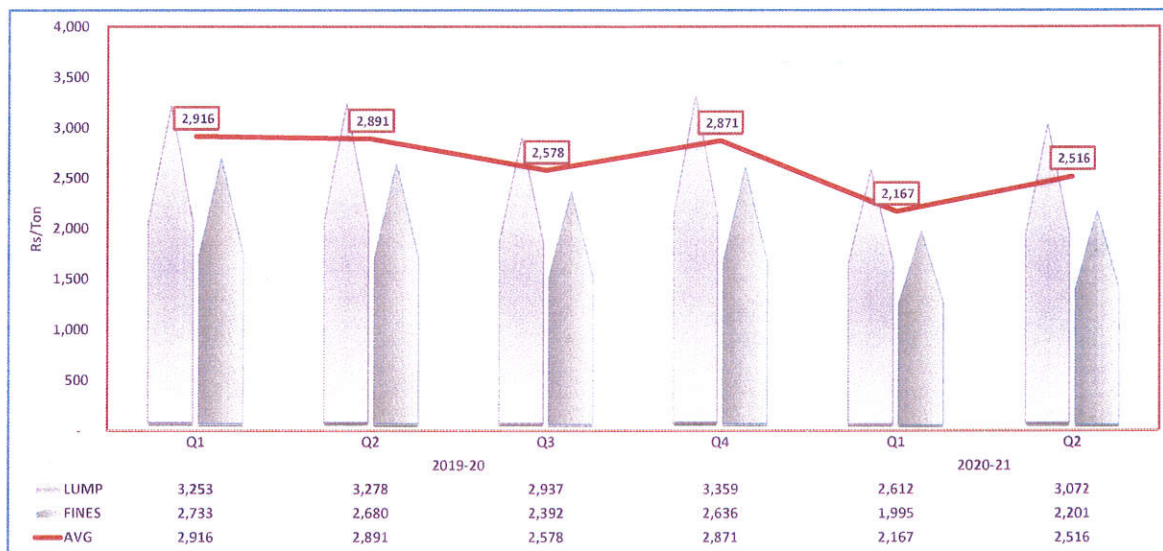
Iron Ore Production Trend




Iron Ore Sales Trend



Average Basic Domestic Price of Iron Ore



Corporate Social Responsibility (“CSR”) initiatives



Propagating Healthcare

Providing medical facilities at interior regions through “Hospital on Wheels” initiative.



NMDC: Eco Friendly Miner

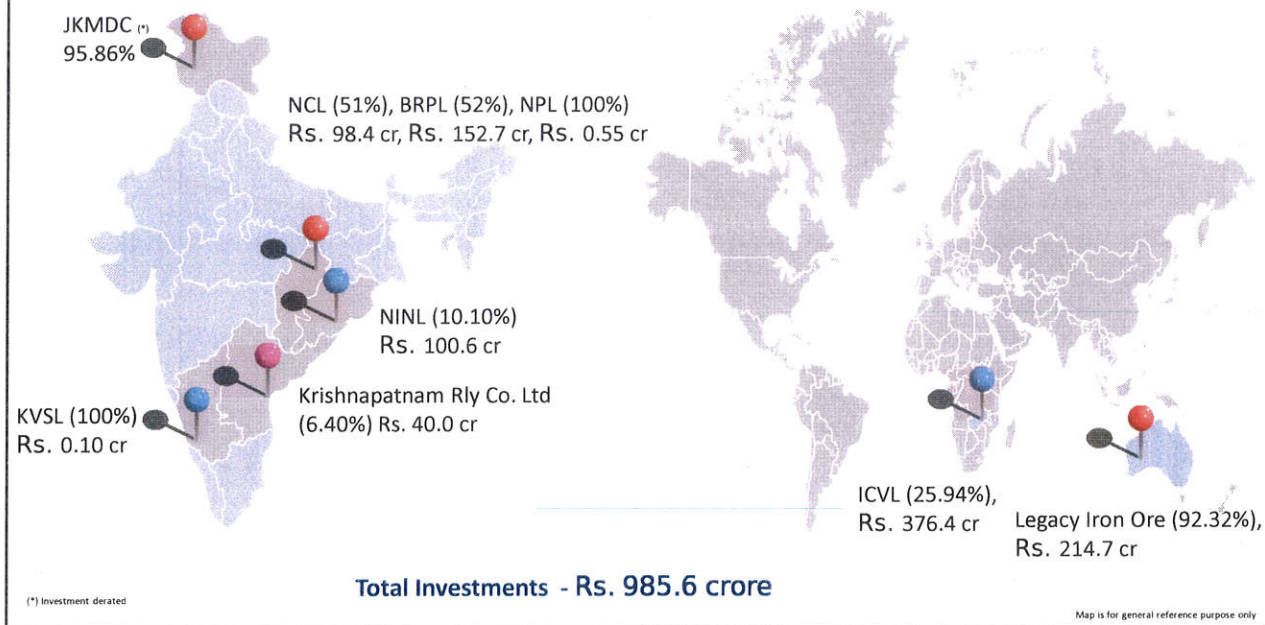
Five Mines of NMDC have received 5-Star rating w.r.t. Sustainability from Govt. of India



Women Empowerment

Empowering through Education, Healthcare & Skill Development

Major Investment in Subsidiaries, JVs & Associates



Details of Top 25 Shareholders as on 06-11-2020

Sl. No.	Shareholder	No. of Shares	% Holding
1	PRESIDENT OF INDIA	2132453593	69.65
2	LIFE INSURANCE CORPORATION OF INDIA	394591074	12.89
3	NIPPON LIFE INDIA TRUSTEE LTD-A/C NIPPON INDIA ETF SENSEX NEXT 50	67933308	2.22
4	ADITYA BIRLA SUN LIFE TRUSTEE PRIVATE LIMITED A/C ADITYA BIRLA SUN LIFE DIVIDEND YIELD FUND	25253366	0.82
5	LIC OF INDIA MARKET PLUS NON UNIT FUND	20287358	0.66
6	VANGUARD TOTAL INTERNATIONAL STOCK INDEX FUND	12020584	0.39
7	STATE BANK OF INDIA	11680466	0.38
8	CANARA BANK-MUMBAI	11069767	0.36
9	VANGUARD EMERGING MARKETS STOCK INDEX FUND, SERIES OF VANGUARD INTERNATIONAL EQUITY INDEX FUNDS	9963556	0.33
10	MORGAN STANLEY ASIA (SINGAPORE) PTE.	9842766	0.32
11	EDGBASTON ASIAN EQUITY TRUST	9724718	0.32
12	NPS TRUST- A/C LIC PENSION FUND SCHEME E - TIER I	8763992	0.29
13	THE NEW INDIA ASSURANCE COMPANY LIMITED	8266508	0.27
14	LSV EMERGING MARKETS EQUITY FUND LP	8184300	0.27
15	UNITED INDIA INSURANCE COMPANY LIMITED	6566033	0.21
16	THE EDGBASTON ASIAN EQUITY (JERSEY) TRUST	6175117	0.20
17	NIPPON LIFE INDIA TRUSTEE LTD-A/C NIPPON INDIA ETF SENSEX NEXT 50	6159100	0.20
18	STICHTING DEPOSITARY APG EMERGING MARKETS EQUITY POOL	5861843	0.19
19	ICICI PRUDENTIAL LIFE INSURANCE COMPANY LIMITED	5849439	0.19
20	HSBC POOLED INVESTMENT FUND - HSBC POOLED VC ASIA PACIFIC EX JAPAN EQUITY FUND	4987411	0.16
21	ICICI PRUDENTIAL S&P BSE 500 ETF	4985765	0.16
22	BANK OF INDIA	4898396	0.16
23	THE ORIENTAL INSURANCE COMPANY LIMITED	4686569	0.15
24	SOCIETE GENERALE	4526149	0.15
25	NATIONAL INSURANCE COMPANY LTD	4200721	0.14
	TOTAL	2803102562	91.08



NMDC committed to Support the Nation in Aatma-Nirbhar Bharat Mission

Thank You

Harr ek Kaam Desh ke Naam!

 /nmdclimited