

A dark blue silhouette of the map of India is centered on the page. From this map, numerous thin white lines radiate outwards in all directions, ending in small white dots. The background of the entire page is a gradient from dark blue at the top to a reddish-brown at the bottom, overlaid with a pattern of concentric, slightly irregular white circles that create a ripple effect.

INDIA

AN INTERESTING
GROWTH OPPORTUNITY

CONTENTS

001	India : An Interesting Growth Opportunity
006	From the Chairman's desk
008	About Alphageo
010	Financial Progress
012	Business Highlights
014	Board of Directors
015	Management Discussion and Analysis
028	Corporate Social Responsibility
029	Directors' Report
047	Report on Corporate Governance
069	Standalone Financial Statements
124	Consolidated Financial Statements
176	Notice

Forward-looking Statement

Some information in this report may contain forward-looking statements which include statements regarding Company's expected financial position and results of operations, business plans and prospects etc. and are generally identified by forward-looking words such as "believe," "plan," "anticipate," "continue," "estimate," "expect," "may," "will" or other similar words. Forward-looking statements are dependent on assumptions or basis underlying such statements. We have chosen these assumptions or basis in good faith, and we believe that they are reasonable in all material respects. However, we caution that actual results, performances or achievements could differ materially from those expressed or implied in such forward-looking statements. We undertake no obligation to update or revise any forward-looking statement, whether as a result of new information, future events, or otherwise.



Scan this QR code to visit our website



To view this report online please log on to www.alphageoindia.com

IT'S NOT A COUNTRY. IT'S
MORE LIKE A CONTINENT.

**A SIXTH OF HUMANITY,
WITH THE INTELLECT,
ENERGY AND CREATIVITY
OF A YOUNG NATION
IS POISED TO GROW
RAPIDLY AND PROVIDE
UNPRECEDENTED
PROSPECTS TO ITS
CITIZENS, ITS BUSINESSES,
AND ITS INVESTORS.**

YES!

INDIA IS OPENING UP
TO BECOME THE MOST
INTERESTING GROWTH
OPPORTUNITY.

IS THERE A POSSIBILITY OF VAST UNEXPLORED OIL RESERVES IN INDIA?

THIS IS THE BURNING QUESTION IN THE MINDS OF THE INDIAN GOVERNMENT.

Its lack is causing a significant burden on the national exchequer.

Over the last decade, the Government has been paying more than US\$100 billion to keep its growth engines running.

Its probability will attract global heavy weights with bag loads of investments.

Every stakeholder in oil value chain is asking this burning question for the immense growth opportunities it could open.

Its presence can take the nation into a new growth orbit.



India is one of the least explored countries in the world when it comes to hydrocarbon reserves.

So, there is a pretty good possibility of discovering new oil fields in India.

And India its taking giant strides towards unlocking the potential of its hydrocarbon wealth. After NELP, it was HELP and now it is the Open Acreage Licensing Policy (OALP) which is drawing

the attention of oil seekers in India and across the globe. It promises to double the area under hydrocarbon exploration in India.

Interestingly, blocks are awarded to aspirants who offer the highest share of oil and gas to the government as well as commit to do the maximum exploration work by way of shooting 2D and 3D seismic survey and drilling exploration wells.

DO WE NEED TO EXPLAIN ANY FURTHER?

OALP

ROUND 1	ROUND 2	ROUND 3
55 BLOCKS	14	23
59,282 SQ KM	29,233 SQ KM	31,722 SQ KMS

THE OALP REGIME HAS SO FAR SEEN COMMITTED INVESTMENT OF AROUND ₹1.4 TRILLION.



Did you know?

Indonesia is benefitting its national economy by extracting the oil & natural gas reserves present in the Andaman & Nicobar region.

COULD THERE BE A LARGE TREASURE CHEST OF MINERALS BENEATH 3.287 MILLION SQ KM?

NOBODY KNOWS. AND, NOBODY SEEMS TO BE INTERESTED IN FINDING OUT EXCEPT THE INDIAN GOVERNMENT AS ITS STAKES IN THIS QUEST ARE VERY HIGH.

Mineral scarcity is thwarting an Industrial India.

Under the 'Make in India' initiative, the government has set targets to increase growth in the manufacturing sector to 12-14% per annum, pull up the share of manufacturing in gross domestic product (GDP) to 25% by 2022 (from 16%).

Mineral shortage is a huge drain for the Indian Government.

India imports over three times the value of its indigenous production. This disturbing trend has shown no sign of abatement since 2013-14. It draining the exchequer by billions of dollar.

Mineral search could open new vistas of growth for the nation.

India is scrambling to secure supplies of strategic minerals namely lithium and cobalt mines from international sources; lithium is critically necessary for making batteries that will drive India's e-mobility dream towards reality.



India is endowed with rich mineral reserves, much of the wealth below the ground still remains untapped.

This is because in India, exploration is still a state sponsored activity which unfortunately remains largely neglected.

Exploration being the cornerstone of mining, the tepid spending on the activity in India does not spur unearthing of deep seated deposits. On every square km, the country's exploration spend is a measly US\$9 as against US\$124 in Australia and US\$118 in Canada.

Only about 13% of the country's 575,000 sq km of land with geological potential has been explored in detail, according to the Indian Mineral Federation. The country could be sitting on a gold mine, and not even know it.

Given India's large population and stage of economic development, it is time for India to develop an appropriate strategy to find and access these minerals which are critical for its development.

India has woken to this reality. The survey and exploration opportunity window has only partially opened for the private sector.

THE OPPORTUNITIES FOR GOING DEEP COULD BE SKY HIGH!



Did you know?

Deccan Gold Mines hasn't dug up an ounce in 13 years because of the difficulty of obtaining permits from appropriate authorities.

From the Chairman's desk



"THE BOTTOMLINE IS... INDIA PROMISES TO PROVIDE UNPRECEDENTED OPPORTUNITIES THAT HOLD THE POTENTIAL TO SUSTAIN OUR GROWTH ASPIRATION OVER THE MEDIUM TERM."

Dear Shareholders

I take great pleasure in penning down this statement as your Company stands at the threshold of interesting opportunities which are unfolding in the geophysical space. But before I delve into the opportunities our country provides, I take this opportunity to provide a brief synopsis of the financial year gone by.

Our performance in 2018-19 was not as good as we would have liked it to be especially on the backdrop of robust growth in revenue and profits in the preceding year. Our subdued numbers were primarily owing to an elongated monsoon which resulted in lesser operational days. This meant that our crews were idle, our work was halted for a longer time duration and our billables reduced - which means our revenue is only postponed its not shrunk.

But I am not particularly disappointed because 2018-19 was an interesting year in terms of emerging opportunities. And this is increasingly relevant because it holds the potential to enhance our growth momentum on a sustained basis over the medium term.

Oil & gas space

India which has set itself a target to cut its dependence on foreign oil to 67% from the current over 80% by 2022, has been keen on monetising its hydrocarbon reserves and bring in private players and foreign partners in the exploration and production space. This is evidenced in the policy announcements - first NELP followed by HELP (Hydrocarbon Exploration Licensing Policy) to Open Acreage Licencing Policy which holds the promise to attract players from across the globe.

Through these policies the area offered for exploration has more

than trebled - the acreage which stood at approximately 90,000 sq. km. in 2017 was enhanced to 150,000 sq. km. after OALP I and would touch 2,10,000 sq. km after OALP Round II and III bidding exercises by May 2019.

What is interesting is that the private sector has taken a deep dive in India's oil exploration opportunity. Vedanta has won 41 out of the 55 blocks in OALP-1 bid round and another 10 areas in the latest licensing round. They has committed about ₹3,000 crore investment in seismic survey of these assets in the next 24-36 months. This is a huge opportunity for the seismic survey business space.

Besides, tenders from ONGC and OIL are also increasing owing to their intensified efforts in the search for crude oil.

Currently, work is happening at

14 basins in India simultaneously – this is the first time in the last decade that such intense survey is happening in the nation's basins. This trend could continue owing to the Government's unwavering focus on meeting its goals. Moreover, if there is a discovery in any one basin, seismic survey work will intensify even more. Sector experts suggest that if a discovery happens, the volume of seismic survey done in the past couple of decades will need to be done in the next 4-5 years.

At Alphageo, we are at a unique position. From a position of doing whatever orders came our way, today we are hard-pressed to cherry pick the tenders to bid for.

Interestingly, this is only one part of our excitement. There is more in store.

Search below the surface

India is a huge landmass. It is the seventh-largest country in the world, with a total area of 3,287,263 square kilometres. And we are scarcely aware of what lies beneath the surface – a miniscule patch of this expansive asset has been searched and that too for specific resources. And when we ask the overarching question 'What lies beneath?' (in terms of all possible resources) we do not have an answer – in reality we have not even scratched the surface.

The Central Government is cognizant of this reality and is working aggressively to alter this situation. It is keen to know what lies beneath (resources, minerals

etc.) every sq. inch of India's surface.

In keeping with this vision, the Government is focused on undertaking a geophysical mapping of the entire nation to get an understanding of every resource buried deep under the surface of the nation. While the herculean task was being spearheaded by the some government agencies, not much headway has been made in India's underground search for wealth.

Now the Government has decided to replicate the model used for the exploring the oil and gas sector. It started with a pilot project in the areas of minerals. Alphageo is spearheading India's search for minerals with three orders in hand.

Interestingly, the operating model for these new projects is quite similar to that of seismic survey projects done by us, the difference is the equipment and slightly altered skill sets.

What this means for Alphageo?

One, the successful implementation of these projects will open a new revenue vertical for the Company which has the potential to sustain our growth momentum over the long-term.

Two, Alphageo will feature among the few companies globally who will possess seismic and mineral exploration competencies – this could open global opportunities over the medium term.

Stepping into 2019-20

There is considerable excitement

among the team. While we will focus on completing the projects at hand, on time, we will continue to capitalise on the growing opportunities emerging out of the Indian landscape. Our combined efforts should help in improving our performance and delivering value to our shareholders.


Acknowledgment

In closing, I would like to thank our esteemed shareholders, partners and other stakeholders for believing in our story and reposing their confidence in our capability and extending their support in our long journey of endurance.

Warm regards

Dinesh Alla

Chairman & Managing Director



About us

ALPHAGEO (INDIA) LIMITED IS ONE OF THE LARGEST AND COST EFFECTIVE GEOPHYSICAL SEISMIC SERVICE PROVIDER.

Whereabouts

- Headquartered in Hyderabad, India the Company's business
- Possess a working experience across 13 states in India as well as Myanmar and Republic of Georgia.
- Equity share listed on the BSE Limited and the National Stock Exchange of India Limited

Services

A leading geophysical services company providing a comprehensive range of services including seismic data acquisition, seismic data processing and interpretation services.

Team

Spearheaded by Mr. Dinesh Alla, the Company's business operations are managed by

a team of experienced and enthusiastic professionals.

Clients

The Company's clients include large national and international oil majors like ONGC, Oil India Limited, GAIL (India), Petronas Carigali Inc. etc.

Vision

We envision to emerge as a leading geophysical services player with global operations to deliver time-critical, quality data at competitive prices.

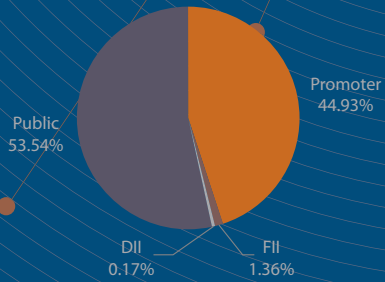
Mission

Our mission is to emerge out as Industry's premier provider of cost effective seismic services and geophysical solutions. We strive to deliver high quality services while maintaining a safe, enjoyable and challenging workplace for our employees. We hold in highest regard the environment and communities in which we work. We are committed to provide excellence in all that we do and through this, create value for all our stakeholders.

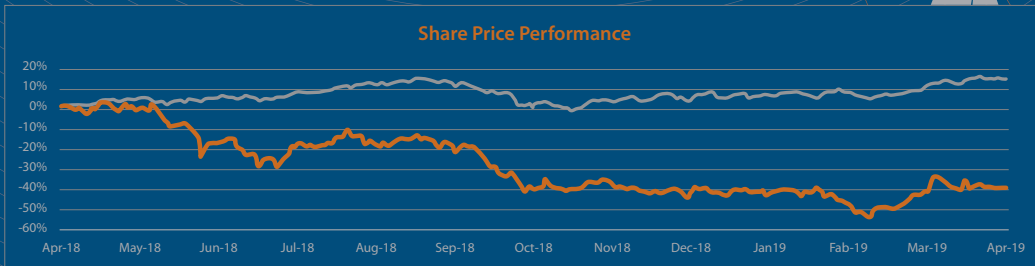




Shareholding Pattern as on 31st March, 2019




Share Price Performance



GROWING STRONGER – YEAR ON YEAR


STANDALONE OPERATIONS




Revenue
(₹ lakhs)



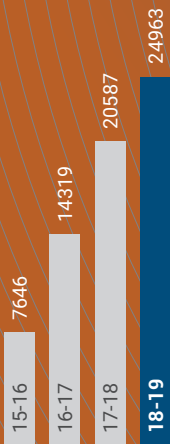
EBITDA
(₹ lakhs)



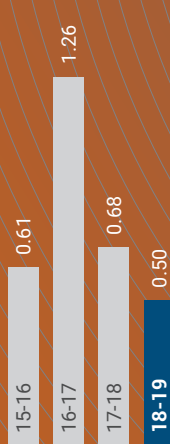
Net Profit
(₹ lakhs)



Net Cash Flow from
Operations
(₹ lakhs)



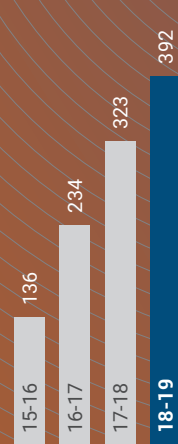
Networth
(₹ lakhs)



Debt-equity
(X)

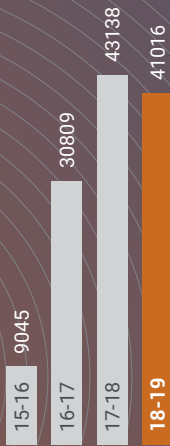


Earnings per share
(₹)



Book value per
share (₹)

GLOBAL OPERATIONS



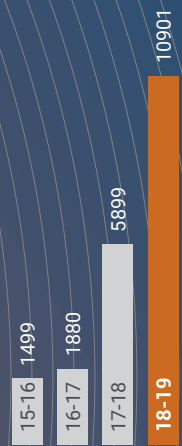
Revenue
(₹ lakhs)



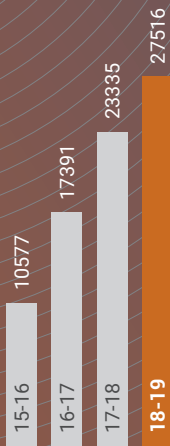
EBITDA
(₹ lakhs)



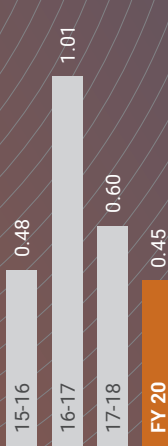
Net Profit
(₹ lakhs)




Net Cash Flow from
Operations
(₹ lakhs)



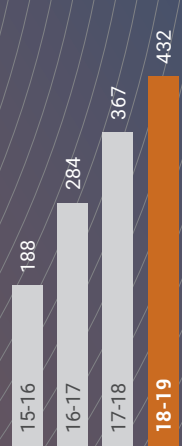
Networth
(₹ lakhs)



Debt-equity
(₹)



Earnings per share
(₹)



Book value per
share (₹)

BUSINESS HIGHLIGHTS



New business

Received an order from ONGC Ltd for conducting of 2D Seismic Data Acquisition Services in South Geleki Area of Assam & Assam Arakan Basin for an estimated contract value of ₹14.45 crore (exclusive of taxes)

Received a contract from ONGC Ltd for acquisition of 2D Seismic Data in Ganga-Punjab Basin for estimated contract value ₹33.89 crore (exclusive of taxes)

Received an order from the Geological Survey of India for conducting Airborne Geophysical Surveys in India for an estimated contract value of ₹45.88 crore.

Alphageo was so far conducting the land seismic data acquisition,

processing and interpretation services for exploration of hydrocarbons. Airborne Geophysical Surveys is a new and diversified activity and for mineral exploration in and around Obvious Geological Potential Areas in India.

Received an order from the Geological Survey of India for conducting Ground Geophysical Mapping Survey for creating gravity and magnetic maps with high-quality data on-ground to delineate the subsurface geology and structures which will help in identification of the target areas for mineral exploration for an estimated contract value of ₹4.49 crore. (exclusive of taxes). This is also a new and diversified activity for the Company.

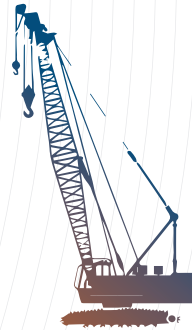
Business operations

- The Company covered 8,529 LKM in 2D Seismic survey and 215 Sq Km in 3D Seismic survey.
- The Company started operations after the monsoon in different contract areas at varying times from early October into mid-December (in the North East). The optimal crew utilisation declined during this quarter in the Gujarat areas due to some unforeseen civil problems that led to 3 crews commencing operations only towards the last week of October. This has consequently led to a drop in revenue for the year.

- Completed the project of Oil India Ltd (Acquisition of 2,360 LKM 2D Seismic Data Acquisition from the Un-appraised Areas of North-East India covering parts of Assam & Arunachal Pradesh) on time.

Projects under operations as on March 31, 2019

- The Project for Geophysical Mapping survey for mineral exploration with Geological Survey of India is at an advanced stage of commencement of operations in June 2019.
- The project for Airborne Geophysical Surveys for mineral exploration is in mobilisation stage and is expected to commence



operations in June 2019.

- Participated in two summits namely Valorem Conference 2019 (Mumbai) and Petrotech 2019 (New Delhi)

Others

- Awarded "FE CFO of the year 2019 in Small Enterprises Category" by Express Group
- Rating by CRISIL was upgraded from BBB+ with positive outlook to BBB+ with stable outlook

BOARD OF DIRECTORS

MR. DINESH ALLA

Chairman and Managing Director

Mr. Dinesh Alla, is a Promoter Director and the Chairman and Managing Director of the Company. He is a post graduate from BITS, Pilani. He has very rich experience and a deep knowledge about the seismic survey industry and has immensely contributed to the growth of the Company by his incisive and broad based knowledge. Under his able guidance, the Company has successfully executed many seismic survey contracts in various terrains. He is the chief architect in building/growing the Company to be one of the biggest and most preferred vendors by major Oil Companies. He is also Chairman of Securities Issue Committee and Corporate Social Responsibility Committee of Board of Directors of the Company.

MRS. SAVITA ALLA

Joint Managing Director

Mrs. Savita Alla is Joint Managing Director of the Company. She is a post graduate in Management studies from BITS, Pilani. She has served in various Managerial positions in the corporate sector and has multifaceted experience in quality management systems, customer relationship management and entrepreneurial skills. She is a Member of Corporate Social Responsibility Committee and Stakeholders Relationship Committee of the Board of Directors of the Company.

MR. RAJESH ALLA

Director

Mr. Rajesh Alla is a Director of the Company. He is a post graduate engineer from Carnegie Mellon University, Pittsburgh, USA – a premier institute for Artificial Intelligence Research. After his graduation he worked in the Robotics Institute, Carnegie-Mellon University. He specialized

in Image Processing, Computer Vision and Robotics. He is Member of Audit Committee, Nomination and Remuneration Committee, Stakeholders Relationship Committee and Securities Issue Committee of Board of Directors of the Company.

MR. RAJU MANDAPALLI

Independent Director

Mr. Raju Mandapalli is a graduate in Science in Botany, Geology & Chemistry and Masters in Geology from Andhra University, Waltair. He has an employment record of 37 years in Geological Survey of India in various positions from Engineer (Geology div.) to Director General, HOD and retired on superannuation. He specialises in the fields of Mineral Investigation, Engineering Geology, Landslide Hazard Projects, etc. He has authored many technical reports, articles in journals and publications, etc. He is also Member of the Audit Committee of Board of Directors of the Company.

MANAGEMENT DISCUSSION AND ANALYSIS

The global economy

A CONFLUENCE OF DIVERSE FACTORS WEIGHED ON GROWTH.

After strong growth in 2017 and early 2018, global economic activity slowed notably in the second half of 2018, reflecting a confluence of factors affecting major economies. China's growth declined following a combination of needed regulatory tightening to rein in shadow banking and an increase in trade tensions with the United States.

The euro area economy lost more momentum than expected

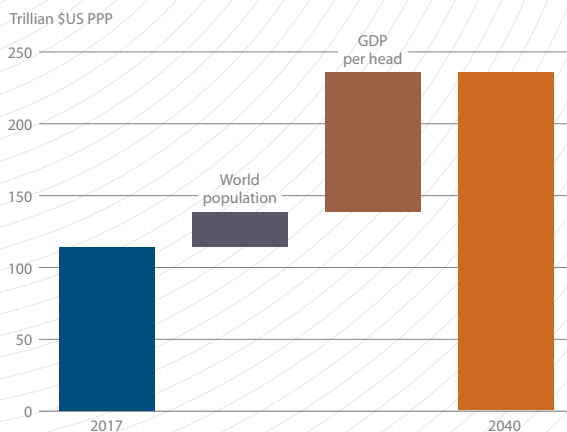
as consumer and business confidence weakened and car production in Germany was disrupted by the introduction of new emission standards; investment dropped in Italy as sovereign spreads widened; and external demand, especially from emerging Asia, softened. Elsewhere, natural disasters hurt activity in Japan. Trade tensions increasingly took a toll on business confidence and, so, financial market sentiment worsened, with financial conditions tightening for vulnerable emerging markets in the spring of 2018 and then in advanced economies later in the year, weighing on global demand.

As a result of all these contributing factors, global economic growth is now projected to slow from 3.6% in 2018 to 3.3% in 2019.

Outlook for tomorrow:

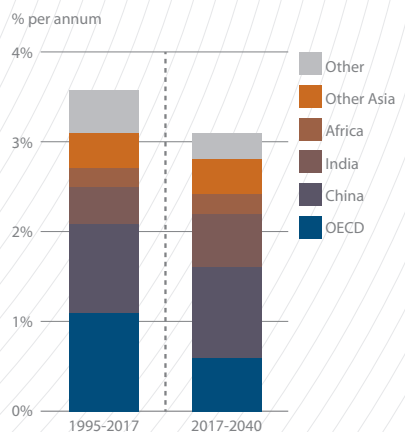
Compared to the projections for 2019, the global economy is expected to show signs of recovery and return to 3.6% growth in 2020. The projected pick up in the second half of 2019 is expected to ride on an ongoing buildup of policy stimulus in China, improvement in the global financial market sentiment, growth in the euro area and stabilisation of conditions in stressed emerging market economies such as Argentina and Turkey.

Increase in global GDP, 2017-2040



(Source: BP Energy Outlook 2019)

Global GDP growth and regional contributions



The Indian economy

THE SHINING STAR OF THE GLOBAL ECONOMY DULLED A LITTLE.

India's GDP declined for a second year in succession - from 8% in 2016-17 to 7.2% in 2017-18 to 6.8% in 2018-19. And, experts suggest that the Indian economy is on the brink of a slowdown.

This is because fiscal 2018-19 which was looked upon as a year of considerable promise did not live up to expectations. The economy slid with every successive quarter – from 8% in Q1 to 6.5% in Q4.

India's industrial production contracted by 0.1% in March, 2019, the lowest in 21 months, mainly due to manufacturing sector slow down. On annual basis, IIP growth slowed to three-year low of 3.6% in the 2018-19 fiscal as against 4.4% in the previous fiscal.

Despite the dulled environment, there were some positives which hold promise for a brighter tomorrow:

- A growth in tax revenues (net of states' share) to 8.1 percent of GDP in 2018-19 has helped the Centre in balancing its fiscal discipline
- India moved up by 23 places in the World Bank's Ease of Doing Business Index 2018 to the 77th rank.

But there is a concern. India could be heading towards an economic slowdown. The Ministry of Finance in its Monthly Economic Report of March 2019 warned that India's economy appears to have slowed down slightly in 2018-19. The proximate factors responsible for this slowdown include declining growth of private consumption, a tepid increase in fixed investment, and muted exports.

Estimates for 2019 and beyond:

According to Moody's, the Indian economy is expected to grow at 7.3% in calendar years 2019 and 2020. The government spending announced ahead of the general elections in 2019 is expected to support near-term growth.

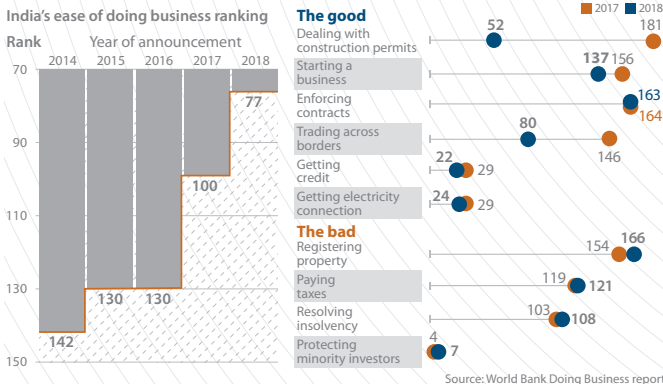
The International Monetary Fund (IMF) have forecast India's GDP growth at 7.3% in 2019 (2019-20) and 7.5% in 2020. Their optimism is based on the continued recovery of investment and robust consumption amid a more expansionary stance of monetary policy and some expected impetus from fiscal policy.

Asian Development Bank and the RBI estimate GDP growth for 2019-20 at 7.2% (from the earlier projection of 7.4%) owing to the rising risks from global economic growth as well as weakening domestic investment activity.

Moving up the pecking order

India climbs 23 places in World Bank's rankings

It's the only nation to have made it to the list of top 10 improvers for the second consecutive year.



India retains its position as the global shining star. India continues to retain its position as the world's fastest-growing major economy, on the back of improved investor confidence and better policy reforms. The IMF's database also suggested that India's contribution to world growth has increased from 7.6% during 2000-2008 to 14.5% in 2018.

GLOBAL ENERGY MARKET

The energy market in 2018

Global primary energy grew by 2.9% in 2018 – the fastest growth seen since 2010. This occurred despite a backdrop of modest GDP growth and strengthening energy prices.

This growth was largely driven by China, US and India which together accounted for around two thirds of the growth. Relative to recent historical averages, the most striking growth was in the US, where energy consumption increased by a whopping 3.5%, the fastest growth seen for 30 years and in sharp contrast to the trend decline seen over the previous 10 years.

The strength in energy consumption was pretty much reflected across all the fuels, most of which grew more strongly than their historical averages. This acceleration was particularly

pronounced in natural gas demand, which increased 5.3%, one of its strongest growth rates for over 30 years, accounting for almost 45% of the entire growth in global energy consumption. Coal demand (1.4%) also increased for the second consecutive year, following three years of declines. Growth in renewable energy (14.5%) eased back slightly relative to past trends although remained by far the world's fastest growing energy source.

Long-term outlook

The demand for energy is set to increase significantly driven by increases in prosperity in the developing world.

World GDP is expected to more than double by 2040 driven by increasing prosperity in fast-growing developing economies. The improvement in living standards will result in an increase in energy demand, driven by India, China and other Asia which together account for two-thirds of the increase.

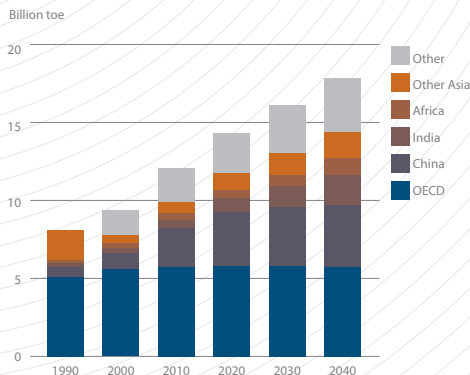
Despite this increase in energy demand, around two-thirds of the world's population in 2040 will continue to live in countries where average energy consumption per head is relatively low, highlighting the need for 'more energy'. The world will continue to electrify, with around three-quarters of the increase in primary energy absorbed by the power sector.

Moreover, there will be an interesting transition in the global pattern of energy demand in the world with the developing world increasing its role as the main market for energy consumption.

Much of the increase in energy demand is expected to be concentrated in developing Asia (India, China, and Other Asia), where rising prosperity and improving living standards support increasing energy consumption per head.

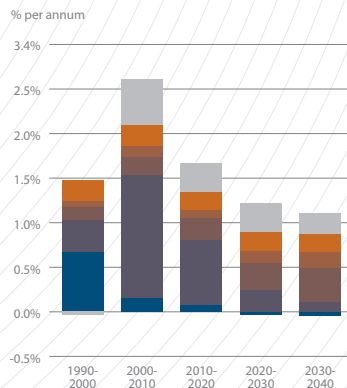
Energy demand transition underway

Primary energy consumption by region



(Source: BP Energy Outlook 2019)

Primary energy growth and regional contributions



GLOBAL OIL INDUSTRY

The year 2018 turned out to be quite interesting for the oil and gas industry. As projected at the end of 2017, 2018 was said to be the 'year of recovery in oil and gas' and it did reach a level of stability with the rising oil prices and growth of recruitment across the industry.

Demand: Oil demand provided a relatively stable backdrop, continuing to grow robustly, increasing 1.4 Mb/d in 2018. The growth in demand was dominated by the developing world, with China (0.7 Mb/d) and India (0.3 Mb/d) accounting for almost two thirds of the global increase. But relative to the past 10 years or so, the big outlier was the US, where oil demand grew by 0.5 Mb/d in 2018, its largest increase for well over 10 years, boosted by increased demand for ethane as

new production capacity came on stream.

Supply: On the supply side, global production grew by a whopping 2.2 Mb/d, more than double its historical average. The vast majority of this growth was driven by US production, which grew by 2.2 Mb/d – the largest ever annual increase by a single country. Since 2012 and the onset of the tight oil revolution, US production (including NGLs) has increased by over 7 Mb/d – broadly equivalent to Saudi Arabia's crude oil exports – an astonishing increase which has transformed the structure of the US economy and global oil market dynamics. Largely as a consequence, US net oil imports shrunk to less than 3 Mb/d last year, compared with over 12 Mb/d in 2005. Russian production hit a post-Soviet record in 2018. Moreover Saudi Arabia also recorded a near record high production.

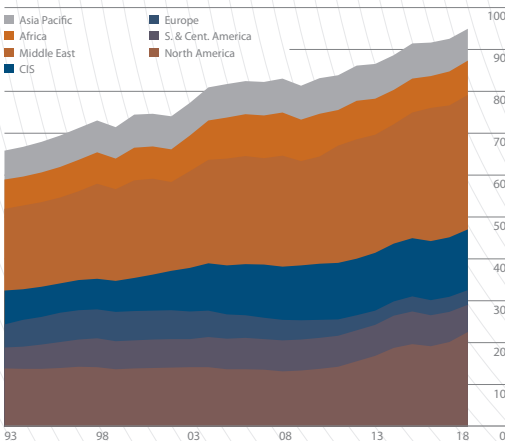
Price movement: 2018 was another rollercoaster year for oil markets, with prices starting the year on a steady upward trend, reaching the dizzy heights of US\$85/bbl in October, before plunging in the final quarter to end the year at close to US\$50/bbl.

The price recovery for most part of 2018 has been a result of various factors, including sustained success of the production restraint agreement between OPEC and non-OPEC countries in force since the beginning of 2017, less oil coming to market from challenged producers, and continued strong global oil demand growth.

But towards the close of 2018, worries of an economic slowdown and excess supply dragged oil prices from multi-year highs reached in October 2018.

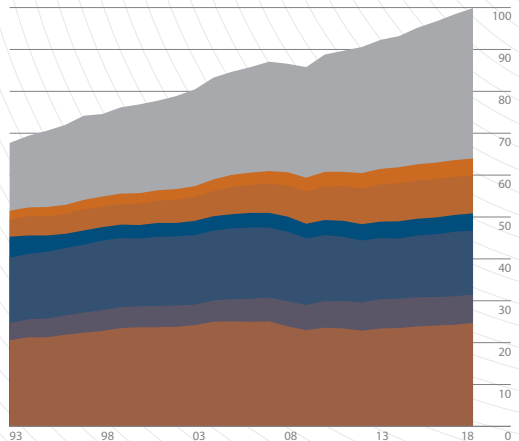
Oil: Production by region

Million barrels daily



Oil: Consumption by region

Million barrels daily



Global oil production increased by 2.2 million b/d in 2018. Growth was heavily concentrated in US (2.2 million b/d), Canada (410,00 b/d) and Saudi Arabia (390,00 b/d) while oil production declined sharply in Venezuela (-580,00 b/d) and Iran (-310,000 b/d). OPEC production declined by 330,000 b/d while non-OPEC production increased by 2.6 million b/d. Oil consumption in 2018 grew by an above average 1.4 million b/d. China (680,000 b/d) and the US (500,000 b/d) accounted for the majority of this year's growth.

(Source: BP Statistical Review of World Energy 2019)

GLOBAL OIL PROSPECTS IN 2019

Energy Information Administration (EIA) forecasts that crude oil production in the Organisation of the Petroleum Exporting Countries (OPEC) will average 30.3 million barrels per day (b/d) in 2019, down by 1.7 million b/d from 2018.

In 2020, EIA expects OPEC crude oil production to fall by 0.4 million b/d to an average of 29.8 million b/d. Production in Venezuela and Iran account for most of the OPEC output declines in 2019 and in 2020, but EIA expects these declines to be partially offset by production increases from other OPEC members.

EIA forecasts global oil inventories will decline by 0.2 million b/d in 2019 and then increase by 0.1 million b/d in 2020. Global demand outpaces supply in 2019 in EIA's forecast, but global liquid

fuels supply then rises by 1.9 million b/d in 2020, with 1.5 million of that growth coming from the United States. Global oil demand rises by 1.5 million b/d in 2020 in the forecast, up from expected growth of 1.4 million b/d in 2019

Crude and geopolitics: Following a year of dramatic dynamics in geopolitics, trade and economic policies, 2019 could be an eventful year.

It is expected that geopolitical conflicts in some of the world's major resource producing regions could get more intense in 2019. As the US sanctions bite into Iran's oil exports, they will put the Middle East at the forefront of these risks.

The evolving contours of the US-Russia bilateral relationship also hold the potential to impact the crude market considerably. The traditional areas of US influence in the Middle East are being increasingly encroached

upon by Russia. Clashes between the world's largest producer of energy and the biggest consumer of crude are turning out to be in a manner not observed since the Cold War.

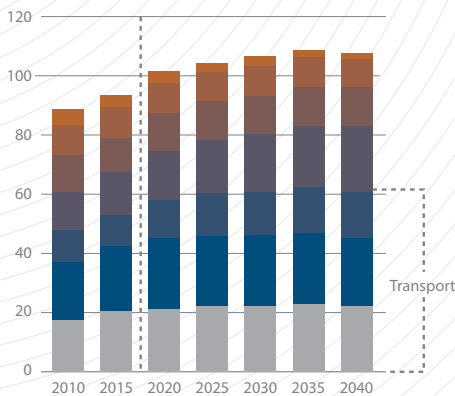
Long term outlook

Credible estimates suggest that oil will continue to play a significant role in the global energy system in 2040, with the level of oil demand in 2040 ranging from around 80 Mb/d to 130 Mb/d.

To meet this demand, significant levels of investment will be required. Moreover, if future investment is limited to developing existing fields and there are no investment in new production areas, global production is expected to decline at an average rate of around 4.5% p.a. (based on International Energy Agency's (IEA) estimates), implying that global oil supply would be only around 35 Mb/d in 2040.

Liquids demand

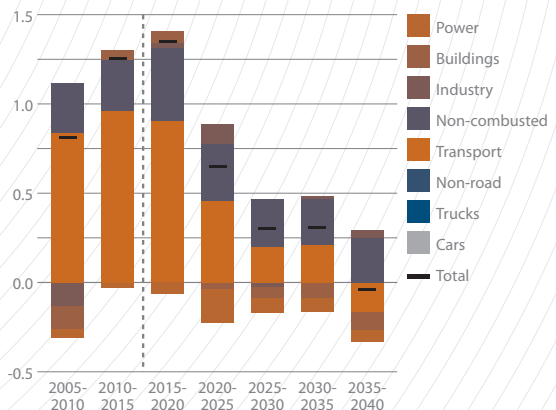
Mb/d



Cars include 2- and 3-wheelers. Trucks includes most SUVs

Liquids demand growth

Mb/d, average annual growth



(Source: BP Energy Outlook 2019)

GLOBAL NATURAL GAS SPACE

Natural gas is in the midst of a rapid growth phase. Since 2010, average global gas consumption has grown by 1.8% per year, making it the fastest growing energy source other than renewable power. In that time, the global gas industry has gone through a significant transformation, characterised by the North America shale boom, the rapid growth of LNG, and the development of new gas markets in Asia and the Middle East. This growth is as a result of the multiple benefits offered by gas as a clean, abundant, flexible, and cost-effective fuel.

Global natural gas sector in 2018

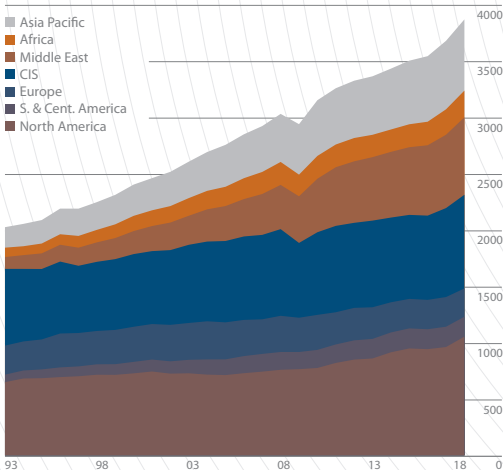
2018 was a bonanza year for natural gas, with both global consumption and production increasing by over 5%, one of the strongest growth rates in either gas demand or output for over 30 years. The primary reason for this upsurge was the US, accounting for almost 40% of global demand growth and over 45% of the increase in production.

US gas production increased by 86 bcm, an increase of almost 12%, driven by shale gas plays. US gas consumption increased by 78 bcm last year – roughly the same growth as the country achieved over the previous six years. Outside of the US, the growth in

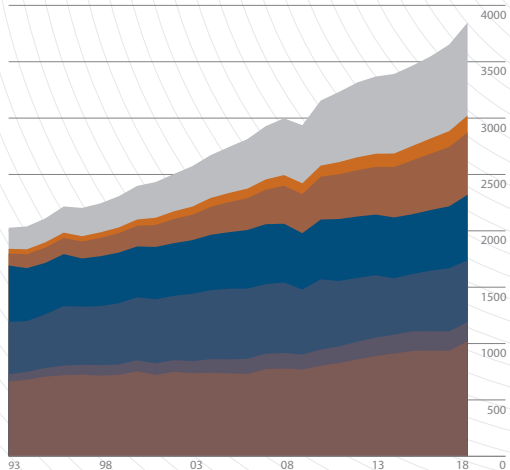
global gas demand was relatively concentrated across three other countries: China (43 bcm), Russia (23 bcm) and Iran (16 bcm), which together with the US, accounted for 80% of global growth.

Global LNG supplies continued their rapid expansion last year, increasing by almost 10% (37 bcm) as a number of new liquefaction plants in Australia, US and Russia were either started or ramped up. For much of the year, the strength of Asian gas demand, led by China, was sufficient to absorb these increasing supplies.

Natural gas: Production by region
Billion cubic metres



Natural gas: Consumption by region
Billion cubic metres



Gas production and consumption registered record-high volumetric increases in 2018. Production increased by 5.2%, the highest rate since 2010 and more than double the 10-year average growth rate of 2.3%. US (86 bcm) and Russia (34 bcm) accounted for almost two thirds of global growth. Similarly, gas consumption increased by 5.3%, with the US (78 bcm) registering the strongest growth on record. China also saw above-average growth of 17.7% (43 bcm).

(Source: BP Statistical Review of World Energy 2019)

GLOBAL NATURAL GAS PROSPECTS IN 2019

Energy Information Administration (EIA) forecasts that dry natural gas production will average 90.3 billion cubic feet per day (Bcf/d) in 2019, up 6.9 Bcf/d from 2018. EIA expects natural gas production will continue to grow in 2020 to an average of 92.2 Bcf/d.

Natural gas inventories ended March at 1.2 trillion cubic feet (Tcf), 16% lower than levels from a year earlier and 29% lower than the five-year (2014–18) average. EIA forecasts that natural gas storage injections will outpace the previous five-year average during the April-through-October injection season and that inventories

will reach 3.7 Tcf at the end of October, which would be 15% higher than October 2018 levels and about equal to the five-year average.

Long-term outlook

Natural gas is expected to grow strongly, supported by broad-based demand, plentiful low-cost supplies, and the increasing availability of gas globally, aided by the growing supplies of liquefied natural gas (LNG).

Natural gas could grow at an average rate of 1.7% p.a. - increasing nearly 50% by 2040 - the only source of energy, along with renewables, whose share in primary energy increases over to 2040.

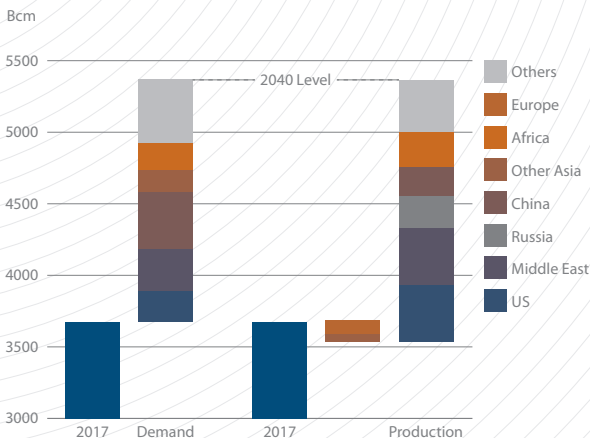
Growth in gas demand will be

widespread, increasing in almost every country and region. The increase is driven in broadly equal amounts by use in power and industry. Transport records the fastest growth, albeit with small volumes.

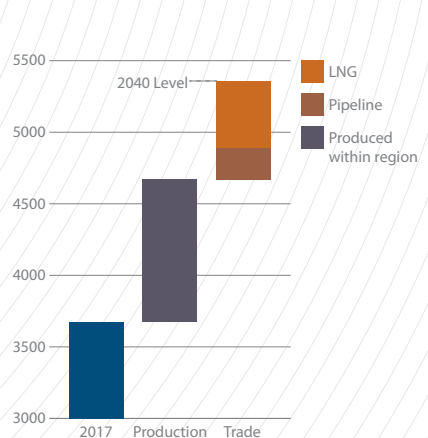
The increased industrial demand for gas will be largely driven by developing economies as they continue to industrialise, especially in regions with large gas resources (Middle East, Africa). Coal-to-gas switching, especially in China, also supports gas demand in industry.

Global gas production is led by the US and Middle East (Qatar and Iran) – who together account for almost 50% of the growth in gas production– supported by strong increases in output in both China and Russia.

Gas demand and production, 2017-2040



Gas trade, 2017-2040



(Source: BP Energy Outlook 2019)

INDIA'S ENERGY SPACE

Energy consumption in developing countries has been rising quickly and significantly faster than in developed countries.

Today, India is one of the largest consumers of energy in the world, being the third largest producer of power in the world. India is passing through the most energy-intensive phase of its economic growth.

The world's per capita energy use is 1919.4 kg of oil equivalent

(kgoe) while the per capita energy use in India is 637.4 kgoe, which is only 33% of the world average.

However, India is expected to increase threefold its energy consumption by 2035 to 1,516 million tonnes of oil.

INDIA'S POTENTIAL AND PROSPECTS

The sedimentary basins of India, onland and offshore up to the 200m isobath, have an area extent of about 1.79 million sq. km. So far, 26 basins have been recognised and they have been

divided into four categories based on their degree of prospectivity as presently known. In the deep waters beyond the 200m isobath, the sedimentary area has been estimated to be about 1.35 million sq. km. The total thus works out to 3.14 million sq. km.

But the Indian hydrocarbon basins remain underexplored. Despite possessing over 3 million sq. km. of sedimentary basins, the number of exploration wells drilled in India in any year is less than 500 against several thousands of wells drilled in North America.



INDIAN CRUDE OIL SPACE

India's crude oil production for 2018-19 dropped 4.15% to 34.2 million tonne (MT), compared to 35.68 MT during the financial year 2017-18.

State-run Oil and Natural Gas Corporation (ONGC) saw 5.4% drop in its crude production during 2018-19 to 21.04 MT versus 22.25 MT during 2017-18. Some of the reasons for lower production include decline in pressure or potential in GS-4 Gas cap reservoir in Gandhar field. Oil India Ltd (OIL) saw a decline in its crude oil production by 2.46% to 3.3 MT during 2018-19 compared to 2017-18. Crude oil production by the private sector and joint ventures was also down 1.9% between the same period.

The country's oil consumption grew from 206.2 million tonnes in 2017-18 to 211.6 million tonnes in 2018-19 – a jump of 2.6%

With consumption growing at a brisk pace and domestic output declining, India's oil import dependence increased from 82.9% in 2017-18 to 83.7% in 2018-19.

According to Petroleum Planning and Analysis Cell, India spent US\$ 111.9 billion on oil imports in 2018-19, up from US\$ 87.8 billion in the previous fiscal year.

For the current fiscal (2019-20), it is projected that crude oil imports will rise to 233 million tonnes and foreign exchange spending on it to marginally increase to US\$ 112.7 billion.

INDIAN NATURAL GAS SEGMENT

Natural gas production during 2018-19 showed a marginal increase of 0.69%. Cumulative natural gas production stood at 32873.37 million metric standard cubic meter (MMSCM), compared to 32649.31 MMSCM during the same period in 2017-18.

Natural gas production by ONGC during 2018-19 was 24674.65 MMSCM, 5.31% higher than the production during the corresponding period of the last year. Natural gas production by OIL during 2018-19 also declined 5.54% compared to the previous year. Production of natural gas by the private sector and joint ventures was lower by 13.59% during the period under review.



India hit by end to waivers

India will be hit by the US administration's decision to end waivers that allowed the import of crude oil from Iran without facing U.S. sanctions. Iran has been one of India's top and most preferred sources of crude oil over the years. In 2018-19, 10.9% of India's crude demands were met by imports from Iran. This is because, Iran's crude oil exports to India are available on favourable terms of pricing and credit:

- India gets credit period of 90 days from Iran, compared to 30 days in general, thereby giving more space to domestic Indian refiners in terms of more floating money, and lower borrowings.
- India also gets the option to import crude oil on cost, insurance and freight (CIF) basis from Iran, as opposed to a free-on-board (FOB) model, thereby saving the freight and insurance charges.

About the Company

A DOMINANT PLAYER IN ITS BUSINESS SPACE IN INDIA

Alphageo is India's largest onland integrated seismic services player in the private sector which provides 2D and 3D seismic and related services (seismic data acquisition, processing and interpretation) for the oil and gas sector. Headquartered in Hyderabad, India, the Company possesses a rich experience across about 53 completed projects in vivid terrains and challenging working environments over 28 years.

Operational performance

Fiscal 2018-19 was a stable year for the Company. It covered 8,529 LKM in 2D Seismic survey and 215 Sq Km in 3D Seismic survey despite disruption in operations due to the early onset and late withdrawal of monsoon. The Company completed acquisition of 2,360 LKM 2D Seismic Data Acquisition from the un-appraised areas of North- East India covering parts of Assam & Arunachal Pradesh for Oil India Limited.

The Company's 17 crews were operational as on March 31, 2019 on 10 projects which are expected to be completed in the current year.

Analysis of Financial Statements (based on Standalone Financial Statements)

From a financial perspective, the Company's performance took a marginal dip as revenue and profits declined marginally over the previous year. Despite this, the Company continued to strengthen its position by deleveraging its financial statements.

Statement of Profit and Loss

Inclement weather took a toll on the Company's operations at certain sites. This impacted revenue generation. Consequently, revenue declined by 5.67% from ₹42944 lakh in 2017-18 to ₹40508 lakh in 2018-19. Optimum utilisation of available funds resulted in a healthy increase in other income from ₹106 lakhs in 2017-18 to ₹505 lakhs in 2018-19.

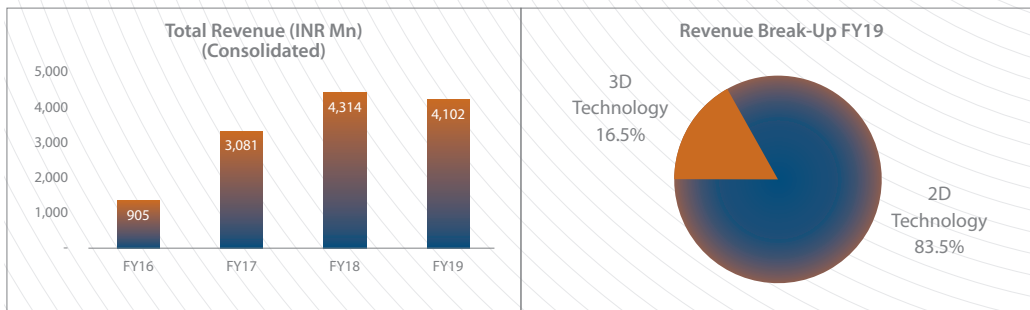
Geophysical survey and related expenses during 2018-19 stood at ₹27508 lakhs (67.91% of

operational income) against ₹27809 lakhs in 2017-18 (64.76% of operational income). The deployment of additional crew (17 against 14 in the previous year) to manage the increased work resulted in an increase in geophysical survey and related expenses. Employee benefit expenses for 2018-19 at ₹2149 lakhs were lower than that of 2017-18 at ₹2289 lakhs as certain special incentives were paid during the 2017-18.

A decline in revenue from operations impacted business profitability. EBITDA declined from ₹11858 lakh in 2017-18 to ₹10157 lakh in 2018-19 and EBITDA margin dipped from 27.61% to 25.07% for the current year.

Interest expense for 2018-19 stood at ₹125 lakhs against ₹346 lakhs in 2017-18 owing to reduced debt. Also, other borrowing costs representing loan processing, Bank Guarantee commission etc. for 2018-19 stood at ₹172 lakhs against ₹210 lakhs in 2017-18.

Tax expense, current and deferred, decreased from ₹3046 lakhs in



2017-18 to ₹2695 lakhs in 2018-19. The effective tax rate stood at 35.07% of PBT for 2018-19 against 35.13% in 2017-18.

Profit after tax also declined from ₹5623 lakhs in 2017-18 to ₹4990 lakhs in 2018-19. The Earnings per share for 2018-19 stood at ₹78.40 per Equity Share of ₹10/- each against ₹88.80 per Equity Share in 2017-18.

Balance Sheet

The capital employed in the business increased from ₹34634 lakh as on March 31, 2018 to ₹37460 lakh as on March 31, 2019. This increase was primarily on account of an increase in shareholders' fund – from ₹20587 lakh as on March 31, 2018 to ₹24962 lakh as on March 31, 2019 – owing to plough back of year-end profit. The Equity share capital remained unchanged during the year. The Book Value per Share as on March 31, 2019 stood at ₹392.20 against ₹323.46 as on

March 31, 2018. Reserves and Surplus (Other Equity) increased from ₹19949 lakhs as on March 31, 2018 to ₹24325 lakhs as on March 31, 2018.

Total outside liabilities as on March 31, 2019 stood at ₹12497 lakhs against ₹14046 lakhs as on March 31, 2018. The debt equity ratio stood at 0.50x as on March 31, 2019 against 0.68x as on March 31, 2018.

The Company enjoyed working capital limits of ₹12480 with banks as on March 31, 2019. It utilised fund-based working capital loans of ₹2776 lakhs against a limit of ₹4000 lakhs as on March 31, 2019. Of the ₹8480 lakhs non-fund based limit, the Company utilised ₹8278 lakhs as on March 31, 2018.

The working capital position was healthy. Trade receivables declined from ₹19597 lakhs as March 31, 2018 to ₹16393 lakhs as on March

31, 2019. Trade payables on the other hand increased from ₹7830 lakhs to ₹7042 lakhs over the same period. Moreover, cash and cash equivalents (cash in hand, balances with banks in current accounts and investment in liquid debt funds) increased from ₹551 lakhs as on March 31, 2018 to ₹8175 lakhs as on March 31, 2019.

The surplus from business operations were invested in short-term Debt Funds. For the year ended March 2019, earning from investments was ₹316 lakhs with an effective yield of 8.27%. As on March 31, 2019 the cost of investment stood at ₹6907 lakhs.

The net Working Capital as on March 31, 2019 stood at ₹14863 lakhs as on March 31, 2019 (current ratio at 2.20) against ₹8839 lakhs as on March 31, 2018 current ratio 1.64).

Significant changes i.e. change of 25% or more in the key financial ratios

In accordance with the amendments notified by SEBI in Regulation 17 of the SEBI (Listing Obligation and Disclosure Requirement) Regulation, 2015 on 9th May, 2018, the details of significant changes i.e. change of 25% or more in the key financial ratios as compared to the immediately previous financial year along with detailed explanations are reported hereunder

Particulars	2018-19	2017-18	Change (%)	Reason for change
Debtors Turnover Ratio	2.25	2.43	(7.39)	-
Interest Coverage Ratio	25.16	16.32	54.17	Interest declined owing to reduced debt.
Current Ratio	2.20	1.64	34.15	Working capital position improved over the previous year.
Debt-Equity Ratio	0.50	0.68	(26.47)	Debt repaid during the year.
Operating Profit Margin (%)	25.07	27.61	(9.2)	-
Net Profit Margin (%)	12.32	13.10	(5.95)	-
Return on Net Worth (%)	21.91	32.22	(32.00)	Reduced profit after tax for the current year and enhanced average network.



HUMAN RESOURCE

Alphageo believes that its intellectual capital represents an invaluable asset. In line with this, the Company has positioned employee engagement as a key priority through its people-centric policies and initiatives.

The Company's knowledge enhancement focus has helped create an organisation which is recognised as a 'center of learning and excellence'. It has consistently worked on, not only increasing its workforce, but ensuring that its people competencies are enhanced in line with changing business needs. As a result, the Company enjoys the support of a committed and well satisfied human capital.

These practices enable the Company to keep the attrition rate well below the industry average. The Alphageo team comprised an 223 workforce.

INTERNAL CONTROL AND IT'S ADEQUACY

At Alphageo, the internal control procedures include internal financial controls, ensuring compliance with various policies, practices and statutes considering the organisation's growth and complexity of operations. The framework constantly monitors and assesses all aspects of risks associated with current activities and corporate profile, including development risks, commercial and financial risks.

In addition, Alphageo has management reporting and internal control systems in place, that enable it to monitor performance, strategy, operations, business environment, organisation, procedures, funding, risk and internal control. The internal auditors carry out extensive audits throughout the year across all functional areas and submit their reports to the Audit Committee.

The Company has instituted a legal compliance program, supported by a robust system. The purview of this system includes various statutes, such as industrial and labour laws, taxation laws, corporate and securities laws and health, safety and environment regulations.

RISK MANAGEMENT

At Alphageo, our risk strategy is determined by a risk appetite defined for a series of risk criteria. The criteria are based on sectoral circumstances, terrain realities, liquidity available and our earnings target within accepted volatility limits. These criteria provide a reference for our operating divisions.

The Company's risk management framework encompasses strategy and operations and seeks to proactively identify, address and mitigate existing and emerging risks with a goal of making the business model emerge stronger and ensuring that profitable business growth becomes sustainable.

What are the growth prospects for the Company going forward?

The Government wishes to reduce India's import dependence for its energy requirements by 2022. This is expected to open interesting opportunities for the Company going forward. Further, the Company is also getting into Geophysical Mapping survey for mineral exploration which will be largely aligned with its core expertise. This will not only strengthen the Company's growth prospects, it also holds promise to remove seasonality in revenue accrual.

Does the Company have the wherewithal to manage the new vertical?

While the core business operation is aligned to the seismic survey operations being carried out by the Company, the new vertical does require some change in equipment. Moreover, the reading

and analysis of the data would be different. For this the Company has tied up with global partners for gaining incisive knowledge on the subject and also striving to build its own capabilities. The fact that the Company is working on two projects in this new vertical bears testimony to its knowledge and capability.

Growing costs could impact business profitability?

The Company has always maintained a conservative approach towards cost management. While the management has ensured that the quality of work is never compromised owing to cost, it has ensured that every rupee spent is properly utilised. This is reflected in the Company's impressive EBIDTA margin over the years.

Does the Company have the financial position to fund its business growth?

The Company's financial strength is reflected in its Balance Sheet. A sizeable cash and bank balance with a considerably low debt-equity ratio will enable the Company to adequate low-cost debt to fund its capital-intensive projects. Moreover, its working capital utilisation enables it to seamlessly manage any liquidity spike that may occur in day-to-day operations.

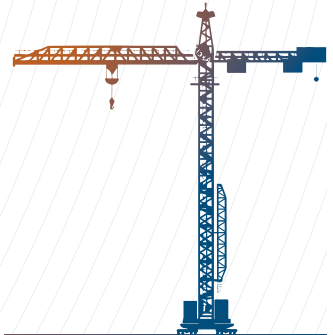
Excessive dependence on the Government could be detrimental to the Company growth prospects.

In a bid to reduce the nation's dependence on crude oil imports, the Government initiated the OALP which has attracted a number of private players to enter into India's hydrocarbon space. This will lead to interesting seismic survey

projects over the coming years. Alphageo being the largest and most experience seismic survey player in India should be able to capitalise on these emerging opportunities. In addition to providing healthy growth, it would diversify the Company's client basket.

How is the Company working on sustaining business through the year?

The Company has recently entered the mineral exploration space. This new opportunity segment will enable the Company to continue operations all through the year (unlike seismic survey). This should facilitate in optimising costs and sustaining the cash flow throughout the year.



The Company is also getting into Geophysical Mapping survey for mineral exploration which will be largely aligned with its core expertise.

PARTNERING WITH THE SOCIAL COMMUNITY

At Alphageo, we aim to play the role of a catalyst in enabling them to achieve their dreams. For we believe that empowering the nation means empowering its people. In keeping with this goal, we focus on working with communities that play a positive role in uplifting people and communities. We partner with leading not-for-profit institutions who work in the areas of education, skill development and women empowerment.

1. Youth4Jobs

Youth4Jobs is one of the largest organization of India, focusing on providing disabled youths with skill development and jobs.

2. Nanhi Kali

Nanhi Kali Project is a joint programme of K C Mahindra Education Trust (KCMET), Mumbai and Naandhi Foundation. The project was initiated in 1996 with the aim to provide primary education to unprivileged girl child of the country.

3. Save the Children

Save the Children (Bal Raksha Bharat) is located in Bangalore with a belief that every child deserves the best chance for a bright future with focus on quality education, proper healthcare facilities and protection from ill-activities such as abuse.

4. Round Table India Foundation

Round Table India Trust was formed in April 1980 with an aim to extend its support to projects undertaken by Ladies Circle India.

5. Advocates of Babies in Crisis Society

Advocates for Babies in Crisis was started in 2013 in Hyderabad. It has established a strong relationship with the orphans and continue to work with them in improving the living and medical conditions.

₹ **23.05** lakhs
Contribution to community
development in 2018-19



Directors' Report

To
The Members

Your Directors take pleasure in presenting the 32nd Annual Report on business and operations of the Company along with its Audited Financial Statements, both standalone and consolidated, for the financial year ended March 31, 2019.

Financial Highlights

The financial results of the Company for the year ended March 31, 2019 are summarized below:

(₹ in lakhs)

Particulars	Company		Group	
	2018-19	2017-18	2018-19	2017-18
Revenue from Operations	40,508	42,944	40,508	42,944
Other Income	507	168	508	194
Total Revenue	41,015	43,112	41,016	43,138
Profit Before Finance costs and Depreciation	10,664	12,026	10,745	12,475
Finance Cost	297	555	298	556
Depreciation and Amortisation	2,682	2,802	3,201	3,393
Profit Before Tax	7,685	8,669	7,246	8,526
Tax Expenses	2,695	3,046	2,705	3,078
Profit After Tax	4,990	5,623	4,541	5,448
Earnings Per Share of ₹ 10/- each				
Basic (₹)	78.40	88.80	71.35	86.05
Diluted (₹)	78.40	88.80	71.35	86.05

Standalone and Consolidated Financial Statements

The Standalone and Consolidated Financial Statements of the Company have been prepared in accordance with Indian Accounting Standards ('Ind AS') notified under Section 133 of the Companies Act, 2013 read with the Companies (Indian Accounting Standards) Rules, 2015.

Operational and Financial Performance

Standalone Operations

The seamless efforts, expertise and efficiencies garnered over the years, made it possible in operating highest number of crews simultaneously in providing seismic data acquisition services during the year. However, the effect of events that took place beyond the management control in having lesser operational days during the current financial year resulted in income from operations for 2018-19 of ₹40508 lakhs marginally lower than that of ₹42944 lakhs for 2017-18; the profit before tax as ₹7685 lakhs and the profit after tax of ₹4990 lakhs for 2018-19. The Equity of the Shareholders, on standalone basis, has enhanced from ₹20587 lakhs as on March 2018 to ₹24962 lakhs as on March 31, 2019.

The Company has been awarded, during the year besides orders worth of ₹4471 lakhs (net of taxes) for providing geophysical services for hydrocarbon exploration, the contracts worth ₹5037 lakhs (net of taxes) for providing geophysical services in the form of airborne, magnetic and gravity for mineral exploration.

Your directors are of opinion that, having sizeable executable orders on hand, the company will continue to achieve the operational and financial performance resulting in enhanced equity to the shareholders in the forthcoming financial years.

Group Operations

The operational income, on consolidated basis for 2018-19 is ₹40508 lakhs against 42944 lakhs for the previous year. The Profit before tax for 2018-19 is ₹7246 lakhs against ₹8526 lakhs in the previous year. The Profit after tax for 2018-19 is ₹4541 lakhs against ₹5448 lakhs in the previous year. The Equity attributable to equity holders of the parent as on March 31, 2018 of ₹23333 lakhs is enhanced to ₹27514 lakhs as on March 31, 2019. Irrespective of sincere efforts in obtaining viable contracts by subsidiaries, the lacklustre performance due to lack of contracts of subsidiaries resulted in lower global financial performance for the current year.

Your directors believe that the endeavours in diversifying into geophysical services for mineral explorations besides hydrocarbon exploration, the improved

hydrocarbon exploration scenario in and outside India, will result favourably in forthcoming financial years.

Share Capital

During the year under review, the Company has not issued or allotted any shares of the Company. The number of Equity Shares of ₹10/- fully paid up as on March 31, 2019 is 63,64,767. The Company does not have any outstanding warrants or any convertible instruments as on March 31, 2019.

Transfer to Reserves

The Company has not transferred/ appropriated any amount to the General Reserve, retaining the entire surplus for the year ended March 31, 2019 as Balance in Profit and Loss Account.

Dividend

Your Directors are pleased to recommend a dividend of ₹8/- per Equity share of ₹10/- each for the financial year ended March 31, 2019. The dividend pay-out is subject to the approval of Members at ensuing Annual General Meeting of the Company.

Material changes and commitment, if any, affecting financial position of the Company from the end of the financial year till the date of this Report

No material changes and commitments affecting the financial performance of the Company have occurred between the end of the financial year of the Company to which the financial statements relate and the date of this Report.

Unclaimed Dividend

Section 124 of the Companies Act 2013 read with Investor Education and Protection Fund Authority (Accounting, Audit, Transfer and Refund) Rules 2016 ('the Rules') mandates the Companies to transfer dividend that has remained unpaid/unclaimed for a period of seven years from the unpaid dividend account to the Investor Education and Protection Fund (IEPF).

The details of the unclaimed dividend lying with the Company are available on the website of the Company at the web link: <http://alphageoindia.com/Unclaimed%20Dividends.htm>

Transfer of Unpaid and Unclaimed Amounts to Investor Education and Protection Fund ("IEPF")

a) Transfer of Unclaimed Dividend to IEPF

Pursuant to the provisions of Section 124 of Companies Act, 2013 read with IEPF (Accounting, Audit, Transfer and Refund) Rules 2016, dividends which remain unpaid or unclaimed for a period of seven years from the date of its transfer to unpaid dividend account are required to be transferred by the Company to Investor Education and Protection Fund ("IEPF") established by the Government of India under the provisions of Section 125 of the Companies Act, 2013.

During the year under review, there is no unclaimed dividend required to be transferred to the Account of IEPF.

b) Transfer of Shares to IEPF

Section 124(6) of Companies Act, 2013, read with IEPF (Accounting, Audit, Transfer and Refund) Rules, 2016, mandates transfer of underlying shares in respect of which dividend has not been paid or claimed for seven consecutive years or more in the name of Investor Education and Protection Fund.

During the year under review, the Company is not required to transfer shares to the IEPF Authority pursuant to the aforesaid rule.

The details of shares transferred to IEPF during the previous years are displayed on the website of the Company. The shareholders whose shares have been transferred to the IEPF Authority can claim their shares from the Authority by following the Refund Procedure as detailed on the website of IEPF Authority <http://iepf.gov.in/IEPFA/refund.html>.

Management Discussion and Analysis Report

In terms of the provisions of Regulation 34 of the SEBI (Listing Obligations and Disclosure Requirements) Regulations, 2015, Management Discussion and Analysis Report for the year under review is set out in this Annual Report.

Subsidiaries

The Company has formulated a policy for determining "Material Subsidiary" in terms of Regulation 16(c) of

SEBI (Listing Obligations and Disclosure Requirements) Regulations, 2015. The said Policy is available on the Company's website at the web link: <http://www.alphageoindia.com/Policies.htm>. The Company has no material subsidiary in accordance with the above referred regulations as on March 31, 2019.

Foreign Subsidiaries

The Company has one 100% owned foreign Subsidiary, Alphageo International Limited, incorporated in Jebel Ali Free Zone Area in Dubai and one 100% owned First Level Step Down Subsidiary, Alphageo DMCC incorporated under Dubai Multi Commodities Center (DMCC) Regulations.

Indian Subsidiaries

An Indian subsidiary named "Alphageo Marine Services Private Ltd" was incorporated during the year 2017-18 for providing marine survey services and aerial geophysical services. JSC SMNG-Centre, Moscow, a shareholder holding 26% of the shares in the subsidiary company has filed bankruptcy before the regulatory authorities of Russian Federation. No business operation has been carried on by the subsidiary company during the year 2018-19.

Another Indian Subsidiary named "Alphageo Offshore Services Private Ltd" has been incorporated on April 26, 2018 primarily for undertaking commercial activities relating to geophysical services for offshore and transition zones and general offshore related services for mining and hydrography. This subsidiary did not have any commercial operations till March 31, 2019.

A statement containing salient feature of the financial performance of the Subsidiaries is provided in Form AOC-1 as Annexure-I to this report.

In compliance with section 136 of the Companies Act, 2013, the Financial Statements of the Subsidiaries are available on the website of the Company and also will be made available upon the request by any member of the Company.

The consolidated financial statements presented by the Company include the financial results of all the subsidiary companies.

Consolidated Financial Statements

The Consolidated Financial Statements of the Company and its Subsidiaries for the financial year ended March 31, 2019 prepared in compliance with the Indian Accounting Standards notified under Section 133 the Companies Act, 2013, Section 129(3) of Companies Act, 2013 and SEBI (Listing Obligations and Disclosure Requirements) Regulations, 2015, together with Auditors' Report thereon form part of this Annual Report.

Change in the nature of business

Your Company continues to be in the business of providing Geophysical Data Acquisition, Processing and Interpretation services and there has been no change in the nature of business of the Company or any of its subsidiaries during the year under review.

Credit Ratings

CRISIL has reaffirmed its Long Term Rating 'CRISIL BBB+/Stable' and Short Term Rating 'CRISIL A2' on the bank loan facilities of the Company.

Cost Records

The Central Government has not prescribed the maintenance of cost records under sub-section (1) of section 148 of the Companies Act, 2013 for the services rendered by the Company.

Statutory Auditors

In terms of the provisions of section 139 of the Companies Act, 2013 read with Companies (Audit and Auditors) Rules, 2014, M/s Majeti & Co. Chartered Accountants, Hyderabad (ICAI Registration No. 015975S) have been appointed as Statutory Auditors of the Company to hold office from the conclusion of 30th Annual General meeting till the conclusion of 35th Annual General Meeting of the Company to be held in the calendar year 2022.

In accordance with the amendment to the provisions of Section 139 by the Companies Amendment Act 2017, notified on May 7, 2018 by the Ministry of Corporate Affairs, the appointment of Statutory Auditors is not required to be ratified by the Members at every Annual General Meeting.

Audit Report on Financial Statements

The Auditors' Report on the Financial Statements of the Company, standalone and consolidated, for the year ended March 31, 2019 is unmodified i.e. it does not contain any qualification, reservation or adverse remark which call for any further explanation.

Secretarial Auditors

Pursuant to the provisions of Section 204 of the Companies Act, 2013 and rules thereunder, M/s. D. Hanumanta Raju & Co., Practicing Company Secretaries, Hyderabad were appointed to conduct the secretarial audit of the Company for the year 2018-19. The Secretarial Audit Report issued by them is appended herewith as Annexure-II to this Report. The Secretarial Audit Report does not contain any reservation, qualification or adverse remark, which calls for any further explanation.

Directors and Key Managerial Personnel

Appointments and Re-appointments of Directors

During the year, Mrs. Savita Alla was re-appointed as Joint Managing Director of the Company with the approval of the Board of Directors for a term of 3 (Three) years effective from May 25, 2018 to May 24, 2021. Her reappointment was further approved by the members of the Company in the 31st Annual General Meeting held on September 14, 2018.

The appointment of Mr. Raju Mandapalli as an Independent Director of the Company for a term of 5 (Five) years, effective from December 4, 2017 has been approved by the members in the 31st Annual General Meeting held on September 14, 2018.

Resignation

Mr. Z. P. Marshall associated with the Company as non-executive director and as independent director since September 4, 1992, due to his advancing age had vacated his office as Director by resignation on May 18, 2018. He was equipped with vast experience, deep knowledge and insights of the industry and operations of the Company. The Board places on record its appreciation for the valuable contribution made by Mr. Z. P. Marshall during his association with the company.

Retirement by Rotation

Mr. Rajesh Alla, Non-Executive Director retired by rotation has been re-appointed as Director of the Company at the 31st Annual General Meeting held on September 14, 2018.

Further, as per the provisions of Section 152(6) of Companies Act, 2013 and in terms of the Articles of Association of the Company, Mr. Rajesh Alla retires by rotation at the ensuing Annual General Meeting and being eligible, seeks re-appointment. The Board recommends his re-appointment for the approval of the Members.

Particulars of Remuneration to Directors and Key Managerial Personnel

Particulars of Remuneration to Directors and Key Managerial Personnel as required under section 197(12) of the Act read with Rule 5(1) of Companies (Appointment and Remuneration of Managerial Personnel) Rules, 2014 as amended are given in Annexure-III and forms part of this Report.

Changes in Key Managerial Personnel

During the year, there is no change in the Key Managerial Personnel of the Company.

Number of Meetings of the Board of Directors

The Board during the financial year 2018-19 met four times viz. 18th May 2018, 6th August 2018, 12th November 2018 and 9th February 2019. The maximum interval between any two meetings did not exceed 120 days, as prescribed in the Companies Act, 2013. Detailed information regarding the meetings of the Board and various Committees of the Board are included in the report on Corporate Governance, which forms part of this Report

Audit Committee

The Audit Committee of the Board, currently headed by an Independent Director as Chairperson meets at regular intervals to discharge its terms of reference effectively and efficiently. During the year, there were no instances where the recommendations of the Audit Committee were not accepted by the Board. A detailed note on the composition, role and functions of the Audit Committee are disclosed in the Report on Corporate Governance, which forms part of this Report.

Directors Responsibility Statements under Section 134 of the Companies Act, 2013

Pursuant to the requirement under Section 134 of the Companies Act, 2013 with respect to Directors' Responsibility Statement, it is hereby confirmed that:

- i. in the preparation of the Annual Accounts of the Company, both standalone and consolidated, for the year ended March 31, 2019, the applicable accounting standards read with requirements set out under Schedule III to the Companies Act 2013, have been followed and that there are no material departures from the same.
- ii. the Directors have selected such accounting policies and made judgments and estimates that are reasonable and prudent so as to give a true and fair view of the state of affairs of the Company as at March 31, 2019 and of the profit for the year ended on that date;
- iii. the Directors have taken proper and sufficient care for the maintenance of adequate accounting records in accordance with the provisions of the Companies Act, 2013 for safeguarding the assets of the Company and for preventing and detecting fraud and other irregularities;
- iv. the Annual Accounts for the year ended March 31, 2019 have been prepared on a going concern basis;
- v. adequate internal financial controls have been laid down and such controls are operating effectively;
- vi. proper and adequate systems to ensure compliance with the provisions of all applicable laws have been devised and such systems are operating efficiently; and
- vii. there are no instances of frauds involving the officers or employees of the Company reported by the Auditor under section 143(12) of the Act during the year ended March 31, 2019.

Particulars of Remuneration to Employees

The details of remuneration to Employees, as required under Rule 5(2) read with Rule 5(3) of Companies (Appointment and Remuneration of Managerial Personnel) Rules, 2014 as amended are given in Annexure-IV and form part of this Report.

Board Performance Evaluation

Pursuant to the provisions of the Companies Act, 2013 and Regulation 19 of SEBI (LODR) Regulations, 2015, annual evaluation of the performance of the Board, the Directors individually as well as the evaluation of the working of its various committees has been carried out through a structured questionnaire covering various aspects of the Board's functioning such as adequacy of the composition of the Board and its Committees, Board culture, execution and performance of specific duties, obligations, independence, governance, ethics and values, adherence to corporate governance norms, interpersonal relationships, attendance and contribution at meetings etc. The evaluation process has been explained in the Corporate Governance Report, which forms part of this report.

Declaration by Independent Directors

The Company has received necessary declaration from all the Independent Directors of the Company under the provisions of the Companies Act, 2013 that they meet the criteria of independence laid down in Section 149(6) of the Companies Act, 2013 and Regulation 25 of SEBI (LODR) Regulations, 2015.

Remuneration Policy

The Company has a well defined policy on Nomination and Remuneration of Directors, Key Managerial Personnel and other employees of the Company in line with the provisions of section 178 of the Companies Act, 2013 and Part D of Schedule II of SEBI (LODR) Regulations, 2015. The Policy is available on the website at: <http://alphageoindia.com/Policies.htm>.

It is affirmed that the appointment and remuneration of Directors, Key Managerial Personnel and all other employees during the year ended March 31, 2019 is in accordance with the Remuneration Policy of the Company.

Particulars of Loans, Guarantees or Investments

The Company has made an Investment of ₹1,00,000/- in Equity Share Capital of its 100% Subsidiary "Alphageo Offshore Services Private Ltd" during the year under review.

The details of loans extended to the subsidiaries are

given at Note No. 32 of Standalone Financial Statements for the year ended March 31, 2019.

The Company has not extended any loans, guarantees or investments to any other person or body corporate during the year under review.

Particulars of Contracts or Arrangements with Related Parties

The Company has formulated a Policy for dealing with the transactions with related parties which is in line with the provisions of the Companies Act, 2013 and SEBI (LODR) Regulations, 2015. The same is also available on the Company's website at web-link: <http://alphageoindia.com/Policies.htm>.

All contract and transactions entered into with related parties as defined under Companies Act, 2013 during the year were in the ordinary course of business and on an arm's length basis. The approval of Audit Committee has been obtained for such transactions and the same were in compliances with applicable provisions of the Act and the SEBI (LODR) Regulations 2015. The particulars of such transactions with related parties have been disclosed at note no. 36 in the standalone financial statements as required under Ind AS 24- Related Party Disclosures and as specified under section 133 of the Companies Act 2013 read with Rule 7 of the Companies (Accounts) Rules, 2014.

There are no materially significant related party transactions made by the company with the Promoters, Directors and Key Managerial Personnel and other designated persons which may have a potential conflict with the interests of the Company during the financial year.

During the year, there were no contracts or arrangements or transactions entered into with the related parties other than at arm's length price. Accordingly, there were no transactions during the year ended March 31, 2019 required to be reported in Form AOC-2 of the Companies (Accounts) Rules, 2014.

Corporate Social Responsibility (CSR)

In compliance with the provisions of Section 135 of the Companies Act, 2013, the Board has formed a CSR Committee, which monitors and oversees various CSR

initiatives and activities of the Company. The Board has formulated a Corporate Social Responsibility (CSR) Policy which is in force and is subject to monitoring by the CSR Committee from time to time.

The detailed report on CSR initiatives undertaken during the financial year 2018-19 together with the annual report on CSR activities as required by the Companies (Corporate Social Responsibility Policy) Rules, 2014, are set out in Annexure-V to this Report.

Reasons for not spending the amount earmarked for CSR Activities:

During the year 2018-19, the Company allocated an amount of ₹155.68 Lakhs to be spent on corporate social responsibility (CSR) activities, which included the unspent amount of ₹42.40 Lakhs of 2017-18 carried forward for spending in forthcoming years. Out of this, the Company spent ₹23.05 Lakhs during the year under review. The unspent amount of ₹132.63 Lakhs has been carried forward for spending in the forthcoming years. The Company believes, as a part of CSR Activities, in spending on such activities which really benefit the targeted beneficiaries.

During the year under review, the Company, while continuing to support its ongoing projects, has associated itself with few new projects to expand its CSR initiatives in a systematic manner. The Company is continuously extending its effort for making contributions to various socially useful projects and is confident of meeting the statutory requirement during the financial year 2019-20. The detailed report on CSR Activities is set out in Annexure-V to this Report.

Corporate Governance and Shareholders' Information

Pursuant to Regulation 34 of the SEBI Regulations, the Report on Corporate Governance for the financial year 2018-19 along with a Certificate issued by a Practising Company Secretaries confirming compliance with the mandatory requirements relating to Corporate Governance as stipulated under Chapter IV of SEBI (Listing Obligations and Disclosure Requirements) Regulations, 2015, is presented as a separate section forming part of the Annual Report, forms an integral part of this report.

Risk Management

The Company continuously identifies the risks, assess and evaluate the same in line with overall business objectives, functioning and growth of the Company and define adequate mitigation strategy for various risks associated with the company.

The details of the risk management framework and issues related thereto have been explained in the Management Discussion and Analysis Report, which is provided as an annexure to this report.

Internal Financial Controls

The Company has, in all material respects, an adequate internal financial control system with reference to financial statements and such internal financial controls are operating effectively and no deficiencies have been observed during the year under review.

Whistle Blower/Vigil Mechanism

The Company has formulated a vigil mechanism as envisaged in the Companies Act, 2013, the Rules prescribed thereunder and SEBI (LODR) Regulations 2015, which is implemented through the Company's Whistle Blower Policy to deal with instances of unethical behaviour, actual or suspected, fraud or violation of Company's Code of Conduct or Ethics Policy, to provide for adequate safeguards against victimisation of persons who use such mechanism and make provision for direct access to the Chairman of Audit Committee of the Board.

The Audit Committee of the Board periodically reviews the Whistle Blower Policy. It is hereby affirmed that no personnel of the Company have been denied access to the Chairman of the Audit Committee of the Board and that the Policy contains adequate provisions for protecting whistle blowers from unfair termination and other unfair prejudicial employment practices.

The Whistle Blower Policy is available on the company's website and can be accessed at the web link: <http://www.alphageoindia.com/Policies.htm>

Policy on Prevention, Prohibition and Redressal of Sexual Harassment at Work place

The Company has in place a Policy on prevention, prohibition and redressal of sexual harassment at

workplace in line with the requirements of the Sexual Harassment of Women at Workplace (Prevention, Prohibition and Redressal) Act, 2013. Internal Complaints Committee having designated members has been set up to redress complaints regarding sexual harassment. During the year under review, no complaint of sexual harassment has been reported.

The Policy is available on the Company's website at: <http://www.alphageoindia.com/Policies.htm>.

Extract of Annual Return

Pursuant to the provisions of Section 36 of the Companies (Amendment) Act, 2017 notified effective from July 31, 2018 read with Section 92(3) of the Companies Act 2013, the prescribed return is placed on the Company's website at: http://www.alphageoindia.com/Other_Information.htm.

Deposits

The Company has not accepted any deposits covered under Chapter V of Companies Act, 2013 and also any other deposit which is not in compliance with the requirements of Chapter V of the Companies Act, 2013.

Compliance with Secretarial Standards

During the year under review, the Company has complied with all the applicable Secretarial Standards issued by the Institute of Company Secretaries of India (ICSI).

Employees Stock Option Scheme

Stock options to Employees is being administered under the scheme titled "Alphageo ESOS 2008". Under this scheme, 2,35,067 stock options are available for granting to Employees. There are no enforceable stock options outstanding as on March 31, 2019.

Conservation of Energy, Technology Absorption, Foreign Exchange Earnings and Outgo

The particulars as prescribed under Section 134(3)(m)

of the Companies Act, 2013 read with the Companies (Accounts) Rules, 2014 are:

	2018-19 ₹in lakhs	2017-18 ₹in lakhs
a. Conservation of Energy:	Not Applicable	
b. Technology Absorption:	Nil	
c. Foreign Exchange Earnings and Outgo:		
Foreign Exchange Earnings	Nil	Nil
Foreign Exchange Outgo:		
CIF Value of Imports	653	573
Expenditure in Foreign Currency	797	1,355

Significant and Material Orders passed by the Courts / Regulators

There are no significant and material orders passed during the year by the regulators, courts or tribunals impacting the going concern status of the Company and Company's operations in the future.

Acknowledgment

Your Directors place on record their sincere appreciation for the committed services rendered by every employee of Alphageo family across the country whose contribution is significant to the growth and success of the Company.

Your Directors would also like to express their appreciation for assistance and co-operation received from the clients, vendors, investors, members, bankers and other business associates during the year.

Hyderabad
May 22, 2019

For Alphageo (India) Limited
Dinesh Alla
Chairman and Managing Director

Annexure- I

Form AOC-1

(Pursuant to first proviso to sub-section (3) of section 129
read with rule 5 of Companies (Accounts) Rules, 2014)

Statement containing salient features of the Financial Statement of Subsidiaries for the year ended March 31, 2019

(Amount in Indian Rupees)

S. No.	Particulars	Alphageo International Limited, Dubai	Alphageo DMCC, Dubai	Alphageo Marine Services Private Ltd., India	Alphageo Offshore Services Private Ltd., India
1	The Date since when Subsidiary was acquired	June 10, 2010	January 30, 2011	October 25, 2017	April 26, 2018
2	Reporting currency	USD	USD	INR	INR
3	Exchange rate as on 31.03.2019	69.1713	69.1713	1	1
4	Share Capital	19,70,03,113	37,51,160	10,00,000	1,00,000
5	Reserves & surplus	(4,84,822)	18,91,23,811	(5,65,976)	(45,116)
6	Total assets	19,67,57,071	19,39,48,163	4,63,524	78,484
7	Total liabilities	2,38,779	10,73,192	29,500	23,600
8	Investments (Excluding Investment in Subsidiary)	NIL	NIL	NIL	NIL
9	Turnover	NIL	2,32,02,337	NIL	NIL
10	Profit/(Loss) before taxation	(5,79,586)	(4,31,70,500)	(1,62,503)	(45,116)
11	Provision for taxation	NIL	9,84,515	NIL	NIL
12	Profit/(Loss) after taxation	(5,79,586)	(4,41,55,015)	(1,62,503)	(45,116)
13	Proposed dividend	NIL	NIL	NIL	NIL
14	% of Shareholding by Holding Company	100	100	74	100

Notes:

1. Alphageo DMCC, Dubai is 100% owned Subsidiary of Alphageo International Limited and First Level Step down Subsidiary of Alphageo (India) Limited.
2. Alphageo Marine Services Private Limited is an Indian subsidiary incorporated on October 25, 2017.
3. Alphageo Offshore Services Private Limited is 100% owned Indian subsidiary incorporated on April 26, 2018.

Hyderabad
May 22, 2019

For Alphageo (India) Limited
Dinesh Alla
Chairman and Managing Director

Annexure- II

Form No. MR-3

SECRETARIAL AUDIT REPORT

FOR THE FINANCIAL YEAR ENDED MARCH 31, 2019

[Pursuant to Section 204(1) of the Companies Act, 2013 and Rule No.9 of the Companies (Appointment and Remuneration of Managerial Personnel) Rules, 2014]

To

The Members of

ALPHAGEO (INDIA) LIMITED

We have conducted the Secretarial Audit of the compliance of applicable statutory provisions and the adherence to good corporate practices by ALPHAGEO (INDIA) LIMITED (hereinafter called the 'Company'). Secretarial Audit was conducted in accordance with the guidance note issued by the Institute of Company Secretaries of India and in a manner that provided us a reasonable basis for evaluating the corporate conducts/statutory compliances and expressing our opinion thereon.

Based on our verification of the Company's books, papers, minute books, forms and returns filed and other records maintained by the Company and also the information provided by the Company, its officers, agents and authorized representatives during the conduct of secretarial audit, we hereby report that in our opinion, the company has, during the audit period covering the financial year ended on March 31, 2019, complied with the statutory provisions listed hereunder and also that the Company has proper Board processes and compliance mechanism in place to the extent, in the manner and subject to the reporting made hereinafter.

We have examined the books, papers, minute books, forms and returns filed and other records maintained by the Company for the financial year ended on March 31, 2019, according to the provisions of:

- (i) The Companies Act, 2013 (the Act) and the Rules made thereunder;
- (ii) The Securities Contracts (Regulation) Act, 1956 ('SCRA') and the Rules made thereunder;
- (iii) The Depositories Act, 1996 and the Regulations and Bye-laws framed thereunder;

- (iv) Foreign Exchange Management Act, 1999 and the rules and regulations made thereunder to the extent of Foreign Direct Investment, Overseas Direct Investment and External Commercial Borrowings;
- (v) The following Regulations and Guidelines prescribed under the Securities and Exchange Board of India Act, 1992 ('SEBI Act'):-
 - (a) The Securities and Exchange Board of India (Substantial Acquisition of Shares and Takeovers) Regulations, 2011;
 - (b) The Securities and Exchange Board of India (Prohibition of Insider Trading) Regulations, 1992 and 2015;
 - (c) The Securities and Exchange Board of India (Issue of Capital and Disclosure Requirements) Regulations, 2018;
 - (d) Securities and Exchange Board of India (Share Based Employee Benefits) Regulations, 2014;
 - (e) The Securities and Exchange Board of India (Issue and Listing of Debt Securities) Regulations, 2008 - (Not applicable to the Company during the period of audit);
 - (f) The Securities and Exchange Board of India (Registrars to an Issue and Share Transfer Agents) Regulations, 1993 regarding the Companies Act and dealing with client;
 - (g) The Securities and Exchange Board of India (Delisting of Equity Shares) Regulations, 2009 - (Not applicable to the Company during the period of audit);
 - (h) The Securities and Exchange Board of India (Buyback of Securities) Regulations, 2018; - (Not applicable to the Company during the period of audit);
 - (i) The Securities and Exchange Board of India (Listing Obligations and Disclosure Requirements) Regulations, 2015;

- (j) The Securities and Exchange Board of India (Issue and Listing of Non-Convertible and Redeemable Preference Shares), Regulations, 2013- (Not applicable to the Company during the period of audit);
- (k) Securities and Exchange Board of India (Depositories and Participants) Regulations, 2018.
- (vi) As per the representations and explanations given by the Management and Officers of the Company, there are no industry specific laws applicable to the Company as the Company falls under service sector.

We have also examined compliance with the applicable clauses of the following:

- (i) Secretarial Standards issued by The Institute of Company Secretaries of India and notified under Companies Act, 2013.
- (ii) The Listing Agreements entered into by the Company with BSE Limited and National Stock Exchange of India Limited (NSE).

During the period under review the Company has complied with the provisions of the Act, Rules, Regulations, Guidelines, Standards, etc. mentioned above.

We further report that

The Board of Directors of the Company is duly constituted with proper balance of Executive Directors,

Non-Executive Directors and Independent Directors. The changes in the composition of the Board of Directors that took place during the period under review were carried out in compliance with the provisions of the Act.

Adequate notice is given to all directors to schedule the Board Meetings, agenda and detailed notes on agenda were sent in advance and a system exists for seeking and obtaining further information and clarifications on the agenda items before the meeting and for meaningful participation at the meeting.

Majority decision is carried through while the dissenting member's views, if any, are captured and recorded as part of the minutes.

We further report that there are adequate systems and processes in the company commensurate with the size and operations of the company to monitor and ensure compliance with applicable laws, rules, regulations and guidelines.

We further report that during the audit period the company has no specific events / actions having a major bearing on the company's affairs in pursuance of the above referred laws, rules, regulations, guidelines, standards, etc. referred to above.

For **D. Hanumanta Raju & Co**
Company Secretaries

Place: Hyderabad
May 22, 2019

CS Shaik Razia
Partner
FCS: 7122, CP No: 7824

This report is to be read with our letter of even date which is annexed as Annexure A and forms an integral part of this report.

'Annexure A'

To
The Members of
ALPHAGEO (INDIA) LIMITED

Our report of even Date is to be read along with this letter.

1. Maintenance of secretarial record is the responsibility of the management of the company. Our responsibility is to express an opinion on these secretarial records based on our audit.
2. We have followed the audit practices and processes as were appropriate to obtain reasonable assurance about the correctness of the contents of the secretarial records. The verification was done on test basis to ensure that correct facts are reflected in secretarial records. We believe that the processes and practices, we followed, provide a reasonable basis for our opinion.
3. We have not verified the correctness and appropriateness of financial records and Books of Accounts of the Company.
4. Where ever required, we have obtained the Management Representation about the compliance of laws, rules and regulations and happening of events etc.
5. The compliance of the provisions of Corporate and other applicable laws, rules, regulations, standards is the responsibility of management. Our examination was limited to the verification of procedures on test basis.
6. The Secretarial Audit report is neither an assurance as to the future viability of the company nor of the efficacy or effectiveness and with which the management has conducted the affairs of the company.

Place: Hyderabad
May 22, 2019

For **D. Hanumanta Raju & Co**
Company Secretaries

CS Shaik Razia
Partner
FCS: 7122, CP No: 7824

Annexure- III

Information pursuant to Rule 5(1) of the Companies (Appointment and Remuneration of Managerial Personnel) Rules, 2014

1. Ratio of the remuneration of each director to the median remuneration of the employees of the Company for the financial year 2018-19

Name of the Executive Director	Ratio to Median	% of increase in remuneration (Not Annualised)
Mr. Dinesh Alla	128.21:1	Nil (Refer Note-1)*
Mrs. Savita Alla	128.21:1	Nil (Refer Note-2)*

Note-1: The remuneration for the year 2017-18 and 2018-19 is as approved by the Members at 29th Annual General Meeting of the Company and is within the overall remuneration prescribed under Companies Act, 2013.

Note-2: The remuneration for the year 2017-18 and 2018-19 is as approved by the Members of the Company at 28th Annual General Meeting and 31st Annual General Meeting and is within the overall remuneration prescribed under Companies Act, 2013.

* Mr. Dinesh Alla and Mrs. Savita Alla, Executive Directors of the Company are being paid the commission, not exceeding 5% of the net profits of the Company in a financial year computed in the manner laid down in section 197(8) of Companies Act, 2013, which forms part of their remuneration. Since the net profit for the current year is less than that of the previous year, there is a fall in total remuneration paid to them in the current year 2018-19. Hence the same is mentioned as "NIL" instead of a negative number.

2. Percentage increase in remuneration of Non-Executive Director and Key Managerial Personnel:

	Ratio to Median	% of Increase (Not Annualised)
Non-Executive Directors:		Not Applicable
Mr. Rajesh Alla, Non-executive Director	Non-executive Directors and Independent Directors were paid only Sitting Fees for attending meetings of the Board and Committees of the Board. Hence, Ratio to Median is not applicable	
Mr. Ashwinder Bhel, Independent Director		
Mr. Mohan Krishna Reddy, Independent Director		
Mr. Raju Mandapalli, Independent Director		
Key Managerial Personnel:		
Mr. Venkatesa Perumallu Pasumarthy, Chief Financial Officer	Not Applicable	-0.06%
Ms. Deepa Dutta, Company Secretary	Not Applicable	3.00%

3. The percentage increase in median remuneration of employees in the financial year 2018-19: 11.71%**4. No. of Permanent Employees on the rolls of the Company during 2018-19: 207 Nos.**

5. Average percentile increase already made in the Salaries of employees other than the managerial personnel in the last financial year and its comparison with the percentile increase in the managerial remuneration and justification thereof and point out if there any exceptional circumstances for increase in the managerial remuneration:

The managerial remuneration being paid to Managing Director and Joint Managing Director is as per the provisions of Companies Act, 2013 and within overall limit prescribed in the Act which is based on the profits for the year 2018-19. On account of the lower profit for the year 2018-19, there is no increment in the managerial remuneration during the year under 2018-19.

The percentage increase in the total salaries of all employees other than managerial personnel in financial year 2018-19 was 0.95%. Since, the employees were paid special incentives in the previous year 2017-18, the gross remuneration paid to them in 2018-19 is less than that of the previous year.

6 Affirmation that the remuneration is as per the Remuneration Policy of the Company:

It is hereby affirmed that the remuneration to Directors and Key Managerial Personnel for the year 2018-19 was as per the terms of the appointment and remuneration policy of the Company.

Hyderabad
May 22, 2019

For Alphageo (India) Limited
Dinesh Alla
Chairman and Managing Director

Annexure- IV

Information pursuant to Rule 5(2) and 5(3) of the Companies (Appointment and Remuneration of Managerial Personnel) Rules, 2014

Name	Age (Yr)	Qualification	Designation	Date of Commencement of Employment	Experience (yrs)	Gross Remuneration (Crores)	Last Employment
Employed throughout the year:							
Mr. Dinesh Alla	54	M. Sc. (Hons) Mathematics, Masters in Management Studies	Chairman & Managing Director	21-08-1991	27	4.27	---
Mrs. Savita Alla	51	Masters in Management Studies	Joint Managing Director	26-09-2014	19	4.27	IIC Technologies Pvt Ltd
Mr. Thomas Ajewole Olanrewaju	50	B. Sc. (Hon) Applied Geophysics	Chief Seismologist	08-08-2016	22	0.64	Petronas Carrigali SDN. BHD.
Mr. Anthony Raymond Cheshire	66	BE. (Hons) Electrical & Electronic Engineering	VP - Technical Services	30-09-2016	43	0.57	Seismic Consultants Group Pty Ltd
Mr. Balaji Sundararajan	55	B.E. (Hons) Mechanical, M. Sc. (Hons) Mathematics	Senior Vice President-Operations	01-08-2000	30	0.51	Hindustan Dorr Oliver Ltd
Mr. Venkatesa Perumallu Pasumarthy	58	B.Com, FCA	Chief Financial Officer	01-02-2012	31	0.49	Practicing Chartered Accountant
Mr. Sachindra Singh	47	M. Tech (Geophysics)	Chief Seismologist	01-06-1997	21	0.29	---
Mr. Kodanda Rami Reddy Bathula	54	LECE, Grad. IETE, PGDCP	Party Chief	19-05-2007	31	0.29	Shivani Oil & Gas Exploration Services Ltd
Mr. Yogendra Nath Singh	61	M. Sc Tech - Exploration Geophysics	Vice President (Operations)	01-12-2017	36	0.28	Reliance Industries Ltd
Mr. Rahul Chawla	44	M Tech - Applied Geophysics	Party Chief	16-07-2013	18	0.24	Asian Oilfield Services Ltd

Notes:

- Gross Remuneration includes salary, allowances, company contribution to provident fund, commission and other benefits.
- Mr. Dinesh Alla, Chairman and Managing Director and Mrs. Savita Alla, Joint Managing Director are related to each other.
- No other employee mentioned above is related to any Director of the Company.
- Mr. Anthony Raymond Cheshire and Mr. Thomas Ajewole Olanrewaju appointments are contractual.

Hyderabad

May 22, 2019

For Alphego (India) Limited

Dinesh Alla

Chairman and Managing Director

Annexure- V

Annual Report on Corporate Social Responsibility (CSR) Activities for the year 2018-19

S. No.	Particulars	Remarks
1.	A brief outline of the company's CSR policy, including overview of projects or programmes proposed to be undertaken and a reference to the web-link to the CSR policy and projects or programmes	The Company has adopted its CSR Policy to ensure that the Company operates its business in an economically, socially & environmentally sustainable manner by enhancing the quality and economic wellbeing of the society in fulfillment of its role as a Socially Responsible Corporate. The Policy is available at - http://www.alphageoindia.com/Policies.htm
2	The composition of the CSR committee:	The CSR Committee comprises of:- 1. Mr. Dinesh Alla - Chairman 2. Mrs. Savita Alla - Member 3. Mr. Ashwinder Bhel - Member
3.	Average net profit of the company for last three financial years for the purpose of computation of CSR:	₹5,664.02 Lakhs
4.	Prescribed CSR Expenditure: • 2% of the amount as in item 3 above: • Unspent amount of 2017-18 carried forward: Total amount allocated for CSR Expenditure:	₹113.28 Lakhs ₹42.40 Lakhs ₹155.68 Lakhs
5.	Details of CSR spent during the financial year:	
a	Total amount spent for the financial year:	₹23.05 Lakhs
b	Amount unspent (if any)	₹132.63 Lakhs
c	Manner in which the amount spent during the year	The details of the amount spent and the manner in which the same has been spent are given in Annexure attached to this Report.
6	In case the company has failed to spend the two per cent of the average net profit of the last three financial years or any part thereof, the company shall provide the reasons for not spending the amount in its Board report.	The reason for not spending the earmarked amount of CSR is provided in the Board's Report.
7	A responsibility statement of the CSR committee that the implementation and monitoring of CSR policy, is in compliance with CSR objectives and policy of the Company.	The implementation and monitoring of CSR Policy is in compliance with the CSR objectives and Policy of the Company.

Hyderabad
May 22, 2019

For Alphageo (India) Limited
Dinesh Alla
Chairman and Managing Director

Annexure to Annual Report on Corporate Social Responsibility Activities for the year 2018-19
Manner in which amount spent during the financial year is detailed below:

A S. No.	B CSR Project or Activities Identified	C Sector in which the Project is Covered	D Projects or Programs (1) Local area or other (2) Specify the State & Districts where Projects or Programs were undertaken	E Amount Outlay (Budget) Project or Program wise for the FY 2018-19 (₹)	F Amount Spent on the Projects or Programs		G Cumulative Expenditure up to the Reporting Period (₹)	H Amount Spent: Direct or through Implementing Agency
					Direct Expenditure on Projects (₹)	Overheads (₹)		
1.	Promoting education, employment enhancing skills among differently abled people	Activity covered under (i) as per Schedule VII of the Companies Act, 2013 i.e. Livelihood programs for youth & people with disability	Hyderabad	2,00,000/-	2,00,000/-	-	5,50,000/-	Youth 4 Jobs Foundation, Hyderabad
2.	Supporting Girl Child for Education through Nanhi Kali Program	Activity covered under (ii) as per Schedule VII of the Companies Act, 2013 i.e. Promoting education	State of Andhra Pradesh and Telangana	3,69,600/-	3,69,600/-	-	8,97,600/-	Nanhi Kali Project – a Joint programme of K C Mahindra Education Trust, Mumbai and Naandhi Foundation
3.	Support to child-Education, Protection & Survival etc.	Activity covered under (i)&(ii) as per Schedule VII of Companies Act, 2013 i.e. Promoting education and health care	State of Andhra Pradesh and Telangana	2,00,000/-	2,00,000/-	-	7,00,000/-	Save the Children (Bal Raksha Bharat), Bangalore
4.	Extending medical care/support to infants/ babies in orphanages	Activity covered under (i) as per Schedule VII of the Companies Act, 2013 i.e. Promoting health care	Hyderabad	2,00,000/-	2,00,000/-	-	3,00,000/-	Advocates for Babies in Crisis, Hyderabad
5.	Education of Girl Child	Activity covered under (ii) as per Schedule VII of the Companies Act, 2013 i.e. Promoting education	Uttar Pradesh	6,25,000/-	6,25,000/-	-	6,25,000/-	Milaan Foundation, New Delhi

(Table contd. to next page)

A	B	C	D	E	F	G	H
S. No.	CSR Project or Activities Identified	Sector in which the Project is Covered	Projects or Programs (1) Local area or other State & Districts where Projects or Programs were undertaken	Amount Outlay (Budget) Project or Program wise for the FY 2018-19 (₹)	Amount Spent on the Projects or Programs Direct Expenditure on Projects (₹)	Cumulative Expenditure up to the Reporting Period (₹)	Amount Spent: Direct or through Implementing Agency
6.	Education of Children – Through project SAAMYA	Activity covered under (ii) as per Schedule VII of the Companies Act, 2013 i.e. Promoting education	Kangeri, Karnataka	1,50,000/-	1,50,000/-	1,50,000/-	EDUCAIT Charitable Trust, Bangalore
7.	Education of physically challenged children	Activity covered under (ii) as per Schedule VII of the Companies Act, 2013 i.e. Promoting education	Guntur District, Andhra Pradesh	2,00,000/-	2,00,000/-	2,00,000/-	Sense International India, Ahmedabad
8.	Education of Children	Activity covered under (ii) as per Schedule VII of the Companies Act, 2013 i.e. Promoting education	Hyderabad, Telangana State	3,60,000/-	3,60,000/-	3,60,000/-	KHUSHII, Gurgaon
9.	Construction of Class Room Buildings	Activity covered under (ii) as per Schedule VII of the Companies Act-2013 i.e. Promoting Education	State of Andhra Pradesh and Telangana	-	-	14,00,000/-	Round Table India Trust, Chennai
TOTAL				23,04,600/-	23,04,600/-	51,82,600/-	

For Alphaseo (India) Limited
Dinesh Alla
Chairman and Managing Director

Hyderabad
May 22, 2019

Report on Corporate Governance

for the year 2018-19

1. Company's Philosophy on Code of Governance

The Company's principles of Corporate Governance are based on ethical conduct of business, transparency in the form of disclosures and a commitment for building long term sustainable relationships with relevant stakeholders. The presence of strong Board with adequate composition of Independent Directors ensures the good corporate governance and enhances the reputation of the Company.

Through its various codes and policies, the Company ensures application of the best management practices, compliance with the applicable laws and conduct of business in ethical and well governed manner which ensures profitable and responsible growth for creating a long term value to the stakeholders.

The Company is not only in compliance with the requirements stipulated under SEBI (Listing Obligations and Disclosure Requirements) Regulations, 2015 (the "Listing Regulations" or "SEBI LODR") with regard to corporate governance but is also committed to sound corporate governance principles and practice and constantly strives to adopt emerging best corporate governance practices.

A report on compliance with corporate governance principles as prescribed under SEBI LODR is given below.

2. Board of Directors

The Board of Directors along with its Committees is committed for the long term interest of the stakeholders and providing effective governance over the Company's affairs and exercise reasonable judgement on the affairs of the Company. The day-to-day affairs of the Company are managed by competent management team under the overall supervision of the Board of Directors.

As on March 31, 2019, the Company has Six (6) directors on its Board possessing requisite qualification and experience in areas of Geology, Geophysics, General Corporate Management, Finance, Economics, Technology and other allied fields which enable them to contribute effectively and provide effective leadership to the business of the Company. The composition of the Board is in conformity with Section 149 of the Companies Act, 2013 (the "Act") and Regulation 17 of Listing Regulations.

None of the Directors of the Company is restrained/debarred from holding the office of director pursuant to any of order of the SEBI.

Mr. Dinesh Alla, Chairman and Managing Director, Mrs. Savita Alla, Joint Managing Director and Mr. Rajesh Alla, Director are related to each other. Except these directors, all other directors of the company are unrelated to each other.

Composition of the Board

The Board of Directors of Alphageo is well comprised of Executive and Non-executive Directors with half of the Board of the Company comprising Independent Directors. During the year 2018-19, the Board consists of six directors comprising two Executive directors, one Non-executive director and three Independent directors.

Changes in the composition of Board

- Mr. Z. P. Marshall associated with the Company as non-executive director and as independent director since September 4, 1992, due to his advancing age had vacated his office as Director by resignation on May 18, 2018. He was equipped with vast experience, deep knowledge and insights of the industry and operations of the Company. The Board places on record its

appreciation for the valuable contribution made by Mr. Z. P. Marshall during his association with the company.

- Mr. Raju Mandapalli was appointed as an Additional Director on Board of the Company under Independent category with effect from December 4, 2017. His appointment as an Independent Director has been ratified by the Members of the Company in 31st Annual General Meeting held on September 14, 2018. Mr. Raju Mandapalli has specialization in the fields of Mineral Investigation, Engineering Geology, Landslide Hazard Projects, etc.
- Mrs. Savita Alla was reappointed as Joint Managing Director by Members of the Company in 31st Annual General Meeting held on September 14, 2018 for a period of three years effective from May 25, 2018.

Category of Directors and Directorships and Committee Memberships

The details of Directorships and Committee Memberships of the Directors as on March 31, 2019 are given below:

Name of the Director and Designation	Category	Number of other Directorships	Committee Positions	
			As Member of the Committee	As Chairperson of the Committee
Mr. Dinesh Alla Chairman and Managing Director	Promoter Executive	3	4	2
Mrs. Savita Alla Joint Managing Director	Executive	3	3	-
Mr. Rajesh Alla Director	Non-Executive	5	4	1
Mr. Ashwinder Bhel Director	Non-Executive and Independent	6	3	-
Mr. Mohan Krishna Reddy Director	Non-Executive and Independent	6	3	2
Mr. Raju Mandapalli Director	Non-Executive and Independent	-	2	-

None of the Directors is a Member of committee of more than ten committees or acting as a Chairperson of more than five committees across all the listed companies in which they are directors, including this Company as prescribed under Regulation 26 of SEBI (LODR) Regulations, 2015.

Details of skills / expertise / competence of the Board of Directors

S. No.	Name of Director(s)	Existing Skills / expertise / competence
1.	Mr. Dinesh Alla	Entrepreneurship, Business strategy, Industrial affairs (Seismic industry), Leadership
2.	Mrs. Savita Alla	Human Resources, HSE Practices, Manpower Deployment and General Corporate Management
3.	Mr. Rajesh Alla	Information Technology, Artificial Intelligence and Robotics
4.	Mr. Ashwinder Bhel	Business Administration and General Corporate Affairs
5.	Mr. Mohanakrishna Reddy Aryabumi	Finance, Economics, Investments
6.	Mr. Raju Mandapalli	Investigative Research and Strategy

Every Director intimates the Company of his shareholding in the Company as well as directorships in other Companies in the prescribed forms on an annual basis and also the subsequent changes, if any.

Board Meetings and Attendance of Directors

During the financial year 2018-19, meetings of the Board were held Four times on May 18, 2018, August 6, 2018, November 12, 2018 and February 9, 2019 with the presence of necessary quorum in all the meetings. The Board met at least once in every calendar quarter and the gap between two meetings did not exceed one hundred and twenty days. The information as required under Part A of Schedule II of Regulation 17(7) of the Listing Regulations has been made available to the Board.

Detailed agenda and other related information along with the supporting documents are circulated well in advance of Board and Committee meetings to ensure meaningful participation of the directors and to enable them to take informed decisions. Where it is not practicable to attach any document to the agenda, the same is tabled at the meeting with specific reference to this effect in the agenda. In case of a special and urgent business needs, the Board's approval is taken by passing resolution by circulation, for the matters permitted under the Act, which will be noted and confirmed in the subsequent meeting. All the meetings of the Board of Directors were held at Hyderabad, Telangana State.

The Board also reviews the declarations made by the Chairman and Managing Director, the Chief Financial Officer and the Company Secretary regarding compliance with all applicable laws, rules and regulations on a quarterly basis in accordance with the Listing Regulations.

The intimation and outcome of every Board Meeting of the Company are given to both the stock exchanges (NSE and BSE) where the shares of the Company are listed.

The details of attendance of the Directors at the Board Meetings and at the 31st Annual General Meeting held on September 14, 2018 is as given here under:

Name of the Director	No. of Board Meetings		Whether attended last AGM
	Held	Attended	
Mr. Dinesh Alla	4	4	Yes
Mrs. Savita Alla	4	4	Yes
Mr. Rajesh Alla	4	4	Yes
Mr. Ashwinder Bhel	4	3	No
Mr. Mohan Krishna Reddy Aryabumi	4	4	Yes
Mr. Raju Mandapalli	4	4	Yes
Mr. Z. P. Marshall (upto May 18, 2018)	1	1	NA

3. Independent Directors

The Company believes that the presence of Independent Directors on the Board ensures the process of decision making of the Board is unbiased and the interests of the stakeholders are best safeguarded. The Independent Directors of the Company have been appointed in terms of the requirements of the Act and Listing Regulations. The maximum tenure of independent directors is in compliance with the Act.

During the year, the Company has Four (4) Independent Directors till May 18, 2018 and thereafter Three (3) Independent Directors on the Board. All the Independent Directors are financially literates besides having expertise in the field of finance, management and other technical aspects pertaining to Oil and Gas Industry, Technology and Mineral Exploration.

Declaration by Independent Directors

The Company has received necessary declarations from each Independent Directors under Section 149(7) of the Companies Act, 2013 that they meet the criteria of independence laid down in Section 149(6) of the Companies Act, 2013 read with Schedule IV and Rules made thereunder and under Regulation 16(1)(b) of SEBI (LODR) Regulations, 2015. The Board considered the independence of each Independent Directors in terms of above provisions and is of the view that they fulfill the criteria of independence.

Separate Meeting of Independent Directors

In terms of the provisions of Schedule IV of the Act read with Regulation 25 of SEBI (LODR) Regulations, 2015, the Independent Directors of the Company met once during the year on November 12, 2018 without the presence of Non-Independent Directors. The meeting was conducted to inter alia, discuss matters pertaining to review of performance of Non Independent Directors and the Board as a whole, review the performance of the Chairperson of the Company after taking into account the views of the Executive and Non-Executive Directors, assess the quality, quantity and timeliness of flow of information between the Company management and the Board that is necessary for the Board to effectively and reasonably perform their duties. The meeting was attended by all independent directors.

Familiarisation Programme for Independent Directors

The Independent Directors are taken through a detailed induction and familiarisation programme of their roles, rights, responsibilities in the Company, nature of the industry in which the Company operates, business operations, etc. when they join the Board of the Company. At the time of appointment of independent director, the Company issues a formal letter of appointment outlining his/her role, functions, duties and responsibilities. Further, the Independent Directors were also regularly apprised of all regulatory and policy changes. The familiarization programme for Independent Directors is disclosed on the Company's website at the web link: <http://www.alphageoindia.com/Others.htm>

4. Committees of the Board

The Board has constituted various Committees to focus and deal with specific areas and to make informed decisions within their authority. The Committees are set up under the formal approval of the Board to carry out clearly defined roles and responsibilities. The Committees are constituted keeping in view the statutory requirement of the composition of directors in the committees.

During the year, the following statutory and non-statutory Committees are in existence:

- (a) Audit Committee;
- (b) Stakeholders Relationship Committee;
- (c) Nomination and Remuneration Committee;
- (d) Corporate Social Responsibility Committee; and
- (e) Securities Issue Committee.

The Company's guidelines relating to Board meetings are applicable to Committee meetings as far as practicable. The tentative date of the Board and Committee meetings was circulated to directors well in advance to facilitate them to plan their schedule. The Committees can request special invitees to join the meeting as appropriate. During the year under review, the meetings of the committees are duly convened with the requisite quorum present in all the meetings.

All the decisions and recommendations of the Committee were placed before the Board for their approval. The minutes of the meetings of all Committees were also placed before the Board for review.

The brief description of terms of reference, composition, meetings and attendance of the Committees during the financial year 2018-19 are provided below:

Audit Committee

The Audit Committee was constituted under the provisions of the Companies Act and Listing Regulations. The Audit Committee discharges such duties and functions generally indicated under Regulation 18 of SEBI (LODR) Regulations, 2015, Section 177 of the Companies Act, 2013 and such other functions as may be specifically assigned to it by the Board from time to time.

The Committee members are financially literate and possess sound knowledge of accounts, audit, governance and legal matters. The Chief Financial Officer and other officers make periodic presentations to the Audit Committee. Representatives of Statutory Auditors also participate in the Audit Committee Meetings. The Company Secretary of the Company acts as Secretary to the Audit Committee.

The Chairman of the Audit Committee was present in the 31st Annual General Meeting held on September 14, 2018 and addressed the queries on the financial statements raised by shareholders.

Composition, Meetings and Attendance

The Audit Committee comprises of one Non Executive Director and three Independent Directors

as members of the Committee and headed by an Independent Director.

During the year, Four (4) meetings of the Audit Committee were held on May 18, 2018, August 6, 2018, November 12, 2018 and February 9, 2019. The composition of the Audit Committee and the details of the meetings attended by its members during the financial year ended March 31, 2019 are as under:

S. No.	Name of the members	Category	Designation	No. of meetings	
				Held	Attended
1	Mr. Mohan Krishna Reddy	Independent director	Chairman	4	4
2	Mr. Ashwinder Bhel	Independent director	Member	4	3
3	Mr. Raju Mandapalli	Independent director	Member	4	4
4	Mr. Rajesh Alla	Non-executive director	Member	4	4
5	Mr. Z.P. Marshall (upto May 18, 2018)	Independent Director	Member	1	1

The Audit Committee has the powers inter alia in line with the Listing Regulations, to investigate any activity within its terms of reference, to seek information from any employee, to obtain outside legal or other professional advice and to secure attendance of outsiders with relevant expertise, if it considers necessary.

The terms of reference of the Audit Committee covers all the areas mentioned under Section 177(4) of the Act and Regulation 18 read with Part C of Schedule II to the Listing Regulations. The terms of reference of the Audit Committee, inter-alia is as follows:

1. Overseeing of the Company's financial reporting process and disclosure of its financial information to ensure that the financial statements are correct, sufficient and credible;
2. Recommendation for appointment, remuneration and terms of appointment of auditors of the Company;
3. Approval of payment to statutory auditors for any other services rendered to the Company;
4. Reviewing, with the management, the annual financial statements and auditor's report

thereon before submission to the board for approval, with particular reference to:

- Matters required to be included in the director's responsibility statement to be included in the board's report in terms of clause (c) of sub-section (3) of Section 134 of the Companies Act, 2013;
 - Changes, if any, in accounting policies and practices and reasons for the same;
 - Major accounting entries involving estimates based on the exercise of judgment by management;
 - Significant adjustments made in the financial statements arising out of audit findings;
 - Compliance with listing and other legal requirements relating to financial statements;
 - Disclosure of related party transactions;
 - Qualification in the draft audit report;
5. Reviewing, with the management, the quarterly financial statements before submission to the board for approval and auditors' report thereon;

6. Reviewing, with the management, the statement of uses/ application of funds raised through an issue (public issue, rights issue, preferential issue, etc.), the statement of funds utilized for purposes other than those stated in the offer document / prospectus / notice and the report submitted by the monitoring agency monitoring the utilisation of proceeds of a public or rights issue, and making appropriate recommendations to the board to take up steps in this matter;
7. Reviewing and monitoring the auditor's independence and performance, and effectiveness of audit process;
8. Approval or any subsequent modification of transactions of with related parties;
9. Scrutiny of inter-corporate loans and investments;
10. Valuation of undertakings or assets of the Company, wherever it is necessary;
11. Evaluation of internal financial controls and risk management systems;
12. Reviewing, with the management, performance of statutory and internal auditors, adequacy of the internal control systems;
13. Reviewing the adequacy of internal audit function, if any, including the structure of the internal audit department, staffing and seniority of the official heading the department, reporting structure coverage and frequency of internal audit;
14. Discussion with internal auditors of any significant findings and follow up there on;
15. Reviewing the findings of any internal investigations by the internal auditors into matters where there is suspected fraud or irregularity or a failure of internal control systems of a material nature and reporting the matter to the board;
16. Discussion with statutory auditors before the audit commences, about the nature and scope

of audit as well as post-audit discussion to ascertain any area of concern;

17. To look into the reasons for substantial defaults in the payment to the depositors, debenture holders, shareholders (in case of non-payment of declared dividends) and creditors;
18. To review the functioning of the whistle blower mechanism;
19. Approval of appointment of chief financial officer after assessing the qualifications, experience and back ground, etc. of the candidate;
20. Carrying out any other function as is mentioned in the terms of reference of the audit committee.

The Audit Committee shall also mandatorily review:

1. Management discussion and analysis of financial condition and results of operations;
2. Statement of significant related party transactions submitted by the management;
3. Letters of internal control weakness issued by the statutory auditors;
4. Internal audit reports pertaining to internal control weakness;
5. The appointment, removal and terms of remuneration of the chief internal auditor; and
6. Statement of deviations:
 - quarterly statement of deviation(s) including report of monitoring agency, if applicable, submitted to stock exchange(s) in terms of Regulation 32(1) of Listing Regulations;
 - annual statement of funds utilized for purposes other than those stated in the offer document/ prospectus/notice in terms of Regulation 32(7) of Listing Regulations.

Nomination and Remuneration Committee

The terms of reference of the Nomination and Remuneration Committee are in line with the provisions of Section 178 of the Companies Act, 2013 and Regulation 19 of SEBI (LODR) Regulations, 2015. The Committee has been vested with the

authority to, inter alia, recommends nominations of Directors on the Board and decides on remuneration packages to the executive directors, and recommends the appointment/ reappointment and remuneration of the key managerial personnel and senior management. The Committee also evaluates the performance of Executive Directors, Non-Executive Directors and Independent Directors on yearly basis and submits its report to the Board through its Chairman. The Company Secretary acts as the secretary to the Nomination and Remuneration Committee.

Composition, meetings and attendance

The Committee comprises of five directors of which three are Independent Directors (including Chairman of the Committee), one Executive Director and one Non-executive Director. More than half of the members of the Committee are Independent Directors. During the year under review, Three (3) meetings of the Committee were held on May 18, 2018, November 12, 2018 and February 9, 2019.

The composition of the Nomination and Remuneration Committee and attendance of the Members at the meetings during the financial year ended March 31, 2019 are as under:

S. No.	Name of the members	Category	Designation	No. of meetings	
				Held	Attended
1	Mr. Mohan Krishna Reddy	Independent director	Chairman	3	3
2	Mr. Dinesh Alla (w.e.f. Feb 9, 2019)	Executive Director	Member	-	-
3	Mr. Ashwinder Bhel	Independent director	Member	3	2
4	Mr. Rajesh Alla	Non-executive director	Member	3	3
5	Mr. Raju Mandapalli (w.e.f. Feb 9, 2019)	Independent Director	Member	-	-
6	Mr. Z. P. Marshall (upto May 18, 2018)	Independent Director	Member	1	1

The terms of reference of the Nomination and Remuneration Committee are in compliance with Section 178 of the Companies Act, 2013 and Listing Regulations as enumerated below:

1. Formulation of the criteria for determining qualifications, positive attributes and independence of a director and recommend to the board of directors a policy relating to, the remuneration of the directors, key managerial personnel and other employees;
2. Formulation of criteria for evaluation of performance of independent directors and the board of directors;
3. Devising a policy on diversity of board of directors;
4. Identifying persons who are qualified to become directors and who may be appointed in senior management in accordance with the criteria laid down, and recommend to the board of directors their appointment and removal;
5. Whether to extend or continue the term of appointment of the independent director, on the basis of the report of performance evaluation of independent directors;
6. To formulate remuneration policy ensuring that (i) the level and composition of remuneration is reasonable and sufficient to attract, retain and motivate directors of the quality required to operate the company successfully (ii) relationship of remuneration to performance is clear and meets appropriate performance benchmark; and (iii) remuneration to directors, key managerial personnel and senior management involves a balance between fixed and incentive pay reflecting short and long term performance objectives appropriate to the working of the company and its goals;
7. To administer, monitor and formulate the plan, terms and conditions of Employee Stock Option Scheme titled "Alphageo ESOS 2008", allotment

of shares pursuant to exercise of options granted in terms of the Scheme to employees of the Company and also to the employees of subsidiary companies.

Performance Evaluation

In terms of the requirement of the Act and Listing Regulations, formal evaluation of the performance of the Board as a whole, its Committees and individual directors including independent directors has been done through a structured questionnaire encompassing upon various areas that provide an insight and feedback into the functioning of the Board, its Committees, individual directors and areas of development. The reports received by the Company from the Directors, evaluating and assessing the performance of all individual directors were reviewed by the Nomination and Remuneration Committee and the Independent Directors in their separate meeting. The peer rating on certain parameters, positive attributes and improvement areas for each Board member was also provided to them in a confidential manner. The feedback obtained from the interventions was discussed in detail and, where required, independent and collective action points for improvement were put in place.

Remuneration Policy

The Company has a well defined policy for appointment and remuneration of directors, key management personnel and other employees which aims to retain, motivate and promote talent and ensures long term sustainability of talented managerial persons. The Nomination and Remuneration Policy of the Company provides a framework based on which our Human Resources Management aligns their recruitment plans for the strategic growth of the Company. The Policy is

disclosed on the website of the Company at the web link: <http://www.alphaageindia.com/Policies.htm>.

Remuneration to Non-executive Directors:

Independent Directors and Non-Independent Non-Executive Directors are paid sitting fees for attending the Meetings of the Board and Audit Committee within regulatory limits, as approved by the Board. Besides this, the Company also reimburses the commuting and other out of pocket expenses incurred for attending the meetings.

The details of remuneration paid to the Directors along with their shareholding in the company during the year 2018-19:

i) Non-executive Director(s):

Name	Sitting Fees (₹)	No. of shares held as on 31.03.2019
Mr. Ashwinder Bhel	1,35,000	Nil
Mr. Mohan Krishna Reddy	1,80,000	Nil
Mr. Raju Mandapalli	1,80,000	Nil
Mr. Rajesh Alla	1,80,000	1,26,567
Mr. Z. P. Marshall	45,000	500

There were no pecuniary transactions with any of the Non-Executive Directors during the year, except payment of remuneration.

Remuneration to Executive Directors:

The Executive directors/ Whole-time directors of the Company are paid the remuneration as recommended by the Nomination and Remuneration Committee, and further approved by the Board of Directors and Shareholders. The remuneration paid consists of fixed salary and allowances on monthly basis and commission based on profits of the Company calculated in terms of Section 197 of the Act.

(Amounts in Indian Rupees)

ii) Executive Director(s):

Name	Salary	Perquisites	Commissions	Contribution to P.F.	Total
Mr. Dinesh Alla	1,08,00,000	13,27,932	2,93,08,751	12,96,000	4,27,32,683
Mrs. Savita Alla	36,00,000	6,00,000	3,81,00,683	4,32,000	4,27,32,683

Stakeholders Relationship Committee

The Company's Stakeholders Relationship Committee was constituted under the provisions of the Companies Act and Listing Regulations with the primary responsibility of redressal of shareholders' and investors' grievances including complaints relating to transfer and transmission of securities, dematerialization/ re-materialization of securities, issue of duplicate share certificates, non-receipt of dividends and such other grievances as may be raised by the shareholders from time to time. The Committee also oversees the performance of the Registrar and Share Transfer Agent and recommends measures for overall quality improvement of investor services.

The terms of reference of the Stakeholders' Relationship Committee are in line with the provisions of Section 178 of the Companies Act,

2013 and Part D of the Schedule II of the SEBI (LODR) Regulations, 2015.

Composition, meetings and attendance

The Stakeholders Relationship Committee comprises of one Non-executive director and two Executive directors and headed by the Non-executive director. The Board has designated the Company Secretary as Compliance Officer under SEBI Regulations. The Company Secretary also acts as the Secretary to the Stakeholders Relationship Committee.

During the year, the Committee met four times on May 18, 2018, August 6, 2018, November 12, 2018 and February 9, 2019. The composition of the Stakeholders Relationship Committee and the details of the meetings attended by its members during the financial year ended March 31, 2019 are as under:

S. No.	Name of the members	Category	Designation	No. of meetings	
				Held	Attended
1	Mr. Rajesh Alla	Non-executive director	Chairman	4	4
2	Mr. Dinesh Alla	Executive director	Member	4	4
3	Mrs. Savita Alla	Executive director	Member	4	4
4	Mr. Z. P. Marshall (upto May 18, 2018)	Independent Director	Member	1	1

Investors' grievances/ complaints received during the year 2018-19:

No of Complaints unresolved at the beginning of the year	Nil
No. of complaints received	14
No. of complaints resolved to the satisfaction of shareholder	14
No. of complaints not resolved to the satisfaction of shareholder	Nil
No. of pending complaints as on March 31, 2019	Nil

The quarterly statement on investor complaint received and disposed of is submitted with stock exchanges within 21 days from the end of each quarter and the statement filed is also placed before the subsequent meeting of Board of Directors.

Corporate Social Responsibility Committee

The Corporate Social Responsibility Committee was constituted with the prime responsibility to assist

the Board in discharging its social responsibilities by way of formulating, monitoring and implementing a framework in line with the Corporate Social Responsibility Policy of the Company. The terms of reference of the Committee are in line with the provisions of Section 135 of the Companies Act, 2013. The Company's Policy on Corporate Social Responsibility is available on the Company's website on the web link: <http://www.alphaeoindia.com/Policies.htm>.

The CSR activities undertaken during the year under review are detailed in the Annual Report on CSR activities annexed to the Directors' Report. The focus areas for Company's CSR activities during 2018-19 were:

- Primary healthcare
- Education, in particular Girl Education and Empowerment
- Livelihood programmes for youth and people with disability

Composition, meetings and attendance

The Committee comprises of two Executive directors and one Independent director and headed by an Executive director. The Company Secretary of the Company acts as the Secretary to the CSR Committee.

During the year 2018-19, the meetings of CSR Committee were held on May 18, 2018 and November 12, 2018. The composition of the CSR Committee and the details of the meetings attended by its members during the financial year ended March 31, 2019 are as under:

S. No.	Name of the members	Category	Designation	No. of meetings	
				Held	Attended
1	Mr. Dinesh Alla	Executive director	Chairman	2	2
2	Mrs. Savita Alla	Executive director	Member	2	2
3	Mr. Ashwinder Bhel	Independent director	Member	2	2
4	Mr. Z. P. Marshall (upto May 18, 2018)	Independent Director	Member	1	1

Securities Issue Committee

Securities Issue Committee was constituted by the Board of Directors on October 13, 2016 under the Chairmanship of Mr. Dinesh Alla, Chairman and Managing Director of the Company with the objective to deal with issue of securities of the Company from time to time to strengthen the Company's Financial Position and Net Worth by augmenting the long term resources and to enhance the competitiveness and financial ability to meet financial needs of the company at the respective times.

The main terms of reference of the Committee include the following and incidental thereto:

- to issue Securities of the Company of such nature and in the manner in compliance with applicable provisions of the Companies Act, SEBI (ICDR) Regulations 2009, Foreign Exchange Management Act and other applicable provisions, rules and regulations from time to time;
- to authorise or appoint any of the Members of the Committee or Officers of the Company to do any of the relevant act for this purpose;

- to determine the utilisation of the funds raised through issue of Securities from time to time;
- to appoint any professional, attorney or advocate, a consultant at such remuneration as the Committee think fit from time to time;
- to do all other relevant acts in implementing the term of reference, until these terms are modified or amended by the Board.

Composition, meetings and attendance

The Securities Issue Committee comprises of two Executive directors, a Non-executive director and an Independent director and is headed by an Executive director. The Company Secretary of the Company acts as Secretary of the Committee.

During the year, the Committee met once on May 18, 2018. The composition of the Securities Issue Committee and the details of the meeting attended by its members during the financial year ended March 31, 2019 are as under:

S. No.	Name of the members	Category	Designation	No. of meetings	
				Held	Attended
1	Mr. Dinesh Alla	Executive director	Chairman	1	1
2	Mrs. Savita Alla	Executive director	Member	1	1
3	Mr. Rajesh Alla	Non-executive director	Member	1	1
4	Mr. Mohan Krishna Reddy	Independent director	Member	1	1

5. Unclaimed Dividend of the previous years

Section 124 of the Companies Act 2013 read with Investor Education and Protection Fund Authority (Accounting, Audit, Transfer and Refund) Rules 2016 ('the Rules') mandates the Companies to transfer dividend that has remained unpaid/unclaimed

for a period of seven years in the unpaid dividend account to the Investor Education and Protection Fund (IEPF). Accordingly, the dividend for the years mentioned below will be transferred to IEPF on the respective dates, if the dividend remains unclaimed for seven years.

Financial Year	Date of Declaration of Dividend	Last Date of Claiming the Dividend	Unclaimed amount as on 31.03.2019 (₹)	Due date for transfer to Investor Education and Protection Fund (IEPF)
2013-14	26.09.2014	31.10.2021	3,08,480	30.11.2021
2014-15	28.09.2015	02.11.2022	3,00,100	01.12.2022
2015-16	29.09.2016	03.11.2023	2,92,748	02.12.2023
2016-17	29.09.2017	03.11.2024	5,48,032	02.12.2024
2017-18	14.09.2018	19.10.2025	5,91,608	18.11.2025

The details of the unpaid/ unclaimed dividend lying with the Company are available on the website of the Company at the web link, <http://alphageoindia.com/Unclaimed%20Dividends.htm>.

6. Shares in Demat suspense/ Un-claimed suspense accounts

There are no shares lying in the demat suspense account or unclaimed suspense account.

7. Insider Trading Regulations

The Company has formulated a comprehensive Code of Conduct for Prevention of Insider Trading in accordance with the SEBI (Prohibition of Insider Trading) Regulations, 2015 for its directors, officers, designated employees and other connected persons who are expected to have access to unpublished price sensitive information relating to the Company. A detailed report on the matters related to insider trading code is submitted to the Chairman of Audit Committee on a quarterly basis. The Company Secretary of the Company is designated as the Compliance Officer for the purpose of this regulation. The Company's Code of Conduct is available on the website of the Company at the web link <http://www.alphageoindia.com/corporate-governance.htm>.

8. Disclosure of Accounting Treatment

The financial statements are prepared in compliance with all material aspects of the Indian Accounting Standards (Ind AS) notified under Section 133 of the Companies Act, 2013 (the Act), the Companies (Indian Accounting Standards) Rules, 2015 and other relevant provisions of the Act.

9. Risk Management

The Company ensures the sound risk management practices for timely identification of various risks impacting the company, assessment and evaluation of the same in line with overall business objectives and mitigating actions to systematically address the identified risk on continuing basis. The Company's policy on risk management is provided in Management Discussion and Analysis report.

10. Reconciliation of share capital audit

An audit is conducted on a quarterly basis by M/s D. Hanumanta Raju & Co., Company Secretaries in Practice, in terms of Regulation 55A of SEBI (Depositories and Participants) Regulations, 1996, to reconcile the total admitted equity share capital with the Depositories (NSDL and CDSL) and the total issued and listed equity share capital. The Reconciliation of Share Capital Audit Report confirms that the total issued/paid-up capital is in agreement with the aggregate of the total number of shares in physical form and the total number of shares in dematerialized form held with Depositories and also further confirms that the requests for dematerialization of shares are processed by the Registrar and Transfer Agent within stipulated period of 21 days and uploaded with the concerned depositories. A copy of the report is submitted by the Company to the Stock

Exchanges (NSE and BSE) on a quarterly basis within the prescribed time limit.

11. Certificate on Corporate Governance

The Certificate on Corporate Governance as stipulated under Para E of Schedule V SEBI (Listing Obligations and Disclosure Requirements) Regulations, 2015 issued by M/s D. Hanumanta Raju & Co., Company Secretaries in Practice confirming compliance with the conditions of corporate governance is annexed with Corporate Governance Report.

12. Disclosures

(a) Related Party Transactions

During the year under review, there were no materially significant transactions or arrangements entered by the Company with the related parties that may have potential conflict with the interests of the Company at large. All transactions entered into by the Company with related parties as defined under the Act and the Listing Regulations, during the financial year 2018-19 were in the ordinary course of business and on arm's length pricing basis. The Register of Contracts containing transactions in which Directors are interested is placed before the Audit Committee and Board regularly. Necessary disclosures as required under the Accounting Standards have been made at Note 36 of Notes on Financial Statements. The Company has formulated a policy on dealing with related party transactions and for determining the materiality of such transactions. This policy is available on the website of the Company at web link: <http://www.alphageoindia.com/Policies.htm>.

(b) Compliance with the requirements of SEBI/ Stock Exchanges and Statutory Authorities

The Company has complied with the laws applicable to the Company related to capital markets, tax / excise matters, and such other related matters. The report on the legal compliance is periodically reviewed by the Board. There were no instances of non-compliance or levying penalty on the Company for non-compliance either by SEBI, Stock

Exchange or any statutory authority during the last three years.

(c) Whistle Blower Policy and Vigil Mechanism

The Company has a Whistle Blower Policy and has established necessary Vigil Mechanism as defined under Regulation 22 of the Listing Regulations to deal with instances of unethical behavior, mismanagement, fraud or violation of company's code of conduct or ethics policy, if any. The Policy ensures that strict confidentiality is maintained whilst dealing with concerns and also that no discrimination will be meted out to any person for a genuinely raised concern. The Policy allows the whistle blower direct access to the Chairperson of the Audit Committee to report any suspected or confirmed incident of fraud or misconduct. It is affirmed that no person has been denied access to the Chairman of the Audit Committee so far.

The Whistle Blower Policy is disclosed on the website of the Company at the web link <http://www.alphageoindia.com/Policies.htm>. The Audit Committee periodically reviews the functioning of whistle blower mechanism.

(d) Details of Compliance with Mandatory and Non-mandatory requirements

Mandatory Requirements

The Company has complied with all mandatory requirements of Corporate Governance as prescribed under Regulation 17 to 27 and Regulation 46(2) of the Listing Regulations. The Board of Directors periodically reviews the compliance of all applicable laws and steps taken by the Company to rectify the instances of non compliance, if any.

Non-mandatory Requirements

Apart from complying with the mandatory requirements of corporate governance prescribed by SEBI (LODR) Regulations 2015, the Company has also fulfilled the following discretionary requirements as provided for in the Listing Regulations:

(i) Shareholders rights

Quarterly and half yearly results are being displayed on the Company's website www.alphageoindia.com and also being published in widely circulated newspapers. The Company publishes the voting results of shareholder meetings and makes it available on its website - www.alphageoindia.com and reports the same to Stock Exchanges in terms of regulation 44 of the Listing Regulations.

(ii) Audit qualifications

The Company's financial statements for the year ended March 31, 2019 are with unmodified opinion of the Auditors of the Company.

(iii) Reporting of Internal Auditor

The Internal Auditor directly reports to the Audit Committee of the Board.

(e) Subsidiary Companies

The Company has formulated a policy for determining material subsidiaries as defined in Regulation 16 of the SEBI (LODR) Regulations, 2015 and the same is posted on the Company's website at the web link <http://www.alphageoindia.com/Policies.htm>. During the year, the Company does not have any unlisted material subsidiary.

The Company has a foreign subsidiary named Alphageo International Limited in Dubai of United Arab Emirates and Indian subsidiaries named Alphageo Marine Services Private Limited and Alphageo Offshore Services Private Limited (Non-material subsidiaries) during the year ended on March 31, 2019. The Audit Committee periodically reviews the financial statements of the subsidiary companies along with the statement containing all significant transactions entered into by them. Minutes of the Board meetings of the subsidiary companies are also reviewed periodically by the Company's Board. Even though the said companies are non-material subsidiary, the Company has nominated its Director on the

Board of the subsidiaries and monitors regularly the performance of the subsidiaries.

(f) Commodity Price Risk or Foreign Exchange risk and Hedging Activities

The operations of the Company do not envisage any Commodity Price Risk or material Foreign Exchange Risk.

(g) Proceeds from Public/ Right/ Preferential Issue

During the year under review, the Company has not raised any fresh funds from the public or through rights or preferential issue.

(h) Certificate of Non-disqualification of Directors

A Certificate from M/s. D. Hanumanta Raju & Co., Company Secretaries in Practice has been obtained certifying that none of the Directors on the Board of the Company have been debarred or disqualified from being appointed or continuing as directors by the SEBI/ Ministry of Corporate Affairs or any such statutory authority as on March 31, 2019. The Certificate is annexed to this Report.

(i) Recommendation of the Committees

The Board has accepted all recommendations made by the Committees of the Board during the relevant financial year.

(j) Fees paid to the Statutory Auditors

M/s. Majeti & Co., Statutory Auditors of the Company have been paid fee of ₹11,05,000/- for Audit and other services provided during the year 2018-19.

(k) Sexual Harassment of Women at Workplace (Prevention, Prohibition and Redressal) Act, 2013

a.	Number of complaints filed during the financial year	Nil
b.	Number of complaints disposed of during the financial year	Nil
c.	Number of complaints pending as at end of the financial year	Nil

13. Code of Conduct

The Company's Code of Ethics and Business Conduct for the Directors, Key Managerial Personnel and Senior Management ("the Code") is a comprehensive code that lays down in detail, the standards of business conduct, ethics and strict governance norms for the Board and senior management personnel. In compliance of Regulation 26(3) of Listing Regulations, all the Directors and Senior Management of the Company have affirmed compliance of code of conduct as on March 31, 2019. The Company has obtained declaration from the Chairman and Managing Director of the Company confirming compliance of the Code of Conduct.

This Code is also available on the website of the Company at the following web link: http://www.alphageoindia.com/corporate_governance.htm.

Declaration of compliance of the Code of Conduct in terms of Schedule V of SEBI (LODR) Regulations, 2015 is given hereunder:

In terms of Schedule V of SEBI (LODR) Regulation, 2015, I, Dinesh Alla, Chairman and Managing Director of the Company hereby confirm that:

- The Board of Directors of Alphageo (India) Limited has laid down a Code of Conduct for all the Board members and senior managerial personnel of the Company. The said Code of Conduct has also been posted on the Corporate Governance page of the Company's website www.alphageoindia.com.
- All the Board members and senior managerial personnel have affirmed their compliance with the said Code of Conduct for the year ended March 31, 2019.

For Alphageo (India) Limited
Dinesh Alla
 Chairman and Managing Director

Hyderabad
 May 22, 2019

14. General Body Meetings

(a) Annual General Meetings:

The Annual General Meetings of the Company during the preceding three years were held at "Sundarayya Vignana Kendram, Baghlingampally, Hyderabad" on the following dates and times, wherein the following special resolutions were passed:

AGM	Financial Year ended	Date of AGM	Time	Special resolutions passed
29th AGM	31.03.2016	29.09.2016	11.00 AM	a. Appointment of Mr. Dinesh Alla as Managing Director of the Company for a period of 5 years from August 21, 2016 to August 20, 2021 and for approval of remuneration for a period of 3 years from August 21, 2016 to August 20, 2019.
				b. Issue of Securities of the Company.
30th AGM	31.03.2017	29.09.2017	11.00 AM	a. Issue of Securities of the Company
31st AGM	31.03.2018	14.09.2018	11.00 AM	-NIL-

(b) Special Resolutions passed through Postal Ballot:

There were no resolutions passed by way of postal ballot during the year under review. Further, no special resolution is proposed to be conducted through postal ballot as on date.

(c) Extraordinary General Meeting:

No Extraordinary General Meeting of members of the Company was held during the year under review.

15. Communication to Shareholders

The Company regularly interacts with Members through multiple channels of communication as it considers dissemination of information crucial since many stakeholders are interested in the affairs of the Company.

The quarterly, half-yearly and annual financial results of the Company are made available in the public domain of both the Stock Exchanges (NSE and BSE) soon after the conclusion of the Board Meeting in

which the above-said results were approved and the same are published in widely circulated newspapers namely Business Standard (English daily) in all India editions and Nava Telangana (Telugu daily) in Hyderabad edition in compliance with legal provisions in this regard.

Information such as press releases on significant developments in the Company, presentations made to institutional investors or to the analysts, notices to shareholders and other information of the Company are hosted on the website of the Company, www.alphageoindia.com.

16. General Shareholder Information

I. Annual General Meeting for the financial year 2018-19

a. Date and Venue of the meeting	
Date	: September 30, 2019
Time	: 11.00 A.M.
Venue	: Sundarayya Vignana Kendram, 1-8-1/B/25A, Baghlingampally, Hyderabad-500044
Financial Year	: April 01, 2018 to March 31, 2019
b. Dividend payment date	: Credit/dispatch of dividend payment: On or before October 20, 2019
c. Book closure dates	: From September 21, 2019 to September 29, 2019

II. Tentative Calendar for financial year ending March 31, 2020

Results for Quarter ending June, 2019	: Within 45 days from the end of quarter
Results for Quarter ending September, 2019	: Within 45 days from the end of quarter
Results for Quarter ending December, 2019	: Within 45 days from the end of quarter
Results for Quarter ending March, 2020	: Within 60 days from March 31, 2020
Annual General Meeting	: On or before September 30, 2020

III. Listing Details

Name and Address of the Stock Exchange	Stock Code/ Symbol
BSE Limited	
1st Floor, New Trading Ring, P.J. Towers, Dalal Street, Fort, Mumbai - 400 001	526397
National Stock Exchange of India Limited	
"Exchange Plaza", Bandra-Kurla Complex, Bandra – East, Mumbai - 400 051	ALPHAGEO

ISIN: INE137C01018

IV. Listing Fees and Custodian / Issuer fees

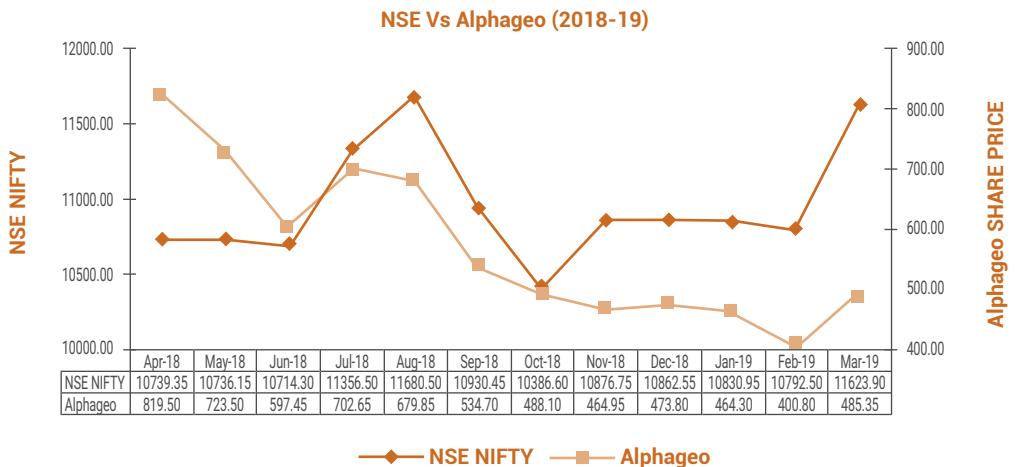
There are no dues of Annual Listing Fees to National Stock Exchange of India Limited (NSE) and BSE Limited (BSE); and Custodian / Issuer Fees to National Stock Depositories Limited (NSDL) and Central Depository Services (India) Limited (CDSL).

V. Stock Market Data

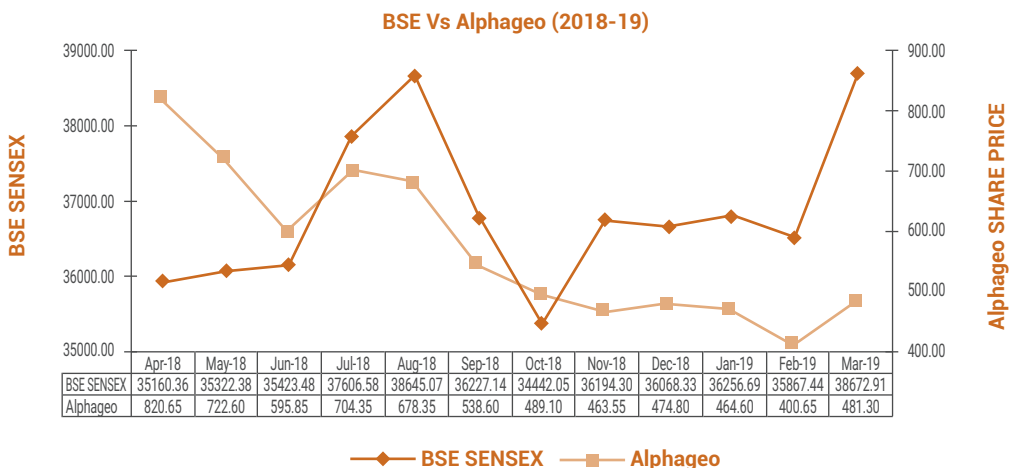
Monthly high, low quotations and trading volumes of the Company's equity shares during the financial year 2018-19 at BSE and NSE are as given below:

Month	NSE			BSE		
	High (₹)	Low (₹)	Volume of shares traded	High (₹)	Low (₹)	Volume of shares traded
April 2018	848.00	750.00	3,89,972	845.10	742.00	79,954
May 2018	829.80	715.25	3,13,046	840.00	715.10	68,401
June 2018	734.00	550.00	4,49,818	739.00	545.70	53,818
July 2018	706.00	547.70	2,61,619	705.70	550.00	46,642
August 2018	719.85	611.00	2,44,241	720.10	627.75	41,290
September 2018	681.85	525.00	1,71,762	689.00	531.00	36,365
October 2018	549.95	438.55	2,25,895	550.00	440.00	58,611
November 2018	524.00	453.05	1,24,600	522.00	451.35	37,136
December 2018	494.90	427.00	74,981	494.00	431.10	19,216
January 2019	494.90	439.90	93,398	498.00	433.00	26,755
February 2019	466.65	362.50	2,22,779	461.60	365.00	30,243
March 2019	548.00	400.00	2,69,437	547.50	400.75	38,486

VI. Performance of the Company's Share Price in comparison with the broad-based indices: Comparison of Company's share price with NSE NIFTY



Comparison of Company's share price with BSE SENSEX



The securities of the Company are not suspended from trading during the financial year ended March 31, 2019.

VII. Share Transfer System

Transfers of equity shares in dematerialized form are processed and approved in the electronic form by the Depositories through their depository participants. Karvy Fintech Private Limited, the Registrar and Share Transfer Agent of the Company process the transfer of shares in physical form.

The SEBI, with effect from April 1, 2019 has mandated the transfer of shares in dematerialised form only. The shareholders holding shares in physical form are advised to get the same dematerialised.

The Company obtains a half-yearly certificate from a Company Secretary in Practice with respect to the share transfer formalities as required under Regulation 40(9) of Listing Regulations and files a copy of the said certificate with the stock exchanges.

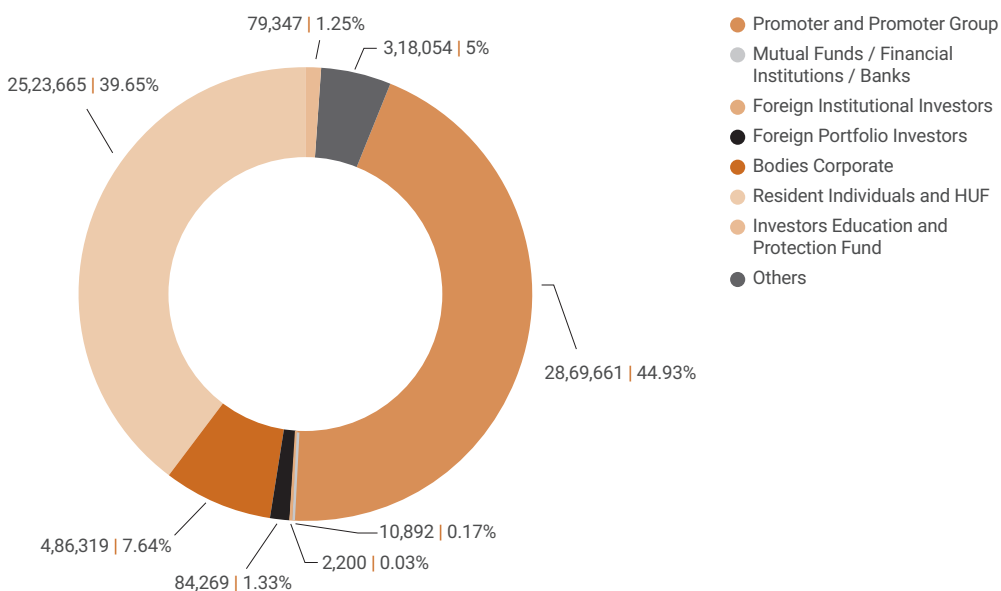
VIII. Distribution of Shareholding as on March 31, 2019

Nominal Value (₹)	Shareholders		No. of Shares	
	Number	%	Number	%
1-5000	16,873	94.60	13,81,346	21.70
5001-10000	534	2.99	4,02,083	6.32
10001-20000	242	1.36	3,51,713	5.53
20001-30000	69	0.39	1,66,882	2.62
30001-40000	33	0.19	1,18,393	1.86
40001-50000	17	0.10	76,244	1.20
50001-100000	23	0.13	1,65,665	2.60
100001 & Above	46	0.26	37,02,441	58.17
Total	17,837	100.00	63,64,767	100.00

IX. Shareholding Pattern as on March 31, 2019

S. No.	Category	No. of Shareholders	No. of shares held	%
1	Promoter and Promoter Group:-			
i	Indian	14	26,97,645	42.38
ii	Foreign	3	1,62,016	2.55
		17	28,59,661	44.93
2	Mutual Funds/ Financial Institutions/Banks:-			
i	Mutual Funds	4	4,400	0.07
ii	Financial Institutions/ Banks	2	6,492	0.10
		6	10,892	0.17
3	Foreign Institutional Investors:-	1	2,200	0.03
4	Foreign Portfolio Investors	3	84,629	1.33
5	Bodies Corporate	289	4,86,319	7.64
6	Resident Individuals and HUF	16,675	25,23,665	39.65
7	Investors Education and Protection Fund	1	79,347	1.25
8	Others:-			
i	Clearing Members	39	8,301	0.13
ii	Non-Resident Indians	802	2,92,524	4.60
iii	Non-banking Finance Corporations	3	2,525	0.04
iv	Trusts	1	14,704	0.23
		845	3,18,054	5.00
	Total	17,837	63,64,767	100.00

Shareholding pattern as on March 31, 2019

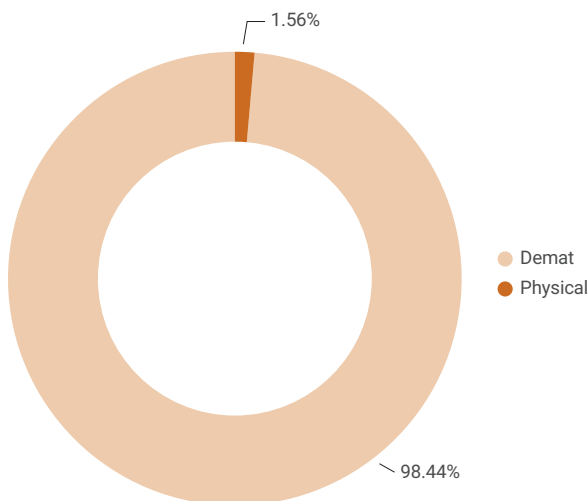


X. De-materialisation of Shares and Liquidity and Shareholding Profile as on March 31, 2019

As on March 31, 2019, 62,65,529 equity shares representing 98.44% of the total equity share capital of the Company were held in dematerialised form with National Securities Depository Limited (79.29%) and Central Depository Services (India) Limited (19.15%). The break-up of equity shares held in Physical and Dematerialised form as on March 31, 2019 is given below:

Mode of Holding	No of Holders	Shares	% to Equity
Demat			
NSDL	9,735	50,46,343	79.29
CDSL	7,452	12,19,186	19.15
Total	17,187	62,65,529	98.44
Physical	650	99,238	1.56
Total	17,837	63,64,767	100.00

Shareholding profile as on March 31, 2019



XI. Outstanding GDRs/ADRs/Warrants or any Convertible Instruments

There are no outstanding warrants or any convertible instruments at the end of the financial year under review.

XII. Address for Correspondence

- i Registrar and Share Transfer Agents: M/s. Karvy Fintech Private Limited
 Karvy Selenium, Tower B, Plot No. 31-32,
 Gachibowli, Financial District, Nanakramguda,
 Serilingampally, Hyderabad-500032
 Phone: 040-67161500
 Toll Free No. 1800-3454-001
 E-mail: einward.ris@karvy.com
 Website:-www.karvyfintech.com

- ii **Contact Personnel of the Company:** Ms. Deepa Dutta
Company Secretary & Compliance Officer
- iii **Corporate Office of the Company:** Alphageo (India) Limited
Plot No. 1, Sagar Society,
Road No. 2, Banjara Hills
Hyderabad – 500034, Telangana
Ph: 040-23550502/23550503 Fax: 040-23550238
E-mail: info@alphageoindia.com
Website: www.alphageoindia.com

Hyderabad
May 22, 2019

For Alphageo (India) Limited
Dinesh Alla
Chairman and Managing Director

Certificate on Corporate Governance

TO
THE MEMBERS OF
ALPHAGEO (INDIA) LIMITED

We have examined the compliance of conditions of Corporate Governance by ALPHAGEO (INDIA) LIMITED (“the Company”), for the year ended on March 31, 2019, as stipulated in Regulation 15(2) of Securities and Exchange Board of India (Listing Obligations and Disclosure Requirements) Regulations, 2015 [Listing Regulations] for the period 1st April, 2018 to 31st March, 2019.

The compliance of conditions of Corporate Governance is the responsibility of the Management. Our examination was limited to procedures and implementation thereof, adopted by the Company for ensuring the compliance of the conditions of Corporate Governance. It is neither an audit nor an expression of opinion on the Financial Statements of the Company.

In our opinion and to the best of our information and according to the explanations given to us by the Directors, officers and the management, we certify that the Company has complied with the conditions of Corporate Governance as stipulated in the above mentioned Listing Regulations.

We further state that such compliance is neither an assurance as to the future viability of the Company nor the efficiency or effectiveness with which the Management has conducted the affairs of the Company.

Place: Hyderabad
May 22, 2019

For **D. Hanumanta Raju & Co**
Company Secretaries

CS Shaik Razia
Partner
FCS: 7122, CP No: 7824

Certification of Managing Director and Chief Financial Officer

[Pursuant to Regulation 17(8) of the SEBI (Listing Obligations and Disclosure Requirements) Regulations, 2015]

We, Dinesh Alla, Chairman and Managing Director and Venkatesa Perumallu Pasumarthy, Chief Financial Officer, to the best of our knowledge and belief, certify that:

- (a) We have reviewed the Audited Financial Statements of the Company and of the Group for the year ended March 31, 2019 and these statements:
 - i. do not contain any materially untrue statement or omit of any material fact or contain statements that might be misleading;
 - ii. present a true and fair view of the Company's affairs and are in compliance with existing accounting standards, applicable laws and regulations.
- (b) There are no transactions entered into by the company during the year which are fraudulent, illegal or violative of the company's code of conduct.
- (c) We accept responsibility for establishing and maintaining internal controls for financial reporting and that we have evaluated the effectiveness of internal control systems of the company pertaining to financial reporting and have disclosed to the auditors and the Audit Committee, deficiencies in the design or operation of such internal controls, if any, of which they are aware and the steps we have taken or propose to take to rectify these deficiencies;
- (d) We have indicated to the auditors and the Audit Committee
 - i. significant changes in internal control over financial reporting during the year;
 - ii. significant changes in accounting policies if any, made during the year and that the same have been disclosed in the notes to the financial statements; and
 - iii. instances, if any, of significant fraud of which we become aware about the involvement therein of the management or an employee having a significant role in the company's internal control system over financial reporting.

Hyderabad
May 22, 2019

Dinesh Alla
Chairman and Managing Director

Venkatesa Perumallu Pasumarthy
Chief Financial Officer

Certificate of Non-Disqualification of Directors

(Pursuant to Regulation 34(3) and Schedule V Para C clause (10)(i) of the SEBI (Listing Obligations and Disclosure Requirements) Regulations, 2015)

To
The Members of
ALPHAGEO (INDIA) LIMITED
802, Babukhan Estate, Basheerbagh,
Hyderabad - 500 001

We have examined the relevant registers, records, forms, returns and disclosures received from the Directors of ALPHAGEO (INDIA) LIMITED having CIN: L74210TG1987PLC007580 and having registered office at 802, Babukhan Estate, Basheerbagh, Hyderabad - 500 001 (hereinafter referred to as 'the Company'), produced before us by the Company for the purpose of issuing this Certificate, in accordance with Regulation 34(3) read with Schedule V Para - C Sub clause 10(i) of the Securities Exchange Board of India (Listing Obligations and Disclosure Requirements) Regulations, 2015.

In our opinion and to the best of our information and according to the verifications (including Directors Identification Number (DIN) status at the portal www.mca.gov.in) as considered necessary and explanations furnished to us by the Company & its officers, We hereby certify that none of the Directors on the Board of the Company as stated below for the Financial Year ending on March 31, 2019 have been debarred or disqualified from being appointed or continuing as Directors of Companies by the Securities and Exchange Board of India, Ministry of Corporate Affairs, or any such other Statutory Authority.

Sr. No.	Name of Director	DIN	Date of Appointment in Company
1.	Mr. Dinesh Alla	01843423	21/08/1991
2.	Mrs. Savita Alla	00887071	29/05/2014
3.	Mr. Rajesh Alla	01657395	30/09/1992
4.	Mr. Ashwinder Bhel	00962469	24/10/2006
5.	Mr. Mohanakrishna Reddy Aryabumi	00093185	29/05/2014
6.	Mr. Raju Mandapalli	08014543	04/12/2017

Ensuring the eligibility for the appointment / continuity of every Director on the Board is the responsibility of the management of the Company. Our responsibility is to express an opinion on these based on our verification. This certificate is neither an assurance as to the future viability of the Company nor of the efficiency or effectiveness with which the management has conducted the affairs of the Company.

Place: Hyderabad
May 22, 2019

For **D. Hanumanta Raju & Co**
Company Secretaries

CS Shaik Razia
Partner
FCS: 7122, CP No: 7824

The background of the page features a series of concentric, light gray circles that create a subtle, textured effect. The circles are centered and expand outwards, filling most of the page area.

STANDALONE FINANCIAL STATEMENTS

Independent Auditor's Report

To
The Members of
ALPHAGEO (INDIA) LIMITED

Report on the Audit of the Standalone Financial Statements Opinion

We have audited the accompanying standalone financial statements of ALPHAGEO (INDIA) LIMITED ("the Company"), which comprise the Balance Sheet as at 31st March 2019, and the Statement of Profit and Loss (including Other Comprehensive Income), the Statement of Cash Flows and the Statement of Changes in Equity for the year then ended, and a summary of significant accounting policies and other explanatory information.

In our opinion and to the best of our information and according to the explanations given to us, the aforesaid standalone financial statements give the information required by the Companies Act, 2013 ("the Act") in the manner so required and give a true and fair view in conformity with the Indian Accounting Standards prescribed under section 133 of the Act read with the Companies (Indian Accounting Standards) Rules, 2015, as amended, ("Ind AS") and other accounting principles generally accepted in India, of the state of affairs of the Company as at 31st March 2019, and its profit, total comprehensive income, its cash flows and the changes in equity for the year ended on that date.

Basis for Opinion

We conducted our audit of the standalone financial

statements in accordance with the Standards on Auditing specified under section 143(10) of the Act (SAs). Our responsibilities under those Standards are further described in the Auditor's Responsibility for the Audit of the Standalone Financial Statements section of our report. We are independent of the Company in accordance with the Code of Ethics issued by the Institute of Chartered Accountants of India (ICAI) together with the ethical requirements that are relevant to our audit of the standalone financial statements under the provisions of the Act and the Rules made thereunder, and we have fulfilled our other ethical responsibilities in accordance with these requirements and the ICAI's Code of Ethics. We believe that the audit evidence obtained by us is sufficient and appropriate to provide a basis for our audit opinion on the standalone financial statements.

Key Audit Matters

Key audit matters are those matters that, in our professional judgment, were of most significance in our audit of the standalone financial statements of the current period. These matters were addressed in the context of our audit of the standalone financial statements as a whole, and in forming our opinion thereon, and we do not provide a separate opinion on these matters. We have determined the matters described below to be the key audit matters to be communicated in our report.

Sr. No.	Key Audit Matter	Auditor's Response
1	<p>Accuracy of revenue recognition:</p> <p>Measurement of Liquidated damages/ Contractual Deductions involves critical estimates.</p> <p>As per Ind AS 115</p> <p>Revenue should be recognised when (or as) an entity transfers control of goods or services to a customer at the amount to which an entity expects to be entitled.</p> <p>As per the standard, Company is required to recognise the revenue at the amount of the transaction price. While determining the transaction price, an entity is required to consider the effects of all of the following:</p> <ul style="list-style-type: none"> • Variable consideration • Constraining estimates of variable consideration • Consideration payable to a customer. <p>Applying the principles of Ind AS 115 to the given case, Critical Estimates involved as detailed below;</p> <p>Estimate the amount of consideration, Where the contractual deductions are inherent in determination of transaction price.</p> <p>Estimated Liquidated damages are critical estimate to determine the variable consideration. This estimate has an inherent uncertainty as the deductions will be impacted based on the work to be executed in future in accordance with the contract.</p> <p>Refer Notes 19.1 to the Standalone financial statements.</p>	<p>Principal audit procedures performed:</p> <ul style="list-style-type: none"> • Based on our knowledge gained through Company's contract with customer and work completed till date, we reviewed the management workings on the calculation of Transaction price adjustment w.r.t to variable consideration i.e., adjustment of transaction price for the contractual deductions. • We also considered the historical accuracy of estimates made by management. <p>We further challenged management's contract risk assessments by enquiries, and review of correspondence with customers where available.</p>

Information Other than the Financial Statements and Auditor's Report Thereon

The Company's Board of Directors is responsible for the other information. The other information comprises the Management Discussion and Analysis, Board's Report including Annexures to Board's Report, Corporate Governance and Shareholder's Information but does not include the standalone financial statements and our auditor's report thereon.

Our opinion on the standalone financial statements does not cover the other information and we do not express any form of assurance conclusion thereon.

In connection with our audit of the standalone financial statements, our responsibility is to read the other information and, in doing so, consider whether the other information is materially inconsistent with the standalone financial statements or our knowledge

obtained during the course of our audit or otherwise appears to be materially misstated.

If, based on the work we have performed on the other information that we obtained prior to the date of this auditor's report, we conclude that there is a material misstatement of this other information, we are required to report that fact. We have nothing to report in this regard.

Management's Responsibility for the Standalone Financial Statements

The Company's Board of Directors is responsible for the matters stated in section 134(5) of the Act with respect to the preparation of these standalone financial statements that give a true and fair view of the financial position, financial performance including other comprehensive income, cash flows and changes in equity of the Company in accordance with the Ind AS

and other accounting principles generally accepted in India. This responsibility also includes maintenance of adequate accounting records in accordance with the provisions of the Act for safeguarding the assets of the Company and for preventing and detecting frauds and other irregularities; selection and application of appropriate accounting policies; making judgments and estimates that are reasonable and prudent; and design, implementation and maintenance of adequate internal financial controls, that were operating effectively for ensuring the accuracy and completeness of the accounting records, relevant to the preparation and presentation of the standalone financial statement that give a true and fair view and are free from material misstatement, whether due to fraud or error.

In preparing the standalone financial statements, Board of Directors is responsible for assessing the Company's ability to continue as a going concern, disclosing, as applicable, matters related to going concern and using the going concern basis of accounting unless management either intends to liquidate the Company or to cease operations, or has no realistic alternative but to do so.

Those Board of Directors are also responsible for overseeing the Company's financial reporting process.

Auditor's Responsibility for the Audit of the Standalone Financial Statements

Our objectives are to obtain reasonable assurance about whether the standalone financial statements as a whole are free from material misstatement, whether due to fraud or error, and to issue an auditor's report that includes our opinion. Reasonable assurance is a high level of assurance, but is not a guarantee that an audit conducted in accordance with SAs will always detect a material misstatement when it exists. Misstatements can arise from fraud or error and are considered material if, individually or in the aggregate, they could reasonably be expected to influence the economic decisions of users taken on the basis of these standalone financial statements.

As part of an audit in accordance with SAs, we exercise professional judgment and maintain professional skepticism throughout the audit. We also:

- Identify and assess the risks of material misstatement of the standalone financial statements, whether due to fraud or error, design and perform audit procedures responsive to those risks, and obtain audit evidence that is sufficient and appropriate to provide a basis for our opinion. The risk of not detecting a material misstatement resulting from fraud is higher than for one resulting from error, as fraud may involve collusion, forgery, intentional omissions, misrepresentations, or the override of internal control.
- Obtain an understanding of internal financial control relevant to the audit in order to design audit procedures that are appropriate in the circumstances. Under section 143(3)(i) of the Act, we are also responsible for expressing our opinion on whether the Company has adequate internal financial controls system in place and the operating effectiveness of such controls.
- Evaluate the appropriateness of accounting policies used and the reasonableness of accounting estimates and related disclosures made by the management.
- Conclude on the appropriateness of management's use of the going concern basis of accounting and, based on the audit evidence obtained, whether a material uncertainty exists related to events or conditions that may cast significant doubt on the Company's ability to continue as a going concern. If we conclude that a material uncertainty exists, we are required to draw attention in our auditor's report to the related disclosures in the standalone financial statements or, if such disclosures are inadequate, to modify our opinion. Our conclusions are based on the audit evidence obtained up to the date of our auditor's report. However, future events or conditions may cause the Company to cease to continue as a going concern.
- Evaluate the overall presentation, structure and content of the standalone financial statements, including the disclosures, and whether the standalone financial statements represent the underlying transactions and events in a manner that achieves fair presentation.

We communicate with those charged with governance regarding, among other matters, the planned scope and timing of the audit and significant audit findings, including any significant deficiencies in internal control that we identify during our audit.

We also provide those charged with governance with a statement that we have complied with relevant ethical requirements regarding independence, and to communicate with them all relationships and other matters that may reasonably be thought to bear on our independence, and where applicable, related safeguards.

From the matters communicated with those charged with governance, we determine those matters that were of most significance in the audit of the standalone financial statements of the current period and are therefore the key audit matters. We describe these matters in our auditor's report unless law or regulation precludes public disclosure about the matter or when, in extremely rare circumstances, we determine that a matter should not be communicated in our report because the adverse consequences of doing so would reasonably be expected to outweigh the public interest benefits of such communication.

Report on Other Legal and Regulatory Requirements

1. As required by Section 143(3) of the Act, based on our audit we report, that:
 - a) We have sought and obtained all the information and explanations which to the best of our knowledge and belief were necessary for the purposes of our audit.
 - b) In our opinion, proper books of account as required by law have been kept by the Company so far as it appears from our examination of those books.
 - c) The Balance Sheet, the Statement of Profit and Loss including Other Comprehensive Income, the Statement of Cash Flows and Statement of Changes in Equity dealt with by this Report are in agreement with the books of account.
 - d) In our opinion, the aforesaid standalone financial statements comply with the Ind AS specified under Section 133 of the Act.
 - e) On the basis of the written representations received from the directors as on March 31,

2019 taken on record by the Board of Directors, none of the directors is disqualified as on March 31, 2019 from being appointed as a director in terms of Section 164(2) of the Act.

- f) With respect to the adequacy of the internal financial controls over financial reporting of the Company and the operating effectiveness of such controls, refer to our separate Report in "Annexure A". Our report expresses an unmodified opinion on the adequacy and operating effectiveness of the Company's internal financial controls over financial reporting.
 - g) With respect to the other matters to be included in the Auditor's Report in accordance with Rule 11 of the Companies (Audit and Auditors) Rules, 2014, as amended in our opinion and to the best of our information and according to the explanations given to us:
 - i. The Company does not have any pending litigations which would impact its financial position.
 - ii. The Company has made provision, as required under the applicable law or accounting standards, for material foreseeable losses, if any, on long-term contracts, the company doesn't have derivative contracts;
 - iii. There has been no delay in transferring amounts, required to be transferred, to the Investor Education and Protection Fund by the Company.
2. As required by the Companies (Auditor's Report) Order, 2016 ("the Order") issued by the Central Government in terms of Section 143(11) of the Act, we give in "Annexure B" a statement on the matters specified in paragraphs 3 and 4 of the Order.

For **MAJETI & CO**
Chartered Accountants
Firm's Registration No: 015975S

Kiran Kumar Majeti
Partner
Membership No:220354

Place: Hyderabad
Date: May 22, 2019

Annexure A to the Independent Auditor's Report

(Referred to in paragraph 1(f) under 'Report on Other Legal and Regulatory Requirements' section of our report of even date)

Report on the Internal Financial Controls Over Financial Reporting under Clause (i) of Sub-section 3 of Section 143 of the Companies Act, 2013 ("the Act")

We have audited the internal financial controls over financial reporting of ALPHAGEO (INDIA) LIMITED ("the Company") as of March 31, 2019 in conjunction with our audit of the standalone Ind AS financial statements of the Company for the year ended on that date.

Management's Responsibility for Internal Financial Controls

The Company's management is responsible for establishing and maintaining internal financial controls based on "the internal control over financial reporting criteria established by the Company considering the essential components of internal control stated in the Guidance Note on Audit of Internal Financial Controls Over Financial Reporting issued by the Institute of Chartered Accountants of India". These responsibilities include the design, implementation and maintenance of adequate internal financial controls that were operating effectively for ensuring the orderly and efficient conduct of its business, including adherence to company's policies, the safeguarding of its assets, the prevention and detection of frauds and errors, the accuracy and completeness of the accounting records, and the timely preparation of reliable financial information, as required under the Companies Act, 2013.

Auditor's Responsibility

Our responsibility is to express an opinion on the Company's internal financial controls over financial reporting of the Company based on our audit. We conducted our audit in accordance with the Guidance Note on Audit of Internal Financial Controls Over Financial Reporting (the "Guidance Note") issued by the Institute of Chartered Accountants of India and the Standards on Auditing prescribed under Section 143(10) of the Companies Act, 2013, to the extent applicable to an audit of internal financial controls. Those Standards and the Guidance Note require that we comply with ethical requirements and plan and perform the audit to obtain reasonable assurance about whether adequate internal financial controls over financial reporting was established and maintained and if such controls operated effectively in all material respects.

Our audit involves performing procedures to obtain audit evidence about the adequacy of the internal financial controls system over financial reporting and their operating effectiveness. Our audit of internal financial controls over financial reporting included obtaining an understanding of internal financial controls over financial reporting, assessing the risk that a material weakness exists, and testing and evaluating the design and operating effectiveness of internal control based on the assessed risk. The procedures selected depend

on the auditor's judgement, including the assessment of the risks of material misstatement of the financial statements, whether due to fraud or error.

We believe that the audit evidence we have obtained is sufficient and appropriate to provide a basis for our audit opinion on the Company's internal financial controls system over financial reporting.

Meaning of Internal Financial Controls Over Financial Reporting

A company's internal financial control over financial reporting is a process designed to provide reasonable assurance regarding the reliability of financial reporting and the preparation of financial statements for external purposes in accordance with generally accepted accounting principles. A company's internal financial control over financial reporting includes those policies and procedures that (1) pertain to the maintenance of records that, in reasonable detail, accurately and fairly reflect the transactions and dispositions of the assets of the company; (2) provide reasonable assurance that transactions are recorded as necessary to permit preparation of financial statements in accordance with generally accepted accounting principles, and that receipts and expenditures of the company are being made only in accordance with authorisations of management and directors of the company; and (3) provide reasonable assurance regarding prevention or timely detection of unauthorised acquisition, use, or disposition of the company's assets that could have a material effect on the financial statements.

Inherent Limitations of Internal Financial Controls Over Financial Reporting

Because of the inherent limitations of internal financial controls over financial reporting, including the possibility of collusion or improper management override of controls, material misstatements due to error or fraud may occur and not be detected. Also, projections of any evaluation of the internal financial controls over financial reporting to future periods are subject to the risk that the internal financial control over financial reporting may become inadequate because of changes in conditions, or that the degree of compliance with the policies or procedures may deteriorate.

Opinion

In our opinion, to the best of our information and according to the explanations given to us the Company has, in all material respects, an adequate internal financial controls system over financial reporting and such internal financial controls over financial reporting were operating effectively as at March 31, 2019, based on "the criteria for internal financial control over financial reporting established by the Company considering the essential components of internal control stated in the Guidance Note on Audit of Internal Financial Controls Over Financial Reporting issued by the Institute of Chartered Accountants of India.

For **MAJETI & CO**
Chartered Accountants
Firm's Registration No: 015975S

Kiran Kumar Majeti
Partner
Membership No:220354

Place: Hyderabad
Date: May 22, 2019

Annexure B to the Independent Auditor's Report

(Referred to in paragraph 2 under 'Report on Other Legal and Regulatory Requirements' section of our report of even date)

- i. (a) The Company is maintaining proper records showing full particulars, including quantitative details and situation, of fixed assets.
- (b) The fixed assets of the Company have been physically verified by the Management during the year and no material discrepancies have been noticed on such verification. In our opinion, the frequency of verification is reasonable.
- (c) The title deeds of immovable properties, as disclosed in Note 3 on fixed assets to the financial statements, are held in the name of the Company.
- ii. The physical verification of inventory have been conducted at reasonable intervals by the Management during the year. The discrepancies noticed on physical verification of inventory as compared to book records were not material and have been appropriately dealt with in the books of accounts.
- iii. (a) The Company has granted unsecured loans, to one company covered in the register maintained under Section 189 of the Act. There are no firms, LLPs and other parties covered in the register maintained under Section 189 of the Act.
- (b) In respect of the aforesaid loans, the terms and conditions under which such loans were granted are not prejudicial to the Company's interest.
- (c) In respect of the aforesaid loans, no schedule for repayment of principal and payment of interest has been stipulated by the Company. Therefore, in absence of stipulation of repayment terms we do not make any comment on the regularity of repayment of principal and payment of interest.
- (d) In respect of the aforesaid loans, there is no amount which is overdue for more than ninety days.
- iv. In our opinion, and according to the information and explanations given to us, the Company has complied with the provisions of Section 185 and 186 of the Companies Act, 2013 in respect of the loans and investments made and no guarantees and security provided by it.
- v. The Company has not accepted any deposits from the public within the meaning of Sections 73, 74, 75 and 76 of the Act and the Rules framed there under to the extent notified.
- vi. The Central Government of India has not specified the maintenance of cost records under sub-section (1) of Section 148 of the Act for any of the products of the Company.
- vii. (a) According to the information and explanations given to us and the records of the Company examined by us, in our

opinion, the Company is generally regular in depositing undisputed statutory dues in respect of Goods and Service tax (GST) though there has been a slight delay in a few cases, and is regular in depositing undisputed statutory dues, including provident fund, employees' state insurance, income tax, duty of customs, cess and other material statutory dues as applicable, with the appropriate authorities. As confirmed by the management sales tax, service tax, duty of excise, value added tax are not applicable to the company.

- (b) According to the information and explanations given to us and the records of the Company examined by us, there are no dues of Goods and Service tax (GST), income-tax, sales-tax, service-tax, duty of customs, and duty of excise or value added tax which have not been deposited on account of any dispute.
- viii. According to the records of the Company examined by us and the information and explanation given to us, the Company has not defaulted in repayment of loans or borrowings to any financial institution or bank or Government as at the balance sheet date. There was no amount raised by the company through the issue of debentures.
- ix. The Company has not raised any moneys by way of initial public offer, further public offer (including debt instruments) and term loans. Accordingly, the provisions of Clause 3(ix) of the Order are not applicable to the Company.
- x. During the course of our examination of the books and records of the Company, carried out in accordance with the generally accepted auditing practices in India, and according to the information and explanations given to us, we have neither come across any instance of material fraud by the Company or on the Company by its officers or employees, noticed or reported during the year, nor have we been informed of any such case by the Management.
- xi. The Company has paid/ provided for managerial remuneration in accordance with the requisite approvals mandated by the provisions of Section 197 read with Schedule V to the Act.
- xii. As the Company is not a Nidhi Company and the Nidhi Rules, 2014 are not applicable to it, the provisions of Clause 3(xii) of the Order are not applicable to the Company.
- xiii. The Company has entered into transactions with related parties in compliance with the provisions of Sections 177 and 188 of the Act. The details of such related party transactions have been disclosed in the financial statements as required under Indian Accounting Standard (IND AS) 24, Related Party Disclosures specified under Section 133 of the Act.
- xiv. The Company has not made any preferential allotment or private placement of shares or fully or partly convertible debentures during the year under review. Accordingly, the provisions of Clause 3(xiv) of the Order are not applicable to the Company.
- xv. The Company has not entered into any non cash transactions with its directors or persons connected with him. Accordingly, the provisions of Clause 3(xv) of the Order are not applicable to the Company.
- xvi. The Company is not required to be registered under Section 45-IA of the Reserve Bank of India Act, 1934. Accordingly, the provisions of Clause 3(xvi) of the Order are not applicable to the Company.

For **MAJETI & CO**
Chartered Accountants
Firm's Registration No: 015975S

Kiran Kumar Majeti
Partner
Membership No:220354

Place: Hyderabad
Date: May 22, 2019

Balance Sheet

as at March 31, 2019

(All amounts in Indian Rupees)

Particulars	Note No.	As at March 31, 2019	As at March 31, 2018
ASSETS			
Non-current assets			
(a) Property, plant and equipment	3	76,52,48,365	93,95,79,519
(b) Capital work-in-progress	3	1,04,23,714	1,04,23,714
(c) Intangible assets	4	1,41,80,389	3,28,11,057
(d) Financial assets			
(i) Investments	5	13,30,53,750	13,29,53,750
(e) Deferred tax assets (net)	6	9,74,40,580	6,87,36,913
(f) Other non-current assets	7(i)	7,83,359	36,26,221
Total Non-current assets		102,11,30,157	118,81,31,174
Current assets			
(a) Inventories	8	42,50,482	50,90,201
(b) Financial assets			
(i) Trade receivables	9	163,92,25,808	195,96,63,486
(ii) Cash and cash equivalents	10	81,74,95,985	5,51,00,303
(iii) Bank balances other than (ii) above	11	18,51,58,448	16,89,30,064
(iv) Loans	12	-	43,61,868
(c) Current tax assets (net)	13	2,47,95,201	5,61,94,882
(d) Other current assets	7(ii)	5,38,99,965	2,58,98,410
Total Current assets		272,48,25,889	227,52,39,214
TOTAL ASSETS		374,59,56,046	346,33,70,388
EQUITY AND LIABILITIES			
Equity			
(a) Equity share capital	14	6,37,83,670	6,37,83,670
(b) Other equity		243,24,62,948	199,49,40,739
Total Equity		249,62,46,618	205,87,24,409
Liabilities			
Non-current liabilities			
(a) Financial liabilities			
(i) Borrowings	15(i)	-	8,63,115
(b) Provisions	16	1,11,97,192	1,23,87,860
Total Non-current liabilities		1,11,97,192	1,32,50,975
Current liabilities			
(a) Financial liabilities			
(i) Borrowings	15(ii)	27,76,50,163	46,13,80,815
(ii) Trade payables:			
- total outstanding dues to micro and small enterprises (Refer note- 31)		-	-
- total outstanding dues to others		78,29,96,430	70,42,45,774
(iii) Other financial liabilities	17	10,69,17,533	12,85,83,554
(b) Other current liabilities	18	6,84,45,231	9,52,30,231
(c) Provisions	16	25,02,879	19,54,630
Total current liabilities		123,85,12,236	139,13,95,004
Total Liabilities		124,97,09,428	140,46,45,979
TOTAL EQUITY AND LIABILITIES		374,59,56,046	346,33,70,388

The accompanying notes are an integral part of the financial statements

As per our report of even date

For and on behalf of the Board

For **MAJETI & CO.**

Chartered Accountants

Firm's registration number: 015975S

Kiran Kumar Majeti

Partner

Membership number: 220354

Hyderabad

May 22, 2019

Dinesh Alla

Chairman And Managing Director

DIN: 01843423

Venkatesa Perumallu Pasumarthy

Chief Financial Officer

Hyderabad

May 22, 2019

Savita Alla

Joint Managing Director

DIN: 00887071

Deepa Dutta

Company Secretary

Statement of Profit and Loss

for the year ended March 31, 2019

(All amounts in Indian Rupees)

Particulars	Note No.	For the year ended March 31, 2019	For the year ended March 31, 2018
INCOME			
Revenue from operations	19	405,07,68,991	429,43,69,462
Other income	20	5,07,40,631	1,68,34,302
Total Income		410,15,09,622	431,12,03,764
EXPENSES			
Geophysical survey and related expenses	21	275,07,81,011	278,08,97,485
Employee benefits expense	22	21,49,31,240	22,88,55,036
Finance costs	23	2,97,09,129	5,55,18,166
Depreciation and amortisation expense	24	26,81,75,693	28,01,62,390
Other expenses	25	6,94,44,260	9,88,60,720
Total Expenses		333,30,41,333	344,42,93,797
Profit before tax		76,84,68,289	86,69,09,967
Tax expense			
Current tax	26	29,81,01,617	32,77,70,240
Deferred tax	26	(2,86,47,964)	(2,32,09,674)
Total tax expense		26,94,53,653	30,45,60,566
Profit after tax for the year		49,90,14,636	56,23,49,401
Other Comprehensive Income			
A (i) Items that will not be reclassified to profit or loss		(1,63,621)	10,93,949
(ii) Income tax relating to items that will not be reclassified to profit or loss		55,703	(3,78,594)
B (i) Items that will be reclassified to profit or loss		-	-
(ii) Income tax relating to items that will be reclassified to profit or loss		-	-
Other Comprehensive Income for the year		(1,07,918)	7,15,355
Total Comprehensive Income for the year		49,89,06,718	56,30,64,756
Earnings per share (Face value of ₹10 each)			
(a) Basic	37	78.40	88.80
(b) Diluted	37	78.40	88.80

The accompanying notes are an integral part of the financial statements

As per our report of even date

For and on behalf of the Board

For **MAJETI & CO.**

Chartered Accountants

Firm's registration number: 015975S

Kiran Kumar Majeti

Partner

Membership number: 220354

Hyderabad

May 22, 2019

Dinesh Alla

Chairman And Managing Director

DIN: 01843423

Venkatesa Perumallu Pasumarthy

Chief Financial Officer

Hyderabad

May 22, 2019

Savita Alla

Joint Managing Director

DIN: 00887071

Deepa Dutta

Company Secretary

Statement of Changes in Equity

for the year ended March 31, 2019

a. Equity share capital

(All amounts in Indian Rupees)

Paid up Equity Share capital	Note No.	No of Shares	Amount
Paid up Equity Share Capital		61,19,767	6,11,97,670
Amount originally paid up on forfeited shares			1,36,000
As at April 01, 2017		61,19,767	6,13,33,670
Changes in equity share capital	14	2,45,000	24,50,000
As at March 31, 2018		63,64,767	6,37,83,670
Changes in equity share capital	14	-	-
As at March 31, 2019		63,64,767	6,37,83,670

b. Other Equity

(All amounts in Indian Rupees)

	Reserves and surplus				Other Comprehensive Income	Money received against share warrants	Total
	Capital Reserve	Securities Premium	General reserve	Retained earnings			
Balance as at April 01, 2017	1,61,18,047	42,57,60,531	4,00,00,000	85,71,47,269	1,05,171	3,14,59,225	137,05,90,243
Profit for the year	-	-	-	56,23,49,401	-	-	56,23,49,401
Remeasurements of defined benefits plan, net of tax	-	-	-	-	7,15,355	-	7,15,355
Transactions with owners in their capacity as owners:							
Conversion of shares warrants into equity shares	-	12,33,86,900	-	-	-	(3,14,59,225)	9,19,27,675
Dividend (Including tax on dividend distribution)	-	-	-	(3,06,41,935)	-	-	(3,06,41,935)
Balance as at March 31, 2018	1,61,18,047	54,91,47,431	4,00,00,000	138,88,54,735	8,20,526	-	199,49,40,739
Balance as at April 01, 2018	1,61,18,047	54,91,47,431	4,00,00,000	138,88,54,735	8,20,526	-	199,49,40,739
Profit for the year	-	-	-	49,90,14,636	-	-	49,90,14,636
Remeasurements of defined benefits plan, net of tax	-	-	-	-	(1,07,918)	-	(1,07,918)
Transactions with owners in their capacity as owners:							
Dividend (Including tax on dividend distribution)	-	-	-	(6,13,84,509)	-	-	(6,13,84,509)
Balance as at March 31, 2019	1,61,18,047	54,91,47,431	4,00,00,000	182,64,84,862	7,12,608	-	243,24,62,948

Statement of Changes in Equity

for the year ended March 31, 2019

b. Other Equity (contd.)

Nature and purpose of reserves

(i) Capital reserve:

Represents money received on warrants forfeited for failure in compliance with terms of issue.

(ii) Securities premium :

Represents premium received on issue of securities, mandatorily to be utilised in accordance with the provisions of the Companies Act, 2013.

(iii) General Reserve:

General reserve, created out of profits of the company, will be utilised for meeting future contingencies and losses if any.

The accompanying notes are an integral part of the financial statements

As per our report of even date

For and on behalf of the Board

For **MAJETI & CO.**

Chartered Accountants

Firm's registration number: 015975S

Kiran Kumar Majeti

Partner

Membership number: 220354

Hyderabad

May 22, 2019

Dinesh Alla

Chairman And Managing Director

DIN: 01843423

Venkatesa Perumallu Pasumarthy

Chief Financial Officer

Hyderabad

May 22, 2019

Savita Alla

Joint Managing Director

DIN: 00887071

Deepa Dutta

Company Secretary

Statement of Cash Flows

for the year ended March 31, 2019

(All amounts in Indian Rupees)

Particulars	For the year ended March 31, 2019	For the year ended March 31, 2018
Cash flow from operating activities		
Profit before tax	76,84,68,289	86,69,09,967
Adjustments for:		
Depreciation and amortisation expense	26,81,75,693	28,01,62,390
Unrealised foreign exchange gain(net)	(1,02,413)	(4,384)
Bad debts written off	-	1,59,72,755
Interest income	(1,89,22,980)	(1,06,42,352)
Finance costs	2,97,09,129	3,45,56,646
Remeasurements of defined benefit plan	(1,07,918)	7,15,355
Gain on investments	(3,16,08,918)	-
(Profit) on sale of Property, plant and equipment (net)	(2,08,733)	-
Operating profit before working capital changes	101,54,02,149	118,76,70,377
Change in operating assets and liabilities		
Trade receivables and other assets	29,52,78,985	(35,28,31,457)
Inventories	8,39,719	(19,19,532)
Trade payables, other liabilities and provisions	4,13,69,300	4,91,40,128
Cash generated from operating activities	135,28,90,153	88,20,59,516
Income tax paid	(26,67,57,639)	(40,37,56,654)
Net cash generated from operating activities	108,61,32,514	47,83,02,862
Cash flows from investing activities		
Purchase of property, plant and equipment and intangible assets	(8,50,54,935)	(52,93,19,351)
Investment in subsidiary	(1,00,000)	(7,40,000)
Loan (given)/realised from subsidiary	43,61,868	(43,61,868)
Gain on investments	2,98,98,563	-
Proceeds from disposal of property, plant and equipment	2,31,896	-
Change in bank balances (having original maturity of more than three months) (net)	(1,99,80,181)	(3,07,57,717)
Interest received	2,30,62,716	91,36,313
Net cash (outflow) from investing activities	(4,75,80,073)	(55,60,42,623)
Cash flows from financing activities		
Proceeds from issue of securities including premium	-	9,43,77,675
Proceeds/(repayment) of finance lease obligation (net)	(30,21,658)	(48,46,125)
Proceeds/(repayment) of current borrowings (net)	(18,37,30,652)	(1,16,06,039)
Finance costs paid	(2,97,30,273)	(3,46,19,760)
Dividend and dividend distribution tax paid	(6,13,84,509)	(3,06,41,935)
Net cash (outflow)/ inflow from financing activities	(27,78,67,092)	1,26,63,816

(Table contd. to next page)

Statement of Cash Flows

for the year ended March 31, 2019

(All amounts in Indian Rupees)

Particulars	For the year ended March 31, 2019	For the year ended March 31, 2018
Net increase/ (decrease) in cash and cash equivalents	76,06,85,349	(6,50,75,945)
Exchange difference on translation of foreign currency cash and cash equivalents	(22)	4,384
Fair Value changes on liquid investments	17,10,355	-
Cash and cash equivalents at the beginning of the year	5,51,00,303	12,01,71,864
Cash and cash equivalents at end of the year	81,74,95,985	5,51,00,303

The accompanying notes are an integral part of the financial statements

Notes:

1. The Cash flow statement has been prepared under the indirect method as set out in Indian Accounting Standard (Ind AS 7)- Statement of Cash Flows.
2. Previous year figures have been regrouped /reclassified to conform to current year classification.
3. Figures in brackets represents outflows.
4. Taxes paid are treated as arising from operating activities.

As per our report of even date

For **MAJETI & CO.**
Chartered Accountants
Firm's registration number: 015975S

Kiran Kumar Majeti
Partner
Membership number: 220354
Hyderabad
May 22, 2019

For and on behalf of the Board

Dinesh Alla
Chairman And Managing Director
DIN: 01843423

Venkatesa Perumallu Pasumarthy
Chief Financial Officer

Hyderabad
May 22, 2019

Savita Alla
Joint Managing Director
DIN: 00887071

Deepa Dutta
Company Secretary

Notes to the Financial Statements

for the year ended March 31, 2019

(All amounts in Indian Rupees, unless otherwise stated)

1. Corporate Information

1.1 Alphageo (India) Limited (the Company or AGIL) is a public limited company incorporated in the year 1987 under the provisions of erstwhile Companies Act, 1956 having its registered office at Hyderabad in the state of Telangana, India. The Equity Shares of the Company are listed with Stock Exchanges in India viz., BSE Limited, Mumbai and the National Stock Exchange of India Limited, Mumbai.

1.2 The Company is providing Geophysical Seismic Data Acquisition, Processing and Interpretation Services for exploration of hydrocarbons and minerals.

1.3 These financial statements are approved and authorised for issue by the Board of Directors on May 22, 2019.

2. Basis of Preparation of financial statements

The financial statements have been prepared as a going concern on accrual basis of accounting. The company has adopted historical cost basis for assets and liabilities except for certain items which have been measured on a different basis and such basis is disclosed in the relevant accounting policy. The financial statements are presented in Indian Rupees (INR).

Compliance with Ind AS

The financial statements comply in all material aspects with Indian Accounting Standards (IndAS) notified under Section 133 of the Companies Act, 2013 (the Act), Companies (Indian Accounting Standards) Rules, 2015 and other relevant provisions of the Act and the guidelines issued by Securities and Exchange Board of India (SEBI).

New & Amended Standard adopted by the company

The Company has applied the following standards and amendments for the first time for their annual reporting period commencing April 1, 2018:

- Ind AS 115, Revenue from contracts with customers
- Appendix B, Foreign Currency Transactions and advance consideration to Ind AS 21, The Effects of Changes in Foreign Exchange Rates
- Amendment to Ind AS 12, Income Taxes

The amendments listed above did not have any impact on the amounts recognised in prior periods and are not expected to significantly affect the current or future periods.

Current and non-current classification

All assets and liabilities have been classified as current or non-current as per Company's operating cycle and other criteria set out in Schedule-III of the Companies Act 2013. Based on the nature of business, the Company has ascertained its operating cycle as 12 months for the purpose of Current or non-current classification of assets and liabilities.

An asset is classified as current if:

- (i) It is expected to be realised or sold or consumed in the Company's normal operating cycle;
- (ii) It is held primarily for the purpose of trading;
- (iii) It is expected to be realized within twelve months after the reporting period; or
- (iv) It is cash or a cash equivalent unless it is restricted from being exchanged or used to settle a liability for at least twelve months after the reporting period.

A liability is classified as current if:

- (i) It is expected to be settled in normal operating cycle;
- (ii) It is held primarily for the purpose of trading;
- (iii) It is expected to be settled within twelve months after the reporting period;
- (iv) It has no unconditional right to defer the settlement of the liability for at least twelve months after the reporting period.

All other assets and liabilities are classified as non-current. Deferred tax assets and liabilities are classified as non current only.

Notes to the Financial Statements

for the year ended March 31, 2019

(All amounts in Indian Rupees, unless otherwise stated)

2.1 Significant Accounting Policies

The significant accounting policies adopted in the preparation of these financial statements are detailed hereafter. These policies have been consistently applied to all the years presented, unless otherwise stated.

2.2 Segment Reporting

Operating segments are reported in a manner consistent with the internal reporting provided to the Chief Operating Decision Maker. The Chairman & Managing Director has been identified as the Chief Operating Decision Maker. Refer Note 34 for the segment information presented.

2.3 Foreign currency transactions

a) Functional and presentation currency

Items included in the financial statements of the Company are measured using the currency of the primary economic environment in which the entity operates ('the functional currency'). Indian Rupees is the functional currency of the company. The financial statements and all financial information are presented in Indian rupee (INR).

b) Transactions and balances

Foreign currency transactions are translated into the functional currency using the exchange rates at the dates of the transactions. Foreign exchange gains and losses resulting from the settlement of such transactions and from the translation of monetary assets and liabilities denominated in foreign currencies at year end exchange rates are generally recognised in statement of profit and loss. Non-monetary items that are measured in terms of historical cost in a foreign currency, using the exchange rate at the date of the transaction. Non-monetary items that are measured at fair value in a foreign currency are translated using the exchange rates at the date when the fair value

was determined. Translation differences on assets and liabilities carried at fair value are reported as part of the fair value gain or loss.

2.4 Use of estimates, assumptions and judgements

The preparation of financial statements in conformity with Ind AS requires management of the Company to make estimates and assumptions and judgements that affect the reported amounts of assets and liabilities and disclosure of contingent assets; liabilities at the date of the financial statements and the results of operations during the reporting periods. Although these estimates are based upon management's best knowledge of current events and actions, actual results could differ from those estimates. Estimates and underlying assumptions are reviewed on an ongoing basis. Any revision to accounting estimates is recognized prospectively in the current and future periods.

Following are the areas that involved a higher degree of judgement or complexity, and of items which are more likely to be materially adjusted due to estimates and assumptions turning out to be different than those originally assessed. Detailed information about each of these estimates and judgements is included in relevant notes together with information about the basis of calculation for each affected line item in the financial statements.

The areas involving critical estimates or judgements are:

- Variable Consideration in accordance with Ind AS 115– Note 19.1
- Estimated useful life of tangible asset – Note 2.7
- Estimated useful life of intangible asset – Note 2.8
- Estimation of expected credit loss on financial assets in accordance with Ind AS 109 – Note 29(A)
- Estimation of defined benefit obligation in accordance with Ind AS 19– Note 16

Notes to the Financial Statements

for the year ended March 31, 2019

(All amounts in Indian Rupees, unless otherwise stated)

2.5 Revenue recognition

The Company earns revenue primarily from providing Seismic Data Acquisition, Processing and Interpretation Services.

Effective April 1, 2018, the Company has applied Ind AS 115 which establishes a comprehensive framework for determining whether, how much and when revenue is to be recognised. Ind AS 115 replaces Ind AS 18 Revenue and Ind AS 11 Construction Contracts. The Company has adopted Ind AS 115 using the cumulative effect method. The effect of initially applying this standard is recognised at the date of initial application (i.e. April 1, 2018). The standard is applied retrospectively only to contracts that are not completed as at the date of initial application and the comparative information in the statement of profit and loss is not restated – i.e. the comparative information continues to be reported under Ind AS 18 and Ind AS 11.

Refer note 2.5– Significant accounting policies – Revenue recognition in the Annual report of the Company for the year ended March 31, 2018, for the revenue recognition policy as per Ind AS 18 and Ind AS 11. The impact of the adoption of the standard on the financial statements of the Company is insignificant.

Sale of Services - Recognition & Measurement

Revenue is recognised upon transfer of control of promised services to customers in an amount that reflects the consideration which the Company expects to receive in exchange for those services.

Revenue from Seismic Data Acquisition, Processing and Interpretation Services are recognised on output basis measured by milestones reached, units delivered, efforts expended, number of transactions processed, etc.

Revenue on time-and-material contracts are recognized as the related services are performed

and revenue from the end of the last invoicing to the reporting date is recognized as unbilled revenue

Revenue is measured based on the transaction price, which is the consideration, adjusted for volume discounts, service level credits, performance bonuses, price concessions, penalties and incentives, if any, as specified in the contract with the customer. Revenue also excludes taxes collected from customers.

The Company disaggregates revenue from contracts with customers by geography of services provided.

Dividend Income

Dividend income on investments is accounted for when the right to receive the same is established. Dividend income is included in Other Income in the Statement of Profit and Loss.

Interest Income

Interest income from debt instruments is recognised using the effective interest rate method. The effective interest rate is the rate that exactly discounts estimated future cash receipts through the expected life of the financial asset to the gross carrying amount of a financial asset. When calculating the effective interest rate, the Company estimates the expected cash flows by considering all the contractual terms of the financial instrument but does not consider the expected credit losses.

2.6 Leases

As a lessee

Leases of property, plant and equipment where the company, as lessee, has substantially owns all the risks and rewards of ownership are classified as finance leases. Finance leases are capitalised at the lease's inception at the fair value of the leased property or, if lower, the present value of the minimum lease payments. The corresponding

Notes to the Financial Statements

for the year ended March 31, 2019

(All amounts in Indian Rupees, unless otherwise stated)

lease obligations, net of finance charges, are included in borrowings or other financial liabilities as appropriate. Each lease payment is allocated between the liability and finance cost. The finance cost is charged to the profit or loss over the lease period so as to produce a constant periodic rate of interest on the remaining balance of the liability for each period.

Leases in which a significant portion of the risks and rewards of ownership are not transferred to the company as lessee are classified as operating leases. Payments made under operating leases (net of any incentives received from the lessor) are charged to profit or loss on a straight-line basis over the period of the lease unless the payments are structured to increase in line with expected general inflation to compensate for the lessor's expected inflationary cost increases.

As a lessor

Lease income from operating leases where the company is a lessor is recognised in income on a straight-line basis over the lease term unless the receipts are structured to increase in line with expected general inflation to compensate for the expected inflationary cost increases. The respective leased assets are included in the balance sheet based on their nature.

2.7 Property, Plant and Equipment

i) Recognition and measurement

Property, plant and equipment except Freehold land are stated at cost of acquisition or construction less accumulated depreciation and impairment, if any. For this purpose, cost includes deemed cost which represents the carrying value of property, plant and equipment recognised as at April 01, 2016 measured as per the previous GAAP. Freehold land is carried at historical cost.

The initial cost of property, plant and equipment comprises its purchase price, including import duties and non-refundable purchase taxes, and any directly attributable costs of bringing an asset to working condition and location for its intended use. It also includes the initial estimate of the costs if any of dismantling and removing the item and restoring the site on which it is located. Items such as spares are capitalized when they meet the definition of property, plant and equipment. If significant parts of an item of property, plant and equipment have different useful lives, then they are accounted for as separate items (major components) of property, plant and equipment. Likewise, expenditure towards major inspections and overhauls are identified as a separate component and depreciated over the expected period till the next overhaul expenditure.

ii) Subsequent expenditure

Subsequent expenditure related to an item of property, plant and equipment is added to its book value only if it increases the future economic benefits from the existing asset beyond its previously assessed standard of performance/life. All other expenses on existing property, plant and equipment, including day-to-day repair and maintenance expenditure and cost of replacing parts, are charged to the statement of profit and loss for the period during which such expenses are incurred.

iii) Derecognition

An item of property, plant and equipment is derecognised upon disposal or when no future economic benefit is expected to arise from the continued use of the asset. Any gain or loss arising on de-recognition of the asset (calculated as the difference between the net disposal proceeds and the carrying amount of the item) is recognised in profit and loss in the period the item is derecognised.

Notes to the Financial Statements

for the year ended March 31, 2019

(All amounts in Indian Rupees, unless otherwise stated)

iv) Depreciation expense

Depreciation is charged on straight line basis so as to write off the depreciable amount of the asset over the useful lives specified in Schedule II to the Act. The useful life of the assets are periodically reviewed and re-determined based on a technical evaluation and expected use. In case of revision in useful life of an asset, the unamortised depreciable amount is charged over the remaining useful life of such asset. The cases, where the useful life of assets so determined, considering the nature of the asset, estimated usage of the asset, the operating conditions of the asset, past history of replacement, anticipated technological changes, manufacturers warranties and maintenance support, etc., different from the useful life as specified under Part C of Schedule II of the Act as given below:

Nature of Asset	Useful Life
Machinery in the nature of Geophone strings and cables	5 Years
Machinery in the nature of equipment used for Seismic Survey	5 Years

The Company reviews the residual value, useful lives and depreciation method annually and, if expectations differ from previous estimates, the change is accounted for as a change in accounting estimate on a prospective basis.

2.8 Intangible assets and amortisation

Intangible assets acquired separately are measured on initial recognition at cost. Following initial recognition, intangible assets are carried at cost less accumulated amortization and accumulated impairment losses, if any.

Nature of Asset	Useful Life
Software	3 Years

The estimated useful life and amortization method are reviewed at the end of each reporting period, with the effect of any changes in estimate being accounted for on a prospective basis.

2.9 Financial Instruments

Classification, initial recognition and measurement

A financial instrument is any contract that gives rise to a financial asset for one entity and a financial liability or equity instrument for another entity. Financial instruments are recognized on the balance sheet when the Company becomes a party to the contractual provisions of the instrument.

(i) Financial Assets

Classification:

The Company classifies its financial assets in the following measurement categories:

- those to be measured subsequently at fair value (either through other comprehensive income, or through profit or loss), and
- those measured at amortised cost.

The classification depends on the entity's business model for managing the financial assets and the contractual terms of the cash flows.

For assets measured at fair value, gains and losses will either be recorded in profit or loss or other comprehensive income. For investments in debt instruments, this will depend on the business model in which the investment is held. For investments in equity instruments, this will depend on whether the Company has made an irrevocable election at the time of initial recognition to account for the equity investment at fair value through other comprehensive income.

The Company reclassifies debt investments when and only when its business model for managing those assets changes.

Notes to the Financial Statements

for the year ended March 31, 2019

(All amounts in Indian Rupees, unless otherwise stated)

At initial recognition

The Company measures a financial asset at its fair value plus, in the case of a financial asset not at fair value through profit or loss, transaction costs that are directly attributable to the acquisition of the financial asset. Transaction costs of financial assets carried at fair value through profit or loss are expensed in profit or loss.

Subsequent measurement - Debt instruments

Subsequent measurement of debt instruments depends on the Company's business model for managing the asset and the cash flow characteristics of the asset. There are three measurement categories into which the group classifies its debt instruments:

i. At amortised cost:

Financial assets having contractual terms that give rise on specified dates to cash flows that are solely payments of principal and interest on the principal outstanding and that are held within a business model whose objective is to hold such assets in order to collect such contractual cash flows are classified in this category. Subsequently, these are measured at amortized cost using the effective interest method less any impairment losses.

ii. At fair value through other comprehensive income (FVOCI):

Financial assets are measured at fair value through other comprehensive income if these financial assets are held within a business whose objective is achieved by both collecting contractual cash flows on specified dates that are solely payment of principle and interest on the principle amount outstanding and selling financial assets.

iii. At fair value through profit or loss (FVTPL):

Financial assets are measured at fair value through profit or loss unless it is measured at amortised cost or at fair value through other comprehensive income on initial recognition. The transaction costs directly attributable to the acquisition of financial assets at fair value through profit or loss are immediately recognised in profit or loss.

Other Equity Investments

All other equity investments are measured at fair value, with value changes recognised in Statement of Profit and Loss, except for those equity investments for which the Company has elected to present the value changes in 'Other Comprehensive Income'.

Investment in subsidiaries

Investment in subsidiaries measured at cost less impairment as per Ind AS 27.

Cash and cash equivalents

Cash and cash equivalent in the balance sheet comprise cash at banks, cash on hand, Liquid Investments and short-term deposits with an original maturity of three months or less, which are subject to an insignificant risk of changes in value.

For the purpose of the statement of cash flows, cash and cash equivalents consist of cash and short-term deposits, as defined above, net of outstanding bank overdrafts considered an integral part of the Company's cash management.

Trade receivables

Trade receivables are recognised initially at fair value and subsequently measured at amortised cost using the effective interest method, less provision for impairment.

Notes to the Financial Statements

for the year ended March 31, 2019

(All amounts in Indian Rupees, unless otherwise stated)

(ii) Financial liabilities

Classification, initial recognition and measurement

Financial liabilities are classified, at initial recognition, as financial liabilities at fair value through profit or loss, loans and borrowings, or payables, as appropriate. All financial liabilities are recognised initially at fair value and, in the case of loans and borrowings and payables, net of directly attributable transaction costs. The Company's financial liabilities include trade and other payables, loans and borrowings including bank overdrafts.

Subsequent measurement

Financial liabilities are carried at amortized cost using the effective interest method. For trade and other payables maturing within one year from the balance sheet date, the carrying amounts approximate fair value due to the short maturity of these instruments.

Trade and other payables

Trade and other payables represent liabilities for goods and services prior to the end of financial year which are unpaid. Trade and other payables are presented as current liabilities unless payment is not due within 12 months after the reporting period. They are recognised initially at their fair value and subsequently measured at amortised cost using the effective interest method.

Loans and borrowings

Borrowings are initially recognised at fair value, net of transaction costs incurred. Borrowings are subsequently measured at amortised cost. Any difference between the proceeds (net of transaction costs) and the redemption amount is recognised in profit or loss over the period of the borrowings using the effective interest method. Fees paid on the establishment of loan

facilities are recognised as transaction costs of the loan to the extent that it is probable that some or all of the facility will be drawn down. In this case, the fee is deferred until the draw down occurs. To the extent there is no evidence that it is probable that some or all of the facility will be drawn down, the fee is capitalised as a prepayment for liquidity services and amortised over the period of the facility to which it relates.

Derecognition of financial instruments

The Company derecognises a financial asset when the contractual rights to the cash flows from the asset expire, or when it transfers the financial asset and substantially all the risks and rewards of ownership of the asset to another party. On de-recognition of a financial asset the difference between the carrying amount and the consideration received is recognised in the statement of profit and loss.

The Company derecognises financial liabilities when, and only when, the Company's obligations are discharged, cancelled or have expired. On de-recognition of a financial liability the difference between the carrying amount of the financial liability derecognised and the consideration paid and payable is recognised in the statement of profit and loss.

Offsetting financial instruments

Financial assets and liabilities are offset and the net amount is reported in the balance sheet where there is a legally enforceable right to offset the recognised amounts and there is an intention to settle on a net basis or realise the asset and settle the liability simultaneously. The legally enforceable right must not be contingent on future events and must be enforceable in the normal course of business and in the event of default, insolvency or bankruptcy of the counterparty.

Notes to the Financial Statements

for the year ended March 31, 2019

(All amounts in Indian Rupees, unless otherwise stated)

2.10 Impairment of Assets

Financial assets

The Company assesses at each date of balance sheet impairment if any of a financial asset or a group of financial assets. The company uses, in accordance with Ind AS 109, 'Expected Credit Loss' (ECL) model, for evaluating impairment of financial assets other than those measured at fair value through profit and loss (FVTPL). Expected credit losses are measured through a loss allowance at an amount equal to: The 12-months expected credit losses (expected credit losses that result from those default events on the financial instrument that are possible within 12 months after the reporting date); or Full lifetime expected credit losses (expected credit losses that result from all possible default events over the life of the financial instrument).

For trade receivables Company applies 'simplified approach' which requires expected lifetime losses to be recognised from initial recognition of the receivables. The Company uses historical default rates to determine impairment loss on the portfolio of trade receivables. At every reporting date these historical default rates are reviewed and changes in the forward looking estimates are analysed.

For other assets, the Company uses 12 month ECL to provide for impairment loss where there is no significant increase in credit risk. If there is significant increase in credit risk full lifetime ECL is used.

Non-financial assets

Property, Plant and Equipment and Other intangible assets with finite life are evaluated for recoverability when there is any indication that their carrying amounts may not be recoverable. If any such indication exists, the recoverable amount (i.e. higher of the fair value less cost to sell and the value-in-use) is determined on an individual asset basis unless the asset does not generate cash flows that are largely independent of those from other assets. In such

cases, the recoverable amount is determined for the cash generating unit (CGU) to which the asset belongs. If the recoverable amount of an asset or CGU is estimated to be less than its carrying amount, the carrying amount of the asset or CGU is reduced to its recoverable amount and impairment loss is recognised in the profit or loss.

2.11 Equity instruments

An equity instrument is a contract that evidences residual interests in the assets of the Company after deducting all of its liabilities. Equity instruments issued by the Company are recorded at the proceeds received, net of direct issue costs.

2.12 Borrowing costs

Borrowing costs include exchange differences arising from foreign currency borrowings to the extent they are regarded as an adjustment to the interest cost. Borrowing costs that are directly attributable to the acquisition or construction of qualifying assets are capitalised as part of the cost of such assets. A qualifying asset is one that necessarily takes substantial period of time to make it ready for its intended use.

Interest income earned on the temporary investment of specific borrowings pending their expenditure on qualifying assets is deducted from the borrowing costs eligible for capitalisation.

All other borrowing costs are charged to the Statement of Profit and Loss for the period for which they are incurred.

2.13 Inventories

Stock of Stores and spares is valued at lower of cost and net realisable value. Cost is determined considering the cost of purchase and other costs incurred for acquisition and on the basis of first in first out method (FIFO). Net realizable value is the estimated selling price in the ordinary course of business, less estimated cost necessary to make the sale.

Notes to the Financial Statements

for the year ended March 31, 2019

(All amounts in Indian Rupees, unless otherwise stated)

2.14 Tax expenses

Tax expense comprises of current tax and deferred tax. Current tax is measured at the amount expected to be paid to the tax authorities, based on estimated tax liability computed after taking credit for allowances and exemption in accordance with the prevailing tax laws for the year.

Current and deferred tax are recognised in profit or loss, except when they relate to items that are recognised in other comprehensive income or directly in equity, in which case, the income taxes are recognised in other comprehensive income or directly in equity, respectively.

Current tax assets and current tax liabilities are presented in the statement of financial position after off-setting the taxes paid or deemed to be paid and current income tax expenses for the year.

Deferred income taxes

Deferred tax is recognised using the balance sheet approach. Deferred income tax assets and liabilities are recognised for deductible and taxable temporary differences arising between the tax base of assets and liabilities and their carrying amount, except when the deferred income tax arises from the initial recognition of goodwill or an asset or liability in a transaction that is not a business combination and affects neither accounting nor taxable profit or loss at the time of the transaction.

Deferred income tax asset is recognised to the extent it is probable that taxable profit will be available against which the deductible temporary differences, the carry forward unused tax credits and the carried forward unused tax losses can be utilised.

The carrying amount of deferred income tax assets is reviewed at each reporting date and reduced to the extent that it is no longer probable that sufficient taxable profit will be available to allow total or part of the deferred income tax asset to be utilised.

Deferred tax assets and liabilities are measured using substantively enacted tax rates expected to apply to taxable income in the years in which the temporary differences are expected to be received or settled.

Deferred tax assets include Minimum Alternative Tax (MAT) paid in accordance with the tax laws in India, which gives rise to future economic benefits in the form of adjustment of future income tax liability, is considered as an asset if there is probable evidence that the Company will pay normal income tax after the tax holiday period.

Deferred tax assets and liabilities are offset when it relates to income taxes levied by the same taxation authority and the relevant entity intends to settle its current tax assets and liabilities on a net basis

The Company recognises interest related to income tax in interest expenses.

2.15 Provisions, contingent liabilities and contingent asset

Provisions are recognised when the Company has a present obligation (legal or constructive) as a result of a past event, it is probable that an outflow of resources embodying economic benefits will be required to settle the obligation, and a reliable estimate can be made of the amount of the obligation. The expense relating to any provision is presented in the statement of profit and loss net of any reimbursement. If the effect of the time value of money is material, provisions are determined by discounting the expected future cash flows at a pre-tax rate that reflects current market assessments of the time value of money and, where appropriate, the risks specific to the liability. Where discounting is used, the increase in the provision due to the passage of time is recognised as other finance expense.

A contingent liability is a possible obligation that arises from past events whose existence will be

Notes to the Financial Statements

for the year ended March 31, 2019

(All amounts in Indian Rupees, unless otherwise stated)

confirmed by the occurrence or non-occurrence of one or more uncertain future events beyond the control of the Company or a present obligation that is not recognized because it is not probable that an outflow of resources will be required to settle the obligation. A contingent liability also arises in extremely rare cases where there is a liability that cannot be recognized because it cannot be measured reliably. The Company does not recognize a contingent liability but discloses its existence in the financial statements.

A contingent asset is not recognised in the financial statements unless it becomes virtually certain that an inflow of economic benefits will arise and is probable. Contingent liabilities and contingent assets are reviewed at each balance sheet date.

2.16 Employee benefits

(i) Short term employee benefit obligations

Liabilities for wages and salaries, including non-monetary benefits that are expected to be settled wholly within 12 months after the end of the period in which the employees render the related service are recognised in respect of employees' services up to the end of the reporting period and are measured at the amounts expected to be paid when the liabilities are settled. The liabilities are presented as current employee benefit obligations in the balance sheet.

(ii) Other long-term employee benefit obligations

The liabilities for accumulating compensated absences not expected to be settled wholly within 12 months after the end of the period in which the employees render the related service are measured at the present value of expected future payments to be made in respect of services provided using the projected unit credit method. The benefits are discounted using the appropriate market yields at the end of the reporting period that

have terms approximating to the terms of the related obligation. Remeasurements as a result of experience adjustments and changes in actuarial assumptions are recognised in profit or loss.

The obligations are presented as current liabilities in the balance sheet if the entity does not have an unconditional right to defer settlement for at least twelve months after the reporting period, regardless of when the actual settlement is expected to occur.

(iii) Post-employment obligations

The Company operates the following post-employment schemes:

- (a) Defined benefit plans - gratuity and;
- (b) Defined contribution plans - provident fund and state insurance plans.

(a) Defined benefit plans-Gratuity obligations

The liability recognized in the balance sheet in respect of defined benefit gratuity plans is the present value of the defined benefit obligations at the end of the reporting period less the fair value of plan assets. The defined benefit obligation is calculated annually by actuaries using the projected unit credit method.

The present value of the defined benefit obligation is determined by discounting the estimated future cash outflows by reference to market yields at the end of the reporting period on government bonds that have terms approximating to the terms of the related obligation.

The net interest cost is calculated by applying the discount rate to the net balance of the defined benefit obligation and the fair value of plan assets. This cost is included in employee benefit expense in the statement of profit and loss.

Notes to the Financial Statements

for the year ended March 31, 2019

(All amounts in Indian Rupees, unless otherwise stated)

Remeasurement gains and losses arising from experience adjustments and change in actuarial assumptions are recognized in the period in which they occur, directly in other comprehensive income. They are included in Other Comprehensive Income in the statement of changes in equity and other equity in the balance sheet.

Changes in the present value of the defined benefit obligation resulting from plan amendments or curtailments are recognized immediately in profit or loss as past service cost.

(b) Defined contribution plans

Provident Fund: The Company pays provident fund contributions to publicly administered funds as per local regulations. The Company has no further payment obligations once the contributions have been paid. The contributions are accounted for as defined contribution plans and the contributions are recognized as employee benefit expense as and when they are due.

State Insurance Plans: Employer's contribution to Employee State Insurance plan is charged to Statement of Profit and Loss as and when due.

2.17 Dividends

Provision is made for the amount of any dividend declared, being appropriately authorized and no longer at the discretion of the entity, and not distributed on or before the end of the reporting period. Dividend is recognised as a liability in the period in which the interim dividends are approved by the Board of Directors, or in respect of the final dividend when approved by shareholders.

2.18 Earnings per share

Basic earnings per share is calculated by dividing the profit or loss after tax for the period attributable

to equity shareholders by the weighted average number of equity shares outstanding during the period.

For calculating diluted earnings per share, the profit or loss after tax for the period attributable to equity shareholders and the weighted average number of shares outstanding during the period are adjusted for the effects of all dilutive potential equity shares.

2.19 Recent accounting pronouncements (Standards issued but not yet effective)

Ministry of Corporate Affairs ("MCA"), through Companies (Indian Accounting Standards) Amendment Rules, 2019 and Companies (Indian Accounting Standards) Second Amendment Rules, has notified the following new and amendments to Ind ASs which the company has not applied as they are effective from April 1, 2019.

Ind AS 116 - Leases

On March 30, 2019, Ministry of Corporate Affairs has notified Ind AS 116, Leases. Ind AS 116 will replace the existing leases Standard, Ind AS 17 Leases, and related Interpretations.

Ind AS 116 sets out the principles for the recognition, measurement, presentation and disclosure of leases for both lessees and lessors. It introduces a single lessee accounting model and requires a lessee to recognize assets and liabilities for all leases with a term of more than twelve months, unless the underlying asset is of low value. Currently, operating lease expenses are charged to the statement of Profit & Loss. A lessee recognises right-of-use asset representing its right to use the underlying asset and a lease liability representing its obligation to make lease payments. The standard also contains enhanced disclosure requirements for lessees. Ind AS 116 substantially carries forward the lessor accounting requirements in Ind AS 17.

The Company will adopt Ind AS 16, effective annual reporting period beginning April 1, 2019.

Notes to the Financial Statements

for the year ended March 31, 2019

(All amounts in Indian Rupees, unless otherwise stated)

The standard permits two possible methods of transition:

- Full retrospective – Retrospectively to each prior period presented applying Ind AS 8 Accounting Policies, Changes in Accounting Estimates and Errors.
- Modified retrospective – Retrospectively, with the cumulative effect of initially applying the Standard recognized at the date of initial application.

Under modified retrospective approach, the lessee records the lease liability as the present value of the remaining lease payments, discounted at the incremental borrowing rate and the right of use asset either as:

- Its carrying amount as if the standard had been applied since the commencement date, but discounted at lessee's incremental borrowing rate at the date of initial application or
- An amount equal to the lease liability, adjusted by the amount of any prepaid or accrued lease payments related to that lease recognized under Ind AS 17 immediately before the date of initial application.

The Company is proposing to use the 'Modified Retrospective Approach' for transitioning to Ind AS 116, and take the cumulative adjustment to retained earnings, on the date of initial application (April 1, 2019). Accordingly, comparatives for the year ended March 31, 2019 will not be retrospectively adjusted. The Company has elected certain available practical expedients on transition.

The effect on adoption of Ind AS 116 would be insignificant in the standalone financial statements.

Ind AS 12 - Income taxes (amendments relating to income tax consequences of dividend and uncertainty over income tax treatments)

The amendment relating to income tax consequences of dividend clarify that an entity shall recognise the income tax consequences of dividends in profit or loss, other comprehensive income or equity according to where the entity originally recognised those past transactions or events. The company does not expect any impact from this pronouncement.

Ind AS 109 – Prepayment Features with Negative Compensation

The amendments relate to the existing requirements in Ind AS 109 regarding termination rights in order to allow measurement at amortised cost (or, depending on the business model, at fair value through other comprehensive income) even in the case of negative compensation payments. The Company does not expect this amendment to have any impact on its financial statements.

Ind AS 19 – Plan Amendment, Curtailment or Settlement

The amendments clarify that if a plan amendment, curtailment or settlement occurs, it is mandatory that the current service cost and the net interest for the period after the re-measurement are determined using the assumptions used for the remeasurement. In addition, amendments have been included to clarify the effect of a plan amendment, curtailment or settlement on the requirements regarding the asset ceiling. The Company does not expect this amendment to have any significant impact on its financial statements.

Notes to the Financial Statements

for the year ended March 31, 2019

(All amounts in Indian Rupees, unless otherwise stated)

Note 3: Property, plant and equipment

Year Ended March 31, 2018	Freehold Land	Freehold Buildings	Plant and Equipment	Furniture and Fixtures	Vehicles	Office Equipment	Electrical Fittings	Data processing Equipment	Total	Capital work-in-progress
Gross carrying Value										
Gross Carrying Value as at April 01, 2017	2,19,08,666	14,46,800	202,58,69,978	27,69,392	2,86,54,941	1,29,14,695	10,73,753	69,61,146	210,15,99,371	1,04,23,714
Additions	-	-	11,16,01,055	1,43,292	-	19,54,642	38,696	17,81,271	11,55,18,956	-
Gross carrying value as at March 31, 2018	2,19,08,666	14,46,800	213,74,71,033	29,12,684	2,86,54,941	1,48,69,337	11,12,449	87,42,417	221,71,18,327	1,04,23,714
Accumulated depreciation										
Accumulated depreciation at April 01, 2017	-	3,09,437	99,50,76,985	15,87,302	1,08,37,431	70,16,082	2,54,652	11,47,709	101,62,29,598	-
Depreciation charge for the year	-	51,969	25,42,23,860	1,45,632	26,41,492	14,45,235	1,86,050	26,14,972	26,13,09,210	-
Accumulated depreciation as at March 31, 2018	-	3,61,406	124,93,00,845	17,32,934	1,34,78,923	84,61,317	4,40,702	37,62,681	127,75,38,808	-
Net carrying value as at March 31, 2018	2,19,08,666	10,85,394	88,81,70,188	11,79,750	1,51,76,018	64,08,020	6,71,747	49,79,736	93,95,79,519	1,04,23,714
Year Ended March 31, 2019										
Gross carrying Value										
Gross Carrying Value as at April 01, 2018	2,19,08,666	14,46,800	213,74,71,033	29,12,684	2,86,54,941	1,48,69,337	11,12,449	87,42,417	221,71,18,327	1,04,23,714
Additions	-	-	7,24,83,910	-	21,43,142	3,37,691	2,150	2,70,141	7,52,37,034	-
Deductions	-	-	(4,63,254)	-	-	-	-	-	(4,63,254)	-
Gross carrying value as at March 31, 2019	2,19,08,666	14,46,800	220,94,91,689	29,12,684	3,07,98,083	1,52,07,028	11,14,599	90,12,558	229,18,92,107	1,04,23,714
Accumulated depreciation										
Accumulated depreciation at April 01, 2018	-	3,61,406	124,93,00,845	17,32,934	1,34,78,923	84,61,317	4,40,702	37,62,681	127,75,38,808	-
Depreciation charge for the year	-	51,970	24,25,84,889	1,37,462	22,00,949	16,54,213	1,87,979	27,27,563	24,95,45,025	-
Deductions	-	-	(4,40,091)	-	-	-	-	-	(4,40,091)	-
Accumulated depreciation as at March 31, 2019	-	4,13,376	149,14,45,643	18,70,396	1,56,79,872	1,01,15,530	6,28,681	64,90,244	152,66,43,742	-
Net carrying value as at March 31, 2019	2,19,08,666	10,33,424	71,80,46,046	10,42,288	1,51,18,211	50,91,498	4,85,918	25,22,314	76,52,48,365	1,04,23,714

Notes to the Financial Statements

for the year ended March 31, 2019

(All amounts in Indian Rupees, unless otherwise stated)

Note 3(a): Property, plant and equipment

i) Vehicles includes the following amounts where the company has taken on finance lease are provided as security to the finance lease obligation - Refer Note :33

	As at March 31, 2019	As at March 31, 2018
Cost	40,42,364	1,62,99,333
Accumulated Depreciation	11,54,704	28,18,406
Net Carrying Value	28,87,660	1,34,80,927

Note 3(b): Refer Note 38 for information on Property plant and equipment provided as security by the company.

Note 4: Intangible assets (Acquired)

	Computer Softwares
Year ended March 31, 2018	
Gross carrying value	
Gross carrying value as at April 01, 2017	5,61,13,786
Gross carrying value as at March 31, 2018	5,61,13,786
Accumulated amortisation	
Accumulated amortisation as at April 01, 2017	44,49,549
Amortisation charge for the year	1,88,53,180
Accumulated depreciation as at March 31, 2018	2,33,02,729
Net carrying value as at March 31, 2018	3,28,11,057
Year Ended March 31, 2019	
Gross carrying value	
Gross Carrying Value as at April 01, 2018	5,61,13,786
Gross carrying value as at March 31, 2019	5,61,13,786
Accumulated amortisation	
Accumulated amortisation as at April 01, 2018	2,33,02,729
Amortisation charge for the year	1,86,30,668
Accumulated depreciation as at March 31, 2019	4,19,33,397
Net carrying value as at March 31, 2019	1,41,80,389

Notes to the Financial Statements

for the year ended March 31, 2019

(All amounts in Indian Rupees, unless otherwise stated)

Note 5: Investments

Non-Current

	As at March 31, 2019	As at March 31, 2018
(Un quoted, fully paid up)		
Investment in equity instruments in subsidiary companies (at Cost)		
Alphageo International Limited 1,05,036 (March 31, 2018: 1,05,036) Equity Shares of AED 100 /- each fully paid	13,22,13,750	13,22,13,750
Alphageo Marine Services Private Limited 74,000 (March 31, 2018: 74,000) Equity Shares of ₹10 /- each fully paid	7,40,000	7,40,000
Alphageo Offshore Services Private Limited 10,000 (March 31, 2018 : Nil) Equity Shares of ₹10 /- each fully paid	1,00,000	-
Total Non-current investments	13,30,53,750	13,29,53,750
Aggregate amount of unquoted investments	13,30,53,750	13,29,53,750
Aggregate amount of impairment in value of investment	-	-

Note 6: Deferred tax asset (net)

The balance comprises tax effect on temporary differences attributable to:

	As at March 31, 2019	As at March 31, 2018
Fiscal allowances on property, plant and equipment and intangible assets	9,40,94,530	6,40,49,574
Expenses allowable on the basis of payment	39,43,716	46,87,339
Fair valuation of financial instruments measured at fair value through profit or loss	(5,97,666)	-
Net deferred tax Asset	9,74,40,580	6,87,36,913

Movement in Deferred tax assets

	Fair valuation of financial instruments	Property, plant and equipment	Expenses allowable on the basis of Payment	Total
As at March 31, 2017	-	4,26,30,256	32,75,577	4,59,05,833
Charged/(credited):				
- to profit or loss	-	2,14,19,318	17,90,356	2,32,09,674
- to other comprehensive income	-	-	(3,78,594)	(3,78,594)
As at March 31, 2018	-	6,40,49,574	46,87,339	6,87,36,913
Charged/(credited):				
- to profit or loss	(5,97,666)	3,00,44,956	(7,99,326)	2,86,47,964
- to other comprehensive income	-	-	55,703	55,703
As at March 31, 2019	(5,97,666)	9,40,94,530	39,43,716	9,74,40,580

Notes to the Financial Statements

for the year ended March 31, 2019

(All amounts in Indian Rupees, unless otherwise stated)

Note 7: Other Assets

i) Other non-current assets

	As at March 31, 2019	As at March 31, 2018
Security deposits	7,83,359	11,79,959
Pre-paid expenses	-	24,46,262
Total other non-current assets	7,83,359	36,26,221

ii) Other Current Assets

	As at March 31, 2019	As at March 31, 2018
Security deposits (includes the related party transaction amounting to ₹3,00,00,000/-) (Refer Note :36)	3,38,31,800	84,50,000
Prepaid expenses	1,43,50,016	1,59,55,045
Advances to suppliers	54,47,365	14,73,565
Other receivable	2,70,784	19,800
Total other current assets	5,38,99,965	2,58,98,410

Note 8: Inventories (Valued at Lower of cost and net realisable value)

	As at March 31, 2019	As at March 31, 2018
Stores and spares	42,50,482	50,90,201
Total inventories	42,50,482	50,90,201

Note 8(a): Inventories are hypothecated with banks where working capital financing is sanctioned. (Refer Note :38)

Note 9: Trade receivables

	As at March 31, 2019	As at March 31, 2018
Trade receivables	163,92,25,808	195,96,63,486
Total trade receivables	163,92,25,808	195,96,63,486

Note 9(a): Trade Receivables are hypothecated with banks where working capital financing is sanctioned. (Refer Note :38)

Notes to the Financial Statements

for the year ended March 31, 2019

(All amounts in Indian Rupees, unless otherwise stated)

Break-up of security details

	As at March 31, 2019	As at March 31, 2018
Trade receivables considered good - Secured	-	-
Trade receivables considered good - Unsecured	163,92,25,808	195,96,63,486
Trade receivables which have significant increase in credit risk	-	-
Trade receivables - credit impaired	-	-
Total	163,92,25,808	195,96,63,486
Loss allowance	-	-
Total trade receivables	163,92,25,808	195,96,63,486

Note 10: Cash and cash equivalents

	As at March 31, 2019	As at March 31, 2018
Balances with banks		
-in Local currency accounts	12,43,17,633	5,36,20,046
-in other currency accounts	2,382	3,66,812
Cash on hand	8,07,525	11,13,445
Investments in Debt schemes in mutual funds (Refer Note 10(a)&(b))	69,23,68,445	-
Total cash and cash equivalents	81,74,95,985	5,51,00,303

Note 10(a): Liquid Investments

	As at March 31, 2019	As at March 31, 2018
(Quoted, fully paid up)		
Investment in mutual funds (at fair value through profit or loss)	69,23,68,445	-
Total investments	69,23,68,445	-
Aggregate amount of quoted investments and market value there of	69,23,68,445	-
Aggregate amount of unquoted investments	-	-

Note 10(b): During the year the company has invested its free funds in Debt Oriented Investments (Open ended Schemes with no exit load and redemption restrictions) with risk free returns better than offered by financial institutions and intended to hold these investments for short period (say less then 3 Months).

Notes to the Financial Statements

for the year ended March 31, 2019

(All amounts in Indian Rupees, unless otherwise stated)

Note 11: Bank balances other than cash and cash equivalents

	As at March 31, 2019	As at March 31, 2018
Earmarked Balances with banks* (Refer Note:17.1)	20,40,968	16,53,029
Margin money deposits with Banks (Refer Note- 11(a) & 38)	18,31,17,480	16,72,77,035
Total Bank balances other than cash and cash equivalents	18,51,58,448	16,89,30,064

Note 11(a) : Margin Money Deposits includes ₹15,22,13,055/- (March 31, 2018 ₹14,31,77,035/-) pledged / lien against bank guarantees issued by the Bank. Further, ₹3,09,04,425/- (March 31, 2018 ₹2,41,00,000/-) pledged / lien against working capital loans.

*Earmarked Balances represents unclaimed dividend

Note 12: Loans

	As at March 31, 2019	As at March 31, 2018
Loan to subsidiary (Refer Note :32 & 36)	-	43,61,868
Total Loans	-	43,61,868

Note :The Loan to subsidiary represents the inter corporate loan given to its subsidiary to meet its business needs and exigencies carries interest.

Break-up of security details

	As at March 31, 2019	As at March 31, 2018
Loans considered good - Secured	-	-
Loans considered good - Unsecured	-	43,61,868
Loans which have significant increase in credit risk	-	-
Loans - credit impaired	-	-
Total	-	43,61,868
Loss allowance	-	-
Total Loans	-	43,61,868

Note 13: Current tax assets (net)

	As at March 31, 2019	As at March 31, 2018
Prepaid Income taxes (net of provision of March 31, 2019: ₹29,80,00,000/- (March 31, 2018: ₹32,65,00,000/-))	2,47,95,201	5,61,94,882
Total current tax assets (net)	2,47,95,201	5,61,94,882

Notes to the Financial Statements

for the year ended March 31, 2019

(All amounts in Indian Rupees, unless otherwise stated)

Note 14 : Equity share capital

	Number of shares	Amount
Authorised :		
As at April 01, 2017	1,00,00,000	10,00,00,000
Change during the year	-	-
As at March 31, 2018	1,00,00,000	10,00,00,000
Change during the year	-	-
As at March 31, 2019	1,00,00,000	10,00,00,000
Issued :		
As at April 01, 2017	61,31,167	6,13,11,670
Change during the year	2,45,000	24,50,000
As at March 31, 2018	63,76,167	6,37,61,670
Change during the year	-	-
As at March 31, 2019	63,76,167	6,37,61,670

Subscribed and paid up :

	Number of shares fully paid up	Amount
Paid up Equity Share Capital	61,19,767	6,11,97,670
Amount originally paid up on forfeited shares	-	1,36,000
As at April 01, 2017	61,19,767	6,13,33,670
Change during the year	2,45,000	24,50,000
As at March 31, 2018	63,64,767	6,37,83,670
Change during the year	-	-
As at March 31, 2019	63,64,767	6,37,83,670

Terms and rights attached to equity shares

The Company has only one class of equity shares having face value of INR 10/- per share. The Company declares and pays dividends in Indian rupees. In the event of liquidation of the company, the holders of equity shares are entitled to receive remaining assets of the company, after distribution of all preferential amounts, in proportion to the number of equity shares held by them. Every holder of equity shares present at a meeting in person or by proxy, is entitled to one vote, and upon a poll each share is entitled to one vote.

Notes to the Financial Statements

for the year ended March 31, 2019

(All amounts in Indian Rupees, unless otherwise stated)

Note 14 : Equity share capital (contd.)

Details of shareholders holding more than 5% shares in the company

	Dinesh Alla	Savita Alla	Aquila Drilling Private Limited
As at March 31, 2018			
Number of shares	8,60,974	3,91,458	4,59,906
% holding	13.53%	6.15%	7.23%
As at March 31, 2019			
Number of shares	8,85,769	3,91,458	4,59,906
% holding	13.92%	6.15%	7.23%

Note 15: Borrowings

i) Non Current Borrowing

	As at March 31, 2019	As at March 31, 2018
(Secured)		
Finance lease obligation (Refer Note :33)	8,63,115	38,84,773
Less: Current maturities of finance lease obligation	8,63,115	30,21,658
Non-current borrowings	-	8,63,115

Note 15(a): Finance Lease obligations are secured by the assets financed through the lease arrangements and are repayable in the equal monthly instalments over a period of 2-3 years and carry a finance charge of 8.87% - 10.63%.

ii) Current borrowings

	As at March 31, 2019	As at March 31, 2018
Secured - Payable on demand		
From Banks	27,76,50,163	36,03,51,962
Secured - Fixed Term		
From Banks	-	10,10,28,853
Total Current Borrowings	27,76,50,163	46,13,80,815

Note 15(b): The above loans are secured (primary) by the First charge (Pari-passu) on entire current assets of the company and further secured by the First charge (Pari-passu) on all the fixed assets of the company both present and future. These loans are further, secured by equitable mortgage of certain immovable properties belonging to three directors and two of their relatives and their personal guarantees. (Refer note 38 for the security details)

Note 15(c): Rate of interest on the above borrowings is at applicable MCLR plus applicable spread i.e. 1.65% - 2.00% in terms of sanction of respective banks.

Notes to the Financial Statements

for the year ended March 31, 2019

(All amounts in Indian Rupees, unless otherwise stated)

Note 16 : Provisions

	As at March 31, 2019	As at March 31, 2018
Employee Benefit Obligations (Refer Note below)		
Non-Current		
Retirement benefits	23,62,045	17,96,062
Other benefits	88,35,147	1,05,91,798
Total	1,11,97,192	1,23,87,860
Current		
Retirement benefits	13,18,879	9,28,630
Other benefits	11,84,000	10,26,000
Total	25,02,879	19,54,630

Note 16(a):

(i) Defined Contribution plans

Employer's Contribution to Provident Fund: Contributions are made to provident fund for entitled employees at the prescribed rate as per regulations. The contributions are made to registered provident fund administered by the government. The obligation of the company is limited to the amount contributed and it has no further contractual nor any constructive obligation.

Employer's Contribution to State Insurance Scheme: Contributions are made under State Insurance Scheme for entitled employees at the prescribed rate to Employee State Insurance Corporation. The obligation of the company is limited to the amount contributed and it has no further contractual nor any constructive obligation.

	As at March 31, 2019	As at March 31, 2018
Employer's Contribution to Provident Fund	47,50,407	48,78,730
Employer's Contribution to ESI	3,63,962	3,56,333

(ii) Defined Benefits plans

Post-employment obligations- Gratuity

The company provides for gratuity payments to employees as per the payment of Gratuity Act, 1972. The amount of gratuity payable on retirement/termination based on the employees last drawn basic salary per month and the number of years of services with the company.

Effective October 01, 2010 the company established Alphageo India Limited Employee's Group Gratuity Trust to administered the gratuity obligations in respect of employees other than whole time directors of the company. The gratuity plan is funded through Group Gratuity Accumulation Plan of Life Insurance Corporation of India.

Notes to the Financial Statements

for the year ended March 31, 2019

(All amounts in Indian Rupees, unless otherwise stated)

Note 16 : Provisions (contd.)

A) Reconciliation of opening and closing balances of Defined Benefit Obligation

	Gratuity	
	As at March 31, 2019	As at March 31, 2018
Defined Benefit Obligation at beginning of the year		
Funded Portion	1,12,27,735	92,39,423
Unfunded Portion	17,96,062	12,35,433
Current Service Cost	16,55,023	13,15,066
Interest Cost	10,39,802	8,32,608
Actuarial Loss for the year	94,371	5,35,777
Benefits Paid	(52,553)	(1,34,510)
Defined Benefit Obligation at year end	1,57,60,440	1,30,23,797
Funded Portion	1,33,98,395	1,12,27,735
Unfunded Portion	23,62,045	17,96,062

B) Reconciliation of opening and closing balances of fair value of Plan Assets

	Gratuity (Funded)	
	As at March 31, 2019	As at March 31, 2018
Fair value of Plan Assets at beginning of year	1,02,99,105	88,75,363
Expected Return on Plan Assets	8,26,998	7,58,948
Employer Contribution	10,75,216	13,57,476
Actuarial (Loss)/ gain for the year	(69,250)	(5,58,172)
Benefits Paid	(52,553)	(1,34,510)
Fair value of Plan Assets at year end	1,20,79,516	1,02,99,105

C) Reconciliation of fair value of Assets and Obligations

	As at March 31, 2019	As at March 31, 2018
Fair value of Plan Assets	1,20,79,516	1,02,99,105
Present value of defined benefit obligation	1,57,60,440	1,30,23,797
Amount recognised in Balance Sheet [Surplus/(Deficit)]	(36,80,924)	(27,24,692)
Current	13,18,879	9,28,630
Non current	23,62,045	17,96,062

Notes to the Financial Statements

for the year ended March 31, 2019

(All amounts in Indian Rupees, unless otherwise stated)

Note 16 : Provisions (contd.)

D) Expenses recognised during the year

	Gratuity	
	As at March 31, 2019	As at March 31, 2018
In Statement of Profit and Loss		
Current Service Cost	16,55,023	13,15,066
Interest Cost	10,39,802	8,32,608
Return on Plan Assets	(8,26,998)	(7,58,948)
Net Cost	18,67,827	13,88,726
In Other Comprehensive Income		
Actuarial (Gain) / Loss	(1,63,621)	10,93,949
Net expense for the period recognised in OCI	(1,63,621)	10,93,949

Significant estimates: Actuarial assumptions and sensitivity

The significant actuarial assumptions were as follows:

	As at March 31, 2019	As at March 31, 2018
Discount rate	7.65%	8.00%
Salary growth rate	4%	4%
Withdrawal rate	4%	4%
Retirement Age (Years)	58	58
Average Balance Future Services	22.58	23
Mortality Table(L.I.C)	2012-14	2006-08

Sensitivity analysis

The sensitivity of the defined benefit obligation to changes in the weighted principal assumptions is:

Particulars	As at March 31, 2019
Defined Benefit Obligation	1,57,60,440
Discount rate:(% change compared to base due to sensitivity)	
Increase : +1%	1,49,66,713
Decrease: -1%	1,66,53,620
Salary Growth rate:(% change compared to base due to sensitivity)	
Increase : +1%	1,65,64,452
Decrease: -1%	1,50,19,065
Withdrawal rate:(% change compared to base due to sensitivity)	
Increase : +1%	1,59,34,146
Decrease: -1%	1,55,63,863

Notes to the Financial Statements

for the year ended March 31, 2019

(All amounts in Indian Rupees, unless otherwise stated)

Note 16 : Provisions (contd.)

The above sensitivity analysis are based on a change in an assumption while holding all other assumptions constant. In practice, this is unlikely to occur and changes in some of the assumptions may be correlated. When calculating the sensitivity of the defined benefit obligation to significant actuarial assumptions, the same method (present value of the defined benefit obligation calculated with the projected unit credit method at the end of the reporting period) has been applied as when calculating the defined benefit liability recognised in the balance sheet. The methods and types of assumptions used in preparing the sensitivity analysis did not change compared to the prior period.

The major categories of plans assets are as follows:

Particulars	As at March 31, 2019	As at March 31, 2018
Funds Managed by Insurers	100%	100%
	100%	100%

Defined benefit liability and employer contributions

The Company has purchased insurance policy to provide for payment of gratuity to the employees other than whole time directors. Every year, the insurance company carries out a funding valuation based on the latest employee data provided by the Company. Any deficit in the assets arising as a result of such valuation is funded by the Company. The company considers that the contribution rate set at the last valuation date is sufficient to eliminate the deficit over the agreed period and that regular contributions, which are based on service costs will not increase significantly.

The weighted average duration of the defined benefit obligation is 9.4 years. The expected future cash flows over the next years, which will be met out of planned assets, is as follows:

Particulars	As at March 31, 2019
Defined benefit obligation-gratuity	
Less than a year	30,53,575
Between 2-5 years	82,09,859
Above 5 years	51,09,417

Risk Management

The Significant risks the company has in administering defined benefit plans are :

Interest Rate Risk: This may arise from volatility in asset values due to market fluctuations and impairment of assets due to credit losses. These Plans primarily invest in debt instruments such as Government securities and highly rated corporate bonds – the valuation of which is inversely proportional to the interest rate movements.

Salary Cost Inflation Risk: The present value of the Defined Benefit Plan liability is calculated with reference to the future salaries of participants under the Plan. Increase in salary due to adverse inflationary pressures might lead to higher liabilities.

Notes to the Financial Statements

for the year ended March 31, 2019

(All amounts in Indian Rupees, unless otherwise stated)

Note 17: Other Financial liabilities

	As at March 31, 2019	As at March 31, 2018
Current		
Current maturities of finance lease obligations	8,63,115	30,21,658
Interest accrued	6,376	27,520
Unpaid dividend (Refer Note:17.1)	20,40,968	16,53,029
Capital creditors	-	98,17,901
Employee benefits payable	9,11,92,042	10,05,43,005
Creditors for expenses	1,28,15,032	1,35,20,441
Total other financial liabilities	10,69,17,533	12,85,83,554

Note 17.1 : Unpaid dividend account represents the dividend not claimed by the shareholders and there is no amount due and outstanding to be credited to Investor Education and Protection Fund.

Note 18 : Other current liabilities

	As at March 31, 2019	As at March 31, 2018
Security Deposits	-	47,97,200
Statutory Liabilities	6,84,45,231	9,04,33,031
Total other current liabilities	6,84,45,231	9,52,30,231

Note 19: Revenue from operations

	For the year ended March 31, 2019	For the year ended March 31, 2018
Revenue from contracts with customers		
Geophysical survey and related service income (Refer Note No 19.1)	405,07,68,991	429,43,69,462
Total revenue from operations	405,07,68,991	429,43,69,462

Critical judgement in recognising variable consideration

Note 19.1: Revenue from contracts with customers is net of variable consideration components including liquidated damages on account of present and future recoveries for committed periodical quantitative Geophysical survey executions, determined as per the terms of the agreements.

Revenue disaggregation by geography is as follows:

	For the year ended March 31, 2019	For the year ended March 31, 2018
Geography		
Within India	405,07,68,991	429,43,69,462
Outside India	-	-

Notes to the Financial Statements

for the year ended March 31, 2019

(All amounts in Indian Rupees, unless otherwise stated)

Note 20 : Other income

	For the year ended March 31, 2019	For the year ended March 31, 2018
Interest income from financial assets at amortised cost	1,89,22,980	1,06,42,352
Profit on sale of Property, plant & equipment	2,08,733	-
Net gain on foreign currency transactions and translations	-	1,11,950
Gain on investments*	3,16,08,918	-
Other non-operating income	-	60,80,000
Total other income	5,07,40,631	1,68,34,302

*Gain on investments includes fair value gain on financial assets measured at Fair value through profit and loss amounting to ₹17,10,355/-

Note 21 : Geophysical survey and related expenses

	For the year ended March 31, 2019	For the year ended March 31, 2018
Consumption of stores	1,13,24,490	1,44,36,129
Survey and drilling charges	232,55,67,197	226,36,39,965
Fuel	7,27,37,155	11,49,06,723
Vehicle hire charges	4,53,51,753	6,52,56,801
Equipment hire charges	2,36,68,332	7,80,02,005
Repairs to machinery	1,02,69,344	1,03,79,090
Camp rental charges	1,07,35,049	1,16,74,718
Technical consultancy charges	12,50,59,012	8,53,08,954
Camp expenses	9,84,06,526	10,50,85,996
Transport and handling charges	73,13,676	79,49,073
Other survey expenses	2,03,48,477	2,42,58,031
Total Geophysical survey and related expenses	275,07,81,011	278,08,97,485

Note 22 : Employee benefits expense

	For the year ended March 31, 2019	For the year ended March 31, 2018
Salaries, wages, bonus and other allowances (Refer Note :16(a))	20,61,34,551	22,10,21,811
Contribution to provident fund and other funds	67,92,837	62,95,614
Contribution to ESI	3,63,962	3,56,333
Staff welfare expenses	16,39,890	11,81,278
Total employee benefits expense	21,49,31,240	22,88,55,036

Notes to the Financial Statements

for the year ended March 31, 2019

(All amounts in Indian Rupees, unless otherwise stated)

Note 23: Finance costs

	For the year ended March 31, 2019	For the year ended March 31, 2018
Interest and finance charges on financial liabilities carried at amortised cost	1,25,20,235	3,45,56,646
Other borrowing costs	1,71,88,894	2,09,61,520
Total Finance costs	2,97,09,129	5,55,18,166

Note 24: Depreciation and amortisation expense

	For the year ended March 31, 2019	For the year ended March 31, 2018
Depreciation of property, plant and equipment	24,95,45,025	26,13,09,210
Amortisation of intangible assets	1,86,30,668	1,88,53,180
Total depreciation and amortisation expense	26,81,75,693	28,01,62,390

Note 25: Other expenses

	For the year ended March 31, 2019	For the year ended March 31, 2018
Rent (Refer note 25 (a)below)	87,19,533	57,84,721
Repairs and maintenance to others	22,44,203	10,57,437
Insurance	54,67,241	51,87,793
Rates and taxes	72,13,421	2,52,68,751
Printing and stationery	23,14,687	24,50,027
Communication expenses	23,00,632	28,88,470
Travelling and conveyance	2,25,68,640	2,19,25,242
Payments to Auditors (Refer note 25 (b)below)	11,44,750	10,01,600
Legal, Professional and consultancy charges	66,84,471	39,48,699
Directors fees	7,20,000	4,80,000
Bank Charges	4,84,860	9,90,441
Vehicle maintenance	7,88,160	4,49,396
Bad debts written off	-	1,59,72,755
Net loss on foreign currency transactions and translations	7,00,265	-
CSR Expenditure (Refer Note 25(c) below)	23,04,600	23,60,000
Donations	20,000	65,470
Miscellaneous expenses	57,68,797	90,29,918
Total other expenses	6,94,44,260	9,88,60,720

Notes to the Financial Statements

for the year ended March 31, 2019

(All amounts in Indian Rupees, unless otherwise stated)

Note 25(a): Details of Operating Lease

The Company's significant leasing arrangements are in respect of operating leases for office premises. These leasing arrangements are with non-cancellable range for 3 years and usually renewable by mutual consent on mutually agreeable terms on maturity. The aggregate lease rentals payable are charged as 'Rent'.

Future minimum rentals payable under non-cancellable operating leases are as follows:

	For the year ended March 31, 2019	For the year ended March 31, 2018
i) Not later than one year	68,22,167	64,97,298
ii) Later than one year and not later than five years	1,62,80,823	1,55,04,818
iii) Later than five years	-	-

Note 25(b): Details of payments to auditors

	For the year ended March 31, 2019	For the year ended March 31, 2018
Payment to auditors		
As Statutory Auditor	7,00,000	7,00,000
For Quarterly Reviews	3,75,000	2,50,000
For Certification	30,000	20,000
Re-imburement of expenses	39,750	31,600
Total payments to auditors	11,44,750	10,01,600

Note 25(c): Details of Expenses on Corporate Social Responsibility Activities:

	For the year ended March 31, 2019	For the year ended March 31, 2018
Gross amount required to be spent as per section 135 of the Act	1,55,52,954	65,84,922
Amount spent during the year on	23,04,600	23,60,000
(i) Construction/acquisition of any asset	-	-
(ii) On purpose other than (i) above:		
Promoting education	17,04,600	20,60,000
Promoting healthcare	4,00,000	1,00,000
For empowering employment skills for youth	2,00,000	2,00,000

Note 26: Tax expense

Analysis of the company's income tax expense, given below explains significant estimates made in relation to company's tax position and also shows amounts that are recognised directly in equity and the effect of tax expense on account of non-assessable and non-deductible items.

Notes to the Financial Statements

for the year ended March 31, 2019

(All amounts in Indian Rupees, unless otherwise stated)

Note 26: Tax expense (contd.)

(a) Tax expense

	For the year ended March 31, 2019	For the year ended March 31, 2018
Current tax		
- to profit or loss		
Current tax on profits for the year	29,80,00,000	32,65,00,000
Income tax adjustments of earlier year	1,01,617	12,70,240
Total Current Tax Expense	29,81,01,617	32,77,70,240
Deferred tax		
- to profit or loss	(2,86,47,964)	(2,32,09,674)
- to other comprehensive income	(55,703)	3,78,594
Total Deferred tax expense/(benefit)	(2,87,03,667)	(2,28,31,080)
Income tax expense	26,93,97,950	30,49,39,160
Tax Expenses		
- to profit or loss	26,94,53,653	30,45,60,566
- to other comprehensive income	(55,703)	3,78,594

(b) Reconciliation of tax expense and the accounting profit multiplied by applicable tax rate:

	For the year ended March 31, 2019	For the year ended March 31, 2018
Profit from operations before tax	76,84,68,289	86,69,09,967
Current tax rate in india	34.944%	34.608%
Tax on profit from operations	26,85,33,559	30,00,20,201
Tax effect of amounts which are not deductible (taxable) in calculating taxable income:		
Expenses not allowable for tax purpose	5,82,741	5,53,359
Effect of difference in enacted and current tax rate	-	6,60,932
Tax effect due to non-taxable income	-	(2,60,472)
Adjustments for tax of relating to prior periods	1,01,617	19,67,312
Items considered in OCI and considered in current tax computation	(55,703)	3,78,594
Others	2,91,439	12,40,639
Income tax expenses	26,94,53,653	30,45,60,566

Notes to the Financial Statements

for the year ended March 31, 2019

(All amounts in Indian Rupees, unless otherwise stated)

Financial Instruments and Risk Management

Note 27: Fair Value Hierarchy

Fair value of the fixed instruments is classified in various hierarchies based on the following three levels:

Level 1: Inputs are quoted prices (unadjusted) in active market for identical assets or liabilities.

Level 2: Inputs other than quoted price including within level 1 that are observable for the asset or liability, either directly (i.e. as prices) or indirectly (i.e. derived from prices). The fair value of financial instruments that are not traded in an active market is determined using valuation techniques which maximize the use of observable market data and rely as little as possible on entity-specific estimates. If significant inputs required to fair value an instrument are observable, the instrument is included in Level 2.

Level 3: Inputs for the assets or liabilities that are not based on observable market data (unobservable inputs). If one or more of the significant inputs is not based on observable market data, the instrument is included in level 3. This is the case with listed instruments where market is not liquid and for unlisted instruments.

Note: (i) The carrying amounts of trade payables, other financial liabilities, borrowings, cash and cash equivalents, other bank balances, trade receivables and loans are considered to be the same as their fair values due to their short term nature and recoverability from /by the parties.

Note 28: Categories of Financial Instruments

	Fair Value Hierarchy	Notes	As at March 31, 2019		As at March 31, 2018	
			Carrying Value	Fair Value	Carrying Value	Fair Vvalue
A. Financial assets						
a) Measured at amortised cost						
Cash and cash equivalents other than liquid investments	Level -3	10	12,51,27,540	12,51,27,540	5,51,00,303	5,51,00,303
Other bank balances	Level -3	11	18,51,58,448	18,51,58,448	16,89,30,064	16,89,30,064
Loans	Level -3	12	-	-	43,61,868	43,61,868
Trade receivables	Level -3	9	163,92,25,808	163,92,25,808	195,96,63,486	195,96,63,486
b) Measured at Fair Value through Profit or Loss						
Liquid Investments (Quoted Method - Valuation)	Level -1	10	69,23,68,445	69,23,68,445	-	-
Total financial assets			264,18,80,241	264,18,80,241	218,80,55,721	218,80,55,721
B. Financial liabilities						
a) Measured at amortised cost						
Trade payables	Level -3		78,29,96,430	78,29,96,430	70,42,45,774	70,42,45,774
Borrowings	Level -3	15	27,76,50,163	27,76,50,163	46,22,43,930	46,22,43,930
Other financial liabilities	Level -3	17	10,69,17,533	10,69,17,533	12,85,83,554	12,85,83,554
Total financial liabilities			116,75,64,126	116,75,64,126	129,50,73,258	129,50,73,258

Notes: (i) In pursuance of exception in INDAS 107: Financial Instruments Disclosure in respect of Investment in equity instruments in subsidiaries carrying at cost, no further disclosure are required to be given in this regard.

Notes to the Financial Statements

for the year ended March 31, 2019

(All amounts in Indian Rupees, unless otherwise stated)

Note 29: Financial Risk Management

The Company's activities expose it to Credit risk, Market risk and Liquidity risk . The Company emphasis on risk management and has an enterprise wide approach to risk management. The Company's risk management and control procedures involve prioritization and continuing assessment of these risks and device appropriate controls, evaluating and reviewing the control mechanism.

(A) Credit Risk:

Credit risk is the risk of financial loss to the Company if a customer to a financial instrument fails to meet its contractual obligations . The Company is exposed to credit risk from its operating activities (primarily trade receivables) and from its financing activities, including deposits with banks. Credit risk of the Company is managed at the Company level.

The credit risk related to trade receivables is influenced mainly by the individual characteristics of each customer. The credit risk is managed by the company by establishing credit limits and continuously monitoring the credit worthiness of the customers. The Company is not required to provides for expected credit losses based on the past experience where it believes that there is no probability of default based on credit worthiness of company customers. Financial assets are written off when there is no reasonable expectation of recovery.

The ageing analysis of the receivables (gross of provisions) has been considered from the due date of invoice :

Particulars	As at March 31, 2019	As at March 31, 2018
Upto 180 days	148,36,67,809	195,96,63,486
More than 180 days	15,55,57,999	-

Note:

Significant revenue and receivable is from major public sector companies in oil and gas exploration business with a credit rating of A+(ICRA). As the Management is not foreseeing any loss from the parties based on the evaluation of past trend,the carrying value of trade receivable is equal to its fair value and no loss allowance is required to be made.

(B) Market Risk:

Market Risk is the risk that the future value of a financial instrument will fluctuate due to moves in the market factors. The most common types of market risks are interest rate risk and foreign currency risk.

• Interest Rate Risk

Interest rate risk is the risk that the future cash flows or the fair value of a financial instrument will fluctuate because of changes in market interest rates. The Company manages its market interest rates by fixed rate interest. Hence, the Company is not significantly exposed to interest rate risks .

• Foreign Currency Risk

Foreign currency risk is the risk that the fair value or future cash flows of an exposure will fluctuate because of changes in foreign exchange rates. As the company is not foreseeing significant transaction in other than functional currency the exposure to the foreign currency is minimal.

Notes to the Financial Statements

for the year ended March 31, 2019

(All amounts in Indian Rupees, unless otherwise stated)

Note 29: Financial Risk Management (contd.)

Foreign currency exposure as at the reporting date:

	As at March 31, 2019			As at March 31, 2018		
	USD	GBP	Equivalent Amount in INR	USD	GBP	Equivalent Amount in INR
Balance with banks	34	-	2,382	5,639	-	3,66,812
Payables for services	1,04,400	-	72,21,485	64,678	-	42,06,922
Advance for suppliers	50,380	-	34,84,850	-	-	-

(C) Liquidity Risk:

Liquidity risk refers to the risk that the Company cannot meet its financial obligations. The objective of liquidity risk management is to maintain sufficient liquidity and ensure that funds are available for use as per requirements.

The Company manage its risk from their principle source of reasources such as cash and cash equivalents , cash flows that is generated from operations and other means of borrowings, to ensure, as far as possible , that it will always have sufficient liquidity to meet the liabilities.

The table below provides details regarding the remaining contractual maturities of financial liabilities at the reporting date:

	On Demand	Due in 1st year	Due after 1st year	Total
As at March 31, 2019				
Borrowing	27,76,50,163	8,63,115	-	27,85,13,278
Trade and other payable	-	78,29,96,430	-	78,29,96,430
Other financial liabilities	-	10,60,54,418	-	10,60,54,418
As at March 31, 2018				
Borrowing	36,03,51,962	10,40,50,511	8,63,115	46,52,65,588
Trade and other payable	-	70,42,45,774	-	70,42,45,774
Other financial liabilities	-	12,55,61,896	-	12,55,61,896

Note 30: Capital Management

The Company's financial strategy aims to provide adequate capital for its growth plans for sustained stakeholder value. The company's objective is to safeguard its ability to continue as a going concern, so that it can continue to provide returns for shareholders and benefits for other stakeholders. And depending on the financial market scenario, nature of the funding requirements and cost of such funding, the Company decides the optimum capital structure. The Company aims at maintaining a strong capital base so as to maintain adequate supply of funds towards future growth plans as a going concern.

Notes to the Financial Statements

for the year ended March 31, 2019

(All amounts in Indian Rupees, unless otherwise stated)

Note 30: Capital Management (contd.)

The Company monitors the capital structure on the basis of total debt to equity ratio:

Particulars	As at March 31, 2019	As at March 31, 2018
Net Debt	-	41,01,65,285
Equity	249,62,46,618	205,87,24,409
Total Capital (Net Debt+Equity)	249,62,46,618	246,88,89,694
Net Debt to Total Capital (%)	0.00%	16.61%
Equity to Total capital	100.00%	83.39%

Net debt represents:

Particulars	As at March 31, 2019	As at March 31, 2018
A) Borrowings		
Non-current borrowings	-	8,63,115
Current borrowings	27,76,50,163	46,13,80,815
Current Maturity of finance lease obligation	8,63,115	30,21,658
Total(A)	27,85,13,278	46,52,65,588
B) Cash and cash equivalents	81,74,95,985	5,51,00,303
C) Net Debt/(Asset) (A-B)	(53,89,82,707)	41,01,65,285

Note 31: Payables to Micro, Small & Medium Enterprises

Information pertaining to Micro and Small Enterprises as required to be disclosed under the Micro, Small and Medium Enterprises Development Act, 2006 ("Act") as given below has been determined to the extent such parties have been identified on the basis of information available with the company:

	As at March 31, 2019	As at March 31, 2018
Principal amount remaining unpaid as on March 31	NIL	NIL
Interest due thereon as on March 31	NIL	NIL
Interest paid by the Company in terms of Section 16 of Micro, Small and Medium Enterprises Development Act, 2006, along with the amount of payment made to the supplier beyond the appointed day during the year	NIL	NIL
Interest due and payable for the period of delay in making payment (which have been paid but beyond the appointed day during the year) but without adding the interest specified under the Act	NIL	NIL
Interest accrued and remaining unpaid as at March 31	NIL	NIL
Further interest remaining due and payable even in the succeeding years, until such date when the interest dues as above are actually paid to the small enterprise for the purpose of disallowance as a deductible expenditure under Section 23 of the Act	NIL	NIL

Note :The list of undertakings covered under MSMED was determined by the Company on the basis of information available with the Company and has been relied upon by the auditors.

Notes to the Financial Statements

for the year ended March 31, 2019

(All amounts in Indian Rupees, unless otherwise stated)

Note 32: The following are the details of loans and advances in the nature of loans given to subsidiaries, associates and other entities in which directors are interested in terms of the Regulation 34(3) read together with para A of Schedule V of SEBI (Listing Obligations and Disclosure Requirements) Regulations, 2015.

	For the year ended March 31, 2019	For the year ended March 31, 2018
Alphageo Marine Services Private Limited		
Out standing at year end	-	43,61,868
Maximum Outstanding	(1,30,00,000)	(1,08,00,000)

Note :The Loan to subsidiary represents the inter corporate loan given to its subsidiary to meet its business needs and exigencies carries interest.

Note 33: Finance Lease

The Company has taken vehicles on finance lease. The future lease rent payable on such vehicles taken on finance lease are as follows:

	For the year ended March 31, 2019	For the year ended March 31, 2018
Minimum lease payments		
- Less than one year	8,63,115	30,21,658
- More than one year	-	8,63,115
Total	8,63,115	38,84,773
Present value of minimum lease payments		
- Less than one year	8,63,115	30,21,658
- More than one year	-	8,63,115
Total	8,63,115	38,84,773

Note 34: Segment Information

Description of segments and principal activities:

The Chairman & Managing Director has been identified as the Chief Operating Decision Maker (CODM). Operating segments are defined as components of an enterprise for which discrete financial information is available. This is evaluated regularly by the CODM, in deciding how to allocate resources and assessing the Company's performance. The Company is engaged in Seismic Service and operates in a single operating segment.

In accordance with paragraph 4 of Ind AS 108- "Operating Segments" the company has disclosed segment information only on the basis of consolidated financial statements which are presented together along with the standalone financial statements.

Notes to the Financial Statements

for the year ended March 31, 2019

(All amounts in Indian Rupees, unless otherwise stated)

Note 35: Interest in Other Entities

The Company's subsidiaries as at March 31, 2019 are set out below. Unless otherwise stated, they have share capital consisting solely of equity shares that are held directly by the Company.

Name of Entities	Relationship	Principle Activity	Place of Business	Ownership
Alphegeo International Limited	Subsidiary	Investment in Companies and Joint Ventures and providing technical support services	Dubai	100%
Alphegeo DMCC	Step down subsidiary	Provision of Onshore and offshore oil and gas field services, Geophysical Studies and geological Services and rental of drilling equipment & machinery	Dubai	100%
Alphegeo Offshore Services Private Limited	Subsidiary	Provision of Offshore Geophysical Studies and Services	India	100%
Alphegeo Marine Services India Private Limited	Subsidiary	Provision of Marine Survey Services and Aerial Geophysical Services	India	74%

- Method of accounting of investment in Subsidiaries are at amortised cost

Note 36: Related Party Transactions

(a) Enterprises where control exists

Wholly owned Subsidiary Companies	Alphegeo International Limited Alphegeo Offshore Services Private Limited (w.e.f April 26,2018)
Subsidiaries	Alphegeo Marine Services Private Limited
Stepdown Subsidiaries	Alphegeo DMCC

(b) Key Management personnel (KMP)

	Dinesh Alla, Chairman & Managing Director
	Z.P.Marshall, Independent Director(upto May 18, 2018)
	Savita Alla, Joint Managing Director
	Rajesh Alla, Non executive director
	Aryabumi Mohanakrishna Reddy, Independent Director
	Ashwinder Bhel, Independent Director
	Raju Mandapalli, Independent Director

(c) Relative of Key Management personnel

	Rajesh Alla
	Kamala Rajupet
	Sashank Alla
	Anisha Alla
	Mrudulla Alla
	Gopinath Reddy Rajupet

Notes to the Financial Statements

for the year ended March 31, 2019

(All amounts in Indian Rupees, unless otherwise stated)

Note 36: Related Party Transactions (contd.)

(d) List of Related Parties over which Control / Significant Influence exists with whom the company has transactions :

Alphageo International Limited	Wholly Owned Subsidiary
Alphageo Offshore Services Private Limited	Wholly Owned Subsidiary
Alphageo Marine Services Private Limited	Subsidiary
Alphageo DMCC	Step-down subsidiary
Dinesh Alla (HUF)	Entity In Which Key Management Personnel has Significant Influence
Rajesh Alla (HUF)	Entity In Which Relative of Key Management Personnel has Significant Influence
IIC Technologies Limited	Company In Which Relative of Key Management Personnel has Significant Influence
IIC Technologies USA	Company In Which Relative of Key Management Personnel has Significant Influence
Aquila Drilling Private Limited	Company In Which Key Management Personnel has Significant Influence

(e) Employee Benefit Plans: Alphageo India Limited Employees' Group Gratuity Trust

(f) Transactions with Related Parties:

	As at March 31, 2019		As at March 31, 2018	
	Amount	Outstanding balance	Amount	Outstanding balance
Key Management Personnel:				
Short term employee benefits				
Remuneration*	8,54,65,366	7,46,12,098	9,63,76,664	7,98,92,981
Director Fees	7,20,000	-	4,80,000	-
Others				
Dividend paid	1,00,79,456	-	54,95,996	-
Interest on Loan taken	20,11,644	-	26,92,136	-
Acceptance of Loan	6,00,00,000	-	11,30,00,000	-
Repayment of Loan	6,00,00,000	-	11,30,00,000	-
Amount received on Share Warrants	-	-	3,50,54,565	-
Relatives of Key Management Personnel:				
Salary paid	8,78,373	2,72,631	5,58,396	46,533
Rent	-	-	70,000	-
Dividend paid	67,81,336	-	28,84,400	-

(Table contd. to next page)

Notes to the Financial Statements

for the year ended March 31, 2019

(All amounts in Indian Rupees, unless otherwise stated)

Note 36: Related Party Transactions (contd.)

	As at March 31, 2019		As at March 31, 2018	
	Amount	Outstanding balance	Amount	Outstanding balance
Concerns in which Key Management Personnel has substantial interest:				
Rent	4,44,000	-	7,13,161	-
Dividend paid	47,83,784	-	18,39,624	-
Amount received on Share Warrants	-	-	5,93,23,110	-
Concerns in which Relative of the Key Management Personnel has Substantial Interest:				
Interest on Loan taken	-	-	12,82,192	-
Acceptance of Loan	-	-	5,00,00,000	-
Repayment of Loan	-	-	5,00,00,000	-
Dividend paid	6,90,664	-	8,97,590	-
Rent	1,80,000	-	2,40,000	-
Security Deposit	3,00,00,000	3,00,00,000	-	-
Purchase of Spare Parts	1,59,294	-	-	-
Technical and consultancy charges	-	-	11,55,000	-
Contribution to Funds				
Post Employment Benefit Plan	10,22,663	-	9,12,523	-
Subsidiaries:				
Investment in equity shares	1,00,000	-	7,40,000	-
Interest income	67,783	-	2,33,290	61,868
Loan given	1,30,00,000	-	1,08,00,000	43,00,000
Loan Received back	1,73,00,000	-	65,00,000	-
Reimbursement of expenses	14,185	-	40,250	-
Step-Down Subsidiary:				
Purchase of Property Plant & Equipment	-	-	43,00,082	-
Sale of Property Plant & Equipment	2,31,896	-	-	-
Equipment hire-charges	2,35,39,677	72,21,485	7,30,42,007	-

Terms and Conditions

Transactions relating to dividends were on the same terms and conditions that applied to other stake holders.

* Provision for employee benefits, which are based on actuarial valuation done on an overall company basis, is excluded.

Notes to the Financial Statements

for the year ended March 31, 2019

(All amounts in Indian Rupees, unless otherwise stated)

Note 36: Related Party Transactions (contd.)

(g) Disclosure in respect of transactions which are more than 10% of the total transactions of the same type with related parties during the year:

Nature of the transaction	Name of the related party	As at March 31, 2019	As at March 31, 2018
Short term employee benefits	Dinesh Alla	4,27,32,683	4,81,88,332
	Savita Alla	4,27,32,683	4,81,88,332
Director Fees	Z.P.Marshal	45,000	1,80,000
	Aryabumi Mohanakrishna Reddy	1,80,000	1,35,000
	Ashwinder Bhel	1,35,000	90,000
	Rajesh Alla	1,80,000	45,000
	Raju Mandapalli	1,80,000	30,000
Interest on Loan taken	Dinesh Alla	13,00,411	19,15,205
	Savita Alla	7,11,233	7,76,931
	IIC Technologies Limited	-	12,82,192
Acceptance of Loan	Dinesh Alla	4,00,00,000	8,45,00,000
	Savita Alla	2,00,00,000	2,85,00,000
	IIC Technologies Limited	-	5,00,00,000
Repayment of Loan	Dinesh Alla	4,00,00,000	8,45,00,000
	Savita Alla	2,00,00,000	2,85,00,000
	IIC Technologies Limited	-	5,00,00,000
Amount received on Share Warrants	Aquila Drilling Private Limited	-	5,93,23,110
	Dinesh Alla	-	3,50,54,565
Salary paid	Sashank Alla	8,78,373	5,58,396
Rent	Dinesh Alla (HUF)	4,44,000	7,13,161
	Rajesh Alla (HUF)	1,80,000	2,40,000
Technical and consultancy charges	IIC Technologies Limited	-	11,55,000
Post Employment Benefit Plan	Alphageo India Limited Employees' Group Gratuity Trust	10,22,663	9,12,523
Investment made	Alphageo Marine Services Private Limited	-	7,40,000
	Alphageo Offshore Services Private Limited	1,00,000	-
Interest income	Alphageo Marine Services Private Limited	67,783	2,33,290
Loan given	Alphageo Marine Services Private Limited	1,30,00,000	1,08,00,000
Loan Received back	Alphageo Marine Services Private Limited	1,73,00,000	65,00,000
Security Deposits given	IIC Technologies Limited	3,00,00,000	-

(Table contd. to next page)

Notes to the Financial Statements

for the year ended March 31, 2019

(All amounts in Indian Rupees, unless otherwise stated)

Note 36: Related Party Transactions (contd.)

Nature of the transaction	Name of the related party	As at March 31, 2019	As at March 31, 2018
Reimbursement of expenses	Alphageo Marine Services Private Limited	5,000	40,250
	Alphego Offshore Services Private Limited	9,185	-
Purchase of Property Plant & Equipment	Alphageo DMCC	-	43,00,082
Purchase of Spare Parts	IIC Technologies USA	1,59,294	-
Sale of Property Plant & Equipment	Alphageo DMCC	2,31,896	-
Equipment hire-charges	Alphageo DMCC	2,35,39,677	7,30,42,007

Note 37: Earnings per share

	For the year ended March 31, 2019	For the year ended March 31, 2018
(a) Basic EPS		
Basic earnings per share attributable to the equity holders of the company	78.40	88.80
(b) Diluted EPS		
Diluted earnings per share attributable to the equity holders of the company	78.40	88.80

(c) Reconciliation of earnings used in calculating earnings per share

	For the year ended March 31, 2019	For the year ended March 31, 2018
Basic earnings per share		
Profit attributable to the equity holders of the company used in calculating basic earnings per share	49,90,14,636	56,23,49,401
Diluted earnings per share		
Profit attributable to the equity holders of the company used in calculating diluted earnings per share	49,90,14,636	56,23,49,401

(d) Weighted average number of shares used as the denominator

	For the year ended March 31, 2019	For the year ended March 31, 2018
Weighted average number of equity shares used as the denominator in calculating basic earnings per share	63,64,767	63,32,548
Adjustments for calculation of diluted earnings per share:	-	-
Weighted average number of equity shares used as the denominator in calculating diluted earnings per share	63,64,767	63,32,548

Notes to the Financial Statements

for the year ended March 31, 2019

(All amounts in Indian Rupees, unless otherwise stated)

Note 38: Assets pledged as security

	As at March 31, 2019	As at March 31, 2018
Hypothecation of stocks, book debts and current assets -First Charge		
Trade receivables	163,92,25,808	195,96,63,486
Inventories	42,50,482	50,90,201
Fixed Deposits	3,09,04,425	2,41,00,000
Other assets (Other than above)	105,04,45,174	28,63,85,527
Second Charge		
Equitable mortgage of Land and Buildings and movable fixed assets	77,94,28,754	97,23,90,576

Note 39: Events occurring after the reporting period

(i) Proposed Dividend

The final dividend proposed and recommended by the Board of Directors for the approval of Members at the ensuing annual general meeting :

	As at March 31, 2019	As at March 31, 2018
On Equity Shares of ₹10 each		
Proposed Dividend*	5,09,18,136	5,09,18,136
Proposed Dividend per equity share	8	8

* Dividend distribution tax is payable at the time payment of dividend.

Note 40: The figures for the previous year have been reclassified / regrouped wherever necessary to conform to current year's classification.

As per our report of even date

For **MAJETI & CO.**

Chartered Accountants

Firm's registration number: 015975S

Kiran Kumar Majeti

Partner

Membership number: 220354

Hyderabad

May 22, 2019

For and on behalf of the Board

Dinesh Alla

Chairman And Managing Director

DIN: 01843423

Venkatesa Perumallu Pasumarthy

Chief Financial Officer

Hyderabad

May 22, 2019

Savita Alla

Joint Managing Director

DIN: 00887071

Deepa Dutta

Company Secretary

The background of the page is a large, light gray graphic consisting of numerous concentric circles that create a ripple effect, centered around the text.

CONSOLIDATED
FINANCIAL
STATEMENTS

Independent Auditor's Report

To

The Members of

ALPHAGEO (INDIA) LIMITED

Report on the Audit of the Consolidated Financial Statements

Opinion

We have audited the accompanying consolidated financial statements of ALPHAGEO (INDIA) LIMITED ("the Parent") and its subsidiaries, (the Parent and its subsidiaries together referred to as "the Group") which comprise the Consolidated Balance Sheet as at 31st March 2019, and the Consolidated Statement of Profit and Loss (including Other Comprehensive Income), the Consolidated Statement of Cash Flows and the Consolidated Statement of Changes in Equity for the year then ended, and a summary of significant accounting policies and other explanatory information.

In our opinion and to the best of our information and according to the explanations given to us, the aforesaid consolidated financial statements give the information required by the Companies Act, 2013 ("the Act") in the manner so required and give a true and fair view in conformity with the Indian Accounting Standards prescribed under section 133 of the Act read with the Companies (Indian Accounting Standards) Rules, 2015, as amended ('Ind AS'), and other accounting principles generally accepted in India, of the consolidated state of affairs of the Group as at 31st March 2019, and their consolidated profit, their consolidated total comprehensive income, their consolidated cash flows and their consolidated changes in equity for the year ended on that date.

Basis for Opinion

We conducted our audit of the consolidated financial statements in accordance with the Standards on Auditing specified under section 143 (10) of the Act (SAs). Our responsibilities under those Standards are further described in the Auditor's Responsibility for the Audit of the Consolidated Financial Statements section of our report. We are independent of the Group in accordance with the Code of Ethics issued by the Institute of Chartered Accountants of India (ICAI) together with the ethical requirements that are relevant to our audit of the consolidated financial statements under the provisions of the Act and the Rules made thereunder, and we have fulfilled our other ethical responsibilities in accordance with these requirements and the ICAI's Code of Ethics. We believe that the audit evidence obtained by us is sufficient and appropriate to provide a basis for our audit opinion on the consolidated financial statements.

Key Audit Matters

Key audit matters are those matters that, in our professional judgment, were of most significance in our audit of the consolidated financial statements of the current period. These matters were addressed in the context of our audit of the consolidated financial statements as a whole, and in forming our opinion thereon, and we do not provide a separate opinion on these matters. We have determined the matters described below to be the key audit matters to be communicated in our report.

Sr. No.	Key Audit Matter	Auditor's Response
1	<p>Accuracy of revenue recognition: Measurement of Liquidated damages/ Contractual Deductions involves critical estimates.</p> <p>As per Ind AS 115 Revenue should be recognised when (or as) an entity transfers control of goods or services to a customer at the amount to which an entity expects to be entitled.</p> <p>As per the standard, Company is required to recognise the revenue at the amount of the transaction price. While determining the transaction price, an entity is required to consider the effects of all of the following:</p> <ul style="list-style-type: none"> • Variable consideration • Constraining estimates of variable consideration • Consideration payable to a customer. <p>Applying the principles of Ind AS 115 to the given case, Critical Estimates involved as detailed below:</p> <p>Estimate the amount of consideration, where the contractual deductions are inherent in determination of transaction price.</p> <p>Estimated Liquidated damages are critical estimate to determine the variable consideration. This estimate has an inherent uncertainty as the deductions will be impacted based on the work to be executed in future in accordance with the contract.</p> <p>Refer Notes 18.1 to the Consolidated financial statements.</p>	<p>Principal audit procedures performed:</p> <ul style="list-style-type: none"> • Based on our knowledge gained through Company's contract with customer and work completed till date, we reviewed the management workings on the calculation of Transaction price adjustment w.r.t to variable consideration i.e., adjustment of transaction price for the contractual deductions. • We also considered the historical accuracy of estimates made by management. • We further challenged management's contract risk assessments by enquiries, and review of correspondence with customers where available.

Information Other than the Financial Statements and Auditor's Report Thereon

The Parent's Board of Directors is responsible for the other information. The other information comprises the Management Discussion and Analysis, Board's Report including Annexures to Board's Report, Corporate Governance and Shareholder's Information, but does not include the consolidated financial statements, standalone financial statements and our auditor's report thereon.

Our opinion on the consolidated financial statements does not cover the other information and we do not express any form of assurance conclusion thereon.

In connection with our audit of the consolidated financial statements, our responsibility is to read the other information, compare with the financial statements of the subsidiaries, audited by the other auditors, to the extent it relates to these entities and, in doing so, place reliance on the work of the other auditors and

consider whether the other information is materially inconsistent with the consolidated financial statements or our knowledge obtained during the course of our audit or otherwise appears to be materially misstated. Other information so far as it relates to the subsidiaries is traced from their financial statements audited by the other auditors.

If, based on the work we have performed on the other information that we obtained prior to the date of this auditor's report, we conclude that there is a material misstatement of this other information, we are required to report that fact. We have nothing to report in this regard.

Management's Responsibility for the Consolidated Financial Statements

The Parent's Board of Directors is responsible for the matters stated in section 134(5) of the Act with respect to the preparation of these consolidated financial statements that give a true and fair view of the

consolidated financial position, consolidated financial performance including other comprehensive income, consolidated cash flows and consolidated changes in equity of the Group in accordance with the Ind AS and other accounting principles generally accepted in India. The respective Board of Directors of the companies included in the Group are responsible for maintenance of adequate accounting records in accordance with the provisions of the Act for safeguarding the assets of the Group and for preventing and detecting frauds and other irregularities; selection and application of appropriate accounting policies; making judgments and estimates that are reasonable and prudent; and design, implementation and maintenance of adequate internal financial controls, that were operating effectively for ensuring the accuracy and completeness of the accounting records, relevant to the preparation and presentation of the financial statements that give a true and fair view and are free from material misstatement, whether due to fraud or error, which have been used for the purpose of preparation of the consolidated financial statements by the Directors of the Parent/ Holding Company, as aforesaid.

In preparing the consolidated financial statements, the respective Board of Directors of the companies included in the Group are responsible for assessing the ability of the Group to continue as a going concern, disclosing, as applicable, matters related to going concern and using the going concern basis of accounting unless the management either intends to liquidate or cease operations, or has no realistic alternative but to do so.

The respective Board of Directors of the companies included in the Group are also responsible for overseeing the financial reporting process of the Group.

Auditor's Responsibility for the Audit of the Consolidated Financial Statements

Our objectives are to obtain reasonable assurance about whether the consolidated financial statements as a whole are free from material misstatement, whether due to fraud or error, and to issue an auditor's report that includes our opinion. Reasonable assurance is a high level of assurance, but is not a guarantee that an audit conducted in accordance with SAs will always detect a material misstatement when it exists. Misstatements can arise from fraud or error and are considered material

if, individually or in the aggregate, they could reasonably be expected to influence the economic decisions of users taken on the basis of these consolidated financial statements.

As part of an audit in accordance with SAs, we exercise professional judgment and maintain professional skepticism throughout the audit. We also:

- Identify and assess the risks of material misstatement of the consolidated financial statements, whether due to fraud or error, design and perform audit procedures responsive to those risks, and obtain audit evidence that is sufficient and appropriate to provide a basis for our opinion. The risk of not detecting a material misstatement resulting from fraud is higher than for one resulting from error, as fraud may involve collusion, forgery, intentional omissions, misrepresentations, or the override of internal control.
- Obtain an understanding of internal financial control relevant to the audit in order to design audit procedures that are appropriate in the circumstances. Under section 143(3)(i) of the Act, we are also responsible for expressing our opinion on whether the Parent has adequate internal financial controls system in place and the operating effectiveness of such controls.
- Evaluate the appropriateness of accounting policies used and the reasonableness of accounting estimates and related disclosures made by the management.
- Conclude on the appropriateness of management's use of the going concern basis of accounting and, based on the audit evidence obtained, whether a material uncertainty exists related to events or conditions that may cast significant doubt on the ability of the Group to continue as a going concern. If we conclude that a material uncertainty exists, we are required to draw attention in our auditor's report to the related disclosures in the consolidated financial statements or, if such disclosures are inadequate, to modify our opinion. Our conclusions are based on the audit evidence obtained up to the date of our auditor's report. However, future events or conditions may cause the Group to cease to continue as a going concern.

- Evaluate the overall presentation, structure and content of the consolidated financial statements, including the disclosures, and whether the consolidated financial statements represent the underlying transactions and events in a manner that achieves fair presentation.
- Obtain sufficient appropriate audit evidence regarding the financial information of the entities or business activities within the Group to express an opinion on the consolidated financial statements. We are responsible for the direction, supervision and performance of the audit of the financial statements of entities or business activities included in the consolidated financial statements of which we are the independent auditors. For the other entities or business activities included in the consolidated financial statements, which have been audited by the other auditors, such other auditors remain responsible for the direction, supervision and performance of the audits carried out by them. We remain solely responsible for our audit opinion.

We communicate with those charged with governance of the Parent and such other entities included in the consolidated financial statements of which we are the independent auditors regarding, among other matters, the planned scope and timing of the audit and significant audit findings, including any significant deficiencies in internal control that we identify during our audit.

We also provide those charged with governance with a statement that we have complied with relevant ethical requirements regarding independence, and to communicate with them all relationships and other matters that may reasonably be thought to bear on our independence, and where applicable, related safeguards.

From the matters communicated with those charged with governance, we determine those matters that were of most significance in the audit of the consolidated financial statements of the current period and are therefore the key audit matters. We describe these matters in our auditor's report unless law or regulation precludes public disclosure about the matter or when, in extremely rare circumstances, we determine that a matter should not be communicated in our report because the adverse consequences of doing so would

reasonably be expected to outweigh the public interest benefits of such communication.

Other Matters

- (a) We did not audit the financial statements of 3 subsidiaries (which includes one step down subsidiary) included in the consolidated financial statements, whose financial statements reflect total assets of ₹3,874.96 Lakhs as at 31st March, 2019, total revenues of ₹238.94 Lakhs for the year ended 31st March, 2019 and net cash inflows/ (outflows) amounting to ₹557.67 Lakhs for the year ended on that date, as considered in the consolidated financial statements. These financial statements have been audited by other auditors whose reports have been furnished to us by the Management and our opinion on the consolidated financial statements, in so far as it relates to the amounts and disclosures included in respect of these subsidiaries and our report in terms of subsection (3) of Section 143 of the Act, in so far as it relates to the aforesaid subsidiaries is based solely on the reports of the other auditors.

Our opinion on the consolidated financial statements above and our report on Other Legal and Regulatory Requirements below, is not modified in respect of the above matters with respect to our reliance on the work done and the reports of the other auditors.

Report on Other Legal and Regulatory Requirements

1. As required by Section 143(3) of the Act, based on our audit and on the consideration of the reports of the other auditors on the separate financial statements/ financial information of the subsidiaries referred to in the Other Matters section above we report, that:
 - a) We have sought and obtained all the information and explanations which to the best of our knowledge and belief were necessary for the purposes of our audit of the aforesaid consolidated financial statements.
 - b) In our opinion, proper books of account as required by law relating to preparation of the aforesaid consolidated financial statements have been kept so far as it appears from our examination of those books, returns and the reports of the other auditors.

- c) The Consolidated Balance Sheet, the Consolidated Statement of Profit and Loss including Other Comprehensive Income, the Consolidated Statement of Cash Flows and the Consolidated Statement of Changes in Equity dealt with by this Report are in agreement with the relevant books of account maintained for the purpose of preparation of the consolidated financial statements.
- d) In our opinion, the aforesaid consolidated financial statements comply with the Ind AS specified under Section 133 of the Act.
- e) On the basis of the written representations received from the directors of the Parent as on 31st March, 2019 taken on record by the Board of Directors of the Company and the reports of the statutory auditors of its subsidiary companies incorporated in India, none of the directors of the Group companies, incorporated in India is disqualified as on 31st March, 2019 from being appointed as a director in terms of Section 164 (2) of the Act.
- f) With respect to, Reporting on the adequacy of Internal Financial Control Over Financial Reporting of the Group and the operating effectiveness of such controls, under section 143(3)(i) of the Act, is not applicable in view of the exemption available to all the subsidiary companies incorporated in India in terms of the notification no. G.S.R. 583(E) dated 13 June 2017 issued by the Ministry of Corporate Affairs, Government of India, read with general circular No. 08/2017 dated 25 July 2017. Hence this report does not contain a separate report on the internal financial controls over financial reporting of the Group under Clause (i) of Sub-section 3 of Section 143 of the Act.
- g) With respect to the Other Matters to be included in the Auditor's Report in accordance with Rule 11 of the Companies (Audit and Auditors) Rules, 2014, as amended in our opinion and to the best of our information and according to the explanations given to us:
- i) There were no pending litigations which would impact the consolidated financial position of the Group.
 - ii) Provision has been made in the consolidated financial statements, as required under the applicable law or accounting standards, for material foreseeable losses, if any, on long-term contracts and company has no derivative contracts;
 - iii) There has been no delay in transferring amounts, required to be transferred, to the Investor Education and Protection Fund by the Parent and its subsidiary companies incorporated in India.

For **MAJETI & CO**
Chartered Accountants
Firm's Registration No: 015975S

Kiran Kumar Majeti

Partner

Membership No:220354

Place: Hyderabad

Date: May 22, 2019

Consolidated Balance Sheet

as at March 31, 2019

(All amounts in Indian Rupees)

Particulars	Note No.	As at March 31, 2019	As at March 31, 2018
ASSETS			
Non-current assets			
(a) Property, plant and equipment	3	90,95,06,374	112,14,53,616
(b) Capital work-in-progress	3	1,04,23,714	1,04,23,714
(c) Intangible assets	4	1,62,65,972	3,75,43,600
(d) Deferred tax asset (net)	5	9,74,40,580	6,87,36,913
(e) Other non-current assets	6 (i)	7,83,359	36,26,221
Total Non-current assets		103,44,19,999	124,17,84,064
Current assets			
(a) Inventories	7	42,50,482	99,80,216
(b) Financial assets			
(i) Trade receivables	8	163,92,25,808	195,96,63,486
(ii) Cash and cash equivalents	9	105,16,69,987	21,96,82,845
(iii) Bank balances other than (ii) above	10	18,51,58,448	16,89,30,064
(iv) Loans	11	-	5,60,25,411
(c) Current tax asset (net)	12	2,48,10,093	5,62,07,148
(d) Other current assets	6 (ii)	5,58,92,306	2,74,71,307
Total Current assets		296,10,07,124	249,79,60,477
TOTAL ASSETS		399,54,27,123	373,97,44,541
EQUITY AND LIABILITIES			
Equity			
(a) Equity share capital	13	6,37,83,670	6,37,83,670
(b) Other equity		268,76,52,666	226,95,18,090
Equity attributable to equity holders of the parent		275,14,36,336	233,33,01,760
Non controlling interest		1,37,771	1,80,022
Total Equity		275,15,74,107	233,34,81,782
Liabilities			
Non-current liabilities			
(a) Financial liabilities			
(i) Borrowings	14 (i)	-	8,63,115
(b) Provisions	15	1,15,56,883	1,23,87,860
Total Non-current liabilities		1,15,56,883	1,32,50,975
Current liabilities			
(a) Financial liabilities			
(i) Borrowings	14 (ii)	27,76,50,163	46,13,80,815
(ii) Trade payables:			
- total outstanding dues to micro and small enterprises (Refer note- 30)		-	-
- total outstanding dues to others		77,57,74,946	70,42,45,774
(iii) Other financial liabilities	16	10,79,22,914	13,01,80,493
(b) Other current liabilities	17	6,84,45,231	9,52,50,072
(c) Provisions	15	25,02,879	19,54,630
Total current liabilities		123,22,96,133	139,30,11,784
Total Liabilities		124,38,53,016	140,62,62,759
TOTAL EQUITY AND LIABILITIES		399,54,27,123	373,97,44,541

The accompanying notes are an integral part of the financial statements

As per our report of even date

For and on behalf of the Board

For **MAJETI & CO.**

Chartered Accountants

Firm's registration number: 015975S

Kiran Kumar Majeti

Partner

Membership number: 220354

Hyderabad

May 22, 2019

Dinesh Alla

Chairman And Managing Director

DIN: 01843423

Venkatesa Perumallu Pasumarthy

Chief Financial Officer

Hyderabad

May 22, 2019

Savita Alla

Joint Managing Director

DIN: 00887071

Deepa Dutta

Company Secretary

Consolidated Statement of Profit and Loss

for the year ended March 31, 2019

(All amounts in Indian Rupees)

Particulars	Note No.	For the year ended March 31, 2019	For the year ended March 31, 2018
INCOME			
Revenue from operations	18	405,07,68,991	429,43,69,462
Other income	19	5,08,18,441	1,94,72,499
Total Income		410,15,87,432	431,38,41,961
EXPENSES			
Geophysical survey and related expenses	20	273,74,47,329	272,83,73,165
Employee benefits expense	21	21,69,11,099	23,05,72,021
Finance costs	22	2,97,74,654	5,55,66,764
Depreciation and amortisation expense	23	32,01,38,625	33,92,81,154
Other expenses	24	7,27,94,170	10,74,58,059
Total Expenses		337,70,65,877	346,12,51,163
Profit before tax		72,45,21,555	85,25,90,798
Tax expense			
Current tax	25	29,90,86,132	33,09,88,676
Deferred tax	25	(2,86,47,964)	(2,32,09,674)
Total tax expense		27,04,38,168	30,77,79,002
Profit after tax for the year		45,40,83,387	54,48,11,796
Other Comprehensive Income			
A (i) Items that will not be reclassified to profit or loss		(1,63,621)	10,93,949
(ii) Income tax relating to items that will not be reclassified to profit or loss		55,703	(3,78,594)
B (i) Items that will be reclassified to profit or loss		2,55,01,365	(1,51,23,773)
(ii) Income tax relating to items that will be reclassified to profit or loss		-	-
Total Other Comprehensive Income for the year		2,53,93,447	(1,44,08,418)
Total Comprehensive Income for the year		47,94,76,834	53,04,03,378
Profit /(Loss) attributable to :			
(a) Owners of Alphageo (India) Limited		45,41,25,638	54,48,91,774
(b) Non- Controlling Interest		(42,251)	(79,978)
Other Comprehensive Income attributable to :			
(a) Owners of Alphageo (India) Limited		2,53,93,447	(1,44,08,418)
(b) Non- Controlling Interest		-	-
Total Comprehensive Income attributable to :			
(a) Owners of Alphageo (India) Limited		47,95,19,085	53,04,83,356
(b) Non- Controlling Interest		(42,251)	(79,978)
Earnings per share (Face value of ₹10 each)			
(a) Basic	35	71.35	86.05
(b) Diluted	35	71.35	86.05

The accompanying notes are an integral part of the financial statements

As per our report of even date

For and on behalf of the Board

For **MAJETI & CO.**

Chartered Accountants

Firm's registration number: 015975S

Kiran Kumar Majeti

Partner

Membership number: 220354

Hyderabad

May 22, 2019

Dinesh Alla

Chairman And Managing Director

DIN: 01843423

Venkatesa Perumallu Pasumarthy

Chief Financial Officer

Hyderabad

May 22, 2019

Savita Alla

Joint Managing Director

DIN: 00887071

Deepa Dutta

Company Secretary

Consolidated Statement of Changes in Equity

for the year ended March 31, 2019

a. Equity share capital

	(All amounts in Indian Rupees)		
	Note No.	No of Shares	Amount
Paid up Equity Share capital			
Paid up Equity Share capital		61,19,767	6,11,97,670
Amount originally paid up on forfeited shares			1,36,000
As at April 01, 2017		61,19,767	6,13,33,670
Changes in equity share capital during the year	13	2,45,000	24,50,000
As at March 31, 2018		63,64,767	6,37,83,670
Changes in equity share capital during the year	13	-	-
As at March 31, 2019		63,64,767	6,37,83,670

b. Other Equity

	Capital Reserve	Reserves and surplus	Other Comprehensive Income	Money received against share warrants	Total	Attributable to Equity holders of parent	Non Controlling Interest
		Securities Premium	General reserve	Remeasurements of defined benefits plan, net of tax	Exchange differences in translating the financial statements of foreign operations		
Balance as at April 01, 2017	1,61,18,047	42,57,60,531	4,00,00,000	1,05,171	(1,09,61,101)	1,67,77,48,994	-
Profit after tax for the year	-	-	-	-	-	54,48,11,796	(79,978)
Inflow from the non-controlling interest	-	-	-	-	-	2,60,000	2,60,000
Remeasurements of defined benefits plan, net of tax	-	-	-	7,15,355	-	7,15,355	-
Exchange differences in translating the financial statements of foreign operations	-	-	-	-	(1,51,23,773)	(1,51,23,773)	-
Transactions with owners in their capacity as owners:							
Conversion of shares warrants into equity shares	-	12,33,86,900	-	-	-	9,19,27,675	-
Dividend (Including tax on dividend distribution)	-	-	-	(3,06,41,935)	-	(3,06,41,935)	-
Balance as at March 31, 2018	1,61,18,047	54,91,47,431	4,00,00,000	8,20,526	(2,60,84,874)	2,26,96,98,112	1,80,022

(Table contd. to next page)

Consolidated Statement of Changes in Equity

for the year ended March 31, 2019

	Capital Reserve	Reserves and surplus	Retained earnings	Other Comprehensive Income	Money received against share warrants	Total	Attributable to Equity holders of parent	Non Controlling Interest
	Securities Premium	General reserve		Remeasurements of defined benefits plan, net of tax				
Balance as at April 01, 2018	1,61,18,047	4,00,00,000	168,94,36,982	8,20,526	-	226,96,98,112	226,95,18,090	1,80,022
Profit after tax for the year	54,91,47,431		45,40,83,387	(2,60,84,874)		45,40,83,387	45,41,25,638	(42,251)
Remeasurements of defined benefits plan, net of tax				(1,07,918)		(1,07,918)	(1,07,918)	-
Exchange differences in translating the financial statements of foreign operations				2,55,01,365		2,55,01,365	2,55,01,365	-
Transactions with owners in their capacity as owners:								
Dividend (Including tax on dividend distribution)			(6,13,84,509)			(6,13,84,509)	(6,13,84,509)	
Balance as at March 31, 2019	1,61,18,047	4,00,00,000	208,21,35,860	7,12,608	-	268,77,90,437	268,76,52,666	1,37,771

The accompanying notes are an integral part of the financial statements

Nature and purpose of reserves

(i) Capital reserve:

Represents money received on warrants forfeited for failure in compliance with terms of issue.

(ii) Securities premium :

Represents premium received on issue of securities, mandatorily to be utilised in accordance with the provisions of the Companies Act, 2013.

(iii) General Reserve:

General reserve, created out of profits of the company, will be utilised for meeting future contingencies and losses if any.

As per our report of even date

For **MAJETI & CO.**

Chartered Accountants

Firm's registration number: 015975S

Kiran Kumar Majeti

Partner

Membership number: 220354

Hyderabad

May 22, 2019

For and on behalf of the Board

Dinesh Alla

Chairman And Managing Director

DIN: 01843423

Venkatesa Perumallu Pasumarthy

Chief Financial Officer

Hyderabad

May 22, 2019

Savita Alla

Joint Managing Director

DIN: 00887071

Deepa Dutta

Company Secretary

Consolidated Statement of Cash Flows

for the year ended March 31, 2019

(All amounts in Indian Rupees)

Particulars	For the year ended March 31, 2019	For the year ended March 31, 2018
Cash flow from operating activities		
Profit before tax	72,45,21,555	85,25,90,798
Adjustments for		
Depreciation and amortisation expenses	32,01,38,625	33,92,81,154
Unrealised foreign exchange gain(net)	(1,02,413)	(4,384)
Bad debts written off	-	1,97,89,567
Interest income	(1,92,09,523)	(1,27,45,297)
Gain on investments	(3,16,08,918)	-
Finance costs	2,97,74,654	3,45,56,646
Remeasurements of defined benefit plan	(1,07,918)	7,15,355
(Profit)on sale of property, plant and equipment (net)	-	(3,58,715)
Book deficit on assets discarded	-	-
Operating profit before working capital changes	102,34,06,062	123,38,25,124
Change in operating assets and liabilities		
Trade receivables and other assets	29,48,59,541	(33,05,01,497)
Inventories	57,29,734	18,66,571
Trade payables, other liabilities and provisions	3,38,96,108	9,17,75,196
Cash generated from operating activities	135,78,91,445	99,69,65,394
Income tax paid	(26,77,44,780)	(40,69,87,356)
Net cash generated from operating activities	109,01,46,665	58,99,78,038
Cash flows from investing activities		
Purchase of property, plant and equipment	(8,50,54,935)	(52,49,76,744)
Proceeds from disposal of property, plant and equipment	-	4,86,982
Loan (given) and received (net)	5,60,25,411	(5,60,25,411)
Gain on investments	2,98,98,563	-
Change in bank balances (having original maturity of more than three months) (net)	(1,99,80,181)	(3,07,57,717)
Interest received	2,33,49,259	1,12,39,258
Net cash inflow/ (outflow) from investing activities	42,38,117	(60,00,33,632)
Cash flows from financing activities		
Proceeds from issue of securities including premium	-	9,43,77,675
Proceeds/(repayment) of finance lease obligation (net)	(30,21,658)	(48,46,125)
Proceeds/(repayment) of current borrowing (net)	(18,37,30,652)	(1,16,06,039)
Finance costs paid	(2,97,95,798)	(3,46,19,760)
Dividend and dividend tax paid	(6,13,84,509)	(3,06,41,935)
Proceeds from issue of shares by a subsidiary to minority shareholders	-	2,60,000
Net cash (outflow)/ inflow from financing activities	(27,79,32,617)	1,29,23,816

(Table contd. to next page)

Consolidated Statement of Cash Flows

for the year ended March 31, 2019

(All amounts in Indian Rupees)

Particulars	For the year ended March 31, 2019	For the year ended March 31, 2018
Net increase in cash and cash equivalents	81,64,52,165	28,68,222
Exchange difference on translation of foreign currency cash and cash equivalent	(22)	4,384
Effect of foreign currency translations on consolidation	1,38,24,644	5,84,981
Fair Value changes on liquid investments	17,10,355	-
Cash and cash equivalents at the beginning of the year	21,96,82,845	21,62,25,258
Cash and cash equivalents at end of the year	105,16,69,987	21,96,82,845

The accompanying notes are an integral part of the financial statements

Notes:

1. The Cash flow statement has been prepared under the indirect method as set out in Indian Accounting Standard (Ind AS 7)- Statement of Cash Flows.
2. Previous year figures have been regrouped /reclassified to conform to current year classification.
3. Figures in brackets represents outflows.
4. Taxes paid are treated as arising from operating activities.

As per our report of even date

For **MAJETI & CO.**

Chartered Accountants

Firm's registration number: 015975S

Kiran Kumar Majeti

Partner

Membership number: 220354

Hyderabad

May 22, 2019

For and on behalf of the Board

Dinesh Alla

Chairman And Managing Director

DIN: 01843423

Venkatesa Perumallu Pasumarthy

Chief Financial Officer

Hyderabad

May 22, 2019

Savita Alla

Joint Managing Director

DIN: 00887071

Deepa Dutta

Company Secretary

Notes to the Consolidated Financial Statements

for the year ended March 31, 2019

(All amounts in Indian Rupees, unless otherwise stated)

1. Corporate Information

1.1 Alphageo (India) Limited (the Company or AGIL or Parent Company) is a Public Limited Company incorporated under the provisions of erstwhile Companies Act, 1956 having its registered office at Hyderabad in the state of Telangana, India. The Equity Shares of the Company are listed with Stock Exchanges in India viz., BSE Limited, Mumbai

and the National Stock Exchange of India Limited, Mumbai.

1.2 The Consolidated financial statements comprise of financial statements of Alphageo (India) Limited ('the Company' or 'the Holding Company or Parent Company) and its subsidiaries listed below considered for consolidation (collectively, "the Group") for the year ended March 31, 2019:

Name of the Entity	Country of Incorporation	Extent of holding	
		As on March 31, 2019	As on March 31, 2018
Alphageo International Limited	Dubai	100%	100%
Alphageo DMCC (subsidiary of Alphageo International Limited)	Dubai	100%	100%
Alphageo Marine Services Private Limited	India	74%	74%
Alphageo Offshore Services Private Limited	India	100%	--

1.3 The Group is providing Geophysical Data Acquisition, Processing and Interpretation Services for exploration of hydrocarbons and minerals.

1.4 The Consolidated financial statements for the year ended March 31, 2019 were approved by the Board of Directors and authorised for issue on May 22, 2019.

2. Basis of Preparation of consolidated financial statements

The consolidated financial statements have been prepared as a going concern on accrual basis of accounting. The Group has adopted historical cost basis for assets and liabilities except for certain items which have been measured on a different basis and such basis is disclosed in the relevant accounting policy. The consolidated financial statements are presented in Indian Rupees (INR).

Compliance with Ind AS

The consolidated financial statements comply in all material aspects with Indian Accounting Standards (Ind AS) notified under Section 133 of the Companies Act, 2013 (the Act), Companies (Indian

Accounting Standards) Rules, 2015 and other relevant provisions of the Act.

New & Amended Standards adopted by the Group

The Group has applied the following standards and amendments for the first time for their annual reporting period commencing April 1, 2018:

- Ind AS 115, Revenue from contracts with customers
- Appendix B, Foreign Currency Transactions and advance consideration to Ind AS 21, The Effects of Changes in Foreign Exchange Rates
- Amendment to Ind AS 12, Income Taxes

The amendments listed above did not have any impact on the amounts recognised in prior periods and are not expected to significantly affect the current or future periods.

Current and non-current classification

All assets and liabilities have been classified as current or non-current as per Group's operating cycle and other criteria set out in Schedule-III of the Companies Act 2013. Based on the nature of

Notes to the Consolidated Financial Statements

for the year ended March 31, 2019

(All amounts in Indian Rupees, unless otherwise stated)

business, the Group has ascertained its operating cycle as 12 months for the purpose of current or non-current classification of assets and liabilities.

An asset is classified as current if:

- (i) It is expected to be realised or sold or consumed in the Group's normal operating cycle;
- (ii) It is held primarily for the purpose of trading;
- (iii) It is expected to be realised within twelve months after the reporting period; or
- (iv) It is cash or a cash equivalent unless it is restricted from being exchanged or used to settle a liability for at least twelve months after the reporting period.

A liability is classified as current if:

- (i) It is expected to be settled in normal operating cycle;
- (ii) It is held primarily for the purpose of trading;
- (iii) It is expected to be settled within twelve months after the reporting period;
- (iv) It has no unconditional right to defer the settlement of the liability for at least twelve months after the reporting period.

All other assets and liabilities are classified as non-current. Deferred tax assets and liabilities are classified as non-current only.

2.1 Significant Accounting Policies

The significant accounting policies adopted in the preparation of these consolidated financial statements are detailed hereafter. These policies have been consistently applied to all the years presented, unless otherwise stated.

2.2 Basis of consolidation

The consolidated financial statements comprise the financial statements of the Company and its subsidiaries as at March 31, 2019

Subsidiaries

Subsidiaries are entities (including structured

entities) over which the group has control. The group controls an entity when the group is exposed to, or has rights to, variable returns from its involvement with the entity and has the ability to affect those returns through its power to direct the relevant activities of the entity.

Subsidiaries are fully consolidated from the date on which control is transferred to the group and will be deconsolidated from the date the control ceases.

The group combines the financial statements of the parent and its subsidiaries line by line adding together like items of assets, liabilities, equity, income and expenses. Intercompany transactions, balances and unrealised gains on transactions between group companies are eliminated. Unrealised losses are also eliminated unless the transaction provides evidence of an impairment of the transferred asset. Accounting policies of subsidiaries have been changed where necessary to ensure consistency with the policies adopted by the group.

The financial statements of each of the subsidiaries used for the purpose of consolidation are drawn up to same reporting date as that of the Company, i.e., year ended on March 31.

Non-controlling interests (NCI)

Non-controlling interests in the results and equity of subsidiaries are shown separately in the Consolidated Statement of profit and loss, Consolidated Statement of changes in equity and Consolidated Balance Sheet respectively

2.3 Segment Reporting

Operating segments are reported in a manner consistent with the internal reporting provided to the Chief Operating Decision Maker. The Chairman & Managing Director has been identified as the Chief Operating Decision Maker. Refer Note 32 for the segment information presented.

Notes to the Consolidated Financial Statements

for the year ended March 31, 2019

(All amounts in Indian Rupees, unless otherwise stated)

2.4 Foreign currency transactions

a) Functional and presentation currency

The consolidated financial statements are presented in Indian rupee (INR), which is functional and presentation currency of the Parent Company.

b) Transactions and balances

Foreign currency transactions are translated into the functional currency using the exchange rates at the dates of the transactions. Foreign exchange gains and losses resulting from the settlement of such transactions and from the translation of monetary assets and liabilities denominated in foreign currencies at year end exchange rates are generally recognised in statement of profit and loss. Non-monetary items that are measured in terms of historical cost in a foreign currency, using the exchange rate at the date of the transaction. Non-monetary items that are measured at fair value in a foreign currency are translated using the exchange rates at the date when the fair value was determined. Translation differences on assets and liabilities carried at fair value are reported as part of the fair value gain or loss.

c) Group companies

The results and financial position of foreign operations that have a functional currency different from the presentation currency are translated into the presentation currency as follows:

- assets and liabilities are translated at the closing rate at the date of that balance sheet
- income and expenses are translated at average exchange rates (unless this is not a reasonable approximation of the cumulative effect of the rates prevailing on the transaction dates, in which case income and expenses are translated at the dates of the transactions), and

- All resulting exchange differences are recognised in Other Comprehensive Income.

2.5 Use of estimates, assumptions and judgements

The preparation of consolidated financial statements in conformity with Ind AS requires to make estimates and assumptions and judgements that affect the reported amounts of assets and liabilities and disclosure of contingent assets and liabilities at the date of the consolidated financial statements and the results of operations during the reporting periods. Although these estimates are based upon management's best knowledge of current events and actions, actual results could differ from those estimates. Estimates and underlying assumptions are reviewed on an ongoing basis. Any revision to accounting estimates is recognised prospectively in the current and future periods.

Following are the areas that involved a higher degree of judgement or complexity, and of items which are more likely to be materially adjusted due to estimates and assumptions turning out to be different than those originally assessed. Detailed information about each of these estimates and judgements is included in relevant notes together with information about the basis of calculation for each affected line item in the consolidated financial statements.

The areas involving critical estimates or judgements are:

- Variable Consideration in accordance with Ind AS 115– Note 18.1
- Estimated useful life of tangible asset – Note 2.8
- Estimated useful life of intangible asset – Note 2.9
- Estimation of expected credit loss on financial assets in accordance with Ind AS 109– Note 28(A)
- Estimation of defined benefit obligation in accordance with Ind AS 19– Note 15

Notes to the Consolidated Financial Statements

for the year ended March 31, 2019

(All amounts in Indian Rupees, unless otherwise stated)

2.6 Revenue recognition

The Group earns revenue primarily from providing Geophysical Data Acquisition, Processing and Interpretation Services.

Effective April 1, 2018, the group has applied Ind AS 115 which establishes a comprehensive framework for determining whether, how much and when revenue is to be recognised. Ind AS 115 replaces Ind AS 18 Revenue and Ind AS 11 Construction Contracts. The group has adopted Ind AS 115 using the cumulative effect method. The effect of initially applying this standard is recognised at the date of initial application (i.e. April 1, 2018). The standard is applied retrospectively only to contracts that are not completed as at the date of initial application and the comparative information in the statement of profit and loss is not restated – i.e. the comparative information continues to be reported under Ind AS 18 and Ind AS 11.

Refer note 2.6– Significant accounting policies – Revenue recognition in the Annual report of the group for the year ended March 31, 2018, for the revenue recognition policy as per Ind AS 18 and Ind AS 11. The impact of the adoption of the standard on the financial statements of the group is insignificant.

Sale of Services - Recognition & Measurement

Revenue is recognised upon transfer of control of promised services to customers in an amount that reflects the consideration which the group expects to receive in exchange for those services.

Revenue from Geophysical Data Acquisition, Processing and Interpretation Services is recognised on output basis measured by milestones reached, units delivered, efforts expended, number of transactions processed, etc.

Revenue on time-and-material contracts are recognized as the related services are performed and revenue from the end of the last invoicing to the reporting date is recognized as unbilled revenue

Revenue is measured based on the transaction price, which is the consideration, adjusted for volume discounts, service level credits, performance bonuses, price concessions, penalties and incentives, if any, as specified in the contract with the customer. Revenue also excludes taxes collected from customers.

The group disaggregates revenue from contracts with customers by geography of services provided.

Dividend Income

Dividend income on investments is accounted for when the right to receive the same is established. Dividend income is included in Other Income in the Statement of Profit and Loss.

Interest Income

Interest income from debt instruments is recognised using the effective interest rate method. The effective interest rate is the rate that exactly discounts estimated future cash receipts through the expected life of the financial asset to the gross carrying amount of a financial asset. When calculating the effective interest rate, the group estimates the expected cash flows by considering all the contractual terms of the financial instrument but does not consider the expected credit losses.

2.7 Leases

As a lessee

Leases of property, plant and equipment where the group, as lessee, has substantially owns all the risks and rewards of ownership are classified as finance leases. Finance leases are capitalised at the lease's inception at the fair value of the leased property or, if lower, the present value of the minimum lease payments. The corresponding lease obligations, net of finance charges, are included in borrowings or other financial liabilities as appropriate. Each lease payment is allocated between the liability and finance cost. The finance cost is charged to the profit or loss over the lease period so as to produce

Notes to the Consolidated Financial Statements

for the year ended March 31, 2019

(All amounts in Indian Rupees, unless otherwise stated)

a constant periodic rate of interest on the remaining balance of the liability for each period.

Leases in which a significant portion of the risks and rewards of ownership are not transferred to the group as lessee are classified as operating leases. Payments made under operating leases (net of any incentives received from the lessor) are charged to profit or loss on a straight-line basis over the period of the lease unless the payments are structured to increase in line with expected general inflation to compensate for the lessor's expected inflationary cost increases.

As a lessor

Lease income from operating leases where the group is a lessor is recognised in income on a straight-line basis over the lease term unless the receipts are structured to increase in line with expected general inflation to compensate for the expected inflationary cost increases. The respective leased assets are included in the balance sheet based on their nature.

2.8 Property, Plant and Equipment

i) Recognition and measurement

The initial cost of property, plant and equipment comprises its purchase price, including import duties and non-refundable purchase taxes, and any directly attributable costs of bringing an asset to working condition and location for its intended use. It also includes the initial estimate of the costs if any of dismantling and removing the item and restoring the site on which it is located. Items such as spares are capitalized when they meet the definition of property, plant and equipment. If significant parts of an item of property, plant and equipment have different useful lives, then they are accounted for as separate items (major components) of property, plant and equipment. Likewise, expenditure towards major inspections and overhauls are identified as a separate component and depreciated over the expected period till the next overhaul expenditure.

ii) Subsequent expenditure

Subsequent expenditure related to an item of property, plant and equipment is added to its book value only if it increases the future economic benefits from the existing asset beyond its previously assessed standard of performance/life. All other expenses on existing property, plant and equipment, including day-to-day repair and maintenance expenditure and cost of replacing parts, are charged to the statement of profit and loss for the period during which such expenses are incurred.

iii) Derecognition

An item of property, plant and equipment is derecognised upon disposal or when no future economic benefit is expected to arise from the continued use of the asset. Any gain or loss arising on de-recognition of the asset (calculated as the difference between the net disposal proceeds and the carrying amount of the item) is recognised in profit and loss in the period the item is derecognised.

iv) Depreciation expense

Depreciation is charged on straight line basis so as to write off the depreciable amount of the asset over the useful lives specified in Schedule II to the Act. The useful life of the assets is periodically reviewed and re-determined based on a technical evaluation and expected use. In case of revision in useful life of an asset, the unamortised depreciable amount is charged over the remaining useful life of such asset. The cases, where the useful life of assets so determined, considering the nature of the asset, estimated usage of the asset, the operating conditions of the asset, past history of replacement, anticipated technological changes, manufacturers warranties and maintenance support, etc., different from the useful life as specified under Part C of Schedule II of the Act as given below:

Notes to the Consolidated Financial Statements

for the year ended March 31, 2019

(All amounts in Indian Rupees, unless otherwise stated)

Nature of Asset	Useful Life
Machinery in the nature of Geophone strings and cables	5 Years
Machinery in the nature of equipment used for Seismic Data Acquisition	5 Years
Machinery in the nature of Vibrators used for Seismic Data Acquisition	20 Years

The group reviews the residual value, useful lives and depreciation method annually and, if expectations differ from previous estimates, the change is accounted for as a change in accounting estimate on a prospective basis.

2.9 Intangible assets and amortisation

Intangible assets acquired separately are measured on initial recognition at cost. Following initial recognition, intangible assets are carried at cost less accumulated amortization and accumulated impairment losses, if any.

Nature of Asset	Useful Life
Software	3 Years

The estimated useful life and amortization method are reviewed at the end of each reporting period, with the effect of any changes in estimate being accounted for on a prospective basis.

2.10 Financial Instruments

Classification, initial recognition and measurement

A financial instrument is any contract that gives rise to a financial asset for one entity and a financial liability or equity instrument for another entity. Financial instruments are recognised on the balance sheet when the group becomes a party to the contractual provisions of the instrument.

(i) Financial Assets

Classification:

The Group classifies its financial assets in the following measurement categories:

- those to be measured subsequently at fair value (either through other comprehensive income, or through profit or loss), and
- those measured at amortised cost.

The classification depends on the entity's business model for managing the financial assets and the contractual terms of the cash flows.

For assets measured at fair value, gains and losses will either be recorded in profit or loss or other comprehensive income. For investments in debt instruments, this will depend on the business model in which the investment is held. For investments in equity instruments, this will depend on whether the Group has made an irrevocable election at the time of initial recognition to account for the equity investment at fair value through other comprehensive income.

The Group reclassifies debt investments when and only when its business model for managing those assets changes.

At initial recognition

The Group measures a financial asset at its fair value plus, in the case of a financial asset not at fair value through profit or loss, transaction costs that are directly attributable to the acquisition of the financial asset. Transaction costs of financial assets carried at fair value through profit or loss are expensed in profit or loss.

Subsequent measurement - Debt instruments

Subsequent measurement of debt instruments depends on the group's business model for managing the asset and the cash flow characteristics of the asset. There are three measurement categories into which the group classifies its debt instruments:

Notes to the Consolidated Financial Statements

for the year ended March 31, 2019

(All amounts in Indian Rupees, unless otherwise stated)

i. At amortised cost:

Financial assets having contractual terms that give rise on specified dates to cash flows that are solely payments of principal and interest on the principal outstanding and that are held within a business model whose objective is to hold such assets in order to collect such contractual cash flows are classified in this category. Subsequently, these are measured at amortized cost using the effective interest method less any impairment losses.

ii. At fair value through other comprehensive income (FVOCI):

Financial assets are measured at fair value through other comprehensive income if these financial assets are held within a business whose objective is achieved by both collecting contractual cash flows on specified dates that are solely payment of principle and interest on the principle amount outstanding and selling financial assets.

iii. At fair value through profit or loss (FVTPL):

Financial assets are measured at fair value through profit or loss unless it is measured at amortised cost or at fair value through other comprehensive income on initial recognition. The transaction costs directly attributable to the acquisition of financial assets at fair value through profit or loss are immediately recognised in profit or loss.

Other Equity Investments

All other equity investments are measured at fair value, with value changes recognised in Statement of Profit and Loss, except for those equity investments for which the group has elected to present the value changes in 'Other Comprehensive Income'.

Cash and cash equivalents

Cash and cash equivalent in the balance sheet

comprise cash at banks, cash on hand, liquid investments and short-term deposits with an original maturity of three months or less, which are subject to an insignificant risk of changes in value.

For the purpose of the statement of cash flows, cash and cash equivalents consist of cash and short-term deposits, as defined above, net of outstanding bank overdrafts as they are considered an integral part of the group's cash management.

Trade receivables

Trade receivables are recognised initially at fair value and subsequently measured at amortised cost using the effective interest method, less provision for impairment.

(ii) Financial liabilities

Classification, initial recognition and measurement

Financial liabilities are classified, at initial recognition, as financial liabilities at fair value through profit or loss, loans and borrowings, or payables, as appropriate. All financial liabilities are recognised initially at fair value and, in the case of loans and borrowings and payables, net of directly attributable transaction costs. The Group's financial liabilities include trade and other payables, loans and borrowings including bank overdrafts.

Subsequent measurement

Financial liabilities are carried at amortized cost using the effective interest method. For trade and other payables maturing within one year from the balance sheet date, the carrying amounts approximate fair value due to the short maturity of these instruments.

Trade and other payables

Trade and other payables represent liabilities for goods and services prior to the end of

Notes to the Consolidated Financial Statements

for the year ended March 31, 2019

(All amounts in Indian Rupees, unless otherwise stated)

financial year which are unpaid. Trade and other payables are presented as current liabilities unless payment is not due within 12 months after the reporting period. They are recognised initially at their fair value and subsequently measured at amortised cost using the effective interest method.

Loans and borrowings

Borrowings are initially recognised at fair value, net of transaction costs incurred. Borrowings are subsequently measured at amortised cost. Any difference between the proceeds (net of transaction costs) and the redemption amount is recognised in profit or loss over the period of the borrowings using the effective interest method. Fees paid on the establishment of loan facilities are recognised as transaction costs of the loan to the extent that it is probable that some or all of the facility will be drawn down. In this case, the fee is deferred until the draw down occurs. To the extent there is no evidence that it is probable that some or all of the facility will be drawn down, the fee is capitalised as a prepayment for liquidity services and amortised over the period of the facility to which it relates.

Derecognition of financial instruments

The group derecognises a financial asset when the contractual rights to the cash flows from the asset expire, or when it transfers the financial asset and substantially all the risks and rewards of ownership of the asset to another party. On de-recognition of a financial asset the difference between the carrying amount and the consideration received is recognised in the statement of profit and loss.

The Group derecognises financial liabilities when, and only when, the Group's obligations are discharged, cancelled or have expired. On de-recognition of a financial liability the difference between the carrying amount of the financial liability derecognised and the consideration paid

and payable is recognised in the statement of profit and loss.

Offsetting financial instruments

Financial assets and liabilities are offset and the net amount is reported in the balance sheet where there is a legally enforceable right to offset the recognised amounts and there is an intention to settle on a net basis or realise the asset and settle the liability simultaneously. The legally enforceable right must not be contingent on future events and must be enforceable in the normal course of business and in the event of default, insolvency or bankruptcy of the group or the counterparty.

2.11 Impairment of Assets

Financial assets

The Group assesses at each date of balance sheet impairment if any of a financial asset or a group of financial assets. The group uses, in accordance with Ind AS 109, 'Expected Credit Loss' (ECL) model, for evaluating impairment of financial assets other than those measured at fair value through profit and loss (FVTPL). Expected credit losses are measured through a loss allowance at an amount equal to the 12-months expected credit losses (expected credit losses that result from those default events on the financial instrument that are possible within 12 months after the reporting date) or full lifetime expected credit losses (expected credit losses that result from all possible default events over the life of the financial instrument).

For trade receivables:

Group applies 'simplified approach' which requires expected lifetime losses to be recognised from initial recognition of the receivables. The Group uses historical default rates to determine impairment loss on the portfolio of trade receivables. At every reporting date these historical default rates are reviewed and changes in the forward looking estimates are analysed.

Notes to the Consolidated Financial Statements

for the year ended March 31, 2019

(All amounts in Indian Rupees, unless otherwise stated)

For other assets:

Group uses 12 month ECL to provide for impairment loss where there is no significant increase in credit risk. If there is significant increase in credit risk full lifetime ECL is used.

Non-financial assets

Property, Plant and Equipment and Other intangible assets with finite life are evaluated for recoverability when there is any indication that their carrying amounts may not be recoverable. If any such indication exists, the recoverable amount (i.e. higher of the fair value less cost to sell and the value-in-use) is determined on an individual asset basis unless the asset does not generate cash flows that are largely independent of those from other assets. In such cases, the recoverable amount is determined for the cash generating unit (CGU) to which the asset belongs. If the recoverable amount of an asset or CGU is estimated to be less than its carrying amount, the carrying amount of the asset or CGU is reduced to its recoverable amount and impairment loss is recognised in the profit or loss.

2.12 Equity instruments

An equity instrument is any contract that evidences residual interests in the assets of the Group after deducting all of its liabilities. Equity instruments issued by the Group are recorded at the proceeds received, net of direct issue costs.

2.13 Borrowing costs

Borrowing costs include exchange differences arising from foreign currency borrowings to the extent they are regarded as an adjustment to the interest cost. Borrowing costs that are directly attributable to the acquisition or construction of qualifying assets are capitalised as part of the cost of such assets. A qualifying asset is one that necessarily takes substantial period of time to make it ready for its intended use.

Interest income earned on the temporary investment

of specific borrowings pending their expenditure on qualifying assets is deducted from the borrowing costs eligible for capitalisation.

All other borrowing costs are charged to the Statement of Profit and Loss for the period for which they are incurred.

2.14 Inventories

Stock of Stores and spares is valued at lower of cost and net realisable value. Cost is determined considering the cost of purchase and other costs incurred for acquisition and on the basis of first in first out method (FIFO). Net realisable value is the estimated selling price in the ordinary course of business, less estimated cost necessary to make the sale.

2.15 Tax expenses

Tax expense comprises of current tax and deferred tax. Current tax is measured at the amount expected to be paid to the tax authorities, based on estimated tax liability computed after taking credit for allowances and exemption in accordance with the local tax laws existing in the respective countries.

Current and deferred tax are recognised in profit or loss, except when they relate to items that are recognised in other comprehensive income or directly in equity, in which case, the income taxes are recognised in other comprehensive income or directly in equity, respectively.

Current tax assets and current tax liabilities are presented in the statement of financial position after off-setting taxes paid or deemed to be paid and current income tax expenses for the year arising in the same tax jurisdiction and where the relevant tax paying units intends to settle the asset and liability on a net basis.

Deferred income taxes

Deferred tax is recognised using the balance sheet approach. Deferred income tax assets and liabilities

Notes to the Consolidated Financial Statements

for the year ended March 31, 2019

(All amounts in Indian Rupees, unless otherwise stated)

are recognised for deductible and taxable temporary differences arising between the tax base of assets and liabilities and their carrying amount, except when the deferred income tax arises from the initial recognition of goodwill or an asset or liability in a transaction that is not a business combination and affects neither accounting nor taxable profit or loss at the time of the transaction.

Deferred income tax asset is recognised to the extent it is probable that taxable profit will be available against which the deductible temporary differences and the carry forward of unused tax credits and unused tax losses can be utilised.

The carrying amount of deferred income tax assets is reviewed at each reporting date and reduced to the extent that it is no longer probable that sufficient taxable profit will be available to allow all or part of the deferred income tax asset to be utilised.

Deferred tax assets and liabilities are measured using substantively enacted tax rates expected to apply to taxable income in the years in which the temporary differences are expected to be received or settled.

Deferred tax assets include Minimum Alternative Tax (MAT) paid in accordance with the tax laws in India, which gives rise to future economic benefits in the form of adjustment of future income tax liability, is considered as an asset if there is probable evidence that the Group will pay normal income tax after the tax holiday period.

Deferred tax assets and liabilities are offset when it relates to income taxes levied by the same taxation authority and the relevant entity intends to settle its current tax assets and liabilities on a net basis.

The Group recognised interest related to income tax in interest expenses.

2.16 Provisions, contingent liabilities and contingent asset

Provisions are recognised when the group has

a present obligation (legal or constructive) as a result of a past event, it is probable that an outflow of resources embodying economic benefits will be required to settle the obligation, and a reliable estimate can be made of the amount of the obligation. The expense relating to any provision is presented in the statement of profit and loss net of any reimbursement. If the effect of the time value of money is material, provisions are determined by discounting the expected future cash flows at a pre-tax rate that reflects current market assessments of the time value of money and, where appropriate, the risks specific to the liability. Where discounting is used, the increase in the provision due to the passage of time is recognised as other finance expense.

A contingent liability is a possible obligation that arises from past events whose existence will be confirmed by the occurrence or non-occurrence of one or more uncertain future events beyond the control of the group or a present obligation that is not recognized because it is not probable that an outflow of resources will be required to settle the obligation. A contingent liability also arises in extremely rare cases where there is a liability that cannot be recognized because it cannot be measured reliably. The group does not recognize a contingent liability but discloses its existence in the financial statements.

A contingent asset is not recognised unless it becomes virtually certain that an inflow of economic benefits will arise. When an inflow of economic benefits is probable, contingent assets are disclosed in the financial statements. Contingent liabilities and contingent assets are reviewed at each balance sheet date.

2.17 Employee benefits

(i) Short term employee benefit obligations

Liabilities for wages and salaries, including non-monetary benefits that are expected to be settled wholly within 12 months after the end of the

Notes to the Consolidated Financial Statements

for the year ended March 31, 2019

(All amounts in Indian Rupees, unless otherwise stated)

period in which the employees render the related service are recognised in respect of employees' services up to the end of the reporting period and are measured at the amounts expected to be paid when the liabilities are settled. The liabilities are presented as current employee benefit obligations in the balance sheet.

(ii) Other long term employee benefit obligations

The liabilities for accumulating compensated absences not expected to be settled wholly within 12 months after the end of the period in which the employees render the related service are measured at the present value of expected future payments to be made in respect of services provided using the projected unit credit method. The benefits are discounted using the appropriate market yields at the end of the reporting period that have terms approximating to the terms of the related obligation. Remeasurements as a result of experience adjustments and changes in actuarial assumptions are recognised in profit or loss.

The obligations are presented as current liabilities in the balance sheet if the entity does not have an unconditional right to defer settlement for at least twelve months after the reporting period, regardless of when the actual settlement is expected to occur.

(iii) Post-employment obligations

The group operates the following post-employment schemes:

- (a) Defined benefit plans - gratuity; and
- (b) Defined contribution plans - provident fund and state insurance plans.

(a) Defined benefit plans-Gratuity obligations

The liability recognized in the balance sheet in respect of defined benefit gratuity plans

is the present value of the defined benefit obligations at the end of the reporting period less the fair value of plan assets. The defined benefit obligation is calculated annually by actuaries using the projected unit credit method.

The present value of the defined benefit obligation is determined by discounting the estimated future cash outflows by reference to market yields at the end of the reporting period on government bonds that have terms approximating to the terms of the related obligation.

The net interest cost is calculated by applying the discount rate to the net balance of the defined benefit obligation and the fair value of plan assets. This cost is included in employee benefit expense in the statement of profit and loss.

Remeasurement gains and losses arising from experience adjustments and change in actuarial assumptions are recognized in the period in which they occur, directly in other comprehensive income. They are included in Other Comprehensive Income in the statement of changes in equity and other equity in the balance sheet.

Changes in the present value of the defined benefit obligation resulting from plan amendments or curtailments are recognized immediately in profit or loss as past service cost.

(b) Defined contribution plans

Contributions to Defined contribution plans are recognised as employee benefit expenses and charged to Statement of Profit and Loss

Notes to the Consolidated Financial Statements

for the year ended March 31, 2019

(All amounts in Indian Rupees, unless otherwise stated)

2.18 Dividends

Provision is made for the amount of any dividend declared, being appropriately authorized and no longer at the discretion of the entity, and not distributed on or before the end of the reporting period. Proposed dividend is recognised as a liability in the period in which it approved by shareholders in a general meeting or paid in which it is paid

2.19 Earnings per share

Basic earnings per share is calculated by dividing the profit or loss after tax for the period attributable to equity shareholders by the weighted average number of equity shares outstanding during the period.

For calculating diluted earnings per share, the profit or loss after tax for the period attributable to equity shareholders and the weighted average number of shares outstanding during the period are adjusted for the effects of all dilutive potential equity shares.

2.20 Recent accounting pronouncements (Standards issued but not yet effective)

Ministry of Corporate Affairs ("MCA"), through Companies (Indian Accounting Standards) Amendment Rules, 2019 and Companies (Indian Accounting Standards) Second Amendment Rules, has notified the following new and amendments to Ind ASs which the group has not applied as they are effective from April 1, 2019.

Ind AS 116 - Leases

On March 30, 2019, Ministry of Corporate Affairs has notified Ind AS 116, Leases. Ind AS 116 will replace the existing leases Standard, Ind AS 17 Leases, and related Interpretations.

Ind AS 116 sets out the principles for the recognition, measurement, presentation and disclosure of leases for both lessees and lessors. It introduces a single lessee accounting model and requires a lessee to recognise assets and liabilities for all leases with a term of more than twelve months,

unless the underlying asset is of low value. Currently, operating lease expenses are charged to the statement of Profit and Loss. Lessee recognises right-of-use asset representing its right to use the underlying asset and a lease liability representing its obligation to make lease payments. The standard also contains enhanced disclosure requirements for lessees. Ind AS 116 substantially carries forward the lessor accounting requirements in Ind AS 17.

The Group will adopt Ind AS 116, effective annual reporting period beginning April 1, 2019. The standard permits two possible methods of transition:

- Full retrospective – Retrospectively to each prior period presented applying Ind AS 8 Accounting Policies, Changes in Accounting Estimates and Errors.
- Modified retrospective – Retrospectively, with the cumulative effect of initially applying the Standard recognized at the date of initial application.

Under modified retrospective approach, the lessee records the lease liability as the present value of the remaining lease payments, discounted at the incremental borrowing rate and the right of use asset either as:

- Its carrying amount as if the standard had been applied since the commencement date, but discounted at lessee's incremental borrowing rate at the date of initial application; or
- An amount equal to the lease liability, adjusted by the amount of any prepaid or accrued lease payments related to that lease recognized under Ind AS 17 immediately before the date of initial application.

The Group is proposing to use the 'Modified Retrospective Approach' for transitioning to Ind AS 116, and take the cumulative adjustment to retained earnings, on the date of initial application (April 1, 2019). Accordingly, comparatives for the year ended

Notes to the Consolidated Financial Statements

for the year ended March 31, 2019

(All amounts in Indian Rupees, unless otherwise stated)

March 31, 2019 will not be retrospectively adjusted. The group has elected certain available practical expedients on transition.

The effect on adoption of Ind AS 116 would be insignificant in the consolidated financial statements

Ind AS 12 - Income taxes (amendments relating to income tax consequences of dividend and uncertainty over income tax treatments)

The amendment relating to income tax consequences of dividend clarify that an entity shall recognise the income tax consequences of dividends in profit or loss, other comprehensive income or equity according to where the entity originally recognised those past transactions or events. The Group does not expect any impact from this pronouncement.

Ind AS 109 – Prepayment Features with Negative Compensation

The amendments relate to the existing requirements in Ind AS 109 regarding termination rights in order to allow measurement at amortised cost (or, depending on the business model, at fair value through other comprehensive income) even in the case of negative compensation payments. The Group does not expect this amendment to have any impact on its financial statements.

Ind AS 19 – Plan Amendment, Curtailment or Settlement

The amendments clarify that if a plan amendment, curtailment or settlement occurs, it is mandatory that the current service cost and the net interest for the period after the re-measurement are determined using the assumptions used for the remeasurement. In addition, amendments have been included to clarify the effect of a plan amendment, curtailment or settlement on the requirements regarding the asset ceiling. The Group does not expect this amendment to have any significant impact on its financial statements.

Notes to the Consolidated Financial Statements

for the year ended March 31, 2019

(All amounts in Indian Rupees, unless otherwise stated)

Note 3: Property, plant and equipment

	Freehold Land	Freehold Buildings	Plant and Equipment	Furniture and Fixtures	Vehicles	Office Equipment	Electrical Fittings	Data processing Equipment	Total	Capital work-in-progress
Year Ended March 31, 2018										
Gross carrying value	2,19,08,666	14,46,800	275,90,77,651	27,69,392	2,86,54,941	1,50,26,908	10,73,753	72,07,484	283,71,65,595	1,04,23,714
Additions	-	-	10,72,58,448	1,43,292	-	19,54,642	38,696	17,81,271	11,11,76,349	-
Adjustments	-	-	17,99,687	-	-	6,751	-	575	18,07,013	-
Disposals	-	-	(17,46,954)	-	-	-	-	-	(17,46,954)	-
Gross carrying value as at March 31, 2018	2,19,08,666	14,46,800	286,63,88,832	29,12,684	2,86,54,941	1,69,88,301	11,12,449	89,89,330	294,84,02,003	1,04,23,714
Accumulated depreciation										
Accumulated depreciation at April 01, 2017	-	3,09,437	147,03,68,004	15,87,303	1,08,37,433	86,80,402	2,54,652	13,16,675	149,33,53,906	-
Depreciation charge for the year	-	51,969	31,03,41,034	1,45,632	26,41,492	16,64,108	1,86,050	26,26,355	31,76,56,640	-
Adjustments	-	-	1,75,33,250	-	-	5,706	-	17,572	1,75,56,528	-
Disposals	-	-	(16,18,687)	-	-	-	-	-	(16,18,687)	-
Accumulated depreciation as at March 31, 2018	-	3,61,406	179,66,23,601	17,32,935	1,34,78,925	1,03,50,216	4,40,702	39,60,602	182,69,48,387	-
Net carrying value as at March 31, 2018	2,19,08,666	10,85,394	106,97,65,231	11,79,749	1,51,76,016	66,38,085	6,71,747	50,28,728	112,14,53,616	1,04,23,714
Year Ended March 31, 2019										
Gross Carrying Value as at April 01, 2018	2,19,08,666	14,46,800	286,63,88,832	29,12,684	2,86,54,941	1,69,88,301	11,12,449	89,89,330	294,84,02,003	1,04,23,714
Additions	-	-	7,24,83,910	-	21,43,142	3,37,691	2,150	2,70,141	7,52,37,034	-
Adjustments	-	-	2,90,85,778	-	-	1,23,271	-	-	2,92,09,049	-
Gross carrying value as at March 31, 2019	2,19,08,666	14,46,800	296,79,58,520	29,12,684	3,07,98,083	1,74,49,263	11,14,599	92,59,471	305,28,48,086	1,04,23,714
Accumulated depreciation										
Accumulated depreciation at April 01, 2018	-	3,61,406	1,79,66,23,601	17,32,935	1,34,78,925	1,03,50,216	4,40,702	39,60,602	182,69,48,387	-
Depreciation charge for the year	-	51,970	29,16,00,570	1,37,462	22,00,949	16,54,213	1,87,979	27,27,563	29,85,60,706	-
Adjustments	-	-	1,77,15,762	-	-	1,16,857	-	-	1,78,32,619	-
Accumulated depreciation as at March 31, 2019	-	4,13,376	210,59,39,933	18,70,397	1,56,79,874	1,21,21,286	6,28,681	66,88,165	214,33,41,712	-
Net carrying value as at March 31, 2019	2,19,08,666	10,33,424	86,20,18,587	10,42,287	1,51,18,209	53,27,977	4,85,918	25,71,306	90,95,06,374	1,04,23,714

Notes to the Consolidated Financial Statements

for the year ended March 31, 2019

(All amounts in Indian Rupees, unless otherwise stated)

Note 3(a): Property, plant and equipment

i) Vehicles includes the following amounts where the company has taken on finance lease are provided as security to the finance lease obligation - Refer Note: 31

	As at March 31, 2019	As at March 31, 2018
Cost	40,42,364	1,62,99,333
Accumulated Depreciation	11,54,704	28,18,406
Net Carrying Value	28,87,660	1,34,80,927

Note 3(b): Refer Note: 36 for information on Property plant and equipment provided as security by the company.

Note 4: Intangible assets (Acquired)

	Computer Software
Year ended March 31,2018	
Gross carrying value as at April 01, 2017	6,66,49,085
Adjustments	33,391
Gross carrying value as at March 31, 2018	6,66,82,476
Accumulated amortisation	
Accumulated amortisation as at April 01, 2017	75,21,732
Amortisation charge for the year	2,16,24,514
Adjustments	(7,370)
Accumulated depreciation as at March 31, 2018	2,91,38,876
Net carrying value as at March 31 ,2018	3,75,43,600
Year Ended March 31, 2019	
Gross carrying value	
Gross Carrying Value as at April 01, 2018	6,66,82,476
Adjustments	6,70,608
Gross carrying value as at March 31, 2019	6,73,53,084
Accumulated amortisation	
Accumulated amortisation as at April 01, 2018	2,91,38,876
Amortisation charge for the year	2,15,77,919
Adjustments	3,70,317
Accumulated depreciation as at March 31, 2019	5,10,87,112
Net carrying value as at March 31, 2019	1,62,65,972

Notes to the Consolidated Financial Statements

for the year ended March 31, 2019

(All amounts in Indian Rupees, unless otherwise stated)

Note 5: Deferred tax asset

The balance comprises tax effect on temporary differences attributable to:

	As at March 31, 2019	As at March 31, 2018
Fiscal allowances on property, plant and equipment and intangible assets	9,40,94,530	6,40,49,574
Expenses allowable on the basis of Payment	39,43,716	46,87,339
Fair valuation of financial instruments measured at fair value through profit or loss	(5,97,666)	-
Net deferred tax Asset	9,74,40,580	6,87,36,913

Movement in Deferred tax assets

	Fair valuation of financial instruments	Property, plant and equipment	Expenses allowable on the basis of Payment	Total
As at March 31, 2017	-	4,26,30,256	32,75,577	4,59,05,833
Charged/(credited):				
- to profit or loss	-	2,14,19,318	17,90,356	2,32,09,674
- to other comprehensive income	-	-	(3,78,594)	(3,78,594)
As at March 31, 2018	-	6,40,49,574	46,87,339	6,87,36,913
Charged/(credited):				
- to profit or loss	(5,97,666)	3,00,44,956	(7,99,326)	2,86,47,964
- to other comprehensive income			55,703	55,703
As at March 31, 2019	(5,97,666)	9,40,94,530	39,43,716	9,74,40,580

Note 6: Other Assets

i) Other non-current assets

	As at March 31, 2019	As at March 31, 2018
Security deposits	7,83,359	11,79,959
Pre-paid expenses	-	24,46,262
Total other non-current assets	7,83,359	36,26,221

Notes to the Consolidated Financial Statements

for the year ended March 31, 2019

(All amounts in Indian Rupees, unless otherwise stated)

Note 6: Other Assets (contd.)

ii) Other Current Assets

	As at March 31, 2019	As at March 31, 2018
Security deposits (includes related party transaction amounting to ₹3,00,00,000/-) (Refer Note: 36)	3,38,31,800	84,50,000
Prepaid expenses	1,63,42,357	1,67,83,317
Advances to suppliers	54,47,365	14,73,565
Other receivable	2,70,784	7,64,425
Total other current assets	5,58,92,306	2,74,71,307

Note 7: Inventories (Valued at Lower of cost and net realisable value)

	As at March 31, 2019	As at March 31, 2018
Stores and spares	42,50,482	99,80,216
Total inventories	42,50,482	99,80,216

Note 7(a): Inventories held by the parent company are hypothecated with banks where working capital financing is sanctioned. (Refer Note :36)

Note 8: Trade receivables

i) Current

	As at March 31, 2019	As at March 31, 2018
(Unsecured, considered good)		
Trade receivables	163,92,25,808	195,96,63,486
Total trade receivables	163,92,25,808	195,96,63,486

Note 8(a): Trade receivables of the parent company are hypothecated with banks where working capital financing is sanctioned. (Refer Note :36)

Notes to the Consolidated Financial Statements

for the year ended March 31, 2019

(All amounts in Indian Rupees, unless otherwise stated)

Note 8: Trade receivables (contd.)

Break-up of security details

	As at March 31, 2019	As at March 31, 2018
Trade receivables considered good - Secured	-	-
Trade receivables considered good - Unsecured	163,92,25,808	195,96,63,486
Trade receivables which have significant increase in credit risk	-	-
Trade receivables - credit impaired	-	-
Total	163,92,25,808	195,96,63,486
Loss allowance	-	-
Total trade receivables	163,92,25,808	195,96,63,486

Note 9: Cash and cash equivalents

	As at March 31, 2019	As at March 31, 2018
Cash on hand	8,07,525	11,13,445
Balances with banks		
-in Current accounts	35,84,94,017	21,37,05,614
-Deposit with maturity of less than 3 months	-	48,63,786
Liquid Investments (Refer Note 9(a) & 9(b))	69,23,68,445	-
Total cash and cash equivalents	105,16,69,987	21,96,82,845

Note 9(a): Liquid Investments

	As at March 31, 2019	As at March 31, 2018
(Quoted, fully paid up)		
Investment in mutual funds (at fair value through profit or loss)	69,23,68,445	-
Total	69,23,68,445	-
Aggregate amount of quoted investments and market value there of	69,23,68,445	-
Aggregate amount of unquoted investments	-	-

Note 9(b): During the year the company has invested its free funds in Debt Oriented Investments (Open ended Schemes with no exit load and redemption restrictions) with risk free returns better than offered by financial institutions and intended to hold these investments for short period (say less then 3 Months).

Notes to the Consolidated Financial Statements

for the year ended March 31, 2019

(All amounts in Indian Rupees, unless otherwise stated)

Note 10: Bank balances other than cash and cash equivalents

	As at March 31, 2019	As at March 31, 2018
Earmarked Balances with banks* (Refer Note:16.1)	20,40,968	16,53,029
Margin money deposits with banks (Refer Note- 36)	18,31,17,480	16,72,77,035
Total Bank balances other than cash and cash equivalents	18,51,58,448	16,89,30,064

Note10(a) : Margin Money Deposits includes ₹15,22,13,055/- (March 31,2018 ₹14,31,77,035/-) pledged / lien against bank guarantees issued by the Bank. Further, ₹3,09,04,425/- (March 31,2018 ₹2,41,00,000/-) pledged / lien against working capital loans.

*Earmarked Balances represents unclaimed dividend.

Note 11: Loans

	As at March 31, 2019	As at March 31, 2018
Loans given	-	5,60,25,411
Total Loans	-	5,60,25,411

Note :The Loan to subsidiary represents the inter corporate loan given to its subsidiary to meet its business needs and exigencies carries interest.

Break-up of security details

	As at March 31, 2019	As at March 31, 2018
Loans considered good - Secured	-	-
Loans considered good - Unsecured	-	5,60,25,411
Loans which have significant increase in credit risk	-	-
Loans - credit imparied	-	-
Total	-	5,60,25,411
Loss allowance	-	-
Total Loans	-	5,60,25,411

Note 12: Current tax assets (net)

	As at March 31, 2019	As at March 31, 2018
Prepaid Income taxes (net of provision of March 31, 2019: ₹29,80,00,000/- (March 31, 2018: ₹32,65,00,000/-))	2,48,10,093	5,62,07,148
Total current tax assets (net)	2,48,10,093	5,62,07,148

Notes to the Consolidated Financial Statements

for the year ended March 31, 2019

(All amounts in Indian Rupees, unless otherwise stated)

Note 13 : Equity share capital

	Number of shares	Amount
Authorised :		
As at April 01, 2017	1,00,00,000	10,00,00,000
Change during the year	-	-
As at March 31, 2018	1,00,00,000	10,00,00,000
Change during the year	-	-
As at March 31, 2019	1,00,00,000	10,00,00,000
Issued :		
As at April 01, 2017	6,13,167	61,31,670
Change during the year	2,45,000	24,50,000
As at March 31, 2018	63,76,167	6,37,61,670
Change during the year	-	-
As at March 31, 2019	63,76,167	6,37,61,670

Subscribed and paid up :

	Number of shares fully paid up	Amount
Paid up Equity Share Capital	61,19,767	6,11,97,670
Amount originally paid up on forfeited shares		1,36,000
As at April 01, 2017	61,19,767	6,13,33,670
Change during the year	2,45,000	24,50,000
As at March 31, 2018	63,64,767	6,37,83,670
Change during the year	-	-
As at March 31, 2019	63,64,767	6,37,83,670

Terms and rights attached to equity shares

The Company has only one class of equity shares having face value of INR 10/- per share. The Company declares and pays dividends in Indian rupees. In the event of liquidation of the company, the holders of equity shares are entitled to receive remaining assets of the company, after distribution of all preferential amounts, in proportion to the number of equity shares held by them. Every holder of equity shares present at a meeting in person or by proxy, is entitled to one vote, and upon a poll each share is entitled to one vote.

Notes to the Consolidated Financial Statements

for the year ended March 31, 2019

(All amounts in Indian Rupees, unless otherwise stated)

Note 13 : Equity share capital (contd.)

Details of shareholders holding more than 5% shares in the company

	Dinesh Alla	Savita Alla	Aquila Drilling Private Limited
As at March 31, 2018			
Number of shares	8,60,974	3,91,458	4,59,906
% holding	13.53%	6.15%	7.23%
As at March 31, 2019			
Number of shares	8,85,769	3,91,458	4,59,906
% holding	13.92%	6.15%	7.23%

Note 14: Borrowings

i) Non Current Borrowing

	As at March 31, 2019	As at March 31, 2018
(Secured)		
Finance lease obligation (Refer Note :31)	8,63,115	38,84,773
Less: Current maturities of finance lease obligation	8,63,115	30,21,658
Non-current borrowings	-	8,63,115

Note 14(a): Lease obligations are secured by the assets financed through the lease arrangements and are repayable in the equal monthly instalments over a period of 2-3 years and carry a finance charge of 8.87% - 10.63%.

ii) Current borrowings

	As at March 31, 2019	As at March 31, 2018
Secured - Payable on demand		
From Banks	27,76,50,163	36,03,51,962
Secured - Fixed Term		
From Banks	-	10,10,28,853
Total Current Borrowings	27,76,50,163	46,13,80,815

Note 14(b): The above loans are secured (primary) by the First charge (Pari-passu) on entire current assets of the parent company and further secured by the First charge (Pari-passu) on all the fixed assets of the parent company both present and future. These loans are further, secured by equitable mortgage of certain immovable properties belonging to three directors of the parent company and two of their relatives and their personal guarantees. (Refer note 36 for the security details)

Note 14(c): Rate of interest on the above borrowings is at applicable MCLR plus applicable spread i.e. 1.65% - 2.00% in terms of sanction of respective banks.

Notes to the Consolidated Financial Statements

for the year ended March 31, 2019

(All amounts in Indian Rupees, unless otherwise stated)

Note 15 : Provisions

	As at March 31, 2019	As at March 31, 2018
Employee Benefit Obligations		
Non Current		
Retirement benefits	27,21,736	17,96,062
Other benefits	88,35,147	1,05,91,798
Total	1,15,56,883	1,23,87,860
Current		
Retirement benefits	13,18,879	9,28,630
Other benefits	11,84,000	10,26,000
Total	25,02,879	19,54,630

Note 15(a):

(i) Defined Contribution plans

Employer's Contribution to Provident Fund: Contributions are made to provident fund for entitled employees at the prescribed rate as per regulations. The contributions are made to registered provident fund administered by the government. The obligation of the company is limited to the amount contributed and it has no further contractual nor any constructive obligation.

Employer's Contribution to State Insurance Scheme: Contributions are made to Employee State Insurance Corporation under State Insurance Scheme for entitled employees at the prescribed rate. The obligation of the company is limited to the amount contributed and it has no further contractual nor any constructive obligation.

	As at March 31, 2019	As at March 31, 2018
Employer's Contribution to Provident Fund	47,50,407	48,78,730
Employer's Contribution to ESI	3,63,962	3,56,333

(ii) Defined Benefits plans

Post-employment obligations- Gratuity

The company provides for gratuity payments to employees as per the payment of Gratuity Act, 1972. The amount of gratuity payable on retirement/termination based on the employees last drawn basic salary per month and the number of years of services with the company.

Effective October 01, 2010 the company established Alphageo India Limited Employee Group Gratuity Trust to administer the gratuity obligations in respect of employees other than whole time directors of the company. The gratuity plan is funded through Group Gratuity Accumulation Plan of Life Insurance Corporation of India.

Notes to the Consolidated Financial Statements

for the year ended March 31, 2019

(All amounts in Indian Rupees, unless otherwise stated)

Note 15 : Provisions (contd.)

A) Reconciliation of opening and closing balances of Defined Benefit Obligation

	Gratuity	
	As at March 31, 2019	As at March 31, 2018
Defined Benefit Obligation at beginning of the year		
Funded Portion	1,12,27,735	92,39,423
Unfunded Portion	17,96,062	12,35,433
Current service cost	20,14,714	13,15,066
Interest cost	10,39,802	8,32,608
Actuarial Loss for the year	94,371	5,35,777
Benefits Paid	(52,553)	(1,34,510)
Defined Benefit Obligation at year end	1,61,20,131	1,30,23,797
Funded Portion	1,33,98,395	1,12,27,735
Unfunded Portion*	27,21,736	17,96,062

* Unfunded portion for defined benefit obligation consist of obligation for wholtime directors of the parent company and Subsidiary company's gratuity obligation.

B) Reconciliation of opening and closing balances of fair value of Plan Assets

	Gratuity (Funded)	
	As at March 31, 2019	As at March 31, 2018
Fair value of Plan Assets at beginning of year	1,02,99,105	88,75,363
Expected Return on Plan Assets	8,26,998	7,58,948
Employer Contribution	10,75,216	13,57,476
Actuarial (Loss)/ gain for the year	(69,250)	(5,58,172)
Benefits Paid	(52,553)	(1,34,510)
Fair value of Plan Assets at year end	1,20,79,516	1,02,99,105

C) Reconciliation of fair value of Assets and Obligations

	As at March 31, 2019	As at March 31, 2018
Fair value of Plan Assets	1,20,79,516	1,02,99,105
Present value of defined benefit obligation	1,61,20,131	1,30,23,797
Amount recognised in Balance Sheet [Surplus/(Deficit)]	(40,40,615)	(27,24,692)
Current	13,18,879	9,28,630
Non Current	27,21,736	17,96,062

Notes to the Consolidated Financial Statements

for the year ended March 31, 2019

(All amounts in Indian Rupees, unless otherwise stated)

Note 15 : Provisions (contd.)

D) Expenses recognised during the year

	Gratuity	
	As at March 31, 2019	As at March 31, 2018
In Income Statement		
Current Service Cost	20,14,714	13,15,066
Interest Cost	10,39,802	8,32,608
Return on Plan Assets	(8,26,998)	(7,58,948)
Net Cost	22,27,518	13,88,726
In Other Comprehensive Income		
Actuarial (Gain) / Loss	(1,63,621)	10,93,949
Net expense for the year recognised in OCI	(1,63,621)	10,93,949

Significant estimates: Actuarial assumptions and sensitivity

The significant actuarial assumptions were as follows:

	As at March 31, 2019	As at March 31, 2018
Discount rate	7.65%	8.00%
Salary growth rate	4%	4%
Withdrawal rate	4%	4%
Retirement Age	58	58
Average Balance Future Services	22.58	23
Mortality Table(L.I.C)	2012-14	2006-08

Sensitivity analysis

The sensitivity of the defined benefit obligation to changes in the weighted principal assumptions is:

Particulars	As at March 31, 2019
Defined Benefit Obligation	1,61,20,131
Discount rate:(% change compared to base due to sensitivity)	
Increase : +1%	1,53,08,289
Decrease: -1%	1,70,33,696
Salary Growth rate:(% change compared to base due to sensitivity)	
Increase : +1%	1,69,42,492
Decrease: -1%	1,53,61,836
Withdrawal rate:(% change compared to base due to sensitivity)	
Increase : +1%	1,62,97,801
Decrease: -1%	1,59,19,068

Notes to the Consolidated Financial Statements

for the year ended March 31, 2019

(All amounts in Indian Rupees, unless otherwise stated)

Note 15 : Provisions (contd.)

The above sensitivity analysis are based on a change in an assumption while holding all other assumptions constant. In practice, this is unlikely to occur and changes in some of the assumptions may be correlated. When calculating the sensitivity of the defined benefit obligation to significant actuarial assumptions, the same method (present value of the defined benefit obligation calculated with the projected unit credit method at the end of the reporting period) has been applied as when calculating the defined benefit liability recognised in the balance sheet. The methods and types of assumptions used in preparing the sensitivity analysis did not change compared to the prior period.

The plans assets are as follows:

Particulars	As at March 31, 2019	As at March 31, 2018
Funds Managed by Insurers	100%	100%
	100%	100%

Defined benefit liability and employer contributions

The Company has purchased insurance policy to provide for payment of gratuity to the employees other than whole time directors. Every year, the insurance company carries out a funding valuation based on the latest employee data provided by the Company. Any deficit in the assets arising as a result of such valuation is funded by the Company. The company considers that the contribution rate set at the last valuation date is sufficient to eliminate the deficit over the agreed period and that regular contributions, which are based on service costs will not increase significantly.

The weighted average duration of the defined benefit obligation is 9.4 years. The expected cash flows over the next years, which will be met out of planned assets, is as follows:

Particulars	As at March 31, 2019
Defined benefit obligation-gratuity	
Less than a year	30,53,575
Between 2-5 years	82,09,859
Above 5 years	51,09,417

Risk Management

The Significant risks the company has in administering defined benefit plans are :

Interest Rate Risk: This may arise from volatility in asset values due to market fluctuations and impairment of assets due to credit losses. These Plans primarily invest in debt instruments such as Government securities and highly rated corporate bonds – the valuation of which is inversely proportional to the interest rate movements.

Salary Cost Inflation Risk: The present value of the Defined Benefit Plan liability is calculated with reference to the future salaries of participants under the Plan. Increase in salary due to adverse inflationary pressures might lead to higher liabilities.

Notes to the Consolidated Financial Statements

for the year ended March 31, 2019

(All amounts in Indian Rupees, unless otherwise stated)

Note 16: Other Financial liabilities

	As at March 31, 2019	As at March 31, 2018
Current		
Current maturities of finance lease obligations	8,63,115	30,21,658
Interest accrued	6,376	27,520
Unpaid dividend (Refer Note:16.1)	20,40,968	16,53,029
Capital creditors	-	98,17,901
Employee benefits payable	9,18,67,638	10,10,63,358
Creditors for expenses	1,31,44,817	1,45,97,027
Total other financial liabilities	10,79,22,914	13,01,80,493

Note 16.1 : Unpaid dividend account represents the dividend not claimed by the shareholders and there is no amount due and outstanding to be credited to Investor Education and Protection Fund

Note 17 : Other current liabilities

	As at March 31, 2019	As at March 31, 2018
Security Deposits	-	47,97,200
Statutory Liabilities	6,84,45,231	9,04,52,872
Total other current liabilities	6,84,45,231	9,52,50,072

Note 18: Revenue from operations

	For the year ended March 31, 2019	For the year ended March 31, 2018
Revenue from contracts with customers		
Geophysical survey and related services income (Refer Note 18.1)	405,07,68,991	429,43,69,462
Total revenue from operations	405,07,68,991	429,43,69,462

Critical judgement in recognising variable consideration

Note 18.1: Revenue from contracts with customers is net of variable consideration components including liquidated damages on account of present and future recoveries for committed periodical quantitative Geophysical survey executions, determined as per the terms of the agreements.

Revenue disaggregation by geography is as follows:

	For the year ended March 31, 2019	For the year ended March 31, 2018
Geography		
Within India	405,07,68,991	429,43,69,462
Outside India	-	-

Notes to the Consolidated Financial Statements

for the year ended March 31, 2019

(All amounts in Indian Rupees, unless otherwise stated)

Note 19 : Other income

	For the year ended March 31, 2019	For the year ended March 31, 2018
Interest income from financial assets at amortised cost	1,92,09,523	1,27,45,297
Profit on sale of Property, plant & equipment	-	3,58,715
Net gain on foreign currency transactions and translations	-	1,11,950
Gain on investments*	3,16,08,918	
Other non-operating income	-	62,56,537
Total other income	5,08,18,441	1,94,72,499

*Gain on investments include fair value gain on financial assets measured at Fair value through profit and loss amounting to ₹17,10,355/-

Note 20 : Geophysical survey and related expenses

	For the year ended March 31, 2019	For the year ended March 31, 2018
Consumption of stores	1,13,24,490	1,44,36,129
Survey and drilling charges	232,55,67,197	226,40,63,797
Fuel	7,27,37,155	11,49,06,723
Vehicle hire charges	4,53,51,753	6,52,56,801
Equipment hire charges	1,28,655	14,16,391
Repairs to machinery	1,69,54,726	1,91,85,061
Camp rental charges	1,08,55,714	1,22,51,300
Technical consultancy charges	12,84,58,960	9,75,73,346
Camp expenses	9,84,06,526	10,52,12,256
Transport and handling charges	73,13,676	98,13,330
Other survey expenses	2,03,48,477	2,42,58,031
Total Geophysical survey and related expenses	273,74,47,329	272,83,73,165

Note 21 : Employee benefits expense

	For the year ended March 31, 2019	For the year ended March 31, 2018
Salaries, wages, bonus and other allowances (Refer Note : 15(a))	20,81,14,410	22,24,55,210
Contribution to provident fund and other funds	67,92,837	65,79,200
Contribution to ESI	3,63,962	3,56,333
Staff welfare expenses	16,39,890	11,81,278
Total employee benefits expense	21,69,11,099	23,05,72,021

Notes to the Consolidated Financial Statements

for the year ended March 31, 2019

(All amounts in Indian Rupees, unless otherwise stated)

Note 22: Finance costs

	For the year ended March 31, 2019	For the year ended March 31, 2018
Interest and finance charges on financial liabilities carried at amortised cost	1,25,20,235	3,45,56,646
Other borrowing costs	1,72,54,419	2,10,10,118
Total Finance costs	2,97,74,654	5,55,66,764

Note 23: Depreciation and amortisation expense

	For the year ended March 31, 2019	For the year ended March 31, 2018
Depreciation of property, plant and equipment	29,85,60,706	31,76,56,640
Amortisation of intangible assets	2,15,77,919	2,16,24,514
Total depreciation and amortisation expense	32,01,38,625	33,92,81,154

Note 24: Other expenses

	For the year ended March 31, 2019	For the year ended March 31, 2018
Rent (Refer note 24 (a) below)	90,30,075	61,66,236
Repairs and maintenance to others	22,44,203	4,49,396
Insurance	54,71,506	53,24,946
Rates and taxes	79,01,008	2,55,67,676
Printing and stationery	23,16,717	24,55,677
Communication expenses	23,15,942	29,30,492
Travelling and conveyance	2,30,82,551	2,26,44,262
Payments to Auditors (Refer note 24 (b) below)	23,44,239	20,50,709
Legal, Professional and consultancy charges	69,53,499	44,35,640
Directors fees	9,85,100	8,33,194
Bank Charges	5,43,858	11,21,631
Vehicle maintenance	7,88,160	22,13,180
Bad Debts written off	-	1,97,89,567
Net loss on foreign currency transactions and translations	7,00,265	-
CSR Expenditure (Refer note 24 (c) below)	23,04,600	23,60,000
Donations	20,000	65,470
Miscellaneous expenses	57,92,447	90,49,983
Total other expenses	7,27,94,170	10,74,58,059

Notes to the Consolidated Financial Statements

for the year ended March 31, 2019

(All amounts in Indian Rupees, unless otherwise stated)

Note 24(a): Details of Operating Lease

The Company's significant leasing arrangements are in respect of operating leases for office premises. These leasing arrangements which are not non-cancellable range for 3 years and usually renewable by mutual consent on mutually agreeable terms. The aggregate lease rentals payable are charged as 'Rent'.

Future minimum rentals payable under non-cancellable operating leases are as follows:

	For the year ended March 31, 2019	For the year ended March 31, 2018
i) Not later than one year	68,22,167	64,97,298
ii) Later than one year and not later than five years	1,62,80,823	1,55,04,818
iii) Later than five years	-	-

Note 24(b): Details of payments to auditors

	For the year ended March 31, 2019	For the year ended March 31, 2018
Payment to auditors		
A) Standalone Auditors		
As Statutory Auditor	7,00,000	7,00,000
For Quarterly Reviews	3,75,000	2,50,000
For Certification	30,000	20,000
Re-imburement of expenses	39,750	31,600
B) Subsidiary Auditors		
As Auditor	11,99,489	10,49,109
Total payments to auditors	23,44,239	20,50,709

Note 24(c): Details of Corporate Social Responsibility

	For the year ended March 31, 2019	For the year ended March 31, 2018
Gross Amount required to be spent as per section 135 of the Act	1,55,52,954	65,84,922
Amount spent during the year on	23,04,600	23,60,000
(i) Construction/acquisition of any asset	-	-
(ii) On purpose other than (i) above:		
Promoting education	17,04,600	20,60,000
Promoting healthcare	4,00,000	1,00,000
For empowering employment skills for youth	2,00,000	2,00,000

Note 25: Tax expense

Analysis of the group's income tax expense, given below explains significant estimates made in to relation to group's tax position and also shows amounts that are recognised directly in equity and the effect of tax expense on account of non-assessable and non-deductible items.

Notes to the Consolidated Financial Statements

for the year ended March 31, 2019

(All amounts in Indian Rupees, unless otherwise stated)

Note 25: Tax expense (contd.)

(a) Tax expense

	For the year ended March 31, 2019	For the year ended March 31, 2018
Current tax		
- to profit or loss		
Current tax on profits for the year	29,89,84,515	32,97,18,436
Income tax adjustments of earlier year	1,01,617	12,70,240
Total current tax expense	29,90,86,132	33,09,88,676
Deferred tax		
- to profit or loss	(2,86,47,964)	(2,32,09,674)
- to other comprehensive income	(55,703)	3,78,594
Total Deferred tax expense/(benefit)	(2,87,03,667)	(2,28,31,080)
Income tax expense	27,03,82,465	30,81,57,596
Tax Expenses		
- to profit or loss	27,04,38,168	30,77,79,002
- to other comprehensive income	(55,703)	3,78,594

(b) Reconciliation of tax expense and the accounting profit multiplied by applicable tax rate:

	For the year ended March 31, 2019	For the year ended March 31, 2018
Profit from operations before tax	72,45,21,555	85,25,90,798
Current tax rate in india	34.944%	34.608%
Tax on profit from operations	25,31,76,812	29,50,64,623
Tax effect of amounts which are not deductible (taxable) in calculating taxable income:		
Taxes paid on presumptive basis	9,84,515	32,18,436
Effect of difference between indian and foreign tax rates and non taxable subsidiaries	1,52,25,953	49,55,578
Expenses not allowed for tax purpose	5,82,741	5,53,359
Effect of difference in enacted and current tax rate	-	6,60,932
Tax effect on non-taxable income	-	(2,60,472)
Adjustments for tax of relating to prior periods	1,01,617	19,67,312
Tax impact on account of consolidated adjustments	58,243	-
Tax credit on loss not considered	72,550	-
Items considered in OCI and considered in current tax computation	(55,703)	3,78,594
Others	2,91,439	12,40,639
Income tax expenses	27,04,38,168	30,77,79,002

Notes to the Consolidated Financial Statements

for the year ended March 31, 2019

(All amounts in Indian Rupees, unless otherwise stated)

Financial Instruments and Risk Management

Note 26: Fair Value Hierarchy

Fair value of the financial instruments is classified in various fair value hierarchies based on the following three levels:

Level 1: Inputs are quoted prices (unadjusted) in active market for identical assets or liabilities.

Level 2: Inputs other than quoted price including within level 1 that are observable for the asset or liability, either directly (i.e. as prices) or indirectly (i.e. derived from prices). The fair value of financial instruments that are not traded in an active market is determined using valuation techniques which maximize the use of observable market data and rely as little as possible on entity-specific estimates. If significant inputs required to fair value an instrument are observable, the instrument is included in Level 2.

Level 3: Inputs for the assets or liabilities that are not based on observable market data (unobservable inputs). If one or more of the significant inputs is not based on observable market data, the instrument is included in level 3. This is the case with listed instruments where market is not liquid and for unlisted instruments.

Note: (i) The carrying amounts of trade payables, other financial liabilities, borrowings, cash and cash equivalents, other bank balances, trade receivables and loans are considered to be the same as their fair values due to their short term nature and recoverability from/by the parties.

Note 27: Categories of Financial Instruments

	Fair Value Hierarchy	Notes	As at March 31, 2019		As at March 31, 2018	
			Carrying Value	*Fair Value	Carrying Value	*Fair Value
A. Financial assets						
a) Measured at amortised cost						
Cash and cash equivalents other than liquid investments	Level -3	9	35,93,01,542	35,93,01,542	21,96,82,845	21,96,82,845
Other bank balances	Level -3	10	18,51,58,448	18,51,58,448	16,89,30,064	16,89,30,064
Loans	Level -3	11	-	-	5,60,25,411	5,60,25,411
Trade receivables	Level -3	8	163,92,25,808	163,92,25,808	195,96,63,486	195,96,63,486
b) Measured at Fair Value through Profit or Loss						
Liquid Investments (Quoted Method - Valuation)	Level -1	9	69,23,68,445	69,23,68,445	-	-
Total financial assets			287,60,54,243	287,60,54,243	240,43,01,806	240,43,01,806
B. Financial liabilities						
a) Measured at amortised cost						
Trade payables	Level -3		77,57,74,946	77,57,74,946	70,42,45,774	70,42,45,774
Borrowings	Level -3	14	27,76,50,163	27,76,50,163	46,22,43,930	46,22,43,930
Other financial liabilities	Level -3	16	10,79,22,914	10,79,22,914	13,01,80,493	13,01,80,493
Total financial liabilities			116,13,48,023	116,13,48,023	129,66,70,197	129,66,70,197

Notes to the Consolidated Financial Statements

for the year ended March 31, 2019

(All amounts in Indian Rupees, unless otherwise stated)

Note 28: Financial Risk Management

The Group's activities expose it to Credit risk, Market risk and Liquidity risk . The Group emphasis on risk management and has an enterprise wide approach to risk management. The Group's risk management and control procedures involve prioritization and continuing assessment of these risks and device appropriate controls, evaluating and reviewing the control mechanism.

(A) Credit Risk:

Credit risk is the risk of financial loss to the Group if a customer to a financial instrument fails to meet its contractual obligations .The Group is exposed to credit risk from its operating activities (primarily trade receivables) and from its financing activities, including deposits with banks. Credit risk of the Group is managed at the Group level.

The credit risk related to trade receivables is influenced mainly by the individual characteristics of each customer. The credit risk is managed by the Group by establishing credit limits and continuously monitoring the credit worthiness of the customers. The Group is not required to provides for expected credit losses based on the past experience where it believes that there is no probability of default based on credit worthiness of Group customers. Financial assets are written off when there is no reasonable expectation of recovery.

The ageing analysis of the receivables (gross of provisions) has been considered from the due date of invoice :

Particulars	As at March 31, 2019	As at March 31, 2018
Upto 180 days	148,36,67,809	195,96,63,486
More than 180 days	15,55,57,999	-

Note:

Significant revenue and receivable is from major public sector companies in oil and gas exploration business with a credit rating of A+(ICRA). As the management is not foreseeing any loss from the parties based on the evaluation of past trend , the carrying value of trade receivable is equal to its fair value and no loss allowance is made.

(B) Market Risk:

Market Risk is the risk that the future value of a financial instrument will fluctuate due to moves in the market factors. The most common types of market risks are interest rate risk and foreign currency risk..

• Interest Rate Risk

Interest rate risk is the risk that the future cash flows or the fair value of a financial instrument will fluctuate because of changes in market interest rates. The Group manages its market interest rates by fixed rate interest . Hence ,the Group is not significantly exposed to interest rate risks.

• Foreign Currency Risk

Foreign currency risk is the risk that the fair value or future cash flows of an exposure will fluctuate because of changes in foreign exchange rates. As the group is not foreseeing significant transaction in other than functional currency the exposure to the foreign currency is minimal.

Notes to the Consolidated Financial Statements

for the year ended March 31, 2019

(All amounts in Indian Rupees, unless otherwise stated)

Note 28: Financial Risk Management (contd.)

Foreign currency exposure as at the reporting date:

	As at March 31, 2019			As at March 31, 2018		
	USD	GBP	Equivalent Amount in INR	USD	GBP	Equivalent Amount in INR
Balance with banks	33,77,835	23,36,49,268	24,55,045	15,96,86,221	-	42,06,922
Capital creditors	50,380	34,84,850	-	-	-	-

(C) Liquidity Risk:

Liquidity risk refers to the risk that the Group cannot meet its financial obligations. The objective of liquidity risk management is to maintain sufficient liquidity and ensure that funds are available for use as per requirements.

The group manage its risk from their principle source of reasources such as cash and cash equivalents, cash flows that is generated from operations and other means of borrowings, to ensure, as far as possible, that it will always have sufficient liquidity to meet the liabilities.

The table below provides details regarding the remaining contractual maturities of financial liabilities at the reporting date:

	On Demand	Due in 1st year	Due after 1st year	Total
As at March 31, 2019				
Borrowing	27,76,50,163	8,63,115	-	27,85,13,278
Trade and other payable	-	77,57,74,946	-	77,57,74,946
Other financial liabilities	-	10,70,59,799	-	10,70,59,799
As at March 31, 2018				
Borrowing	36,03,51,962	10,40,50,511	8,63,115	46,52,65,588
Trade and other payable	-	70,42,45,774	-	70,42,45,774
Other financial liabilities	-	12,71,58,835	-	12,71,58,835

Note 29: Capital Management

The Group's financial strategy aims to provide adequate capital for its growth plans for sustained stakeholder value. The Group's objective is to safeguard its ability to continue as a going concern, so that it can continue to provide returns for shareholders and benefits for other stakeholders. And depending on the financial market scenario, nature of the funding requirements and cost of such funding, the Group decides the optimum capital structure. The Group aims at maintaining a strong capital base so as to maintain adequate supply of funds towards future growth plans as a going concern.

Notes to the Consolidated Financial Statements

for the year ended March 31, 2019

(All amounts in Indian Rupees, unless otherwise stated)

Note 29: Capital Management (contd.)

The Group monitors the capital structure on the basis of total debt to equity ratio:

Particulars	As at March 31, 2019	As at March 31, 2018
Net Debt	-	24,55,82,743
Equity	275,14,36,336	233,33,01,760
Total Capital (Net Debt+Equity)	275,14,36,336	257,88,84,503
Net Debt to Total Capital (%)	0.00%	9.52%
Equity to Total capital	100.00%	90.48%

Net debt is as follows:

Particulars	As at March 31, 2019	As at March 31, 2018
A) Borrowings		
Non-current borrowings	-	8,63,115
Current borrowings	27,76,50,163	46,13,80,815
Current Maturity of finance lease obligation	8,63,115	30,21,658
Total(A)	27,85,13,278	46,52,65,588
B) Cash and cash equivalents	105,16,69,987	21,96,82,845
C) Net Debt/(Asset) (A-B)	(77,31,56,709)	24,55,82,743

Note 30: Payables to Micro, Small & Medium Enterprises

Information pertaining to Micro and Small Enterprises as required to be disclosed under the Micro, Small and Medium Enterprises Development Act, 2006 ("Act") as given below has been determined to the extent such parties have been identified on the basis of information available with the group:

	As at March 31, 2019	As at March 31, 2018
Principal amount remaining unpaid as on 31st March	NIL	NIL
Interest due thereon as on 31st March	NIL	NIL
Interest paid by the Company in terms of Section 16 of Micro, Small and Medium Enterprises Development Act, 2006, along with the amount of payment made to the supplier beyond the appointed day during the year	NIL	NIL
Interest due and payable for the period of delay in making payment (which have been paid but beyond the appointed day during the year) but without adding the interest specified under the Act	NIL	NIL
Interest accrued and remaining unpaid as at 31st March	NIL	NIL
Further interest remaining due and payable even in the succeeding years, until such date when the interest dues as above are actually paid to the small enterprise for the purpose of disallowance as a deductible expenditure under Section 23 of the Act	NIL	NIL

Note :The list of undertakings covered under MSMED was determined by the group on the basis of information available with the group and has been relied upon by the auditors.

Notes to the Consolidated Financial Statements

for the year ended March 31, 2019

(All amounts in Indian Rupees, unless otherwise stated)

Note 31: Finance Lease

The Company has taken vehicles on finance lease. The future lease rent payable on such vehicles taken on finance lease are as follows:

	For the year ended March 31, 2019	For the year ended March 31, 2018
Minimum lease payments		
- Less than one year	8,63,115	30,21,658
- More than one year	-	8,63,115
Total	8,63,115	38,84,773
Present value of minimum lease payments		
- Less than one year	8,63,115	30,21,658
- More than one year	-	8,63,115
Total	8,63,115	38,84,773

Note 32: Segment Information

(a) Description of segments and principal activities

The Chairman and Managing Director has been identified as the Chief Operating Decision Maker (CODM). Operating segments are defined as components of an enterprise for which discrete financial information is available. This is evaluated regularly by the CODM, in deciding how to allocate resources and assessing the Company's performance. The Company is engaged in Geophysical Data Acquisition service and operates in a single operating segment.

Information about Major Customer:

The revenue from transactions with one customer (public sector company in oil & gas exploration business) exceed 10% of the total revenue of the company for each of the two years ended March 31, 2019 and March 31, 2018.

Geographical Information

The Group is mainly domiciled its activities in India. The amount of its revenue from external customers broken down by location of the customers is shown in the table below:

	As at March 31, 2019	As at March 31, 2018
Revenue from external customers		
India	405,07,68,991	429,43,69,462
Rest of the World	-	-
Non-current Assets		
India	79,06,35,827	98,64,40,511
Rest of the World	14,18,43,134	18,66,06,640

Notes to the Consolidated Financial Statements

for the year ended March 31, 2019

(All amounts in Indian Rupees, unless otherwise stated)

Note 33: Subsidiaries considered for consolidation

The Company's subsidiaries as at March 31, 2019 are set out below. Unless otherwise stated, they have share capital consisting solely of equity shares that are held directly by the Company.

Name of Entities	Relationship	Principle Activity	Place of Business	Ownership
Alphageo International Limited	Subsidiary	Investment in Companies and Joint Ventures and providing technical support services	Dubai	100%
Alphageo DMCC	Step down subsidiary	Provision of Onshore and offshore oil and gas field services, Geophysical Studies and geological Services and rental of drilling equipment & machinery	Dubai	100%
Alphageo Offshore Services Private Limited	Subsidiary	Provision of Offshore Geophysical Studies and Services	India	100%
Alphageo Marine Services India Private Limited	Subsidiary	Provision of Marine Survey Services and Aerial Geophysical Services	India	74%

Note 34: Related Party Transactions

(a) Key Management personnel (KMP)

Dinesh Alla, Chairman & Managing Director
Z.P.Marshal, Independent Director(upto May 18, 2018)
Savita Alla, Joint Managing Director
Rajesh Alla, Non executive directors
Aryabumi Mohanakrishna Reddy, Independent Director
Ashwinder Bhel, Independent Director
Raju Mandapalli, Independent Director
Hamit Ummak, Director

(b) Relative of Key Management personnel

Rajesh Alla
Kamala Rajupet
Sashank Alla
Anisha Alla
Mrudulla Alla
Gopinath Reddy Rajupet

(c) List of Related Parties over which Control / Significant Influence exists with whom the group has transactions :

Dinesh Alla (HUF)	Entity In Which Key Management Personnel have Significant Influence
Rajesh Alla (HUF)	Entity In Which Relative of Key Management Personnel have Significant Influence
IIC Technologies Limited	Company In Which Relative of Key Management Personnel has Significant Influence
IIC Technologies USA	Company In Which Relative of Key Management Personnel has Significant Influence
Aquila Drilling Private Limited	Company In Which Key Management Personnel has Significant Influence

Notes to the Consolidated Financial Statements

for the year ended March 31, 2019

(All amounts in Indian Rupees, unless otherwise stated)

Note 34: Related Party Transactions (contd.)

(d) **Employee Benefit Plans:** Alphageo India Limited Employees' Group Gratuity Trust(e) **Transactions with Related Parties:**

	As at March 31, 2019		As at March 31, 2018	
	Amount	Outstanding balance	Amount	Outstanding balance
Key Management Personnel:				
Short term employee benefits				
Remuneration*	8,54,65,366	7,46,12,098	9,63,76,664	7,98,92,981
Others				
Director Fee	9,85,100	-	8,33,194	-
Dividend paid	1,00,79,456	-	54,95,996	-
Interest on Loan	20,11,644	-	26,92,136	-
Acceptance of Loan	6,00,00,000	-	11,30,00,000	-
Repayment of Loan	6,00,00,000	-	11,30,00,000	-
Amount received on Share Warrants	-	-	3,50,54,565	-
Relatives of Key Management Personnel:				
Salary and allowances	8,78,373	2,72,631	5,58,396	46,533
Rent	-	-	70,000	-
Dividend paid	67,81,336	-	28,84,400	-
Concerns in which Key Management Personnel has substantial interest:				
Rent	4,44,000	-	7,13,161	-
Dividend paid	47,83,784	-	18,39,624	-
Amount received on Share Warrants	-	-	5,93,23,110	-
Contribution to Funds:				
Post Employment Benefit Plan	10,22,663	-	9,12,523	-
Concerns in which Relative of the Key Management Personnel has Substantial Interest:				
Interest on Loan	-	-	12,82,192	-
Technical and consultancy charges	-	-	11,55,000	-
Acceptance of Loan	-	-	5,00,00,000	-
Repayment of Loan	-	-	5,00,00,000	-
Security Deposit given	3,00,00,000	3,00,00,000	-	-
Dividend paid	6,90,664	-	8,97,590	-
Purchase of Spare parts	1,59,294	-	-	-
Rent	1,80,000	-	2,40,000	-

Notes to the Consolidated Financial Statements

for the year ended March 31, 2019

(All amounts in Indian Rupees, unless otherwise stated)

Note 34: Related Party Transactions (contd.)

(f) Terms and Conditions

Transactions relating to dividends were on the same terms and conditions that applied to other share holders.

* Provision for employee benefits, which are based on actuarial valuation done on an overall company basis, is excluded.

(g) Disclosure in respect of transactions which are more than 10% of the total transactions of the same type with related parties during the year:

Nature of the transaction	Name of the related party	As at March 31, 2019	As at March 31, 2018
Short term employee benefits	Dinesh Alla	4,27,32,683	4,81,88,332
	Savita Alla	4,27,32,683	4,81,88,332
Director Fees	Z.P.Marshal	45,000	1,80,000
	Aryabumi Mohanakrishna Reddy	1,80,000	1,35,000
	Ashwinder Bhel	1,35,000	90,000
	Rajesh Alla	1,80,000	45,000
	Raju Mandapalli	1,80,000	30,000
	Captain Ajeit Saksena	-	2,64,896
	Hamit Ummak	2,65,100	88,299
Acceptance of Loan	Dinesh Alla	4,00,00,000	8,45,00,000
	Savita Alla	2,00,00,000	2,85,00,000
	IIC Technologies Limited	-	5,00,00,000
Repayment of Loan	Dinesh Alla	4,00,00,000	8,45,00,000
	Savita Alla	2,00,00,000	2,85,00,000
	IIC Technologies Limited	-	5,00,00,000
Interest on Loan taken	Dinesh Alla	13,00,411	19,15,205
	Savita Alla	7,11,233	7,76,931
	IIC Technologies Limited	-	12,82,192
Amount received on Share Warrants	Aquila Drilling Private Limited	-	5,93,23,110
	Dinesh Alla	-	3,50,54,565
Salary and allowances	Sashank Alla	8,78,373	5,58,396
Rent	Dinesh Alla (HUF)	4,44,000	7,13,161
	Rajesh Alla (HUF)	1,80,000	2,40,000
Technical and consultancy charges	IIC Technologies Limited	-	11,55,000
Purchase of Spares	IIC Technologies USA	1,59,294	-
Security Deposit Given	IIC Technologies Limited	3,00,00,000	-
Post Employment Benefit Plan	Alphageo India Limited Employees' Group Gratuity Trust	10,22,663	9,12,523

Notes to the Consolidated Financial Statements

for the year ended March 31, 2019

(All amounts in Indian Rupees, unless otherwise stated)

Note 35: Earnings per share

	For the year ended March 31, 2019	For the year ended March 31, 2018
(a) Basic EPS		
Basic earnings per share attributable to the equity holders of the company	71.35	86.05
(b) Diluted EPS		
Diluted earnings per share attributable to the equity holders of the company	71.35	86.05

(c) Reconciliation of earnings used in calculating earnings per share

	For the year ended March 31, 2019	For the year ended March 31, 2018
Basic earnings per share		
Profit attributable to the equity holders of the company used in calculating basic earnings per share	45,41,25,638	54,48,91,774
Diluted earnings per share		
Profit attributable to the equity holders of the company used in calculating diluted earnings per share	45,41,25,638	54,48,91,774

(d) Weighted average number of shares used as the denominator

	For the year ended March 31, 2019	For the year ended March 31, 2018
Weighted average number of equity shares used as the denominator in calculating basic earnings per share	63,64,767	63,32,548
Adjustments for calculation of diluted earnings per share:	-	-
Weighted average number of equity shares used as the denominator in calculating diluted earnings per share	63,64,767	63,32,548

Note 36: Assets pledged as security

	As at March 31, 2019	As at March 31, 2018
Hypothecation of stocks, book debts and current assets -First Charge		
Trade receivables	163,92,25,808	195,96,63,486
Inventories	42,50,482	50,90,201
Fixed deposits	3,09,04,425	2,41,00,000
Other current assets	105,04,45,174	28,63,85,527
Second Charge		
Equitable mortgage of Land and Buildings and movable fixed assets	77,94,28,754	97,23,90,576

Notes to the Consolidated Financial Statements

for the year ended March 31, 2019

(All amounts in Indian Rupees, unless otherwise stated)

Note 37: Events occurring after the reporting period

(i) Proposed Dividend

The final dividend proposed by the directors which is subject to the approval of shareholders in the ensuing annual general meeting :

	As at March 31, 2019	As at March 31, 2018
On Equity Shares of ₹10 each		
Proposed Dividend*	5,09,18,136	5,09,18,136
Proposed Dividend per equity share	8	8

* Dividend distribution tax is payable at the time payment of dividend.

Note 38: Additional Information required by Schedule III

	Parent	Foreign Subsidiaries	Indian Subsidiaries		Non Controlling Interest	Effect of Inter Company adjustments / eliminations
	Alphageo India Limited	Alphageo International Limited and its subsidiary	Alphageo Marine Services Private Limited	Alphageo Offshore Services Private Limited		
Net Assets(Total Assets minus Total Liabilities)	249,62,46,618	38,56,42,102	2,96,253	54,884	1,37,771	(13,08,03,521)
As % of Consolidated net assets	90.72%	14.02%	0.01%	0.00%	0.01%	-4.75%
Share in Profit or (Loss)	49,90,14,636	(4,45,56,954)	(1,20,252)	(45,116)	(42,251)	(1,66,676)
As % of Consolidated Profit or (Loss)	109.89%	-9.80%	-0.03%	-0.01%	-0.01%	-0.04%
Share in Other Comprehensive Income	(1,07,918)	2,55,01,365	-	-	-	-
As % of Consolidated Other Comprehensive Income	-0.42%	100.42%	-	-	-	-
Share in Total Comprehensive Income	49,89,06,718	(1,90,55,589)	(1,20,252)	(45,116)	(42,251)	(1,66,676)
As % of Consolidated Total Comprehensive Income	104.05%	-3.97%	-0.03%	-0.01%	-0.01%	-0.03%

Note 39: The figures for the previous year have been reclassified / regrouped wherever necessary to conform to current year's classification.

As per our report of even date

For **MAJETI & CO.**

Chartered Accountants

Firm's registration number: 015975S

Kiran Kumar Majeti

Partner

Membership number: 220354

Hyderabad

May 22, 2019

For and on behalf of the Board

Dinesh Alla

Chairman And Managing Director

DIN: 01843423

Venkatesa Perumallu Pasumarthy

Chief Financial Officer

Hyderabad

May 22, 2019

Savita Alla

Joint Managing Director

DIN: 00887071

Deepa Dutta

Company Secretary



ALPHAGEO (INDIA) LIMITED

CIN: L74210TG1987PLC007580

Regd. Office: 802, Babukhan Estate, Basheerbagh, Hyderabad – 500001

Corporate Office: 1st Floor, Plot No.1, Sagar Society, Road No.2,
Banjara Hills, Hyderabad - 500034

Tel: 040-23550502/503 | Fax: 040-23550238

Email: info@alphageoindia.com | Website: www.alphageoindia.com

Notice of 32nd Annual General Meeting

Notice is hereby given that the THIRTY SECOND ANNUAL GENERAL MEETING of the Members of the Company will be held on Monday, September 30, 2019 at 11.00 A.M. at Sundarayya Vignana Kendram, 1-8-1/B/25A, Baghlingampally, Hyderabad – 500044, to transact the following business:

ORDINARY BUSINESS

1. To receive, consider and adopt (a) the Audited Financial Statements of the Company for the Financial Year ended March 31, 2019 together with the Reports of the Directors and Auditors thereon; and (b) the Audited Consolidated Financial Statements of the Company for the Financial Year ended March 31, 2019 together with Report of Auditors thereon and in this regard, to pass the following resolutions as **Ordinary Resolutions**:
 - a. "RESOLVED THAT the audited financial statements of the Company for the financial year ended March 31, 2019 together with reports of the Directors and Auditors thereon laid before this meeting, be and are hereby considered and adopted."
 - b. "RESOLVED THAT the audited consolidated financial statements of the Company for the financial year ended March 31, 2019 together with the report of Auditors thereon laid before this meeting, be and are hereby considered and adopted."
2. To declare a dividend on equity shares for the financial year ended March 31, 2019 and in this regard, to pass the following resolution as an **Ordinary Resolution**:

"RESOLVED THAT a dividend at the rate of ₹8/- (Rupees Eight only) per equity share of ₹10/- (Rupees Ten) each fully paid-up of the Company as recommended by the Board of Directors of the Company be and is hereby declared for the financial year ended March 31, 2019 and the same be paid, out of the profits of the Company for the financial year ended March 31, 2019."

3. To re-appoint Mr. Rajesh Alla (DIN: 01657395), Director of the Company who retires by rotation and being eligible, offers himself for re-appointment as a Director and in this regard, to pass the following resolution as an **Ordinary Resolution**:

"RESOLVED THAT pursuant to the provisions of Section 152 of the Companies Act, 2013, Mr. Rajesh Alla (DIN: 01657395), who retires by rotation at 32nd Annual General Meeting of the Company, being eligible offered himself for re-appointment, be and is hereby re-appointed as a Director of the Company, liable to retire by rotation."

SPECIAL BUSINESS

4. To consider and approve remuneration to Mr. Dinesh Alla (DIN: 01843423), Chairman and Managing Director of the Company for the remaining period of 2 (Two) years of his tenure effective from August 21, 2019 and if thought fit, to pass the following resolution as a **Special Resolution**:

"RESOLVED THAT pursuant to the provisions under Section 196, 197, 198 and 203 and other applicable provisions, if any, of the Companies Act, 2013 ("Act") and the relevant rules made thereunder (including any statutory modification(s) or re-enactment(s))

thereof for the time being in force) read with Schedule V of the Act and Regulation 17(6) of SEBI (Listing Obligations and Disclosure Requirements) Regulations 2015, approval of the Members be and is hereby accorded for the payment of remuneration to Mr. Dinesh Alla (DIN: 01843423), Chairman and Managing Director of the Company for the remaining period of 2 (Two) years of his tenure w.e.f. August 21, 2019 to August 20, 2021, on such terms and conditions as recommended by the Nomination and Remuneration Committee and approved by the Board of Directors of the Company and as set out in the explanatory statement annexed to the Notice convening this Meeting.

RESOLVED FURTHER THAT notwithstanding anything contained in Section 197, 198 and Schedule V of the Companies Act, 2013 or any amendment/

re-enactment thereof, in the event of absence of profits or inadequate profits in any financial year, the salary, perquisites and statutory benefits, as set out in the explanatory statement annexed to the Notice be paid as minimum remuneration to Mr. Dinesh Alla, Chairman and Managing Director.

RESOLVED FURTHER THAT the Board of Directors of the Company or a committee thereof be and is hereby authorised to do all such acts, deeds and things as the Board may, in its absolute discretion, consider necessary, expedient or desirable in order to give effect to foregoing resolution."

By Order of the Board

Hyderabad
August 14, 2019

Deepa Dutta
Company Secretary

NOTES:

1. An explanatory statement pursuant to Section 102(1) of the Companies Act, 2013 in respect of special businesses to be transacted at the Meeting is annexed hereto.
2. **A Member entitled to attend and vote at the Annual General Meeting ("AGM") is entitled to appoint a Proxy to attend and vote instead of himself and the Proxy need not be a Member of the Company. The instrument of proxy in order to be valid must be deposited at the Corporate Office of the Company duly completed, stamped and signed, not less than FORTY EIGHT (48) hours before the commencement of the meeting.**
A person can act as a proxy on behalf of members not exceeding fifty and holding in the aggregate not more than ten percent of the total share capital of the Company carrying voting rights. However, a member holding more than ten percent of total share capital of the Company carrying voting rights may appoint a single person as proxy and such person shall not act as a proxy for any other person or shareholder.
3. Proxy Form, Attendance Slip and the route map of the venue of the Meeting are annexed hereto.

4. Corporate Members intending to depute their authorized representatives are requested to send to the Company a duly certified copy of the Board resolution together with the specimen signatures of representative authorised under the said resolution to attend the meeting and to vote on their behalf at the meeting.
5. The Company is providing facility for voting through remote e-voting on the business set out in the Notice. Information and Instructions including details of user id and password relating to e-voting are annexed hereto. Once the vote on a resolution is cast by member, whether partially or otherwise, the member shall not be allowed to change it subsequently or cast the vote again. The members who have cast their votes by using remote e-voting may also attend the Meeting but shall not be entitled to cast their vote(s) again at the meeting.
6. Members/proxies are requested to bring the attendance slips duly filled in for attending the meeting and bring their copies of the Annual Report to the meeting. Members who hold shares in dematerialized form are requested to write their Client ID and DP ID numbers and the number of shares held and those who hold shares in physical

- form are requested to write their Folio Number and number of shares held in the attendance slip for attending the meeting. In case of Joint holders attending the meeting, only such joint holder who is higher in the order of names will be entitled to vote.
7. During the period beginning 24 hours before the time fixed for the commencement of the meeting and ending with the conclusion of the meeting, a member would be entitled to inspect the proxies lodged with the company, at any time during the business hours of the company, provided that not less than three days of notice in writing is given to the company.
 8. All documents referred to in the Notice and Explanatory Statement are open for inspection at the Corporate Office of the Company between 11:00 AM to 1:00 PM on all working days other than Saturdays till the date of Annual General Meeting.
 9. Karvy Fintech Private Limited, Karvy Selenium, Tower B, Plot 31-32, Gachibowli, Financial District, Nanakramguda, Serilingampally, Hyderabad-500032 acts as the Company's Registrar and Share Transfer Agent for both manual and electronic form of shareholding. All correspondence relating to shares, including Change in Address, Updation of PAN and Bank Particulars should be addressed directly to them. In respect of shares held in Electronic form, shareholders may send requests or correspond through their respective Depository Participants.
 10. Non-Resident Indian Shareholders are requested to inform the Registrar, Karvy Fintech Private Limited immediately:
 - a. The change in the Residential Status on return to India for permanent settlement.
 - b. The particulars of the Bank Account maintained in India with complete name, branch, account number and address of the Bank, if not furnished earlier.
 11. Members holding shares in single name and physical form are advised to make nomination in respect of their shareholding in the company. Shareholders desirous of making nominations are requested to send their request (which will be made available on request) to the Registrar & Share Transfer Agent, Karvy Fintech Private Limited.
 12. Members desiring to seek any information on the financial statements are requested to write to the Company at an early date to enable compilation of information.
 13. The Securities and Exchange Board of India has mandated the submission of Permanent Account Number (PAN) by every participant in securities market. Members holding shares in electronic form are, therefore, requested to submit their PAN to their Depository Participants with whom they are maintaining their DEMAT accounts. Members holding shares in physical form can submit their PAN to the Registrar & Share Transfer Agent.
 14. The Securities and Exchange Board of India has mandated the transfer of securities to be carried out in dematerialized form only **w.e.f. April 1, 2019**. Members holding shares in physical form are, therefore, requested to submit with the Company's Registrar and Share Transfer Agent, an application along with the necessary documents to get their shares dematerialized through their Depository Participants.
 15. **In pursuance of Go Green Initiative of Ministry of Corporate Affairs, Members are urged to register/update their email addresses with Depository Participant or with the Registrar and Share Transfer Agent of the Company, as applicable, to receive all communication including Annual Report, Notices, circulars, etc. from the Company in electronic mode.**
 16. Closure of Register of Members and Dividend:
 - a) The Company has notified that Register of Members shall remain closed from September 21, 2019 to September 29, 2019 (both days inclusive) for determining the names of the Members eligible for dividend, if approved, on equity shares.
 - b) The dividend on equity shares, as recommended by the Board of Directors, if declared at the Annual General Meeting, will be paid to those shareholders whose name appears in Register of Members as on September 20, 2019. In respect of shares held in Electronic Form, the dividend will be paid on the basis of particulars

of beneficial ownership furnished by the Depositories for this purpose.

17. Remittance of Dividend:

The payment of dividend to the Members will be made using electronic mode of payment such as Electronic Clearance Service (ECS)/ NEFT/ RTGS etc. Accordingly, members holding securities in DEMAT mode are requested to update their bank account details with their depository participants. Members holding securities in physical form may send their request for updating bank account details to the Company's Registrar & Share Transfer Agent, Karvy Fintech Private Limited.

18. Unclaimed dividend for the years 2013-14, 2014-15, 2015-16, 2016-17 and 2017-18 are held in separate Bank accounts.

Members whose dividends remain unclaimed, are requested to either correspond with the Company at its Corporate Office or the Company's Registrars & Share Transfer Agent, Karvy Fintech Private Limited. Members are requested to note that dividends not encashed or claimed within the due date mentioned below, will be transferred to the Investor Education and Protection Fund of Government of India as per Section 124(5) of the Companies Act, 2013. In view of this, members are advised to send their requests to the Company or our Registrars for revalidation of the warrants and encash them before the due dates as listed below:

Financial year ended	Date of Declaration	Due Date for claiming the Dividend
March 31, 2014	26.09.2014	31.10.2021
March 31, 2015	28.09.2015	02.11.2022
March 31, 2016	29.09.2016	03.11.2023
March 31, 2017	29.09.2017	03.11.2024
March 31, 2018	14.09.2018	19.10.2025

19. Pursuant to the provisions of Investor Education and Protection Fund (Accounting, Audit, Transfer and Refund) Rules, 2016, notified by the Ministry of Corporate Affairs, the companies are required to transfer the shares in respect whereof the dividends remain unpaid/unclaimed for a period of seven consecutive years to the demat account of IEPF Authority. The details of shares transferred to IEPF are displayed on the website of the Company at <http://www.alphageoindia.com/pdf/Shares%20transferred%20to%20IEPF.pdf>. The shareholders whose shares are transferred to the IEPF Authority can claim their shares from the Authority by following the Refund Procedure as detailed on the website of IEPF Authority <http://iepf.gov.in/IEPFA/refund.html>.

20. The requirement to place the matter relating to the appointment of auditors for ratification by the members at every annual general meeting has done away vide Notification dated May 7, 2018 issued by the Ministry of Corporate Affairs, Government of India. Consequently, no resolution is proposed for ratification of the appointment of the Auditors who

were appointed in 30th Annual General Meeting of the Company.

21. The information pertaining to Director seeking reappointment at the Annual General Meeting is furnished below:

Mr. Rajesh Alla is a graduate of Carnegie Mellon University, Pittsburgh, USA – a premier institute for Artificial Intelligence Research. He specialised in Image Processing, Computer Vision and Robotics. He is an alumnus of Indian Institute of Management, Ahmadabad and Osmania University, Hyderabad.

Mr. Rajesh Alla has worked in the Robotics Institute, Carnegie-Mellon University developing automated Printed Circuit Board inspection systems for production use. He is one of the pioneers of Automated Digitizing and Recognition of documents. He has developed numerous Pattern Recognition and Artificial Intelligence Algorithms.

Mr. Rajesh Alla is a director of the Company since 30th September, 1992. He is member of Audit Committee, Nomination and Remuneration

Committee and Chairman of Stakeholders' Relationship Committee of Board of Directors of the Company.

Mr. Rajesh Alla is the Founder and Managing Director of IIC Technologies Limited and Director of IIC Geo Surveys Private Ltd, IIC Academy Private Ltd, Transducers and Controls Private Ltd and Palnadu Infrastructure Private Ltd. He is holding 1,26,567 Equity Shares of the company in his individual capacity.

Mr. Rajesh Alla is interested in the resolution set out in Item No. 3 of the Notice. Mr. Dinesh Alla, being related to Mr. Rajesh Alla may be deemed to be interested in the said resolution.

The other relatives of Mr. Rajesh Alla may be deemed to be interested in the said resolution, to the extent of their shareholding, if any, in the Company.

Save and except the above, none of the other Directors/ Key Managerial Personnel of the Company and their relatives are, in any way, concerned or interested, financially or otherwise, in the resolution set out at Item No. 3 of the Notice.

The Board recommends the resolution set forth in Item No. 3 of the Notice for approval by the Members.

By Order of the Board

Hyderabad
August 14, 2019

Deepa Dutta
Company Secretary

Explanatory Statement pursuant to Section 102 of the Companies Act, 2013 for the items set out in the Notice as Special Business:

Item No. 4

Mr. Dinesh Alla is a Director of the Company since July 01, 1987 and he was re-appointed as Managing Director of the Company by the Board of Directors in its meeting held on August 01, 2016 and approved by the Members in 29th Annual General Meeting held on September 29, 2016 for a period of 5 (Five) years effective from August 21, 2016 to August 20, 2021. However, the remuneration to the Managing Director in terms of Section 196, 197 and 198 read with Schedule V and other applicable provisions of the Companies Act 2013 was approved by the Members for a period of 3 (Three) years from August 21, 2016 to August 21, 2019.

The Board of Directors with the recommendation of the Nomination and Remuneration Committee of the Board at their meeting held on May 22, 2019, subject to the approval of the members, accorded its approval for payment of the following remuneration to the Managing Director including the remuneration in case of inadequacy of the profits, absence of profits or no profits in compliance with the provisions of Section 196, 197 and 198 read with Schedule V and any other applicable provisions of the Companies Act, 2013 and Regulation 17(6) of SEBI (Listing Obligations and Disclosure Requirements) Regulations, 2015 for the remaining period of his tenure from August 21, 2019 to August 20, 2021.

Remuneration:

a) Period of Remuneration:

Two (2) years from August 21, 2019 to August 20, 2021

b) Salary:

Salary of ₹9,00,000/- per month.

c) Perquisites and Allowances

- i) House Rent Allowance @ ₹1,00,000/- per month.
- ii) Reimbursement of expenses for gas, electricity and water not exceeding 5% of the salary.
- iii) Reimbursement of Actual Medical Expenses for self and family not exceeding one month's salary for a year or coverage under Medical Insurance Policy of the Company.
- iv) Personal Accident Insurance coverage with the premium not exceeding ₹12,000/- per annum.
- v) Reimbursement of actual club fees.
- vi) Contribution to Provident Fund not exceeding 12% of the salary.
- vii) Gratuity at the rate of half month's salary for each completed year of service, subject to a maximum amount under Payment of Gratuity Act, 1972.
- viii) Encashment of un-availed leave at the end of the tenure as per rules of the Company.

ix) Use of Company car for official purposes and telephone at the residence.

- d) **Commission:** In addition to salary, perquisites and allowances, commission not exceeding 5% of the net profits of the Company in a financial year computed in the manner laid down in section 197(8) of Companies Act, 2013.

Minimum Remuneration: Notwithstanding anything to the contrary herein contained, where in any financial year, during the current tenure of Managing Director, the Company does not have profits or its profits are inadequate, the company shall pay remuneration by way of salary, perquisites and statutory benefits as minimum Remuneration to the Managing Director.

Aggregate Remuneration: The aggregate of remuneration, commission, perquisites and allowances payable to the Managing Director individually or to all Whole Time Directors, if any, of the Company taken together during any financial year respectively shall be in accordance with the provisions of the Companies Act, 2013 and SEBI

(Listing Obligations and Disclosure Requirements) Regulations, 2015.

Mr. Dinesh Alla is interested in the resolution set out in Item No. 4 of the Notice. Mrs. Savita Alla and Mr. Rajesh Alla, Directors of the Company, being related to Mr. Dinesh Alla are deemed to be interested in the said resolution. Other relatives of Mr. Dinesh Alla may be deemed to be interested in the said resolution of the Notice, to the extent of their shareholding, if any, in the Company.

Save and except the above, none of the other Directors/ Key Managerial Personnel of the Company and their relatives are, in any way, concerned or interested, financially or otherwise, in the resolution set out at Item No. 4 of the Notice.

The Board recommends the Special Resolution set forth in the Item No. 4 of the Notice for approval of the Members.

By Order of the Board

Hyderabad
August 14, 2019

Deepa Dutta
Company Secretary

Instructions for Remote E-Voting Forming Part of Notice Convening 32nd Annual General Meeting

E-voting

Pursuant to Section 108 of the Companies Act, 2013, Rule 20 of the Companies (Management and Administration) Rules, 2014, including any statutory modification(s) or re-enactment thereof for the time being in force and Regulation 44 of SEBI (Listing Obligations and Disclosure Requirements) Regulations, 2015, ALPHAGEO (INDIA) LIMITED (the Company) is pleased to provide its shareholders remote e-voting facility to cast their votes electronically on all resolutions set forth in the Notice convening the 32nd Annual General Meeting scheduled to be held on Monday, September 30, 2019 at 11.00 A.M. The remote e-voting facility is being provided by Karvy Fintech Private Limited (KFPL).

E-voting Event Number and Timelines for Voting

The E-voting Event Number and the timelines of E-voting detailed below:

E-voting Event Number (EVEN)	Commencement of remote e-voting	End of remote e-voting
4908	September 26, 2019 (11:00 A.M. IST)	September 29, 2019 (5:00 P.M. IST)

General Information:

- Shareholders of the Company holding shares either in physical form or in dematerialised form, as on the cut-off date, may cast their vote electronically. The voting rights of the shareholders shall be ONE
- VOTE PER EQUITY SHARE registered in the name of the shareholder / beneficial owner as on **the cut-off date i.e. September 20, 2019.**
- Every shareholder requires User ID and Password/ PIN for casting their votes electronically. In case of

- physical folio, User ID will be EVEN number followed by folio number. In case of Demat account, User ID will be your DP ID and Client ID.
- iii. For Shareholders receiving Notice of AGM in physical form, the initial password will be intimated along with the Notice of Annual General Meeting and for Shareholders receiving Notice of AGM electronically, password will be provided in the email forwarding the electronic notice.
 - iv. Any person who becomes a member of the Company after the dispatch of the Notice of the AGM and holds shares as on the cut-off date may obtain PIN and Password by contacting Karvy Fintech Private Ltd.
 - v. The Remote E- voting period commences on September 26, 2019 (11.00 AM) and ends on September 29, 2019 (5.00 PM). During this period, Shareholder of the Company holding their shares either in physical form or in dematerialised form, as on the cut-off date September 20, 2019, may cast their votes electronically. The E-voting module shall be disabled by Karvy for voting thereafter. Once the vote on a resolution is cast by the shareholders, the shareholders shall not be allowed to change it subsequently.
 - vi. Shareholders, who have not cast their votes electronically, may only cast their vote at the Annual General Meeting.
 - vii. M/s. D. Hanumanta Raju & Co., Practicing Company Secretaries, Hyderabad will act as Scrutinizer for scrutinizing the E-voting process in a fair manner.
 - viii. The scrutinizer shall, immediately after the conclusion of voting at the AGM, first counts the votes cast at the meeting, thereafter unlock the votes cast through remote e-voting in the presence of at least two witnesses, not in employment of the company and make a Consolidated Scrutinizer's Report of the votes cast in favour or against, if any of each of the resolutions set forth in the Notice of the Annual General Meeting, not later than 48 hours of the conclusion of the meeting, to the Chairman of the Meeting or a person authorised by him in writing who shall countersign the same.
 - ix. Resolutions shall be deemed to be passed on the date of AGM subject to receipt of requisite number of votes in favour of Resolutions.
 - x. The results of voting along with the scrutinizers' report shall be placed on the website of the Company www.alphageoindia.com and on Karvy's website <https://evoting.karvy.com> and shall be intimated to the stock exchanges immediately after declaration of results by the Chairman or by a person authorised by him.
- Instruction and Step for E-Voting:**
- Shareholders are requested to read the instructions/ steps detailed below before exercising/casting their vote:
- i. Launch internet browser by typing the URL: <https://evoting.karvy.com>.
 - ii. Enter the login credentials (i.e. User ID and password/ PIN). However, if you are already registered with Karvy for e-voting, you can use your existing User ID and Password/PIN for casting your vote.
 - iii. After entering these details appropriately, click on "LOGIN".
 - iv. You will now reach password change Menu wherein you are required to mandatorily change your password. The new password shall comprise of minimum 8 characters with at least one upper case (A- Z), one lower case (a-z), one numeric value (0-9) and a special character (@,#,\$, etc.). The system will prompt you to change your password and update your contact details like mobile number, email ID etc. on first login. You may also enter a secret question and answer of your choice to retrieve your password in case you forget it. It is strongly recommended that you do not share your password with any other person and that you take utmost care to keep your password confidential.
 - v. You need to login again with the new credentials.
 - vi. On successful login, the system will prompt you to select the E- Voting "EVEN" i.e., Alphageo (India) Limited.
 - vii. On the voting page, enter the number of shares (which represents the number of votes) as on the

Cut-off Date under "FOR / AGAINST" or alternatively, you may partially enter any number in "FOR" and partially "AGAINST" but the total number in "FOR / AGAINST" taken together not exceeding your total shareholding as mentioned herein above. You may also choose the option ABSTAIN. If the shareholder does not indicate either "FOR" or "AGAINST" it will be treated as "ABSTAIN" and the shares held will not be counted under either head.

- viii. Shareholders holding multiple folios / Demat accounts shall choose the voting process separately for each folio / Demat accounts.
- ix. Voting has to be done for each item of the notice separately. In case you do not desire to cast your vote on any specific item it will be treated as abstained.
- x. You may then cast your vote by selecting an appropriate option and click on "Submit". A confirmation box will be displayed. Click "OK" to confirm else "CANCEL" to modify. Once you have voted on the resolution, you will not be allowed to modify your vote. During the voting period, Members can login any number of times till they have voted on all the Resolution(s).
- xi. Corporate/ Institutional Members (i.e. other than Individuals, HUF, NRI etc.,) are also required to send scanned certified true copy (PDF Format) of the Board Resolution / Authority Letter etc., together with attested specimen signature(s) of the duly authorised representative(s), to the Scrutinizer at Email Id: dhr300@gmail.com with a copy marked to evoting@karvy.com. The scanned image of the above mentioned documents should be in the naming format "Alphageo (India) Limited 32nd Annual General Meeting".
- xii. Once the vote on a resolution is cast by a Member, the Member shall not be allowed to change it subsequently. Further, the Members who have cast their vote electronically shall not be allowed to vote again at the Meeting.
- xiii. In case of any queries, you may refer Help & Frequently Asked Question (FAQs) section of <https://evoting.karvy.com> (Karvy Website) or call KFPL on Toll Free No. 1800 3454 001 or email: evoting@karvy.com.

Hyderabad
August 14, 2019

By Order of the Board
Deepa Dutta
Company Secretary



ALPHAGEO (INDIA) LIMITED

CIN: L74210TG1987PLC007580

Regd. Office: 802, Babukhan Estate, Basheerbagh, Hyderabad – 500001

Corporate Office: 1st Floor, Plot No.1, Sagar Society, Road No.2,
Banjara Hills, Hyderabad - 500034

Tel: 040-23550502/503 | **Fax:** 040-23550238

Email: info@alphageoindia.com | **Website:** www.alphageoindia.com

ATTENDANCE SLIP

(Please fill Attendance Slip and hand it over at the entrance of the Meeting Hall)

Regd. Folio. No./ DP ID & Client ID*:

No. of Equity Shares held

Name of Shareholder

Name of Proxy

I/We hereby record my/our presence at the 32nd Annual General Meeting of Alphageo (India) Limited, held on Monday, September 30, 2019 at 11.00 A.M. at Sundarayya Vignana Kendram, 1-8-1/B/25 A, Baghlingampally, Hyderabad – 500 044.

SIGNATURE OF THE MEMBER OR THE PROXY ATTENDING THE MEETING

If Member, Please sign here

If Proxy, Please sign here

*Applicable for investors holding shares in electronic form.





ALPHAGEO (INDIA) LIMITED

CIN: L74210TG1987PLC007580

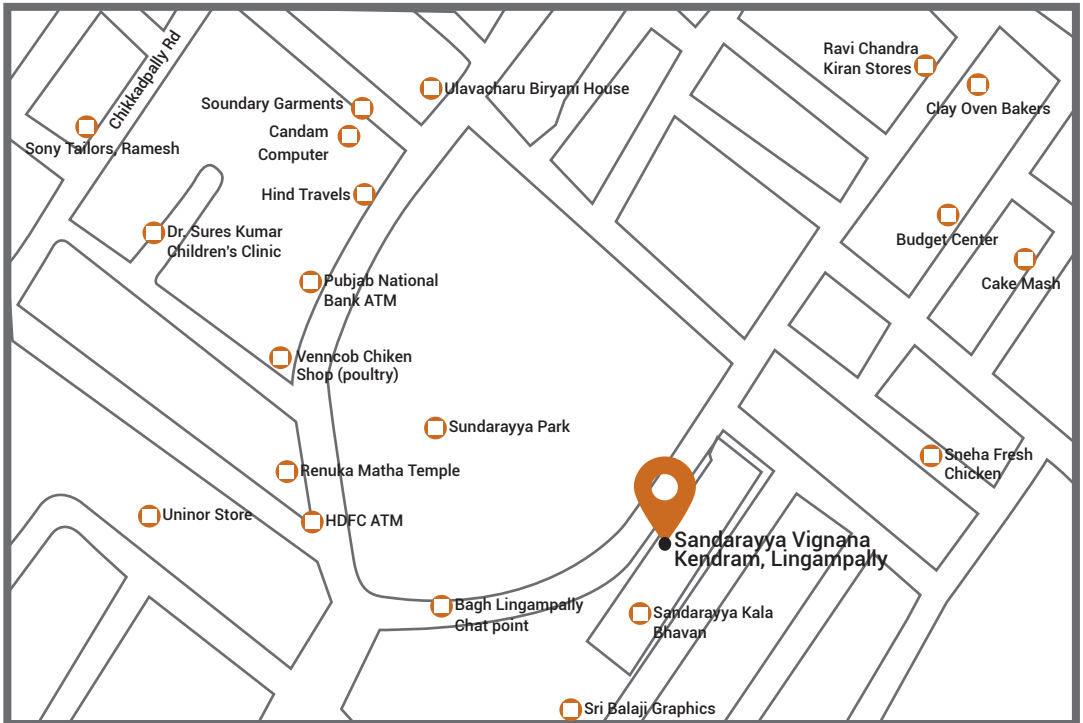
Regd. Office: 802, Babukhan Estate, Basheerbagh, Hyderabad – 500001

Corporate Office: 1st Floor, Plot No.1, Sagar Society, Road No.2,
Banjara Hills, Hyderabad - 500034

Tel: 040-23550502/503 | Fax: 040-23550238

Email: info@alphageoindia.com | Website: www.alphageoindia.com

Route Map of venue of 32nd Annual General Meeting





ALPHAGEO (INDIA) LIMITED

CIN: L74210TG1987PLC007580

Regd. Office: 802, Babukhan Estate, Basheerbagh, Hyderabad – 500001

Corporate Office: 1st Floor, Plot No.1, Sagar Society, Road No.2,

Banjara Hills, Hyderabad - 500034

Tel: 040-23550502/503 | **Fax:** 040-23550238

Email: info@alphageoindia.com | **Website:** www.alphageoindia.com

32nd Annual General Meeting – September 30, 2019

PROXY FORM

[Pursuant to Section 105(6) of the Companies Act, 2013 and rule 19(3) of the Companies
(Management and Administration) Rules, 2014]

Name of the Member(s):

Registered address:

E-mail id:

Folio No/Client ID: DP ID:

I/We, being the member (s) of shares of the above named
company, hereby appoint:

1 Name:

Address:

E-mail Id:; or failing him

2. Name:

Address:

E-mail Id:; or failing him

3. Name:

Address:

E-mail Id:

as my/our proxy to attend and vote (on a poll) for me/us and on my/our behalf at the 32nd Annual General Meeting
of the Company, to be held on Monday, September 30, 2019 at 11.00 A.M. at Sundarayya Vignana Kendram, 1-8-
1/B/25 A, Baghlingampally, Hyderabad-500044 and at any adjournment thereof in respect of such resolutions as are
indicated below:



** I/We wish my above proxy(ies) to vote in the manner as indicated in the box below:

Resolution No.	Business Item	Vote (Mention Number of Shares)	
		For	Against
Ordinary Business with Ordinary Resolutions:			
1.	1(a). Adoption of Audited Financial Statements of the Company for the Financial Year ended March 31, 2019 together with the Reports of the Directors and Auditors thereon.		
2.	1(b). Adoption of Audited Consolidated Financial Statements of the Company for the Financial Year ended on March 31, 2019 together with Report of Auditors thereon.		
3.	Declaration of Dividend on Equity Shares for the year ended March 31, 2019.		
4.	Re-appointment of Mr. Rajesh Alla (DIN: 01657395) as Director of the Company, who retires by rotation, and being eligible offers himself for re-appointment.		
Special Business with Special Resolution:			
5.	Approval of remuneration of Mr. Dinesh Alla (DIN: 01843423), Chairman and Managing Director of the Company for the remaining period of 2 (Two) years of his tenure.		

Affix ₹1/-
Revenue
Stamp here

Signed thisday of 2019

Signature of First proxy holder

Signature of shareholder

Signature of Second proxy holder

Signature of Third proxy holder

** This is only optional. Please put a '✓' in the appropriate column against the resolutions indicated in the Box. Alternatively, the number of shares may be mentioned in the appropriate column in respect of which the shareholder(s) would like his /their proxy to vote. If all the columns are left blank against any one or all the resolutions, the Proxy will be entitled to vote in the manner as he/she thinks appropriate.

Notes:

1. This form of proxy in order to be effective should be duly completed and deposited at the Corporate Office of the Company, not less than 48 hours before the commencement of the meeting.
2. The proxy need not be a member of the Company. Appointing a proxy does not prevent a member from attending the meeting in person if the member so wishes.
3. In the case the appointer is a body corporate, the proxy form should be signed under its seal or be signed by an officer or an attorney duly authorised by it and an authenticated copy of such authorisation should be attached to the proxy form.
4. A person can act as proxy on behalf of such number of Members not exceeding fifty and holding in the aggregate not more than ten percent of the total share capital of the Company carrying voting rights. Further, a member holding more than ten percent, of the total share capital of the company carrying voting rights may appoint a single person as proxy and such person shall not act as proxy for any other person or Member.
5. In case of joint holders, the signature of any one holder will be sufficient, but names of all the joint holders should be stated.
6. This form of proxy will be valid only if it is duly completed in all respects, properly stamped and submitted as per the applicable law. Incomplete form or form which remains unstamped or inadequately stamped or form upon which the stamps have not been cancelled will be treated as invalid.

Corporate Information

Board of Directors

Mr. Dinesh Alla

Mrs. Savita Alla

Mr. Rajesh Alla

Mr. Raju Mandapalli

Chairman and Managing Director

Joint Managing Director

Director

Independent Director

Chief Financial Officer

Venkatesa Perumallu Pasumarthy, B.Com, FCA

Registered Office

802, Babukhan Estate, Basheerbagh
Hyderabad – 500001, Telangana

Company Secretary

Deepa Dutta, B.Com, ACS

Corporate Office

First Floor, Plot No. 1, Sagar Society
Road No. 2, Banjara Hills,
Hyderabad : 500034, Telangana
Tel : 040-23550502/23550503

Auditors

M/s Majeti & Co.,

Chartered Accountants

101, Ganesh Siri Sampada Apts,

6-3-347/17, Dwarkapuri Colony,

Sai Baba Temple Road

Panjagutta, Hyderabad – 500082,

Telangana

Registrar and Share Transfer Agent

M/s. Karvy Fintech Private Limited

Karvy Selenium Tower B, Plot 31-32,

Gachibowli, Financial District, Nanakramguda

Hyderabad – 500032, Telangana

Phone: +91 40 67161500

Toll Free: 1800 345 4001, Fax: 040 23420814

E-mail: einward.ris@karvy.com

Website: www.karvyfintech.com

Bankers

State Bank of India

Axis Bank Ltd.

Punjab National Bank



Alphageo (India) Limited
First Floor, Plot No. 1, Sagar Society
Road No. 2, Banjara Hills,
Hyderabad – 500 034, Telangana

www.alphageoindia.com

connect | +91 9831016081