

1st August 2025

**To,
National Stock Exchange of India Limited**

BSE Limited

Scrip Code: ACC

Scrip Code: 500410

Dear Sir/ Madam,

Subject: Addendum to Investor Presentation for the quarter ended on 30th June 2025.

In continuation of our letter dated 31st July 2025, we enclose herewith Addendum to the Presentation titled 'Operational & Financial Highlights' of the Company for the quarter ended on 30th June 2025.

The above intimation will also be uploaded on the website of the Company i.e. www.acclimited.com.

Kindly take the above on your record.

Thanking you,
Yours Sincerely,

For, ACC Limited


**Bhavik Parikh
Company Secretary & Compliance Officer**

Encl: As above

ACC Limited

Registered Office:

Adani Corporate House
Shantigram, S. G. Highway, Khodiyar,
Ahmedabad – 382 421, Gujarat, India
Ph +91 79-2656 5555
www.acclimited.com
CIN: L26940GJ1936PLC149771



**Hum Karke
Dikhate Hain**

**Response to Queries raised during
Quarterly Earnings Call (31st July 2025)**



As clarified during the earnings call held on 31st July 2025, we are providing these responses as an addendum to the Investor presentation

Sr No.	Queries	Page no.
1	Please provide the Cement and Clinker volumes separately for Q1 FY'26, Q4 FY'25, and Q1 FY'25, along with the rationale for changes in reporting basis	3
2	Kindly provide the reasons for the increase in Power and Fuel costs (Rs / Ton) between Q4 FY'25 and Q1 FY'26	4
3	Can you provide bridge for Other Expenses PMT between statutory financials and the investor presentation?	5
4	Could you please provide a reconciliation of the cash position as of 31st March 2025 and 30th June 2025?	6



Response to Queries raised during Quarterly Earnings Call (31st July 2025)

1. Please provide the Cement and Clinker volumes separately for Q1 FY'26, Q4 FY'25, and Q1 FY'25, along with the rationale for changes in reporting basis

Particulars	UoM	Ambuja Consolidated			Ambuja Standalone		
		Jun'25	Mar'25	Jun'24	Jun'25	Mar'25	Jun'24
Volume Cement ¹	MnT	18.4	18.2	15.3	10.5	11.1	9.0
Volume Clinker ¹	MnT	0.4	0.5	0.5	0.5	0.5	0.3
Volume CLC¹	MnT	18.8	18.7	15.8	11.0	11.6	9.3
Revenue from Operations ¹	₹ Cr	10,289	9,981	8,392	5,515	5,725	4,552
EBITDA (Excl. Other Income)	₹ Cr	1,961	1,868	1,280	872	1,038	646
EBITDA (%)	%	19.1%	18.7%	15.3%	15.8%	18.1%	14.2%
EBITDA (PMT Cement)	₹ /Ton	1,069	1,028	835	827	938	714
Other Income	₹ Cr	256	573	355	454	442	420
PBT	₹ Cr	1,333	1,780	1,094	1,066	1,197	763
PAT	₹ Cr	970	1,282	783	855	929	567
EPS (diluted)	₹	3.20	3.88	2.62	3.47	3.77	2.33

As clarified during the earnings call, Industry players highlight EBITDA PMT of cement (not clinker), and the Company has aligned with this approach. Prospectively, the Company will report based cement PMT. The clinker sales volume, as indicated above, is negligible.

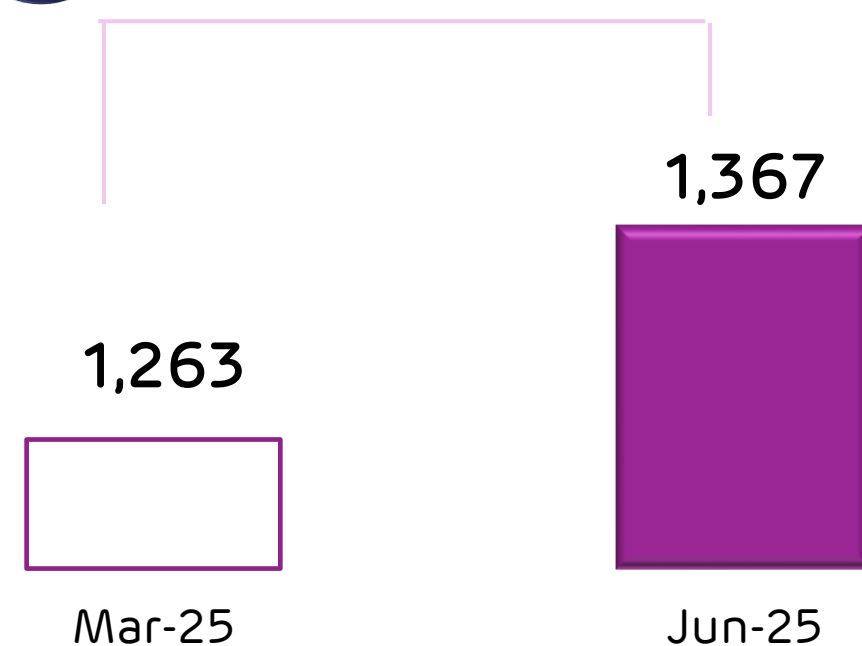
¹ Net of MSA sales for Ambuja consolidated



2. Kindly provide the reasons for the increase in Power and Fuel costs (Rs / Ton) between Q4 FY'25 and Q1 FY 26

POWER AND FUEL
(₹/ton)

+ 8%



As clarified during the earnings call, costs have gone up vs. sequential qtr. i.e. Mar'25, mainly due to

- Impact of new asset i.e. Orient (Consolidation in Q1 FY26)
- Higher clinker production, there is a higher closing stock as also reflected in higher inventory in balance sheet. The corresponding benefit will come in the next quarter when the inventory will be consumed
- Lower TSR and WHRS mix mainly on account of planned kiln shutdowns at Jamul, Chanda, Kymore plants



3. Can you provide bridge for Other Expenses PMT between statutory financials and the investor presentation?

Particulars	UoM	₹ Crs
Other expenses as per P&L in Q1 FY'26	₹ Cr	1,450
(-) Other expenses – RMX business	₹ Cr	(29)
(-) Exception and Impact of acquired Assets ¹	₹ Cr	(177)
Normalized Other Expenses (Cement related)	₹ Cr	1,244
Cement Volume	MnT	18.4
Other expenses PMT	₹ /Ton	678

¹ Last year Orient & Penna were not part of P&L

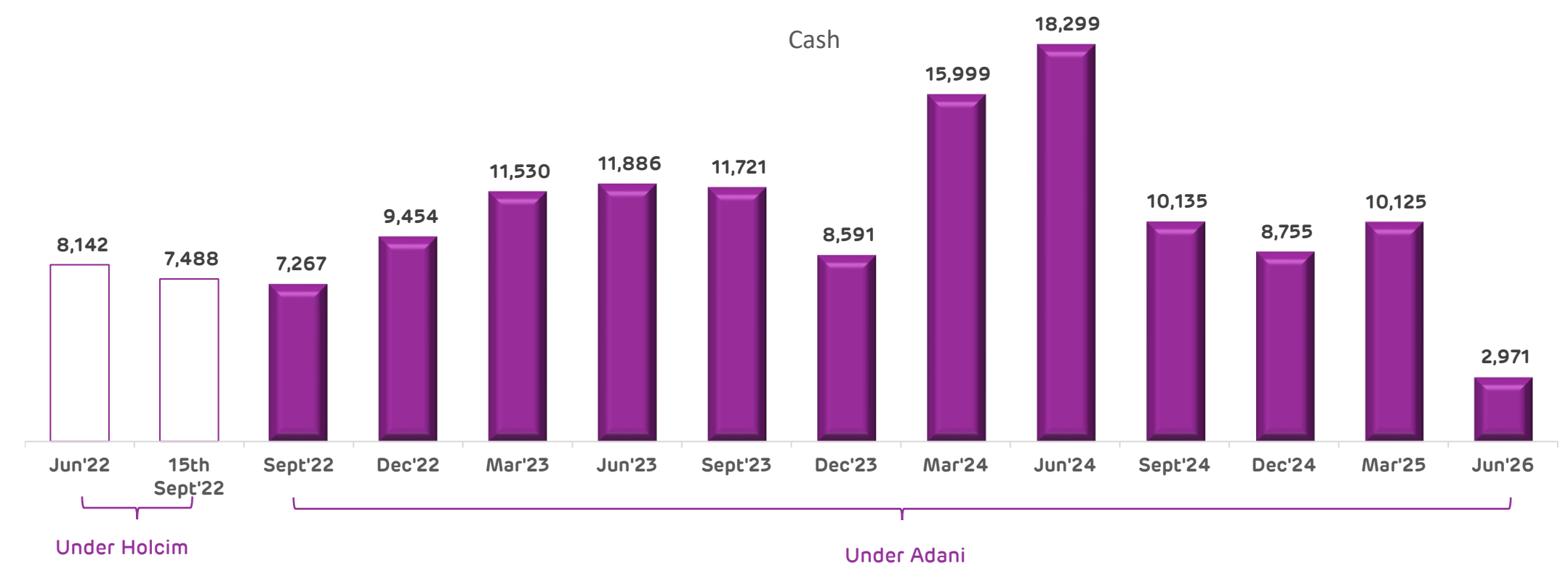


4. Could you please provide a reconciliation of the cash position as of 31st March 2025 and 30th June 2025?

Synopsis of the movements in Cash & Cash Equivalent

Particulars	₹ Crs
Opening balance as on 1 st Apr 2025	10,125
(+) Operating EBITDA	1,961
(-) Outflow for orient acquisition	(5,906)
(-) Capex	(1,929)
(-) Dividend, Tax, Working capital changes & Others	(1,280)
Total Cash & Cash Equivalents as on 30th Jun 2025	2,971

Cash & Cash Equivalent for the last twelve quarters



Certain statements made in this presentation may not be based on historical information or facts and may be “forward-looking statements,” including those relating to general business plans and strategy of Ambuja Cements Limited (“Ambuja”), the future outlook and growth prospects, and future developments of the business and the competitive and regulatory environment, and statements which contain words or phrases such as ‘will’, ‘expected to’, etc., or similar expressions or variations of such expressions. Actual results may differ materially from these forward-looking statements due to number of factors, including future changes or developments in their business, their competitive environment, their ability to implement their strategies and initiatives and respond to technological changes and political, economic, regulatory and social conditions in India. This presentation does not constitute a prospectus, offering circular or offering memorandum or an offer, or a solicitation of any offer, to purchase or sell, any shares and should not be considered as a recommendation that any investor should subscribe for or purchase any of Ambuja’s shares. Neither this presentation nor any other documentation or information (or any part thereof) delivered or supplied under or in relation to the shares shall be deemed to constitute an offer of or an invitation by or on behalf of Ambuja.

Ambuja, as such, makes no representation or warranty, express or implied, as to, and does not accept any responsibility or liability with respect to, the fairness, accuracy, completeness or correctness of any information or opinions contained herein. The information contained in this presentation, unless otherwise specified is only current as of the date of this presentation. Ambuja assumes no responsibility to publicly amend, modify or revise any forward-looking statements, based on any subsequent development, information or events, or otherwise. Unless otherwise stated in this document, the information contained herein is based on management information and estimates.

The information contained herein is subject to change without notice and past performance is not indicative of future results. Ambuja may alter, modify or otherwise change in any manner the content of this presentation, without obligation to notify any person of such revision or changes.

No person is authorized to give any information or to make any representation not contained in and not consistent with this presentation and, if given or made, such information or representation must not be relied upon as having been authorized by or on behalf of Ambuja.

This presentation does not constitute an offer or invitation to purchase or subscribe for any securities in any jurisdiction, including the United States. No part of this presentation should form the basis of or be relied upon in connection with any investment decision or any contract or commitment to purchase or subscribe for any securities. None of our securities may be offered or sold in the United States, without registration under the U.S. Securities Act of 1933, as amended, or pursuant to an exemption from registration therefrom.

For further info, please contact:

CA Deepak Balwani

Head, Investor Relations
deepak.balwani@adani.com

Ambuja Cements Limited

Registered office: Adani Corporate House, Shantigram, Near Vaishno Devi Circle, S.G. Highway, Ahmedabad – 382421.
Ph: +91 79265 65555; www.ambujacement.com; CIN: L26942GJ1981PLC004717