



Gujarat Alkalies and Chemicals Limited

(Promoted by Govt. of Gujarat)

P.O. Ranoli - 391 350 -
Regd. Office & Works : ~~R.O. Panchsri, 391 306~~, Dist. Vadodara (Gujarat) INDIA
Phone : +91-265-6111000, 7119000 Fax : +91-265-6111012
Website : www.gacl.com CIN NO : L24110GJ1973PLC002247

Ref. : SEC/SE/2022/

17th August, 2022

The General Manager Corporate Relations Department BSE Ltd. 1 st Floor, New Trading Ring Phiroze Jeejeebhoy Towers Dalal Street MUMBAI : 400 001	The General Manager Listing Department National Stock Exchange of India Ltd. "Exchange Plaza", C-1, Block 'G' Bandra-Kurla Complex Bandra (East) MUMBAI : 400 051
Ref. : Company Code No. : 530001	Ref. : Company Code No. : GUJALKALI


Dear Sir/Madam,

Sub : Updated Presentation

We have uploaded an updated Presentation on Company's website www.gacl.com for the benefit of Investors / Shareholders at large. A copy of the updated Presentation is enclosed herewith for information.

Thanking you,

Yours faithfully,
For GUJARAT ALKALIES AND CHEMICALS LIMITED


(S S BHATT)
COMPANY SECRETARY & CGM (LEGAL, CC & CSR)



Dahej Complex : P.O. Dahej - 392130. Tal. Vagra, Dist. Bharuch (Gujarat) INDIA
Phone : +91-2641-613200/613256



GUJARAT ALKALIES AND CHEMICALS LIMITED

Regd. Office : P.O. RANOLI : 391350
DIST. VADODARA, GUJARAT.
e-Mail : cosec@gacl.co.in
www.gacl.com

Board of Directors

Shri Pankaj Kumar, IAS, Chairman

Shri M K Das, IAS, Director

Shri J P Gupta, IAS, Director

Shri Rajiv Lochan Jain, Independent Director

Shri S B Dangayach, Independent Director

Shri Nitin Shukla, Independent Director

Smt. Shridevi Shukla, Independent Director

Shri Swaroop P. IAS, Managing Director

Shareholding Pattern as on 30th June 2022

Sr. No.	Name	No. of Shares	% of Total Share Capital
1.	Promoters (7 Promoters)	3,39,86,310	46.28
2.	Domestic Institutional Investors (DIIs)	11,96,227	1.63
3.	Foreign Institutional Investors (FIIs)	15,08,596	2.05
4.	Bodies Corporate	2,11,61,679	28.82
5.	Others	1,55,84,116	21.22
Total....		7,34,36,928	100.00

GACL- Basic details

- Two complexes
 - Vadodara, started in 1976
 - Dahej, started in 1995
- Major products in Vadodara
 - Caustic Soda group, Caustic Potash group, Hydrogen Peroxide, Chloromethanes, Poly Aluminium Chloride
- Major products in Dahej
 - Caustic Soda group, Hydrogen Peroxide, Phosphoric Acid, Anhydrous Aluminium Chloride, Poly Aluminium Chloride, Sodium Chlorate, Stable Bleaching Powder
- Other investments
 - GIPCL, GCPL (Formerly known as GCPTCL), Gujarat Guardian Ltd and GACL-NALCO Alkalies & Chemicals Pvt. Ltd. (JV Company incorporated by GACL 60% & NALCO 40% share).

GACL- Basic details

TOLL MANUFACTURING

- ❑ Chlorinated Paraffin (CPW)
- ❑ Anhydrous Aluminium Chloride (ALC)
- ❑ Chlorotoluene Products
 - ❑ Benzyl Chloride
 - ❑ Benzyl Alcohol
 - ❑ Benzyldehyde
- ❑ 171.45 MW Wind Farms at various locations of Kutchh & Saurashtra and 35 MW Solar Power Plant at Charanka Solar Park – Patan & 640 kW (AC) Floating Solar Power Plant on the reservoir of captive power plant & 220 kW (AC) Solar Roof top Installations @ Dahej Complex.
- ❑ Started transporting Caustic Soda Lye under multimodal logistics - through Railway Racks as well as through Sea to Eastern & Central India, since Dec.'2014.

Glimpse of Growth Journey

Projects Commissioned	Present Capacity (MTPA)	Commissioned / Expanded in
Caustic Chlorine Plant (Baroda) Initial Capacity 37,425 MTPA	153,450	1976, 1981, 1984, 1989, 1994
Caustic Chlorine Plant (Dahej) Initial Capacity 143,550 MTPA	259,050	1998, 2007, 2010
Caustic Potash Plant Initial Capacity 16,500 MTPA	39,600	1994, 2016
Chloromethane Plant Initial Capacity 10,560 MTPA	56,100	1986, 1990, 2007, 2010, 2018
Phosphoric Acid Plant	26,730	1995

Glimpse of Growth Journey

Projects Commissioned	Present Capacity (MTPA)	Commissioned in
Hydrogen Peroxide Plant Initial Capacity 10,890 MTPA	54,120	1996, 2002, 2007, 2010, 2011, 2012, 2014, 2018
Poly Aluminium Chloride Plant (P18) Initial capacity 41,250 MTPA	73,250	2006, 2008, 2018
Stable Bleaching Powder Plant	30,000	2011, 2020
Anhydrous Aluminium Chloride Plant Initial Capacity 16,500 MTPA	53,700	2008, 2010, 2016, 2020
Sodium Chlorate Plant	20,000	2014
Wind Mill Projects (Various locations)	171.45 MW	2008, 2017
Solar Power Plant	35 MW	2018, 2019
Floating Solar Power Plant @ Dahej Complex	640 kW	2021
Solar Rooftop Installations @ Dahej Complex	220 kW (AC)	2021

FINANCIAL DETAILS

Figures in Rs. Crores

Sr. No.	Particulars	2017-18	2018-19	2019-20	2020-21	2021-22	2022-23 Q1
1	Net External Sales Value	2,417.70	3,102.32	2,654.20	2,344.49	3,683.40	1,106.62
2	EBITDA	892.44	1,175.93	667.49	425.62	1,032.56	387.65
3	Profit Before Tax (PBT)	750.22	1,015.02	491.62	235.80	828.63	336.26
4	Profit After Tax (PAT)	535.02	689.65	332.84	166.85	561.98	222.07
5	Equity Share Capital	73.44	73.44	73.44	73.44	73.44	73.44*
6	General Reserve	2,996.87	3,637.04	3,901.76	4,013.59	4,505.42	4,728.76*
7	Net Worth	3,070.31	3,710.48	3,975.20	4,087.03	4,578.86	4,802.20*
8	Other Comprehensive Income (OCI)	723.32	566.11	609.51	1,283.13	1,320.80	1,148.58*
9	Total Reserve	3,749.19	4,223.22	4,524.07	5,304.15	5,831.01	5,881.48*
10	Loans Outstanding	290.63	247.45	204.81	496.92	593.34	620.61*

* AS AT 30TH JUNE 2022

FINANCIAL RATIOS

Sr. No.	Particulars	2017-18	2018-19	2019-20	2020-21	2021-22	2022-23 Q1 (Annualized)
1	Earning per Share	72.85	93.91	45.32	22.72	76.53	120.96
2	Dividend per Share	6.50	8.00	8.00	8.00	10.00	NA
3	Book Value per Share	418.09	505.26	541.31	556.54	623.51	653.92

As On 31.03.2022

Qty. in MT

PRODUCTS	VADODARA	DAHEJ	TOTAL CAPACITY
Caustic Soda Lye (On 100% Basis)	1,53,450	2,59,050	4,12,500
Caustic Soda Flakes/Prills	53,000	1,65,000	2,18,000
Chloromethane	56,100	-	56,100
Caustic Potash Lye (On 100% Basis)	39,600	-	39,600
Potassium Carbonate	13,200	-	13,200
Hydrogen Peroxide (On 100% Basis)	13,860	40,260	54,120
Phosphoric Acid	-	26,730	26,730
A. Aluminium Chloride (Jobwork/O&M)	9,900	43,800	53,700
Poly Aluminium Chloride	32,000	41,250	73,250
Chlorinated Paraffin (CPW) - (Jobwork)	12,000	-	12,000
Stable Bleaching Powder	-	30,000	30,000
Sodium Chlorate	-	20,000	20,000

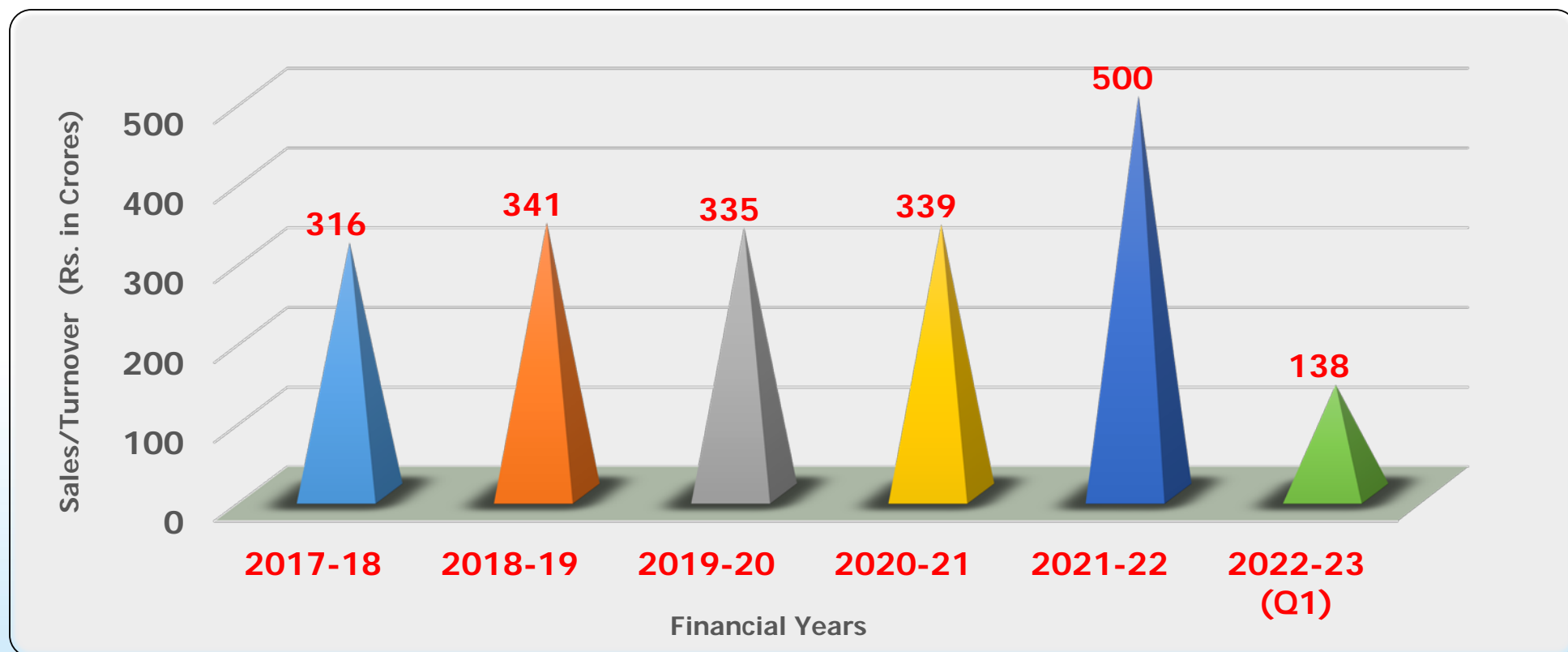
Financial Year	Installed Capacity Of Industries	Capacity Utilization Of Industries	Capacity Utilization Of Industries (%)	Capacity Utilization of GACL (%)
2017-18	38,79,903	32,41,897	84%	94%
2018-19	42,78,219	35,39,066	83%	105%
2019-20	45,44,494	36,05,608	79%	106%
2020-21	47,63,194	35,59,707	75%	101%
2021-22	47,63,194	37,66,621	79%	110%

Source: AMAI (Alkali Manufacturers Association of India)

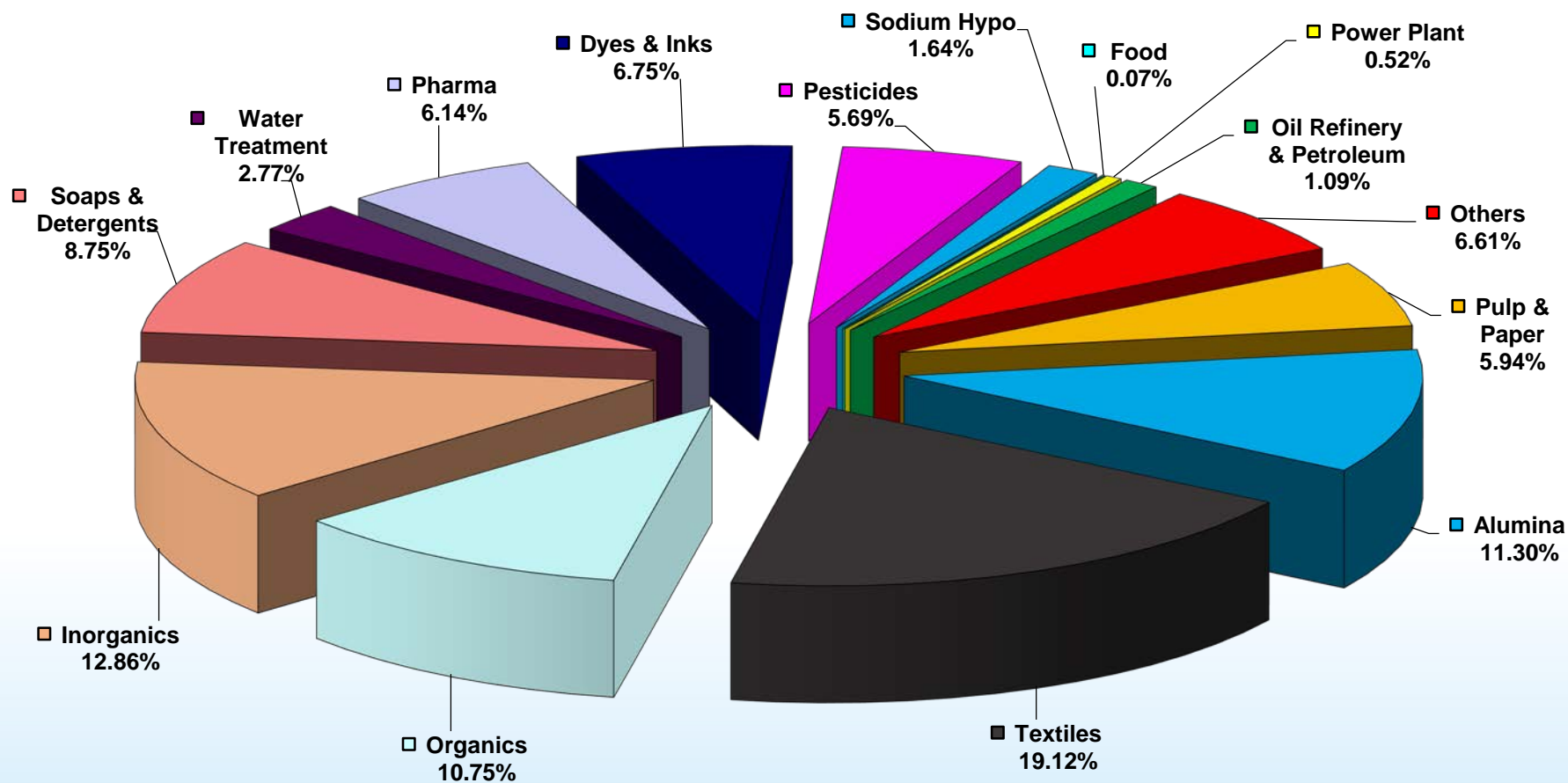
Export Earnings from major Products

(Rs. In Crores)

FINANCIAL YEAR	FY 2017-18	FY 2018-19	FY 2019-20	FY 2020-21	FY 2021-22	FY 2022-23 (Q1)
Export of various products by GACL	316	341	335	339	500	138



As On 30.06.2022



GACL- Strategic advantages

Land	Expansion at Dahej in 600 acres of land
Rail connectivity	Across boundary limits at Dahej Complex
Port connectivity	GCPL (Formerly known as GCPTCL) 4 km from Dahej Complex
Dealer network	Strong, with best companies
Clean power	171.45 MW Wind Power (Installed) 35 MW (AC) Solar park (Installed) 640 kW (AC) Floating Solar Power Plant at Dahej 220 kW (AC) Solar Rooftop Installations @ Dahej
Co-promoted companies	GCPL (Formerly known as GCPTCL) – Chemical Port at Dahej
	GIPCL – Power Company at Vadodara
	GNAL – A Joint Venture with NALCO for Caustic Soda Production
Product basket	Multiple products from basic Chemicals to value added chemicals
Customer proximity	Bulk Consumers situated in nearby area

Projects	Capacity	Cost (Rs. Crs.)	Progress Status as of 30.06.2022
CS New plant with Coal based Power plant (A JV with NALCO)	800 TPD + 130 MW	2300	CS Plant: Commissioned. Under stabilization. Power Plant: One unit commissioned and synchronized.
Chloromethanes Plant at Dahej	300 TPD	850	98.22% (Commissioning expected in August 2022)
CH-17 Tank Farm		80	99.67% (Ready for commissioning)
Hydrazine Hydrate	30 TPD	405.50	93.60% (Commissioning expected in August 2022)
Caustic Soda expansion at Dahej	525 TPD	550	93.20% (Commissioning expected in August 2022)
Phosphoric acid (New)	100 TPD	520	84.60% (Commissioning expected by February 2023)
Coal based power plant at Dahej	65 MW	325	Project is under hold.
Chlorotoluene Project at Dahej	90 TPD	350	Technology tie-up is under progress.
	Total...	5380.50	

Thank You

Disclaimer:

- The information herein is solely for informational purpose and may not be used or considered as an offer document or solicitation of offer to buy or sell or subscribe for securities or other financial instruments of the Company. The information contained herein is strictly confidential and meant solely for the selected recipient and may not be altered in any way, transmitted to, copied or distributed, in part or in whole, to any other person or to the media or reproduced in any form, without prior written consent of the Company.
- This presentation contains forward-looking statements which may be identified by their use of words contains “plans,” “expects,” “will,” “anticipates,” “believes,” “intends,” “projects,” “estimates” or other words of similar meaning. All statements that address expectations or projections about the future, including, but not limited to, statements about the strategy for growth, product development, market position, expenditures and financial results, are forward-looking statements.
- Forward-looking statements are based on certain assumptions and expectations of future events. The Company cannot guarantee that these assumptions and expectations are accurate or will be realized. The actual results, performance or achievements, could thus differ materially from those projected in any such forward-looking statements. The Company assume no responsibility to publicly amend, modify or revise any forward looking statements, on the basis of any subsequent developments, information or events, or otherwise.