

TEL : 0091- 217 - 2310824  
: 0091- 217 - 2451500  
FAX : 0091- 217 - 2451521  
E-MAIL : info@balajiamines.com  
WEBSITE : http://www.balajiamines.com

*Balaji*



ISO 45001:2018  
ISO 14001:2015  
ISO 9001:2015



www.tuv.com  
ID 9105038797

CIN : L24132MH1988PLC049387

**AMINES LIMITED**

*... A Speciality Chemical Company*

Regd. Off. : 'Balaji Towers' No. 9/1A/1,  
Hotgi Road, Aasara Chowk, Solapur - 413 224.  
Maharashtra. (India)

15<sup>th</sup> July, 2025

To,  
The General Manager-Department of  
Corporate Services,  
BSE Limited,  
Phiroze Jeejeebhoy Towers,  
Dalal Street, Mumbai - 400 001.

The Manager-Listing Department,  
National Stock Exchange of India Limited,  
"Exchange Plaza", 5<sup>th</sup> Floor,  
Plot No. C/1, G Block, Bandra-Kurla Complex,  
Bandra (East), Mumbai – 400 051.

**Scrip Code : 530999**

**Scrip Code : BALAMINES**

Dear Sir/Madam,

**Sub.: Notice of 37<sup>th</sup> Annual General Meeting and Annual Report for the Financial Year 2024-25**

Pursuant to Regulation 30 and 34(1) of the SEBI (Listing Obligations and Disclosure Requirements) Regulations, 2015, we are submitting herewith the 37<sup>th</sup> Annual Report of Balaji Amines Limited for the Financial Year 2024-25 along with the Notice convening the 37<sup>th</sup> Annual General Meeting ("AGM") scheduled to be held on Friday, 08<sup>th</sup> August, 2025 at 12:00 Noon (IST) through Video Conferencing ("VC")/ Other Audio Visual Means ("OAVM") in accordance with relevant circulars issued by the Ministry of Corporate Affairs and SEBI.

In compliance with the said circulars, the 37<sup>th</sup> Annual Report along with the Notice of AGM is being sent through electronic mode to those Members whose e-mail addresses are registered with the Company/Registrar and Transfer Agent of the Company/Depository Participants.

The 37<sup>th</sup> Annual Report 2024-25 along with the Notice of 37<sup>th</sup> AGM is also available on the website of the Company at <http://www.balajiamines.com/investor-relations.php>

Kindly take the above on record.

Thanking You,

Yours Faithfully,

**For Balaji Amines Limited**

**Abhijeet Kothadiya**  
**Company Secretary & Compliance Officer**

Encl.: a/a



Building for  
**Tomorrow**

Balaji Amines | Annual Report 2024-25



1,430  
Revenue (₹ in crore)

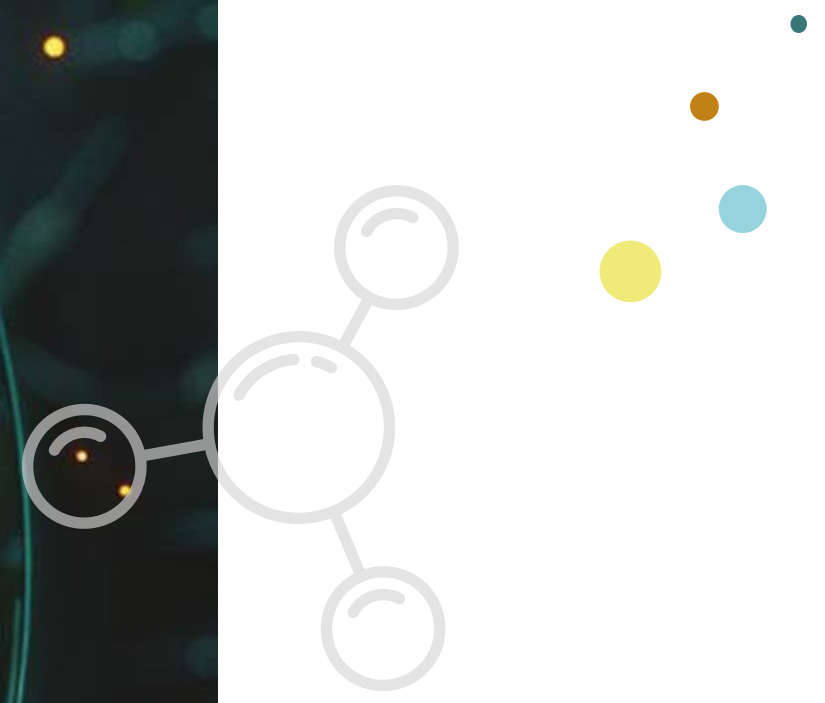
265  
EBITDA (₹ crore)

159  
Net Profit (₹ in crore)

## Content

1	Building for Tomorrow	28	Environmental, Social & Governance
6	Statement from the Chairman's desk	32	Board of Directors
8	About us	34	Management, Discussion & Analysis
16	Key Performance Indicator	48	Notice
18	Our Competitive edge	64	Directors' Report
20	Our manufacturing Infrastructure	84	Business Responsibility & Sustainability Report
22	Our offerings	120	Report on Corporate Governance
24	Strategic Pillars	150	Standalone Financial Statements
26	Risk Management	204	Consolidated Financial Statements

**DISCLAIMER**  
A STATEMENT MADE IN THE MANAGEMENT DISCUSSION AND ANALYSIS DESCRIBING THE COMPANY'S OBJECTIVES, PROJECTIONS, ESTIMATES, AND EXPECTATIONS MAY BE 'FORWARD-LOOKING STATEMENTS' WITHIN THE MEANING OF APPLICABLE LAWS AND REGULATIONS. ACTUAL RESULTS COULD DIFFER FROM THOSE EXPRESSED OR IMPLIED. IMPORTANT FACTORS THAT COULD MAKE A DIFFERENCE TO THE COMPANY'S OPERATIONS INCLUDE ECONOMIC CONDITIONS AFFECTING DEMAND, SUPPLY, AND PRICE CONDITIONS IN THE DOMESTIC AND OVERSEAS MARKETS IN WHICH THE COMPANY OPERATES, CHANGES IN GOVERNMENT REGULATIONS, TAX LAWS, OTHER STATUTES AND OTHER INCIDENTAL FACTORS. THESE FORWARD-LOOKING STATEMENTS REPRESENT ONLY THE COMPANY'S CURRENT INTENTIONS, BELIEFS OR EXPECTATIONS, AND ANY FORWARD-LOOKING STATEMENT SPEAKS ONLY AS OF THE DATE IT WAS MADE. THE COMPANY ASSUMES NO OBLIGATION TO REVISE OR UPDATE ANY FORWARD-LOOKING STATEMENTS, WHETHER BECAUSE OF NEW INFORMATION, FUTURE EVENTS, OR OTHERWISE.



India is on a transformative trajectory toward a US\$10 trillion economy by 2032—an ambition rooted in innovation, resilience, and inclusive growth. Realising this vision will require synchronised advancement across all economic levers.

Among them, the chemical industry stands out not only as a cornerstone of GDP contribution and industrial output but also as the quintessential platform that enables and accelerates growth in vital sectors such as pharmaceuticals, agrochemicals, automobiles, and renewable energy. Its catalytic role in supporting sectoral development underscores the industry's strategic relevance in building India's future.

At Balaji Amines, we are actively advancing import substitution, fostering self-reliance, and driving industrial innovation—playing a pivotal role in powering India's economic momentum and reinforcing its global competitiveness.

## We are Building for Tomorrow!



# Building today for a more resilient India of tomorrow.

As part of our commitment to building a more resilient and self-reliant India, we have commissioned a state-of-the-art Di Methyl Ether (DME) facility. This initiative reflects not only our dedication to clean energy innovation, but also our resolve to contribute meaningfully to the nation's energy independence and environmental stewardship. We stand ready to elevate India's energy landscape through the following avenues:

## 1 Reducing import dependence through strategic energy blending

We are actively collaborating with the Government of India to enable the blending of DME with Liquefied Petroleum Gas (LPG)—a step aligned with national goals of energy self-reliance. India imports majority of its LPG requirements, underscoring the need for indigenous alternatives. With the Bureau of Indian Standards (BIS) authorising up to 20% DME blending, our facility is strategically positioned to:

- Reduce import dependency
- Enhance domestic energy diversification
- Contribute to India's long-term energy security

## 2 Driving clean chemistry across consumer applications

Our DME facility will pave the way for a cleaner, greener alternative within the domestic aerosol segment. With its superior performance and low environmental footprint, DME enables:

- Displacement of traditional, high-emission propellants
- Acceleration of the transition to sustainable chemistry
- Market leadership in environmentally conscious innovation

## 3 Empowering sustainable practices across commercial sectors

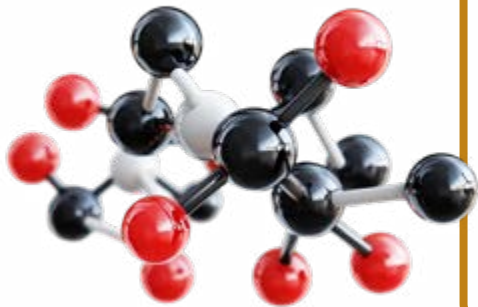
The commercial viability of DME extends across hospitality and industrial heating applications. Its adoption provides:

- A cost-effective, cleaner fuel
- Scalable impact on reducing carbon intensity across high-consumption sectors.

We have a **100,000 TPA** capacity, which we plan to operate at about **70% in the subsequent fiscal (FY27)**. This production scale equips us to support India's resilience goals by steadily replacing imports, enabling local substitution, and fuelling energy innovation.

# Building today for a future-ready India of tomorrow.

For India to continue a balanced progress to emerge as an economic superpower, it must cultivate strategic capabilities across industries critical to its long-term growth. In alignment with this vision, we are investing in scalable, innovation-driven platforms that will reduce import dependence, strengthen domestic supply chains, and catalyze growth in key sectors such as agriculture, healthcare, and advanced manufacturing.



## Our recognition

We pride ourselves on maintaining high-quality standards, as evidenced by our BIS Certification for Morpholine, making us the only BIS-certified manufacturer of Morpholine in India.

1

### ENABLING PHARMACEUTICAL AND INDUSTRIAL INDEPENDENCE

We are constructing a new N-Methyl Morpholine (NMM) plant (15 MT/day) at Unit IV, expected to be commissioned in FY 2025–26. Used widely as a solvent, catalyst, and reagent, NMM plays an essential role across

Pharmaceutical synthesis, Coating formulations and Industrial chemical processes. India's current reliance on imports highlights a capability gap. By localizing production, we aim to:

- Strengthen pharma supply chains
- Support indigenous manufacturing
- Foster innovation in high-value chemical intermediates

2

### BOOSTING AGRICULTURAL EFFICIENCY AND FOOD SECURITY

Our upcoming NBPT (2,500 TPA) facility, targeted for launch in FY2026, will support India's agricultural modernisation. As a critical additive used in urea-based fertilizers to inhibit urease activity, NBPT enables:

- Improved nitrogen use efficiency
- Reduced environmental impact
- Greater crop yields

With this plant, we not only fill a strategic import gap but also enhance the utilization of our N-Butylamine facility to 80%—driving operational efficiency and agritech alignment.

3

### PIONEER IN SPECIALTY IMPORT SUBSTITUTION

At Balaji Speciality Chemicals (BSCL), we are establishing a greenfield unit dedicated to producing high-value specialty chemicals, including:

- Hydrogen Cyanide
- Sodium Cyanide
- EDTA derivatives

These compounds are indispensable in pharmaceuticals, agrochemical, mining and water treatment. Their production requires stringent safety controls and process precision—areas where BSCL will pioneer domestic capabilities, positioning itself as a large domestic producer and reinforcing India's strategic chemical autonomy. This unit is slated for operation in FY2026.

4


### ENABLING ADVANCED INDUSTRIAL APPLICATIONS

BSCL is also undertaking a brownfield expansion to manufacture advanced Ethylene Diamine (EDA) derivatives, such as Piperazine, DETA (Diethylenetriamine), TETA (Triethylenetetramine) and AEP (Aminoethylpiperazine). Expected to go live in FY2026, this expansion will:

- Deepen India's high-performance chemical ecosystem
- Support sectors such as pharmaceuticals, oil exploration, personal care and electronics
- Elevate the value proposition of our portfolio through innovation and market relevance



Statement from the Chairman’s desk



With a future-oriented lens, we continuously recalibrate our product portfolio to align with evolving market dynamics, crafting a solution-driven offering that advances our long-term aspirations. Our commitment to innovation, coupled with robust research and development, enables us to deliver differentiated value while enhancing cost efficiencies and resource optimisation.

Dear shareholders,

For Balaji Amines, FY25 was defined by our ability to navigate significant global headwinds with determination and agility. In the face of economic volatility and shifting market dynamics, we have not only maintained momentum but also emerged stronger and more focused.

Your steadfast support and belief in Balaji Amines have been instrumental in this journey, serving as a source of strength as we met each challenge with resolve.

The year in retrospect

As we look back on the past financial year, Balaji Amines exhibited resilience and strategic discipline amid a complex and rapidly evolving global environment. The year was marked

by mixed demand dynamics, persistent pricing pressure across key product lines, and significant macroeconomic volatility. Within this backdrop, stable demand in the pharmaceutical segment provided a reliable foundation for our base volumes, offering consistency in an otherwise fluctuating marketplace.

The agrochemical segment, in contrast, remained volatile, with demand showing only marginal improvement toward the close of the year. In addition, China’s aggressive dumping practices presented considerable challenges, particularly impacting standalone products such as DMF and NMP, as well as operations within our subsidiary, Balaji Speciality Chemicals Limited.

Despite these headwinds and a year-on-year dip in overall performance, our financial results for the last quarter of FY25 revealed broad-based growth, supported by more favourable global economic indicators. These green shoots suggest a potential reversal in sectoral trends and affirm our readiness to capitalise on improving market conditions with agility and foresight.

Built for a promising tomorrow.

I am pleased to mention that the prevailing volatilities did not deter our conviction to better our prospects.

In November 2024, we successfully expanded Methylamines production capacity to 88,000 MT at Unit IV, enabling cost-efficient synthesis of Dimethylamine (DMA) and reinforcing operational scalability. Further advancing our sustainability agenda, we commissioned the first phase of our 8 MW DC solar power plant in April 2025. This initiative has already contributed to a substantial reduction in power costs across all facilities, marking a decisive step toward lowering our carbon footprint and enhancing energy resilience as a part of ESG compliances.

We have integrated advanced equipment into our existing DMC plant for producing Electronic Grade DMC. Commissioned in May 2025, this new line addresses rising demand from the EV battery segment. Furthermore, as India’s sole manufacturer of Electronic Grade DMC, we are well-positioned to unlock compelling growth opportunities in the evolving clean mobility ecosystem.

Moreover, we modified our existing Ethyl Amines plant at Unit I to manufacture Isopropyl Amines (MIPA/DIPA). This value-added product is a crucial input for the production of various pharmaceutical products. The plant’s capacity will be approximately 20-21 Tons per day. The plant is ready and will be commissioned upon receipt of Consent for Operations from MPCB.

Building for a brighter future

Our newly commissioned facilities are poised to accelerate growth in the current fiscal year and beyond. Complementing this momentum, we are advancing multiple capital projects, with most facilities scheduled to commence operations over the next few quarters. Notably, each plant will introduce high-value, differentiated products—where Balaji stands as either the sole domestic producer or among a select few—expanding our opportunity matrix and reinforcing our leadership in specialised chemistry.

Our subsidiary, Balaji Speciality Chemicals, is also developing a large-scale greenfield facility designed to produce import-substitute cyanide-based chemicals. This strategic move supports national self-reliance while unlocking new growth avenues. Phase 1 of the project is expected to be commissioned in FY26.

These are exciting times for Balaji Amines as every project, upon stabilisation, will make a decisive contribution to business growth and profitability.

Our optimism

India stands as the sixth-largest producer of chemicals globally and the third-largest in Asia, yet per capita chemical consumption remains strikingly low at US\$91, significantly below mature markets like the US and China, where consumption exceeds US\$1,200. This gap underscores the vast untapped potential within the Indian chemical industry.

The sector plays a pivotal role in India’s economic framework, contributing approximately 7% to the national GDP and accounting for nearly 14% of the Industrial Production Index (IIP). Beyond its economic significance, chemicals serve as foundational inputs across critical user industries, including pharmaceuticals, agrochemicals, and the automotive sector, thereby reinforcing their strategic relevance.

India is currently at an inflection point, poised to correct decades of structural under-consumption and recalibrate its industrial trajectory. This shift will be instrumental in sustaining the nation’s standing among the world’s fastest-growing major economies. As the country intensifies efforts to cement its position among the top three global economies, the chemicals sector is expected to witness robust and accelerating demand, driven by rising consumption, capacity augmentation and strategic import substitution.

Our overarching philosophy

At Balaji Amines, purpose is not just a guiding principle—it is the engine that drives every strategic initiative and investment. Through sustained focus on import substitution

Operations at the N-Butylamine plant in Unit IV commenced in January 2024 and are currently operating at 30–35% capacity. Despite partial utilisation, the plant has effectively curtailed imports for this product in India, meeting approximately 90–95% of the country’s domestic demand. This development underscores Balaji Amines’ role in strengthening self-reliance and supply chain resilience within the speciality chemicals segment.

and niche products with limited domestic competition, we actively contribute to strengthening India’s self-reliance and industrial capability.

With a future-oriented lens, we continuously recalibrate our portfolio to align with evolving market dynamics, crafting a solution-driven offering that advances our long-term aspirations. Our commitment to innovation, coupled with robust research and development, enables us to deliver differentiated value while enhancing cost efficiencies and resource optimisation. This purposeful approach underpins our foundation and propels us toward a future defined by impact, agility, and sustained value creation.

Building on this momentum, we aim to achieve an annual turnover of ₹3,000 crore within the next two years, subject to a return to realistic product pricing levels. To support this growth trajectory, we remain anchored in operational excellence and portfolio diversification, both critical pillars of strategic resilience and market leadership.

Acknowledgements and Closing Statements

As we close this chapter, I extend my heartfelt gratitude to our valued shareholders for your unwavering trust in Balaji Amines Limited. Your continued confidence fuels our pursuit of ambitious growth and long-term value creation. I also wish to acknowledge the relentless dedication of our employees—their resilience, commitment, and hard work remain the backbone of our success.

To our esteemed customers, suppliers, partners, and regulatory bodies, we are deeply thankful for your enduring collaboration and support. As we move forward, we remain steadfast in our commitment to delivering sustained value to all our stakeholders and to navigating evolving market complexities with clarity, agility, and conviction.

Warm regards,  
**Ande Prathap Reddy**  
Executive Chairman

About us

# Balaji Amines – an Epitome of Self-reliant India

Balaji Amines is a pioneering Indian chemical company specialising in aliphatic amines and speciality fine chemicals. Established in 1988, it has grown into a trusted name for industries like pharmaceuticals, agrochemicals, and electric vehicles. Known for its indigenous manufacturing technology, the Company plays a vital role in reducing India’s import dependency on critical chemicals.

With a strong focus on innovation and sustainability, Balaji Amines produces essential compounds like methylamines, ethylamines, and acetonitrile, serving both domestic and global markets. Its commitment to self-reliance and quality has made it a key player in India’s chemical sector, contributing to industrial growth while maintaining high environmental and safety standards.

Balaji Amines has built a strong presence in core chemical segments, supporting key industrial applications. Under the leadership of Mr. A. Prathap Reddy, Executive Chairman, the Company focused on innovation and sustainable growth.

- The Company manufactures key chemical intermediates, which are vital inputs for industries like pharmaceuticals, agrochemicals, corrosion control, rubber chemicals, solvents, resins and more.
- Certified under ISO 9001, ISO 14001, and ISO 45001, the Company adheres to global standards in quality, environmental management, and occupational safety.
- Balaji Amines has implemented backwards integration to enhance cost control, raw material availability, and operational efficiency across its product lines.
- BAL operates with a zero-debt financial structure, ensuring fiscal discipline and operational independence.
- A significant share of revenue comes from exports to regulated markets, including Europe, the USA, and Japan, underscoring BAL’s global credibility.
- The Company remains focused on capacity expansion, sustainable practices, and high-purity chemical solutions to support its long-term growth strategy.



**Vision / Mission**

Maintaining our integrity in the market and excelling in all the sectors by providing quality products to our customers.

Focus on high-value derivatives and speciality chemicals with an aim to move up the value chain with vertical integration.

Develop new indigenous technology for manufacturing new products in India for the first time, leading to a lowering in manufacturing costs and improvement in return ratios.



**Values**

Innovating new production techniques to amplify our services, maintaining our integrity in the market and excelling in all the sectors we set our foot in are our core set of values. We abide by them and aim to continue our legacy with integrity.

One of our top priorities is to provide safety and top-notch care to our employees and develop a healthy work culture for all of them in an environment where each stakeholder is performing with excellence.

**Excellence Indicators**

40+

Product Basket

2,86,000 MTPA

Installed Capacity

50+

Countries

65+

International Clients



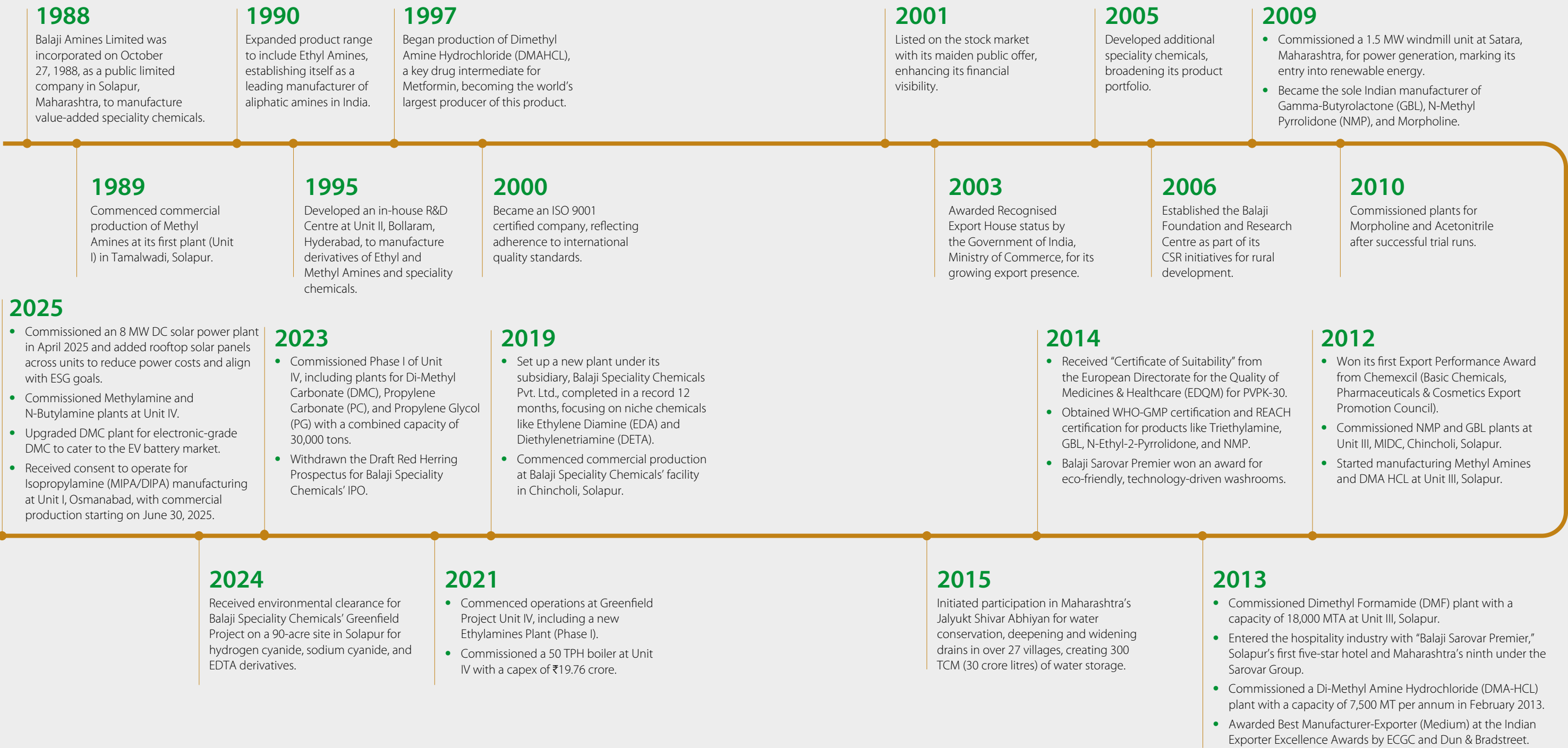
**Sectoral Leadership**

- 1 Largest manufacturer of aliphatic amines in India
- 2 Largest producer of methylamines in India
- 3 Only in India to develop an indigenous technology to manufacture amines
- 4 An exclusive manufacturer of a range of speciality chemicals



Our Journey

From a Domestic Amine Producer  
to an **Export-driven Innovator**





Our global presence

Trust of Global Clients Across  
**Continents for Precision,  
Purity, Compliance  
and Reliability**



Argentina	Australia	Bahrain	Bangladesh	Belgium
Brazil	Canada	China	Columbia	Costa Rica
Denmark	Egypt	Finland	France	Germany
Guatemala	India	Indonesia	Ireland	Israel
Italy	Japan	Korea	Kuwait	Mexico
Morocco	Malaysia	Poland	Norway	Netherlands
Oman	Pakistan	Peru	Philippines	Qatar
Russia	Saudi Arabia	Singapore	South Africa	Spain
Sri Lanka	Switzerland	Taiwan	Thailand	Turkey
The UK	Ukraine	The US	Venezuela	Vietnam



Our Awards & Recognitions

Matter of Pride, Honour  
& Joy and Validation of  
**Collective Quality Effort**

For Balaji Amines

**"Rasayan Udyog Shri" award:** Balaji Amines Limited was honoured with this award by the Indian Chemical Society at its centennial celebration in Mumbai on January 28, 2025. Chairman Shri A. Pratap Reddy received the award.

**Winner at the India Risk Management Awards 2024:** CNBC TV-18 has recognised BAL with this award in the Environment, Social, and Governance (ESG) awards aimed to raise awareness and promote sustainable, responsible business operations. Mr. G. Hemant Reddy accepted the award for BAL. Managing Director D. Ram Reddy shared that their key raw materials are used in products such

as medicines, animal feed, agricultural chemicals, water purification, rubber processing, textiles, paints, and oil and gas. The company exports to over 50 countries, thanks to the efforts of management and staff.

**BIS Certification for Morpholine:** Unit I and Unit III of Balaji Amines successfully achieved BIS Certification for Morpholine. This certification reinforces the company's commitment to quality standards and positions it as the only BIS-certified Morpholine manufacturer in India.



For Balaji Sarovar Premiere

**"International Tourism & Hospitality Award For The Best Hotel/Resort Of Maharashtra 2024":** The Hotel Critics and Bloggers Association awarded the hotel's Managing Director, Mr. Ram Reddy, and General Manager, Mr. Brijesh Singh, in recognition of their exceptional hospitality and service.

Mahatma Award as "International Tourism & Hospitality Award for the Best Managing Director (Hospitality) of

Maharashtra 2024": This award was presented to Mr. D. Ram Reddy. As it's specified as a "2024" award in documents published within FY25, it was likely received during this fiscal year.

Tripadvisor & Travellers Choice Awards 2024: Balaji Sarovar Premiere was recognised with the 1<sup>st</sup> place on Tripadvisor and received the Travellers Choice Awards in 2024.

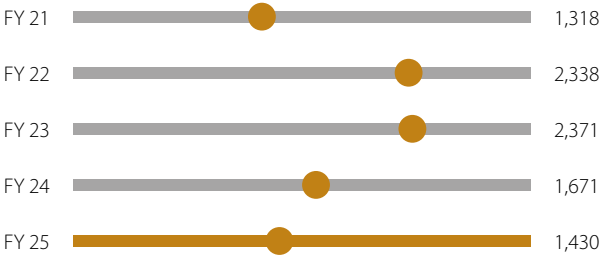


Key Performance Indicator

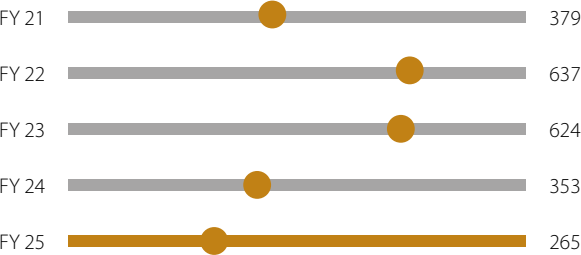
Balaji Amines —  
an Epitome of  
Self-reliant India

Balaji Amines is a pioneering Indian chemical company specialising in aliphatic amines and speciality fine chemicals. Established in 1988, it has grown into a trusted name for industries like pharmaceuticals, agrochemicals, and electric vehicles. Known for its indigenous manufacturing technology, the Company plays a vital role in reducing India’s import dependency on critical chemicals.

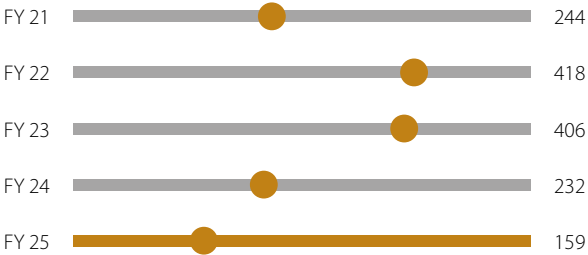
Revenue  
(₹ crore)



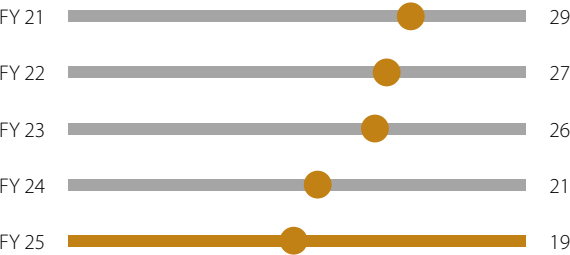
EBITDA  
(₹ crore)



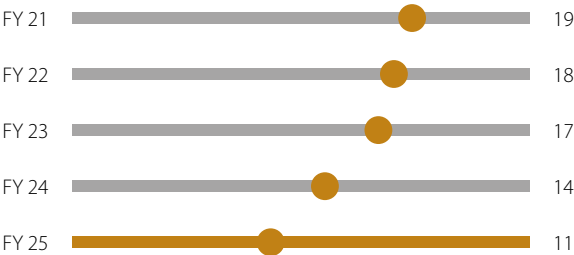
PAT  
(₹ crore)




EBITDA Margin  
(%)



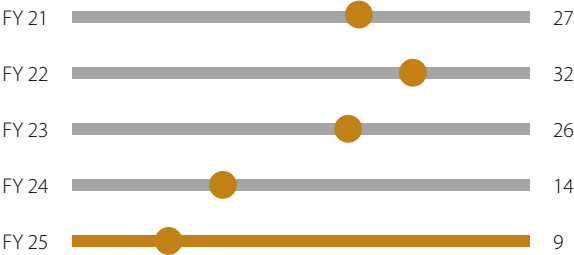
PAT Margin  
(%)



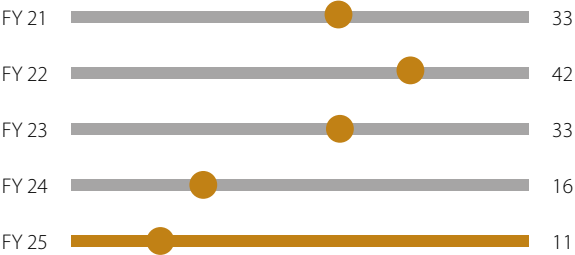
Net Worth  
(₹ crore)



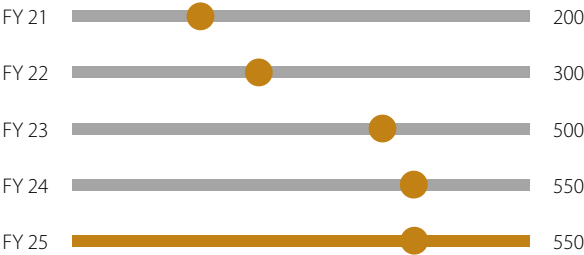
Return on Equity (RoE)  
(%)



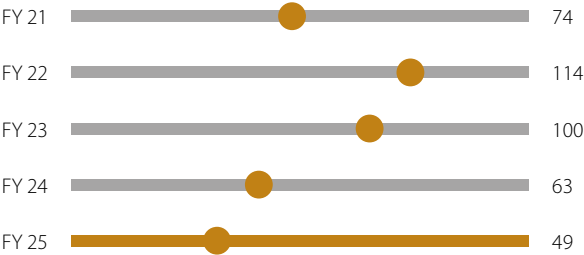
Return on Capital Employed (RoCE)  
(%)



Dividend Payout  
(%)



Earnings Per Share  
(₹)



Competitive edge

# Our differentiators

Balaji Amines Limited possesses several competitive edges that position it strongly within the chemical industry, stemming from its strategic focus, technological capabilities, diversified product portfolio, and strong financial management.



### Market Leadership and Unique Positioning

- Balaji Amines is the largest manufacturer of Aliphatic Amines in India.
- The company is the only manufacturer of Dimethyl Carbonate (DMC) in India.
- It is the only BIS-certified Morpholine manufacturer in India for Units I and III, reinforcing its quality standards.
- Balaji Speciality Chemicals Limited, a subsidiary, manufactures several chemicals that are import-substitute products, making BSCL the sole manufacturer of these products in India.



### Significant Barriers to New Entrants Characterise the Industry

- The Aliphatic Amines industry involves complex manufacturing that requires high technical expertise, with niche products and lengthy approval processes.
- Environmental and safety regulations, along with specialised logistics, limit new entrants and reduce import threats.
- End-users prefer working with a few reliable local suppliers for safety reasons.
- Continuous processes offer efficiency advantages but increase complexity, demanding high R&D for product innovation that cannot be easily replicated.
- BAL's high fixed costs and 1.5-2x asset turnover enable lower per-unit costs, higher revenue, and market dominance through full capacity utilisation. These factors ensure long-term profitability.



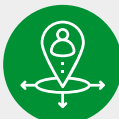
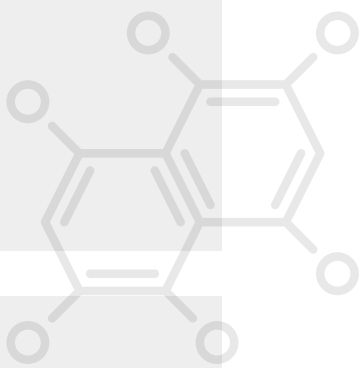
### Technological Advancement and Indigenous Know-How

- The Company is the only one to develop an indigenous technology for manufacturing amines.
- Its new Methylamines plant at Unit IV features the latest technology, providing a significant cost advantage over competitors. This new technology enables the production of single Di-Methyl Amine (DMA) without generating other methylamine products, catering specifically to high demand.
- The Company is upgrading its Acetonitrile (ACN) plant with new technology to achieve better margins and produce higher-quality products, such as HPLC-grade.




### Diversified and High-Value Product Portfolio

Balaji Amines boasts a diverse product portfolio with over 40 different offerings. This includes a wide range of Amines, Amine Derivatives, and speciality chemicals, catering to various industrial applications and customer needs. The Company's extensive product lineup reflects its commitment to innovation and quality in the chemical manufacturing sector.



### Extensive Geographical Presence

BAL's strategic manufacturing footprint and global supply chain ensure unmatched market responsiveness, cost-efficient logistics, and risk diversification. With strategically located plants and exports to 50+ countries, contributing 12.80% of the total revenue, the Company leverages regional advantages—proximity to raw materials, ports, and demand hubs—to deliver reliable supply, competitive pricing, and resilience against local disruptions.



### Financial Strength

The Company has maintained a zero-debt status on a standalone basis, showcasing its strong financial discipline. By the end of the year, the cash flow on a standalone basis has also increased to ₹224 crore. This prudent approach enhances its creditworthiness and provides greater flexibility for future investments and growth opportunities.



### Strategic Manufacturing Infrastructure

The Company operates four manufacturing facilities strategically located near Solapur and Hyderabad, which allows for efficient distribution and quick response times to regional markets. This strategic positioning provides the company with a competitive advantage by reducing logistics costs and enhancing supply chain reliability.



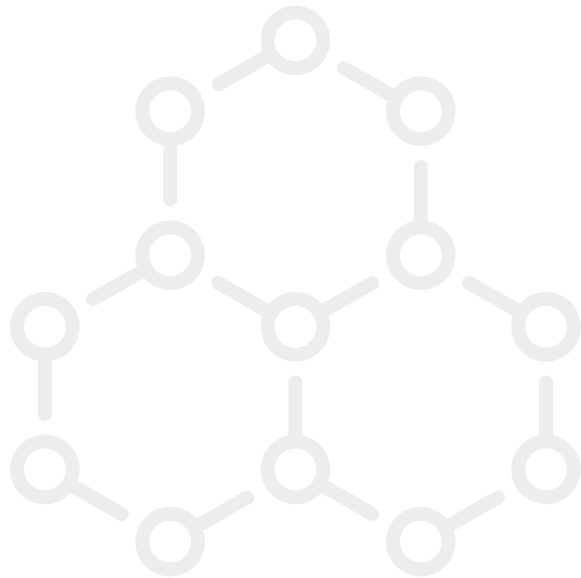
### Sustainable operation

- The commissioning of the first phase of the 8-megawatt DC (6 MW AC) solar power plant in April 2025 will substantially reduce power costs across all plants and lower the carbon footprint, aligning with ESG commitments.
- The Company has Zero Liquid Discharge facilities, demonstrating its commitment to environmental sustainability by minimising water waste and pollution.



Our manufacturing Infrastructure

State-of-the-art, Equipped  
with the Latest DCS –  
**Technology and Zero  
Liquid Discharge.**



Unit I: Solapur



**Key products:**  
Methylamines, Ethylamines, Isopropylamines (MIPA/DIPA),  
and derivatives like Dimethyl acetamide, Dimethyl urea,  
Choline Chloride, etc.

67,250 MTPA  
Total capacity

Solar Power Plant



8 MW DC 6 MW AC Solar power plant with Open Access  
system power generated will be adjusted in our other Units  
- saving energy costs and complies with ESG declarations

8 MW DC 6 MW AC  
Solar power capacity

Unit III: Solapur



**Key products:**  
Dimethyl Formamide (DMF), Morpholine, Acetonitrile,  
PVPK, Methylamines, DMAHCL, GBL, NMP.

1,39,750 MTPA  
Total capacity

Unit IV: Solapur



**Key products:**  
Ethylamines, Methylamines, N-Butylamine, Dimethyl  
Carbonate (DMC), Propylene Carbonate (PC), Propylene  
Glycol (PG), Dimethyl Ether (DME), N-Methyl Morpholine  
(NMM).

2,09,000 MTPA  
Total capacity

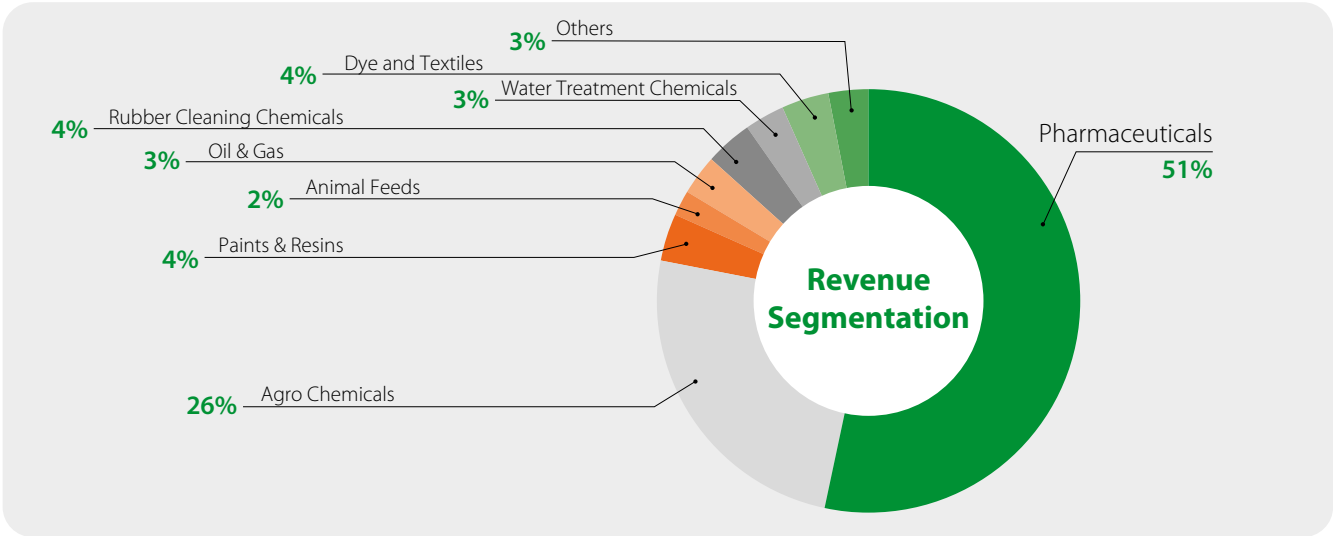
Our offerings

International Quality,  
Broad-spectrum  
**Locally-sourced,  
Vertically-integrated.**



	Amines	Amine derivatives	Speciality Chemicals
Description	<ul style="list-style-type: none"><li>Aliphatic Amines find increasing consumption and applications in a chemically mature industry such as India, Europe, US, China and Japan</li><li>The Aliphatic Amines industry is expected to grow at a CAGR of 5%-7%</li></ul>	<ul style="list-style-type: none"><li>Amine Derivatives are used to make further salts and other complex chemical Intermediates and API's</li><li>In derivatives, Di-Methyl Amine Hydrochloride (DMA HCL) is one of BAL's key product offerings</li></ul>	<ul style="list-style-type: none"><li>Relatively small and fast-growing segment</li><li>Single-largest cluster within the speciality chemicals space</li></ul>
Products	<ul style="list-style-type: none"><li>Mono Methyl Amine (MMA)</li><li>Di-Methyl Amine (DMA)</li><li>Tri-Methyl Amine (TMA)</li><li>Mono-Ethyl Amine (MEA)</li><li>Di-Ethyl Amine (DEA)</li><li>Tri-Ethyl Amine (TEA)</li><li>Di-Methyl Amino Ethanol (DMAE)</li><li>Di-Ethyl Amino Ethanol (DEAE)</li><li>N Butyl Amine</li></ul>	<ul style="list-style-type: none"><li>Mono-Methyl Amine Hydrochloride (MMA HCL)</li><li>Di-Methyl Amine Hydrochloride (DMA HCL)</li><li>Tri-Methyl Amine Hydrochloride (TMA HCL)</li><li>Mono-Ethyl Amine Hydrochloride (MEA HCL)</li><li>Di-Ethyl Amine Hydrochloride (DEA HCL)</li><li>Tri-Ethyl Amine Hydrochloride (TEA HCL)</li><li>Di-Methyl Acetamide (DMAC)</li><li>Di-Methyl Urea (DMU)</li><li>Choline Chloride</li></ul>	<ul style="list-style-type: none"><li>Morpholine</li><li>Acetonitrile (ACN)</li><li>Dimethylformamide (DMF)</li><li>N-Ethyl-2-Pyrrolidone (NEP)</li><li>2-Pyrrolidone (2-P)</li><li>Gamma Butyrolactone</li><li>N-Methyl-Pyrrolidone (NMP)</li><li>Pharmapure Povidone (PVP K30 &amp; PVP K25)</li><li>Dimethyl Carbonate (DMC)</li><li>Propylene Glycol (PG) Technical &amp; Food Grade</li><li>Propylene Carbonate (PC)</li></ul>

	Amines	Amine derivatives	Speciality Chemicals
Applications	<ul style="list-style-type: none"><li>Pharma</li><li>Agro</li><li>Photographic chemicals</li><li>Rocket fuel</li><li>Dyestuff intermediates</li><li>Rubber chemicals, etc</li></ul>	<ul style="list-style-type: none"><li>Pharma</li><li>Pesticides</li><li>Performance chemicals</li><li>Speciality chemicals</li><li>Animal/poultry feed additives etc.</li></ul>	<ul style="list-style-type: none"><li>Production of Water Treatment chemicals and pesticide formulations</li><li>Fuel Additives and Battery Chemicals</li><li>Solvents across industries like pharmaceuticals, petrochemicals, dyes, Agro and paint industries</li><li>Formulations and Intermediates in pharmaceuticals</li><li>Lubricant Manufacturing</li></ul>





Strategic Pillars

Curated  
Growth Formulas

Balaji Amines is a pioneering Indian chemical company specialising in aliphatic amines and speciality fine chemicals. Established in 1988, it has grown into a trusted name for industries like pharmaceuticals, agrochemicals, and electric vehicles. Known for its indigenous manufacturing technology, the Company plays a vital role in reducing India’s import dependency on critical chemicals.

Our approach embodies our commitment to integrated offerings and R&D-led business diversification, thereby solidifying our position in our business space.

The Company’s robust roadmap focuses on growth through significant capacity expansion, product portfolio diversification, technological advancement, and enhanced operational efficiency. Its roadmap is anchored in a comprehensive five-pronged approach.





**1. Capacity expansion**

Balaji Amines remains focused on phased capacity expansion across key product lines. This progressive approach enables the Company to steadily broaden its market presence while allowing flexibility to fine-tune operations, adapt offerings, and respond to evolving market dynamics. Importantly, initial phases begin contributing returns even as subsequent stages are being developed, reinforcing a self-sustaining growth model.



**2. Product Diversification**

Balaji Amines is not merely a story of numbers—it is a narrative deeply rooted in India's industrial evolution. Since its inception, the Company has remained committed to developing products that were previously absent from domestic manufacturing. This distinctive strategy continues to shape its trajectory. While capacity enhancement boosts the output of established products, capacity creation broadens the portfolio with pioneering additions, reinforcing its role as a catalyst for India’s manufacturing self-reliance.



**3. Cost Optimisation**

Cost optimization remains a cornerstone of Balaji Amines’ sustained success. This strategic focus stems from its ability to engineer proprietary technologies for pioneering products, enabling highly efficient and cost-effective manufacturing. Continuous process refinement further improves operational efficiency and product yield. Additionally, phased capacity expansions unlock economies of scale, driving optimal absorption of fixed costs. Together, these levers empower the Company to maintain cost leadership and sustain a strong competitive edge over imported alternatives.



**4. Financial Leverage**

Balaji Amines has adopted a prudent capital allocation strategy, starting with modest investments and scaling up rapidly. This disciplined approach ensures minimal upfront capital outlay for new projects. As operations commence and begin generating cash flows, the Company reinvests liquidity into expanding capacities and developing new products and technologies. This self-funded growth model has strengthened long-term prospects while maintaining a low debt-to-equity ratio, underscoring its commitment to financial strength and sustainable expansion.



**5. Environmental Stewardship**

While driving industrial progress remains a core priority for Balaji Amines, environmental management is deeply embedded in its operational philosophy. The Company’s manufacturing facilities adhere to Zero-Liquid Discharge standards, ensuring sustainable water usage. Significant investments in renewable energy further advance its commitment to reducing carbon emissions. In addition, Balaji Amines continually upgrades its systems and processes to optimise raw material and utility consumption, reflecting a proactive approach to environmental responsibility.

Risk Management

# Shield that Protects and Compass that Guides

Risk is not merely a factor in business; it is an integral, unavoidable force. At Balaji Amines, we do not just acknowledge this truth—we actively embrace it with a proactive, strategic commitment to risk management.

While complete elimination of risk remains elusive, our robust framework ensures that potential threats are systematically reduced, expertly avoided, prudently retained, or strategically shared. Our dedicated Risk Management Committee maintains vigilant oversight, constantly reviewing and refining the effectiveness of our risk management plan. This is not just about mitigation; It is about building an agile, resilient enterprise poised for sustainable success.



Risk		Mitigation measures
	<b>Demand Risk</b> Subdued demand and pricing pressure in the domestic and international markets could impact the Company's profitability.	Over half of the Company's revenue is driven by its Pharmaceutical segment, which continues to demonstrate robust and sustained growth. With the ongoing expansion of its product portfolio, the Company is well-positioned to unlock new opportunities and accelerate its growth trajectory in the years ahead.
	<b>Profit Risk</b> Reducing profits and profitability is an increasing concern for stakeholders.	The Company has experienced profit headwinds over the past two years, mainly due to sluggish demand and depressed prices across traditional user sectors. Additionally, higher project-related costs have weighed on profitability. However, a strategic inflection point is emerging. The recently installed solar facility is expected to substantially reduce energy costs. Meanwhile, key projects slated for commissioning within the current year are set to start contributing revenue within 12–18 months after commissioning. These ventures will also generate value-added products, further improving margins and boosting overall business profitability.
	<b>Competition Risk</b> Dumping of products by competing nations would impact business sustainability.	The Company is distinguished by its niche capability in developing proprietary technologies in-house, enabling cost-effective production of high-quality products. Its strategic focus on manufacturing items traditionally imported into India reflects a strong commitment to national self-reliance. Additionally, global trade measures—such as anti-dumping actions by the US and Europe against Chinese products—are unlocking new export opportunities for Balaji Amines. The Company also proactively engages with the Government to advocate for anti-dumping duties, ensuring a level playing field and safeguarding against unfair competition.
	<b>Finance Risk</b> The Company would require substantial cash for funding its multiple capital projects, which could impact business operations.	Balaji Amines is financing its capital projects entirely through internal accruals, thereby sidestepping the burden of debt servicing and interest obligations. Its consistently low debt-equity ratio and strong credit rating underscore robust financial discipline and position the Company favourably for future external funding, if required. Furthermore, the Company has adopted a phased execution strategy, designed to generate incremental cash flows that will sustainably support subsequent project investments.
	<b>Environment Risk</b> Being in the chemicals sector, the Company must be very conscious of minimising the environmental impact of its operations.	Environmental stewardship is integral to the Company's operational ethos. Its manufacturing facilities operate with Zero-Liquid Discharge systems, ensuring sustainable resource management. Across all units, rigorous safety and compliance protocols are maintained, supported by ISO 14001:201 certification. In a further step toward ESG alignment, the Company commissioned an 8 MW DC solar plant in April 2025, significantly advancing its commitment to reducing carbon emissions and fostering responsible industrial growth.
	<b>People Risk</b> Attrition of intellectual capital from the Company could impact business operations and the achievement of its business goals.	Recruitment policies are streamlined with proper balancing of fresh hands at every level of the organization by enabling them for career development with skill development by providing appropriate training and retaining practices



Environmental, Social & Governance

# Responsible Growth Sustainable Value Creation

At BAL, ESG is woven into our DNA, transforming sustainability from obligation to opportunity. Through green processes, safer chemistries, and empowered communities, we're redefining responsible manufacturing. Every metric tracks progress, proving that ethical operations and growth can co-exist in building a cleaner future.

At Balaji Amines, ESG isn't a peripheral initiative—it's embedded in the fabric of our corporate DNA. Ethical innovation guides every decision we make, from advancing green chemistry solutions to championing inclusive and high-impact CSR initiatives. Our approach moves beyond compliance, positioning responsible business practices as a sustainable competitive advantage.

Climate Action as Strategic Imperative

Responding to evolving stakeholder expectations, we've institutionalised climate leadership through a robust net-zero roadmap. This strategy unites operational agility with environmental responsibility, proving that financial performance and planetary stewardship are mutually reinforcing. Our phased decarbonisation efforts are driven by data, discipline, and a commitment to scalable transformation.

Integrated ESG Performance Across Verticals

Measurable ESG integration across our business verticals fuels long-term value creation. We treat ethical operations not just as a moral imperative, but as a strategic enabler of resilience and relevance in a shifting global landscape. By converting sustainability challenges into levers for innovation, we are redefining industry benchmarks and accelerating leadership in the chemical sector.



## Environmental Stewardship

Balaji Amines is committed to advancing environmentally responsible growth by embedding ESG principles across its operations. The Company actively integrates sustainability into its core business strategy, prioritising carbon footprint reduction, resource efficiency, and compliance with global environmental standards.



Renewable Energy Transition: Solar Power Deployment

In alignment with its decarbonisation goals and ESG roadmap, Balaji Amines initiated the first phase of its 8 MW DC (6 MW AC) solar power plant, as part of a broader 20 MW Greenfield Solar Power project near MIDC, Solapur/Chincholi, Maharashtra. This initiative contributes to clean energy sourcing, significantly lowering power costs across facilities while enhancing energy self-sufficiency through captive consumption.

Water Stewardship: Zero Liquid Discharge (ZLD) Facilities

Demonstrating rigorous environmental responsibility, Balaji Amines maintains Zero Liquid Discharge systems across its manufacturing units. This practice ensures that all liquid waste is treated and recycled internally, eliminating discharge into natural ecosystems and reinforcing high standards in water conservation and pollution control.

Effluent Management & Waste-Water Optimisation

The Company utilises advanced wastewater treatment technologies and process optimisation methods to minimise effluent production. Through ongoing monitoring and strict adherence to environmental benchmarks, Balaji Amines safeguards ecological integrity while reinforcing operational sustainability.

Circular Resource Utilisation

Balaji Amines promotes a culture of circularity—championing the reduction, reuse, and recycling of materials throughout its operations. By adopting sustainable resource strategies and involving stakeholders, the Company reinforces its commitment to environmental preservation and sustained ESG value creation.

Environmental Clearances

All new projects, including the ₹750 crore greenfield project of its subsidiary Balaji Speciality Chemicals Limited (BSCL), have received necessary environmental clearances. New plants, such as the Isopropyl Amines facility, also undergo rigorous pollution control and permit requirements.



# Social Responsibility

The Company actively engages in community development and upholds high standards for its products and operations:

## Corporate Social Responsibility (CSR) Initiatives

Throughout FY2024-25, Balaji Amines has undertaken various community-focused initiatives:

- **Education:** Donated a bus to Punyashlok Ahilyadevi Holkar Solapur University, constructed classrooms at multiple schools in Solapur and Nizamabad (e.g., RR Patil School, Baburao Patil Vidhyalay, Loknete Shankarrao Mohite Patil Madhyamik High School, ZPHS Chengal School).
- **Sanitation:** Constructed toilet blocks at various locations to improve sanitation and hygiene facilities for the community. These locations include Bhatke Vimukth Vikas Pratishthan Yamgarwadi, Z. P. Primary Centre School, Londhewadi, and Indira Kale Prashala.
- **Health & Welfare:** Distributed sanitary napkin incinerators and vending machines to healthcare facilities and community centres to promote hygiene and environmental awareness, aiming to reduce waste and improve sanitation standards across the region.
- **Other Community Support:** Distributed helmets to the Highway Safety Squad, handed out SSC Board Exam Books, supplied MPSC & UPSC competitive examination books to a public library, and sponsored a tennis player. Additionally, they planned future initiatives to further promote safety, education, and sportsmanship within the community.



# Governance

Balaji Amines operates with a focus on strong governance, strategic financial management, and transparency:

## Experienced Management Team

Balaji Amines is guided by a robust governance framework anchored by seasoned leadership. The Company's strategic direction is shaped by the expertise and oversight of its senior management team, led by:

**Mr. A. Prathap Reddy, Executive Chairman**

**Mr. D. Ram Reddy, Managing Director**

**Mr. N. Rajeshwar Reddy, Whole time Director**

**Mr. A. Srinivas Reddy, Director & CFO**

Together, they bring decades of industry experience and specialised knowledge in key areas such as project commissioning, operational management, supply chain logistics, and commercial execution. Their leadership reinforces the Company's commitment to transparency, ethical decision-making, and long-term stakeholder value creation. Under their stewardship, Balaji Amines continues to demonstrate operational discipline, regulatory compliance, and strong corporate governance standards.

## Board Structure

Balaji Amines upholds a rigorous governance framework through a well-balanced Board of Directors comprising eight members, strategically blending executive leadership with independent oversight. This composition fosters diverse perspectives, objective decision-making, and effective stewardship.

The Board operates in full compliance with Section 149 of the Companies Act, 2013, and SEBI Listing Obligations and Disclosure Requirements (LODR), reinforcing the Company's commitment to regulatory integrity and ethical practices.

To uphold transparency and ensure continued effectiveness, annual evaluations are conducted to assess the Board's performance, strategic contributions, independence, and conflict-free judgment, as well as committee functionality and operational alignment.

This governance structure serves as a foundational pillar for strategic decision-making, risk management, and stakeholder protection, underscoring Balaji Amines' pledge to accountability, ethical leadership, and long-term value creation.

## Ethical Business Practices

Balaji Amines upholds a principled governance framework anchored in ethical business conduct, transparency, and

board accountability. Its governance model aligns with the highest regulatory benchmarks, including the Companies Act, 2013, and SEBI Listing Regulations, ensuring sustained compliance and integrity in all corporate activities.

The Board comprises a majority of independent directors, each bound by a rigorous Code of Conduct that prioritises honesty, integrity, and the proactive avoidance of conflicts of interest. This ethical architecture serves as a cornerstone for decision-making that reflects fairness and fiduciary responsibility.

To strengthen corporate oversight, Balaji Amines has institutionalised key governance policies, including:

- A Whistleblower Policy that ensures safe, confidential reporting of unethical practices, promoting a speak-up culture across the organisation.
- A Related Party Transactions Policy is monitored by the Audit Committee, designed to identify and mitigate potential risks, ensuring that all transactions uphold shareholder value and remain free from undue influence.

Collectively, these measures reflect Balaji Amines' unwavering commitment to protecting stakeholder interests and embedding integrity into every layer of its governance ecosystem.

## Diversity and Inclusion

Balaji Amines embeds diversity and inclusion as integral components of its governance philosophy, strengthening board effectiveness and aligning with regulatory mandates. In accordance with the SEBI Listing Regulations, the Company's Board composition reflects a deliberate blend of professional expertise, gender representation, and independent judgment.

Key aspects of the Board's diversity framework include:

- Representation from varied disciplines such as finance, legal, technical, and management, enhancing the depth of strategic insight and risk oversight
- Inclusion of at least one woman director, reinforcing the Company's commitment to gender balance in leadership
- A strong presence of independent directors, upholding objectivity and accountability in governance processes

This multidimensional approach ensures that strategic decisions are informed by broad, inclusive perspectives, contributing to resilient governance and long-term value creation for all stakeholders.



Board of Directors

Distinguished assembly of  
**thought leaders**



**Mr. Ande Prathap Reddy**  
*Executive Chairman*

- Civil Engineer by Education.
- incorporated BAL in 1988
- BAL's continuing success is a testimony to his entrepreneurial skills.
- His vision has made BAL today as one of the leading players in the chemical industry.



**Mr. Dundurapu Ram Reddy**  
*Managing Director*

- 38 years of experience across various businesses.
- Focused on establishing customer and supplier relationship with leading buyers and suppliers
- Responsible for the supply chain, sales and marketing
- Has been awarded the Lifetime Achievement Award from Punyashlok Ahilyadevi Holkar Solapur University in July'24



**Mr. Rajeshwar Reddy Nomula**  
*Whole-time Director*

- Commerce Graduate having over 48 years of experience across industries
- Instrumental in project commissioning with indigenous approach to improve return profile
- Responsible for operations in Solapur



**Mr. Ande Srinivas Reddy**  
*Whole-time Director & CFO*

- Post Graduate in Computer Science and completed Executive Management Programme at ISB Hyderabad.
- More than 28 years experience in multiple Project Management Roles
- He is presently responsible for projects



**Dr. Uma Rajiv Pradhan**  
*Independent Director*

- Master of Surgery degree in Ophthalmology from Shivaji University, Kolhapur
- Fellow of the College of Physicians and Surgeons, Bombay
- More than 30 years of experience as a practicing eye surgeon



**Mr. Adabala Seshagiri Rao**  
*Independent Director*

- Mr. Adabala Seshagiri Rao served at Union Bank of India from 2001 to 2020
- Certified Associate of the Indian Institute of Bankers (CAIIB) with expertise in Retail Banking, accredited by the Institute of Banking & Finance
- Bachelor's degree in Science and a Bachelor's degree in Law from Andhra University
- More than 35 years of experience in Business Development, General Administration, and Banking and Financial Services



**Mr. Mohan Kumar Ramakrishna**  
*Independent Director*

- Master's degree in Commerce and a Master's degree in Law from Osmania University
- More than 30 years of experience in taxation and finance
- Partner at SK & SK Associates in Hyderabad



**Dr. Suhasini Yatin Shah**  
*Independent Director*

- Post-Graduate Diploma in Medico-Legal Systems from the Symbiosis Centre of Health Care, Pune,
- Bachelor's degree in Law, Medicine, and Surgery from Shivaji University, Kolhapur
- 25 years of experience as the Head of the Legal Department at Precision Camshafts Limited

# Management **Discussion & Analysis**







GLOBAL ECONOMY

‘A Critical Juncture amid Policy Shifts’

The year 2024 represented not merely a phase of economic activity but a testament to global resilience amid a convergence of unprecedented forces. Rather than following a straight forward path to recovery, the global economy navigated a complex landscape shaped by persistent inflationary pressures, cautious policy responses from central banks, rising geopolitical tensions, and the early yet transformative emergence of artificial intelligence. This period also witnessed sharply diverging macroeconomic narratives across regions, with adaptability emerging as the paramount currency.

In 2024, global economic growth settled into a more moderate yet resilient pattern. Although initial forecasts suggested a sharper slowdown, the global economy largely exceeded expectations, demonstrating a surprising capacity to absorb and withstand external shocks. The International Monetary Fund (IMF) has projected a global GDP growth rate of approximately 3.3%, marginally ahead of the 2023 growth rate.

Inflationary Trends and Global Trade Dynamics:

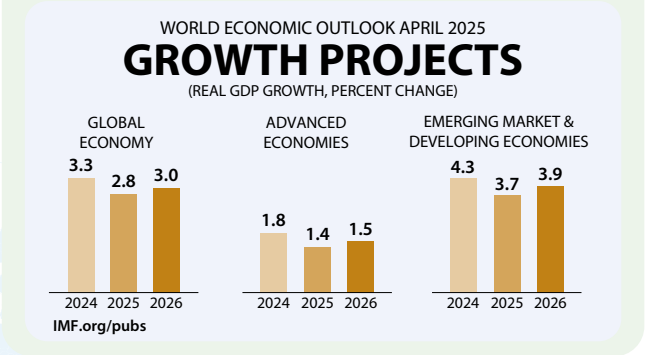
The battle against inflation – central to the economic narrative of 2022 and 2023–continued along a complex path in 2024. While global headline inflation generally trended downward, decreasing to an estimated 5.9% from 6.8% in 2023, the underlying (core) inflation decline proved to be more gradual and persistent. This persistence was particularly evident in the services sector, where tight labour markets sustained price pressures. In response, Central banks – having undergone an aggressive tightening cycle, began cautiously shifting towards monetary easing in the latter half of 2024.

Global trade in 2024 painted a nuanced picture, shaped by the enduring momentum of globalisation and the rising pressures of geoeconomic fragmentation. While merchandise trade growth remained subdued compared to pre-pandemic levels, it exhibited signs of stabilisation

following a challenging 2023. Services trade, particularly in digitally delivered services, continued to exhibit robust growth, underscoring the evolving character of global commerce.

**Outlook:** The global economy, already navigating heightened challenges, has encountered a fresh wave of uncertainty. The International Monetary Fund (IMF) had initially projected stable, albeit modest, global growth through 2024 and extending into 2025. However, this outlook has been substantially disturbed by recent policy adjustments, most notably a series of new tariff measures instituted by the United States and corresponding retaliatory actions from its trading partners.

Revisions to the projections for 2025 indicate a downward adjustment to 2.8% and for 2026, to 3%. This represents a notable decline from the previously forecasted 3.3% for both years as of January 2025. Such adjustments underscore the significant influence that trade friction and policy uncertainty exert on global economic activity.



Sources:  
<https://www.imf.org/en/Publications/WEO>  
[https://www.oecd.org/en/publications/2025/03/oecd-economic-outlook-interim-report-march-2025\\_47a36021.html](https://www.oecd.org/en/publications/2025/03/oecd-economic-outlook-interim-report-march-2025_47a36021.html)

INDIAN ECONOMY

‘A Symphony of Growth and Resilience’

As we reflect on the fiscal year 2025, India stands at a pivotal juncture, not merely as an emerging economy but as a dynamic force confidently charting its course amidst a complex global landscape. India has surpassed Japan to become the world's fourth-largest economy, with its GDP reaching US\$4 trillion. This ascent underscores India's robust economic momentum and its increasing influence on the global stage.

This year has been a testament to India's inherent resilience and strategic pursuit of transformative growth, driven by a powerful confluence of demographic advantage, digital innovation, and a strong commitment to foundational development.

Recognised as the fastest-growing major economy globally, India continued its expansion in FY25. The projected GDP growth for the year stands at 6.5%, a decline from the 9.2% recorded in the previous year. Government expenditure on infrastructure principally supported this performance, while robust domestic demand, particularly from private consumption, played a significant role in achieving this outcome. The financial sector remained stable, with healthy credit growth bolstering economic activity across various segments.

India's key differentiator lies in its unparalleled demographic dividend and its rapid adoption of digital technologies. With the world's largest young workforce, India possesses an inherent innovation, entrepreneurship, and consumption advantage.

The IIP (Index of Industrial Production) registered a sluggish expansion of 3.9% on a year-on-year basis, hindered by the weaker performance of the manufacturing sector. On

the fiscal front, Goods and Services Tax (GST) collections exceeded ₹22.08 lakh crore, reflecting a 9.4% year-on-year increase—a sign of growing formalisation and improved compliance. Simultaneously, net direct tax collections rose by 13.57%, further strengthening the fiscal position.

India appeared poised to achieve its fiscal deficit target of 4.8% of GDP in FY25, driven by strong economic growth. India's forex reserves increased to an all-time high of US\$638.69 billion at the end of February 2025.

Macroeconomic Stability and Global Integration:

Foreign Direct Investment (FDI) inflows revived strongly, reaching US\$55.6 billion in FY25, signalling renewed investor confidence. The inclusion of India in the JP Morgan EM Bond Index is anticipated to attract additional capital flows, further strengthening the investment landscape.

Inflationary pressures eased, particularly driven by a decline in food prices, supported by favourable agricultural output. The Reserve Bank of India (RBI) forecasts Consumer Price Index (CPI) inflation for FY 2025-26 to be around 4.0%, with quarterly estimates indicating a stable trajectory.

India's external trade performance remains a pillar of strength. Net services and remittance receipts are expected to continue showing a significant surplus, effectively offsetting the merchandise trade deficit. This strong performance and careful management have resulted in healthy foreign exchange reserves, standing at approximately USD 676.3 billion as of 4 April 2025, providing nearly 11 months of import cover and enhancing the nation's external sector resilience.



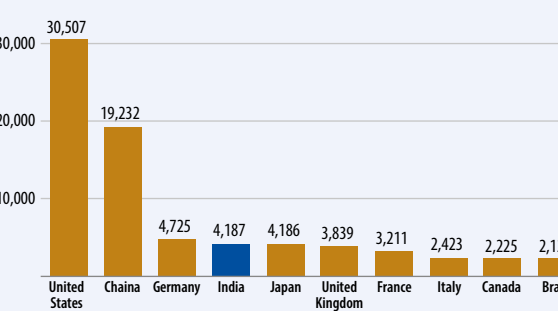


**Outlook:** Entering FY26, the Indian economy is projected to sustain its growth trajectory, with the IMF forecasting a 6.3% expansion. This continued momentum is expected to be driven by sustained domestic demand and ongoing government reforms. The focus on capital expenditure is anticipated to continue, further boosting infrastructure development and creating a conducive environment for private investment. While global economic conditions and trade tensions will remain key factors to monitor, India's strong fundamentals and proactive policy measures are expected to ensure a stable and progressive economic landscape.

With the global economy navigating policy shifts and India poised for steady growth, sectors rooted in innovation and essential applications—like speciality chemicals—are expected to see sustained momentum. Rising domestic demand, global supply chain realignment, and government support offer a favourable backdrop for this segment.

**Top 10 Largest Economies In the World 2025 (Projections)**

Till 2024, India was the 5th largest economy in the world, but in the ongoing year it is expected to become the fourth largest, as per the latest IMF predictions



TOI GDP numbers is US dollar billions • Source: IMF World Economic Outlook April 2025



Sources:  
<https://www.thehindu.com/business/Economy/imfs-april-outlook-projects-india-to-become-fourth-largest-in-2025/article69545213.ece>  
<https://timesofindia.indiatimes.com/business/india-business/explained-in-charts-india-to-become-4th-largest-world-economy-soon-whats-the-road-ahead-to-no-3-spot/articleshow/121418460.cms>  
<https://economictimes.indiatimes.com/news/economy/finance/net-direct-tax-collections-rise-13-57-year-on-year-for-fy25/articleshow/120623355.cms?from=mdr>  
<https://economictimes.indiatimes.com/news/economy/indicators/indias-forex-reserves-reach-676-3-billion-ensuring-11-month-import-cover-sanjay-malhotra/articleshow/120115398.cms?from=mdr>



**SPECIALITY CHEMICALS**

**‘Resilient Demand Amid Global and Domestic Tailwinds’**

These chemicals are also referred to as speciality or effect chemicals and are extensively utilised as components in finished products to enhance the manufacturing process. These chemicals may consist of single-chemical entities or formulations that yield high-value chemicals essential for consumer products. In contrast to commodity chemicals, speciality chemicals are produced in comparatively smaller volumes. As a result, they have applications across a diverse array of industry sectors, including chemicals, agriculture, automotive, aerospace, pharmaceuticals, and food and beverage (F&B). Speciality chemicals, also known as performance chemicals, are sold based on their performance or function, rather than their composition.



**GLOBAL SPECIALITY CHEMICAL INDUSTRY**

Speciality chemicals are utilised across nearly every industrial sector. Among the end-use industries, more than half of the globally produced specialty chemicals are allocated to four primary sectors: food and beverages, personal care (soap, cleaning, and cosmetics), construction, and electrical and electronics. The market is projected to demonstrate considerable growth potential in emerging markets in the forthcoming years, driven by industrialisation and the emergence of consumer-oriented economies.

In terms of category-specific growth, various segments of specialty chemicals, such as specialty coatings, electronic chemicals, nutraceuticals, flavours and fragrances, and the organic personal care market, are anticipated to witness rapid expansion due to an optimistic outlook for their respective end-use markets.

The global speciality chemicals market was valued at USD 641.5 billion in 2023 and is anticipated to witness a compounded annual growth rate (CAGR) of 5.2% from

**5.2%**  
CAGR from  
2024 to 2030

**US\$ 641.5 b**  
Global speciality chemicals  
market valued in 2023

2024 to 2030. This is attributed to the growing demand for construction, water treatment, and electronics chemicals, along with technological advancements and trade liberalisation advancements.

Additional growth drivers include rising demand for pharmaceutical ingredients, food and feed additives, and flavours and fragrances.

The demand for flavouring agents has increased as processed food and beverages have become more popular in developed nations. Further, rising customer preference for novel flavours and fragrances in food products is estimated to contribute to the market growth.

Source: <https://www.grandviewresearch.com/industry-analysis/specialty-chemicals-market>







INDIAN SPECIALITY CHEMICAL INDUSTRY

The Indian speciality chemicals industry is entering a transformative phase, and is well-positioned for considerable growth as it strives to satisfy the increasing domestic and international demand.

Backed by a strong foundation, the sector is poised to become a critical pillar of India’s economic growth.

Historically regarded as a relatively modest segment within the broader chemicals industry, specialty chemicals have swiftly evolved to represent approximately 20% of the total chemicals market in India. This segment has emerged as a crucial driver of industrial growth, functioning as a foundational pillar for various sectors, including pharmaceuticals, agrochemicals, textiles, and consumer products.

India is emerging as a global hub for speciality chemical manufacturing, reflecting its expanding capabilities and strategic importance.


As China’s competitive advantage in the global speciality chemicals industry diminishes due to escalating labour costs and more stringent environmental regulations, India stands to benefit from this transition. India’s cost efficiency and supportive government policies present a substantial opportunity for participants in the speciality chemicals sector to seize a larger market share. As multinational corporations progressively endeavour to diversify their supply chains beyond China, India emerges as a persuasive alternative. This worldwide realignment is propelled not only by geopolitical transformations but also by an increasing focus on risk mitigation, supply chain resilience, and cost efficiency.

Additionally, India’s demographic advantage, characterised by a youthful and expanding labour force and low manufacturing labour costs, positions the country favourably for deeper integration into Global Value Chains (GVC).

Furthermore, favourable policy reforms pertaining to labour and land acquisition, along with initiatives such as the Production Linked Incentive (PLI) scheme and the Remission of Duties or Taxes on Export Products (RoDTEP), further enhance India’s attractiveness for manufacturing investments.

In response to these trends, Indian speciality chemical companies are ramping up capacity expansion and innovation investments. The sector is witnessing unprecedented levels of capital expenditure, robust revenue growth, and a surge in market valuations, which indicate confidence in its long-term potential.

With a reputation for strong technical expertise and the ability to deliver high-quality, customised solutions at scale, Indian manufacturers are fast becoming preferred partners for global players across a wide range of industries.



Growth Outlook and Emerging Opportunities

The specialty chemicals sector is anticipated to contribute significantly to the growth of exports. This sector has demonstrated a consistent growth rate of approximately 5% over the preceding four years. India is likely to maintain its status as a net exporter within this sector, driven by agrochemicals, dyes and pigments, cosmetics and personal care products, as well as food ingredient chemicals, which collectively comprise roughly 80% of India’s total speciality chemical exports.

The speciality chemicals market in India was valued at US\$33.5 billion in 2023 and is expected to reach US\$61.5 billion by 2029, growing at a CAGR of 10.7% during the forecast period. Growth trajectories are expected to differ across segments, with electronic sector chemicals, including semiconductors and IC process chemicals, poised for robust expansion due to surging demand for electronic devices such as smartphones and wearables.


Conversely, sectors such as emission-control catalysts and lubricating oil additives are projected to experience stagnant or declining growth as the energy sector transitions away from fossil fuels. The diminishing significance of internal combustion engines, coupled with the rise of electric vehicles (EVs) and renewable energy sources, will lead to a decline in demand for these products.

Sustainability and digitalisation serve as pivotal forces in reshaping the industry landscape. Organisations are directing investments towards environmentally friendly speciality chemicals in alignment with regulatory mandates and consumer preferences for sustainable products. The digital transformation associated with Industry 4.0 enhances operational efficiency and stimulates demand for electronic chemicals and advanced polymers.

Sources

[https://www.chemicalmarket.net/featured/detail/propelling-india-s-speciality-chemicals-industry-into-the-global-spotlight#:~:text=With%20an%20estimated%20market%20size%20of%20\\$220,to%20reach%20\\$300%20billion%20by%20FY%202025.&text=The%20Indian%20speciality%20chemicals%20industry%20is%20on,and%20increasing%20investments%20in%20capacity%20and%20innovation.](https://www.chemicalmarket.net/featured/detail/propelling-india-s-speciality-chemicals-industry-into-the-global-spotlight#:~:text=With%20an%20estimated%20market%20size%20of%20$220,to%20reach%20$300%20billion%20by%20FY%202025.&text=The%20Indian%20speciality%20chemicals%20industry%20is%20on,and%20increasing%20investments%20in%20capacity%20and%20innovation.)  
<https://www.ey.com/content/dam/ey-unified-site/ey-com/en-in/industries/chemicals/documents/ey-catalyzing-india-s-chemicals-and-petrochemicals-strategies-for-global-integration-and-growth.pdf>

Despite these opportunities, the industry must navigate raw material supply challenges and price volatility, necessitating agile sourcing and robust supplier networks.



The chemical industry is on a high

The chemical industry, currently valued at around US\$250 billion, aims to grow to US\$300 billion by 2025 and US\$383 billion by 2030, doubling its global industry share to 6%. By 2040, it targets a market size of US\$1 trillion, supported by a CAGR of 9.3%.

Source: EY





INDIAN AMINE SPACE

Amines are nitrogen-based organic compounds utilised as intermediates in various end-user industries. They are derived from ammonia by substituting one or more hydrogen atoms with alkyl or aryl groups. They play a critical role as intermediaries in numerous industrial applications, including pharmaceuticals, agrochemicals, water treatment, personal care products, and gas treatment solutions. India is among the leading producers of several key amines, such as ethylamines, methylamines, and ethanolamines.

Aliphatic amines are highly versatile chemicals used extensively in various industries like agrochemicals, pharmaceuticals, rubber, plastics, dyes, textiles, cosmetics, and metals. They act as intermediates, solvents, rubber accelerators, catalysts, emulsifiers, synthetic cutting fluids, corrosion inhibitors, and flotation agents. Key end-user sectors for aliphatic amines include pharmaceuticals, Active Pharmaceutical Ingredients (API), agrochemicals, explosives, and water treatment. The pharmaceutical industry is the largest consumer of alkyl amines.

**Outlook:** The Amines Market is projected to grow at a CAGR of 7.8% from 2024 to 2030 and is expected to reach US\$23.5 billion by 2030.



Growth Drivers

- **Pharmaceutical Industry:** Amines are crucial raw materials and intermediates in the synthesis and manufacturing of drugs. The robust growth of India's pharmaceutical sector, including its strong export performance and expanding Contract Development and Manufacturing Organisation (CDMO) segment, directly drives demand for amines.
- **Agrochemicals:** Amines are essential for producing a wide range of agrochemicals like pesticides, herbicides, and fertilisers, which are crucial for crop protection and maintaining yields. The modernisation of India's agriculture sector continues to boost demand.
- **Personal Care and Cosmetics:** Increasing disposable incomes and growing awareness about personal care products in India drive the demand for amines used as surfactants, emulsifiers, and other ingredients in cosmetics, toiletries, soaps, and detergents.

- **Construction and Infrastructure:** Amines are utilised in the construction industry for epoxy resins, coatings, adhesives, and flooring materials. India's rapid urbanisation and infrastructure development projects generate demand for these compounds.
- **Water Treatment:** Amines are vital in water treatment processes, including industrial boiler systems. Growing concerns about water quality and the need for efficient treatment solutions contribute to market expansion.
- **Automotive and Electronics:** Amines find applications in automotive fuel additives, lubricants, coatings, and in the production of electronic components like semiconductors and printed circuit boards. The expansion of these sectors further supports demand.

<https://www.industryarc.com/Research/amines-market-research-503242>



Opportunities

**Rising Domestic Demand and Consumption:** India's large, growing population, increasing disposable income, and urbanisation drive robust demand for chemicals across sectors like agriculture, textiles, automotive, pharma, and consumer goods. Speciality chemicals, particularly, are seeing significant growth driven by global and domestic demand in various end-use industries.

**Global Supply Chain Shifts and "China+1" Strategy:** Geopolitical factors and rising costs in China are prompting a "China+1" strategy, making India an attractive alternative for global chemical manufacturing. Government initiatives like PLI schemes and PCPIRs further enhance India's appeal as a manufacturing hub.

**Government Support and Policy Initiatives:** The Indian government actively supports the chemical sector through policies like the PLI scheme, development of PCPIRs, "Make in India," and reduced import duties, aiming to boost domestic production, attract FDI, and improve global competitiveness.

Threats

**Dependence on Imported Raw Materials and Price Volatility:** India heavily relies on imported raw materials like petrochemicals, exposing the industry to global price fluctuations, supply chain disruptions, and geopolitical risks. This reliance impacts profitability and highlights the need for backward integration.

**Stringent Environmental Regulations and Sustainability Concerns:** The chemical industry faces strict environmental regulations globally and domestically. Compliance, especially for SMEs, is costly and challenging, requiring significant investment in pollution control and sustainable practices. Non-compliance can lead to penalties and trade barriers.

**Global Competition and Technological Gap:** Indian chemical companies face intense competition from global players, particularly lower-cost producers. There's also a technological gap in adopting advanced manufacturing processes compared to international leaders, hindering efficiency, innovation, and overall competitiveness.

ABOUT THE COMPANY

Founded in 1988, Balaji Amines is a leading Indian manufacturer of Aliphatic Amines, their derivatives, speciality chemicals, and pharma excipients.

The Company produces a wide range of derivatives and downstream products, serving the pharmaceutical and pesticide industries without being constrained by user-specific requirements.

Balaji Amines offers a diversified portfolio of over 40 products, catering primarily to the pharmaceutical and pesticide industries, without being limited to user-specific customisation.

Balaji Amines operates four world-class, fully automated manufacturing facilities in Maharashtra and Telangana. Its commitment to innovation is backed by state-of-the-art R&D labs, driving continual product development.

With a strong track record of enduring relationships, the Company serves a distinguished clientele, including many of India's top-tier companies. It also has a robust international presence, exporting to over 50 countries worldwide. Key export destinations include the U.S., UK, Argentina, Latin America, Canada, Israel, Australia, Bangladesh, Germany, Italy, Egypt, and South Africa.





FINANCIAL PERFORMANCE

(COMMENTARY BASED ON CONSOLIDATED FINANCIALS)

Balaji Amines Limited experienced a challenging financial year in FY251. On a consolidated basis, revenue from operations decreased by 14% to ₹1,430 crore from ₹1,671 crore in FY24. EBITDA saw a 25% decline to ₹265 crore, with PAT falling by 31% to ₹159 crore. Consolidated EBITDA margin was 19% (down from 21%), and PAT margin was 11% (down from 14%). This drop was primarily due to an increase in input costs, pricing pressure, and global uncertainty. The Cash Flow from Operations also decreased to ₹255 crore in FY25 from ₹334 crore in FY24.

Networth stood at ₹2,018 crore as on March 31, 2025, against ₹1,893 crore as on March 31, 2024. Total debt stood at ₹11 crore as on March 31, 2025, resulting in a debt-equity ratio of practically zero as on the same day.

With an improving business environment, steady realisation and new projects expected to commence operations in FY26, the Company expects to improve its financial performance going forward.

Key Ratio	FY25	FY24	Change (%)	Explanation for Change (if >25%)
Current Ratio	7.26	6.70	8%	
Debtors Turnover	4.70	4.71	0%	
Inventory Turnover	4.98	5.57	-10%	
Debt-Equity Ratio	0.01	0.01	-0%	
Interest Coverage Ratio	58.66	47.81	23%	
Operating Profit Margin (%)	15.53	18.76	-17%	
Net Profit Margin (%)	11.35	14.15	-20%	
Return on Net Worth (%)	8.11	12.94	-37%	Decrease in Sales & Profits

Particulars	FY 2025		FY 2024		Growth (%)
	Quantity (MT)	Amount (₹ in lakh)	Quantity (MT)	Amount (₹ in lakh)	
Aliphatic Amines	30,847	40,404	31,462	42,994	-1.95
Speciality Chemicals	33,056	45,134	27,654	44,647	19.53
Derivatives of Amines	34,183	38,224	37,479	41,621	-8.79
Total	98,086	1,23,762	96,595	1,29,262	1.54

Growth % is in Qty (MT)

INTERNAL CONTROL SYSTEMS AND THEIR ADEQUACY

The Board of Directors is confident in the company's internal control system. A dedicated team supports all operational areas, and business processes are continuously reviewed for risks, efficiency, and compliance with all relevant laws and regulations.

ERP and business process MIS systems are closely monitored to ensure the integrity of financial reporting. Internal Auditor and Cost Auditor regularly review these systems to meet internal control standards. Their findings are then reported to the Audit Committee and Board of Directors, ensuring all compliance requirements are current.



EXPANSION PLANS

**Methylamines:** The new plant at Unit IV was commissioned on 10 November 2024.

**Solar Power Plant:** The First phase of the 8 MW DC (6 MW AC) Solar Power Plant was commissioned on April 2, 2025. This will substantially reduce the power bills of all plants, in line with our commitment to Carbon emission reduction under our ESG declarations.

**Electronic Grade Di Methyl Carbonate (DMC):** The existing DMC plant has been upgraded with new equipment, and the plant has been commissioned. Trial runs have been conducted, and the Electronic Grade DMC has been produced and accepted by prospective customers. The Plant was declared commissioned successfully on 28<sup>th</sup> May, 2025.

**Di Methyl Ether:** The plant is currently under construction and is expected to be commissioned in FY26.

**N-Methyl Morpholine(NMM):** The NMM plant with a capacity of 15 MT/Day is currently being constructed at Unit IV. Most equipment has been ordered, and civil works are underway. The plant is expected to be commissioned during the Financial Year 2025-26.

**Iso Propyl Amine:** The company has modified the existing Ethyl Amines plant at Unit-I to make it suitable for producing Iso Propyl Amines (MIPA/DIPA). The plant's capacity will be around 20 to 21 tonnes per day. Most of the existing equipment from the Ethyl Amines plant is being kept. The plant is expected to be commissioned after obtaining the Consent for Operations from MPCB.

The company has undertaken a project to upgrade technology and increase the capacity of the existing ACN plant to 60 MT per day at Unit-III MIDC, Chincholi. The detailed engineering and procurement of critical, long-lead-time equipment are underway, and the plant is expected to be commissioned during FY 2026-27.





HOTEL DIVISION

Balaji Amines has diversified into the hospitality sector by launching a 129-key hotel in Solapur, operated under the Sarovar Group. Solapur serves as a prominent tourist destination due to its proximity to renowned pilgrimage and heritage sites such as Pandharpur, Tuljapur, Siddheshwar Temple, Ganagapur, Bijapur, and Akkalkot, attracting visitors year-round.

Spread over approximately three acres, the Balaji Sarovar Premier Hotel provides a blend of luxury, comfort, and exceptional service. Designed to meet the needs of pilgrims, tourists, and business travellers, the hotel serves as an ideal venue for large-scale meetings, prestigious corporate gatherings, and social events.

Hotel: With an average occupancy rate of 80%, the property consistently yields a strong and stable revenue stream. To address the growing demand for room accommodation, the Company plans to expand its capacity. Based on findings from the structural stability assessment, the existing structure on the South side of the building can safely accommodate an additional 40 rooms. The estimated cost for this phase of expansion is approximately ₹30–35 crore. The project will be taken up after necessary approvals are obtained.



BALAJI SPECIALITY CHEMICALS LTD (BSCL),  
OUR SUBSIDIARY

Balaji Speciality Chemicals Ltd (BSCL) is a significant subsidiary of Balaji Amines Limited, which holds a 55% stake. Incorporated in 2010, BSCL was established to produce niche specialty chemicals that primarily function as import substitutes for the Indian market. The company commenced its commercial operations in June 2019 from its state-of-the-art manufacturing facility in Solapur, Maharashtra, boasting an installed capacity of 30,000 MTPA.

BSCL is recognised as the sole domestic manufacturer of several critical chemicals in India, including Ethylenediamine (EDA), Piperazine Anhydrous (PIP), Amino Ethyl Piperazine (AEP), Amino Ethyl Ethanol Amines (AEEA), and Diethylene Triamine (DETA). These products are vital for various end-user industries, particularly pharmaceuticals, agrochemicals, and other speciality chemical applications. The company's EDA and DETA products are REACH certified, facilitating their export to the European Union and other international markets. BSCL has established a global customer base of over 250 clients.

BSCL has ambitious expansion plans, including a new greenfield project to manufacture products such as Hydrogen Cyanide (HCN) and Sodium Cyanide (NaCN), which will involve a substantial investment of approximately ₹750 crore. This expansion aims to strengthen its position further as a key player in import substitution and meet the growing demands of various sectors, including the pharmaceutical, agricultural, polymer, and coatings industries. BSCL's commitment to producing high-margin, import-substitute products, along with its strong financial profile backed by its parent company, Balaji Amines, positions it for continued growth and market leadership in the Indian speciality chemicals sector.



HUMAN RESOURCES

(MATERIAL DEVELOPMENTS IN HUMAN RESOURCES / INDUSTRIAL RELATIONS)

Balaji Amines strongly emphasises training, rewarding, and retaining employees, who are regarded as the organisation's most valuable asset. Their consistent contributions have been integral to the company's sustained growth and success. Each team is encouraged and empowered to nurture leadership, foster a culture of inclusion and belonging, and leverage available talent to create meaningful opportunities. This approach enhances communication, promotes collaboration, and drives overall productivity.

Employee well-being remains a top priority for the Company. The Human Resources team is dedicated to ensuring every employee's safety, health, and holistic development. Balaji Amines supports its workforce in achieving operational excellence by aligning its efforts with the Company's strategic objectives. Employees are appropriately recognised and rewarded for their performance and contributions towards advancing business goals. As of 31<sup>st</sup> March 2025, the Company had a total workforce of 1169 members.



RISK MANAGEMENT

Business risks are becoming increasingly complex and dynamic due to the rapid evolution of global and domestic macroeconomic and microeconomic environments. Recognising these shifts, Balaji has established a robust and adaptable risk management framework to identify, analyse, and effectively mitigate business risks. The Company's Enterprise Risk Management (ERM) strategy forms a key foundation for enhancing its preparedness against external uncertainties and challenges.

This strategy entails a thorough evaluation of the Enterprise Risk Matrix, organised by functional areas, which clearly defines all risk factors. The Risk Management Committee and senior leadership continuously monitor emerging risks and changing scenarios. Based on their assessments, detailed mitigation plans are developed and subsequently implemented by the respective functional heads.

These functional leaders are well-trained to recognise risks relevant to their domains and to implement appropriate mitigation measures, ensuring that organisational objectives remain intact and business goals are consistently met.





# NOTICE

Notice is hereby given that the 37<sup>th</sup> Annual General Meeting of Balaji Amines Limited will be held on Friday, 8<sup>th</sup> August, 2025 at 12:00 Noon IST through Video Conference ("VC")/ Other Audio-Visual Means ("OAVM") facility to transact the following business:

**ORDINARY BUSINESS:-**

- 1. To receive, consider and adopt the Audited Financial Statements including Audited Consolidated Financial Statements of the Company for the Financial Year ended 31<sup>st</sup> March, 2025 and the Reports of the Board of Directors and Auditors thereon.
- 2. To declare dividend of ₹11 per Equity Share for the Financial Year 2024-25.
- 3. To appoint a Director in place of Mr. Rajeshwar Reddy Nomula (DIN: 00003854), who retires by rotation and, being eligible, offers himself for re-appointment.

**SPECIAL BUSINESS:-**

**4. Ratification of Remuneration to Cost Auditors for the Financial Year 2025-26**

To consider and, if thought fit with or without modification, to pass the following as an **Ordinary Resolution:**

**"RESOLVED THAT** pursuant to the provisions of Section 148 and other applicable provisions, if any, of the Companies Act, 2013 and the Companies (Audit and Auditors) Rules, 2014 [including any statutory modification(s) or amendment(s) thereto or re-enactment(s) thereof, for the time being in force] and pursuant to the recommendation of Audit Committee, the remuneration payable to Mr. Narayan D. Dontul, Cost Accountants, Solapur (Firm Registration Number: 100224), appointed by the Board of Directors of the Company as Cost Auditors to conduct the audit of the cost records of the Company for the Financial year ended 31<sup>st</sup> March, 2026, amounting to ₹75,000/- (Rupees Seventy Five Thousand only) (plus GST and reimbursement of out of pocket expenses) be and is hereby ratified.

**RESOLVED FURTHER THAT** the Board of Directors of the Company be and are hereby authorised to do all such acts, deeds, matters and things and to take all such steps as may be required in this connection including seeking all necessary approvals to give effect to this Resolution and to settle any questions, difficulties or doubts that may arise in this regard."

**5. Re-appointment of Mr. A. Prathap Reddy as Executive Chairman**

To consider and, if thought fit with or without modification, to pass the following as **Special Resolution:**

**"RESOLVED THAT** pursuant to the section 196 and 197 read with The Companies (Appointment and Remuneration of Managerial Personnel) Rules, 2014 (including any statutory modification(s) or re-enactment thereof for the time being in force) along with the schedule V of the Companies Act

2013, and other applicable provisions of Companies Act, 2013 and Pursuant to Regulation 17(6)(e) of Securities and Exchange Board of India (Listing Obligations and Disclosure Requirements) Regulations, 2015 ( the 'Listing Regulations') and other applicable provisions of Listing Regulations subject to articles of Association of the Company, Mr. A. Prathap Reddy be and is hereby reappointed as Executive Chairman of the Company for another term of 5 years with effect from 1<sup>st</sup> April, 2026 on a remuneration detailed in the resolution as approved by Nomination and Remuneration Committee as detailed below:

- I. Salary ₹5,30,000/- p.m.
- II. Perquisites:
  - a) Premium on Personal Accident Insurance and premium on Mediclaim policy for self and family not exceeding ₹50,000/-per annum. For the purpose of this category, 'Family' means spouse, dependent children and dependent parents.
  - b) Use of Company Car with Driver.
  - c) Mobile Phone Facilities.
  - d) Telephone and internet facilities at residence.
  - e) Provident fund: Company's contribution to provident fund not exceeding 20 % of basic salary. Gratuity payable at a rate not exceeding half a month's salary for each completed year of service.
  - f) The Chairman will be eligible for an annual increment of ₹10,000/- p.m. The first annual increment shall accrue to him on 1<sup>st</sup> April, 2027.
  - g) The Chairman shall be entitled to be reimbursed in respect of all expenses incurred by him (including traveling, entertainment, etc.) for and on behalf of the Company during the course of business.
  - h) Club Bills: Bills of Clubs subject to a maximum of two clubs to be paid.

**Commission on Profits: Up to 4% of the net profits of the year as computed according to the Companies Act, 2013.**

- III. Overall Remuneration:

The overall remuneration (i.e. salary, perquisites and commission) in any one financial year shall not exceed 4% of the net profits or any such higher limits prescribed from time to time under section 197

read with the rules made there under (including any statutory modification(s) or re-enactment thereof for the time being in force) along with the schedule V of the Companies Act 2013 as may for the time being, be in force and any amendments thereto. In case of any doubts/ discrepancy/clarification that may arise with respect to payment of remuneration the same shall be determined and decided by the Nomination and Remuneration Committee. Further, within the overall remuneration, the individual components may be changed as desired by Mr. Ande Prathap Reddy and accepted by the Nomination and Remuneration Committee.

IV. Minimum Remuneration:

In the event of inadequacy or absence of profits in any financial year, during the currency of the tenure of his office, he shall be paid the above remuneration, as minimum remuneration subject to the ceiling mentioned in Schedule V of the Companies Act, 2013 from time to time."

**6. Re-appointment of Mr. Ande Srinivas Reddy as Whole-time Director and CFO.**

To consider and, if thought fit with or without modification, to pass the following as **Special Resolution:**

**"RESOLVED THAT** pursuant to the section 196 and 197 and 203 read with the Companies (Appointment and Remuneration of Managerial Personnel) Rules, 2014 (including any statutory modification(s) or re-enactment thereof for the time being in force) along with the schedule V of the Companies Act 2013, and other applicable provisions of Companies Act, 2013 and Pursuant to Regulation 17(6)(e) of Securities and Exchange Board of India (Listing Obligations and Disclosure Requirements) Regulations, 2015 ( the 'Listing Regulations') and other applicable provisions of Listing Regulations subject to articles of Association of the Company, Mr. Ande Srinivas Reddy be and is hereby re appointed as Whole time Director and CFO of the Company for another term of 5 years with effect from 1<sup>st</sup> April, 2026 on a remuneration detailed in the resolution as recommended by Nomination and Remuneration Committee as detailed below: :

- I. Salary ₹4,30,000/- p.m.
- II. Perquisites:
  - a) Premium on Personal Accident Insurance and premium on Mediclaim policy for self and family not exceeding ₹50,000/-per annum. For the purpose of this category, 'Family" means spouse, dependent children and dependent parents.
  - b) Use of Company Car with Driver.
  - c) Mobile Phone Facilities.
  - d) Telephone and internet facilities at residence.

- e) Provident Fund: Company's Contribution to provident fund not exceeding 20 % of basic salary.
- f) Gratuity Payable at a rate not exceeding half month of service for each completed year of service
- g) The Director will be eligible for an annual increment of ₹10,000/- p.m. The first annual increment shall accrue to him on 1<sup>st</sup> April, 2027.
- h) The Director shall be entitled to be reimbursed in respect of all expenses incurred by him (including traveling, entertainment, etc.) for and on behalf of the Company during the course of business.

**Commission on Profits: Up to 2% of the net profits of the year as computed according to the Companies Act, 2013.**

**III. Overall Remuneration:**

The overall remuneration (i.e. salary, perquisites and commission) in any one financial year shall not exceed 2% of the net profits or any such higher limits prescribed from time to time under section 197 read with the rules made there under (including any statutory modification(s) or re-enactment thereof for the time being in force) along with the schedule V of the Companies Act 2013 as may for the time being, be in force and any amendments thereto. In case of any doubts/ discrepancy/ clarification that may arise with respect to payment of remuneration the same shall be determined and decided by the Nomination and Remuneration Committee. Further, within the overall remuneration, the individual components may be changed as desired by Mr. Ande Srinivas Reddy and accepted by the Nomination and Remuneration Committee.

**IV. Minimum Remuneration:**

In the event of inadequacy or absence of profits in any financial year, during the currency of the tenure of his office, he shall be paid the above remuneration, as minimum remuneration subject to the ceiling mentioned in Schedule V of the Companies Act, 2013 from time to time.

**7. Re-appointment of Mr. Dundurapu Ram Reddy as Managing Director of the company.**

To consider and, if thought fit with or without modification, to pass the following as an **Special Resolution:**

**"RESOLVED THAT** pursuant to the section 196 and 197 and 203 read with the Companies (Appointment and Remuneration of Managerial Personnel) Rules, 2014 (including any statutory modification(s) or re-enactment thereof for the time being in force) along with the schedule V of the Companies Act 2013, and other applicable provisions of Companies Act, 2013 and Pursuant to Regulation 17(6)(e) of Securities and

Exchange Board of India (Listing Obligations and Disclosure Requirements) Regulations, 2015 ( the ‘Listing Regulations’) and other applicable provisions of Listing Regulations subject to articles of Association of the Company, Mr. Dundurapu Ram Reddy be and is hereby re appointed as Managing Director of the Company for another term of 5 years with effect from 1<sup>st</sup> April, 2026 on a remuneration detailed in the resolution as recommended by Nomination and Remuneration Committee as detailed below:

- I.      Salary ₹4,80,000/- p.m.
- II.     Perquisites:
  - a)    Premium on Personal Accident Insurance and premium on Mediclaim policy for self and family not exceeding ₹50,000/-per annum. For the purpose of this category, ‘Family’ means spouse, dependent children and dependent parents.
  - b)    Use of Company Car with Driver.
  - c)    Mobile Phone Facilities.
  - d)    Telephone and internet facilities at residence.
  - e)    Provident Fund: Company’s Contribution to provident fund not exceeding 20 % of basic salary.
  - f)    Gratuity Payable at a rate not exceeding half month of service for each completed year of service
  - g)    The Managing Director will be eligible for an annual increment of ₹10,000/- p.m. The first annual increment shall accrue to him on 1<sup>st</sup> April, 2027.
  - h)    The Managing Director shall be entitled to be reimbursed in respect of all expenses incurred by him (including traveling, entertainment, etc.) for and on behalf of the Company during the course of business.

**Commission on Profits: Up to 2% of the net profits of the year as computed according to the Companies Act, 2013.**

**III. Overall Remuneration:**

The overall remuneration (i.e. salary, perquisites and commission) in any one financial year shall not exceed 2% of the net profits or any such higher limits prescribed from time to time under section 197 read with the rules made there under (including any statutory modification(s) or re-enactment thereof for the time being in force) along with the schedule V of the Companies Act 2013 as may for the time being, be in force and any amendments thereto. In case of any doubts/ discrepancy/ clarification that may arise with respect to payment of remuneration the same shall be determined and decided by the Nomination and Remuneration Committee. Further, within the

overall remuneration, the individual components may be changed as desired by Mr. D. Ram Reddy and accepted by the Nomination and Remuneration Committee.

**IV. Minimum Remuneration:**

In the event of inadequacy or absence of profits in any financial year, during the currency of the tenure of his office, he shall be paid the above remuneration, as minimum remuneration subject to the ceiling mentioned in Schedule V of the Companies Act, 2013 from time to time.

**8. Re-appointment of Mr. Rajeshwar Reddy Nomula.**

To consider and, if thought fit with or without modification, to pass the following as **Special Resolution:**

**“RESOLVED THAT** pursuant to the section 196 and 197 read with the Companies (Appointment and Remuneration of Managerial Personnel) Rules, 2014 (including any statutory modification(s) or re-enactment thereof for the time being in force) along with the schedule V of the Companies Act 2013, and other applicable provisions of Companies Act, 2013 and Pursuant to Regulation 17(6)(e) of Securities and Exchange Board of India (Listing Obligations and Disclosure Requirements) Regulations, 2015 ( the ‘Listing Regulations’) and other applicable provisions of Listing Regulations subject to articles of Association of the Company, Mr. Rajeshwar Reddy Nomula be and is hereby re appointed as Whole Time Director of the Company for another term of 5 years with effect from 1<sup>st</sup> April, 2026 on a remuneration detailed in the resolution as recommended by Nomination and Remuneration Committee as detailed below:

- I.      Salary ₹4,80,000/- p.m.
- II.     Perquisites:
  - a)    Premium on Personal Accident Insurance and premium on Mediclaim policy for self and family not exceeding ₹50,000/-per annum. For the purpose of this category, ‘Family’ means spouse, dependent children and dependent parents.
  - b)    Use of Company Car with Driver.
  - c)    Mobile Phone Facilities.
  - d)    Telephone and internet facilities at residence.
  - e)    Provident Fund: Company’s Contribution to provident fund not exceeding 20 % of basic salary.
  - f)    Gratuity Payable at a rate not exceeding half month of service for each completed year of service
  - g)    The Director will be eligible for an annual increment of ₹10,000/- p.m. The first annual increment shall accrue to him on 1<sup>st</sup> April, 2027.

- h)    The Director shall be entitled to be reimbursed in respect of all expenses incurred by him (including traveling, entertainment, etc.) for and on behalf of the Company during the course of business.

**Commission on Profits: Up to 2% of the net profits of the year as computed according to the Companies Act, 2013.**

**III. Overall Remuneration:**

The overall remuneration (i.e. salary, perquisites and commission) in any one financial year shall not exceed 2% of the net profits or any such higher limits prescribed from time to time under section 197 read with the rules made there under (including any statutory modification(s) or re-enactment thereof for the time being in force) along with the schedule V of the Companies Act 2013 as may for the time being, be in force and any amendments thereto. In case of any doubts/ discrepancy/ clarification that may arise with respect to payment of remuneration the same shall be determined and decided by the Nomination and Remuneration Committee. Further, within the overall remuneration, the individual components may be changed as desired by Mr. Rajeshwar Reddy Nomula and accepted by the Nomination and Remuneration Committee.

**IV. Minimum Remuneration:**

In the event of inadequacy or absence of profits in any financial year, during the currency of the tenure of his office, he shall be paid the above remuneration, as minimum remuneration subject to the ceiling mentioned in Schedule V of the Companies Act, 2013 from time to time.

**Date:** 28<sup>th</sup> May, 2025

**Place:** Solapur

**9. Appointment of M/s. P.S. Rao and Associates as Secretarial Auditors.**

To consider and, if thought fit with or without modification, to pass the following as an **Ordinary Resolution:**

**“RESOLVED THAT** pursuant to the provisions of Section 204(1) of the Companies Act 2013 read with rule 9 of the Companies (Appointment and Remuneration personnel) Rules 2014 and other applicable provisions if any of the Companies Act , 2013, a Regulations 24A of the SEBI (LODR) Regulations, 2015 as amended from time to time, based on the recommendation of the Audit Committee of the Company and Board of Directors of the Company, the consent of the members of the Company be and is hereby accorded for appointment of M/s. P. S. Rao & Associates, Practicing Company Secretaries, a peer reviewed firm to conduct Secretarial Audit for a term of Five Years commencing from FY 2025-26 till FY 2029-30 and Mr. A. Prathap Reddy, Executive Chairman, be and is hereby authorized to fix the remuneration.

**RESOLVED FURTHER THAT** Mr. D. Ram Reddy, Managing Director or Mr. N. Rajeshwar Reddy, Whole-time Director or Mr. Abhijeet Kothadiya, Company Secretary of the Company, be and are hereby authorized to file necessary forms with Registrar of Companies and to do all such acts, deeds and things as may be considered necessary to give effect to the above said resolution.”

**By Order of the Board  
For Balaji Amines Limited**

Sd/-  
**Abhijeet Kothadiya**  
**Company Secretary & Compliance Officer**  
**ICSI Membership No. A68288**



**NOTES FOR MEMBERS**

1. The Ministry of Corporate Affairs (“MCA”) has vide its General Circular No. 09/2024 dated 19<sup>th</sup> September, 2024 read with General Circular Nos. 14/2020 dated 8<sup>th</sup> April 2020, 17/2020 dated 13<sup>th</sup> April, 2020, 22/2020 dated 15<sup>th</sup> June, 2020, 33/2020 dated 28<sup>th</sup> September, 2020, 39/2020 dated 31<sup>st</sup> December, 2020, 10/2021 dated 23<sup>rd</sup> June, 2021, 20/2021 dated 8<sup>th</sup> December, 2021, 3/2022 dated 5<sup>th</sup> May, 2022, 11/2022 dated 28<sup>th</sup> December, 2022 and General Circular No. 19/2023 dated 25<sup>th</sup> September, 2023 (collectively referred to as “MCA Circulars”) and SEBI Circular No. SEBI/HO/CFD/CFD-PoD-2/P/CIR/2024/133 dated 3<sup>rd</sup> October, 2024, SEBI Circular No. SEBI/HO/CFD/CFD-PoD-2/P/CIR/2023/167 dated 7<sup>th</sup> October, 2023 read with SEBI Circular Nos. SEBI/ HO/ CFD/ CMD1/CIR/P/2020/79 dated 12<sup>th</sup> May, 2020, SEBI/HO/CFD/CMD2/CIR/P/2021/11 dated 15<sup>th</sup> January, 2021, SEBI/HO/CFD/ CMD2/CIR/P/2022/62 dated 13<sup>th</sup> May, 2022 and SEBI/HO/CFD/PoD-2/P/CIR/2023/4 dated 5<sup>th</sup> January, 2023 (“SEBI Circulars”) permitted the holding of an Annual General Meeting (“AGM”) through VC/OAVM, without the physical presence of the Members at a common venue. In compliance with the provisions of the Companies Act, 2013 (“Act”), SEBI (Listing Obligations and Disclosure Requirements) Regulations, 2015 (“Listing Regulations”), MCA Circulars and SEBI Circulars, the AGM of the Company is proposed to be held through VC/OAVM.
2. Institutional / Corporate Shareholders (i.e. other than individuals / HUF, NRI, etc.) are required to send a scanned copy of its Board or governing body Resolution/Authorization etc., authorizing its representative to attend the AGM through VC/OAVM on its behalf and to vote through remote e-voting. The said Resolution/ Authorization shall be sent to the Scrutinizer by email through its registered email address to mohitkamdar@yahoo.co.in or cs@balajiamines.com with a copy marked to evoting@nsdl.co.in.
3. The Explanatory Statement as required under Section 102 of the Companies Act, 2013 is annexed hereto.
4. Pursuant to the provisions of the Act, a Member entitled to attend and vote at the AGM is entitled to appoint a proxy to attend and vote on his/her behalf and the proxy need not be a Member of the Company. Since this AGM is being held pursuant to the MCA Circulars through VC/OAVM, physical attendance of Members has been dispensed with. Accordingly, the facility for appointment of proxies by the Members will not be available for the AGM and hence the Proxy Form and Attendance Slip are not annexed to this Notice. However, the Body Corporates are entitled to appoint authorised representatives to attend the AGM through VC/OAVM and participate there at and cast their votes through e-voting.
5. The Register of Members and Transfer Books of the Company will be closed from Saturday, 2<sup>nd</sup> August, 2025 to Friday, 8<sup>th</sup> August, 2025 (both days inclusive) for the purpose of AGM and declaration of Dividend.

6. Pursuant to Section 124 of the Companies Act, 2013, the Members are requested to note that dividends not encashed or remaining unclaimed for a period of 7 (seven) years from the date of transfer to the Company’s Unpaid Dividend Account, shall be transferred to the Investor Education and Protection Fund (“IEPF”) established by the Central Government. Further pursuant to the provisions of Section 124 of the Companies Act, 2013 read with IEPF Rules, all shares on which dividend has not been paid or claimed for seven consecutive years or more shall be transferred to IEPF Authority as notified by the Ministry of Corporate Affairs.

In accordance with the aforesaid IEPF Rules, the Company has also published notice in newspapers regarding proposed transfer of shares to IEPF Authority. The shareholders whose dividend/shares is/will be transferred to the IEPF Authority can claim the same from the IEPF Authority by following the procedure as detailed on the website of IEPF Authority [www.iepf.gov.in](http://www.iepf.gov.in).

Members who have not yet encashed the dividend warrants from the financial year ended 31<sup>st</sup> March, 2018 onwards are requested to forward their claims to the Company’s Registrar and Share Transfer Agents without any further delay. It is in Members’ interest to claim any un-encashed dividends and for future, opt for Electronic Clearing Service, so that dividends paid by the Company are credited to the Members’ account on time. The due dates for transfer of unclaimed dividend and unclaimed shares to IEPF are provided in the report on Corporate Governance.

It may be noted that once the unclaimed dividend is transferred to IEPF as above, no claim shall rest with the Company in respect of such amount. It may also be noted that the unclaimed dividend amount which was lying with the Company up to and in respect of the year ended on 31<sup>st</sup> March, 2017, have already been transferred to IEPF. The details of the unclaimed dividends are available on the Company’s website at <https://www.balajiamines.com/investor-relations.php> and on the website of the Ministry of Corporate Affairs at [www.mca.gov.in](http://www.mca.gov.in). Members are requested to contact the Company’s Registrar and Share Transfer Agent or the Company to claim the unclaimed/unpaid dividends.

The shareholders, whose unclaimed dividends/shares have been transferred to IEPF, may claim the same by making an online application to the IEPF Authority in webform IEPF-5. The said form is available on MCA’s website [www.mca.gov.in](http://www.mca.gov.in).

7. Members can avail the facility of nomination in respect of shares held by them in physical form pursuant to the provisions of Section 72 of the Companies Act, 2013. Members desiring to avail this facility may send their nomination in the prescribed Form No. SH-13 duly filled in to RTA of the Company or to make changes to their nomination details through Form SH-14 and Form ISR-3. The said forms are available in the Investor Communication section at <https://www.balajiamines.com/>

[investor-relations.php](http://investor-relations.php). Members holding shares in electronic form may contact their respective Depository Participants for availing this facility.

8. The Securities and Exchange Board of India (SEBI) has made it mandatory for all companies to use the bank account details furnished by the Depositories and the bank account details maintained by the Registrar and Transfer Agents for payment of dividend to Members electronically. The Company has extended the facility of electronic credit of dividend directly to the respective bank accounts of the Member(s) through the Electronic Clearing Service (ECS)/National Electronic Clearing Service (NECS)/Real Time Gross Settlement (RTGS)/Direct Credit, etc. As directed by SEBI, the Members holding shares in physical form are requested to submit particulars of their bank account along with the original cancelled cheque bearing the name of the Member to RTA/Company to update their Bank Account details. Members holding shares in demat form are requested to update their Bank Account details with their respective Depository Participant.
9. The Securities and Exchange Board of India (“SEBI”) has mandated furnishing of PAN, KYC details (i.e. postal address with PIN code, e-mail address, mobile number, bank account details) and nomination details by holders of securities. Members are requested to update the said details against folio/ demat account. The forms prescribed by SEBI in this regard are available on the website of the Company in the Investor Communication section at <https://www.balajiamines.com/investor-relations.php>.
10. SEBI, vide its circulars dated 3<sup>rd</sup> November, 2021, 14<sup>th</sup> December, 2021, 16<sup>th</sup> March, 2023 and 17<sup>th</sup> November, 2023, mandated the security holders (holding securities in physical form), whose folio(s) do not have PAN or Choice of Nomination or Contact Details or Mobile Number or Bank Account Details or Specimen Signature updated, shall be eligible for any payment including dividend, interest or redemption in respect of such folios, only through electronic mode with effect from 1<sup>st</sup> April, 2024.
11. SEBI has mandated the security holders holding securities in physical form to furnish PAN, Nomination, Contact details, Bank Account details and Specimen signature. The Members holding shares in physical form are requested to send the above information to the Company’s Registrars & Transfer Agents i.e. M/s. Venture Capital and Corporate Investments Private Limited (“the RTA”) by post or courier. The required forms (Form ISR-1, Form ISR-2, Form ISR-3 and Form SH-13 etc.) can be downloaded from <https://www.vccipl.com> or send a request mail to [investor.relations@vccipl.com](mailto:investor.relations@vccipl.com) for soft copy forms. The Members who are holding shares in dematerialized form are requested to submit PAN, contact, Bank account, nomination details and specimen signature (as applicable) to their Depository Participants (DPs). The RTAs shall not process any service requests or complaints received from the holder(s) / claimant(s), till PAN, KYC and Nomination documents/details are received.

12. SEBI has mandated listed companies to issue securities in dematerialized form only while processing service requests viz. Issue of duplicate securities certificate, claim from unclaimed dividend account, exchange of securities certificate, sub-division of securities certificate, consolidation of securities certificates/folios, transmission and transposition and such other reports. In view of the above and to avail various benefits of dematerialisation, members are advised to dematerialise the shares held by them in physical form.
13. Pursuant to Sections 101 and 136 of the Companies Act, 2013 read with the Rules framed thereunder and the MCA Circulars, the Notice calling the Annual General Meeting along with the Annual Report 2024-25 would be sent by electronic mode to those Members whose e-mail addresses are registered with the Depository or the Company/RTA, unless the Members have requested for a physical copy of the same. Members are requested to support this Green Initiative by registering/updating their e-mail addresses with the Depository Participant (in case of Shares held in dematerialised form) or with RTA (in case of Shares held in physical form). For any communication, the Members may also send requests to the Company’s email id: [cs@balajiamines.com](mailto:cs@balajiamines.com).
14. In line with the MCA Circulars, the Notice calling the AGM has been uploaded on the website of the Company at [www.balajiamines.com](http://www.balajiamines.com). The Notice can also be accessed from the websites of the Stock Exchanges i.e. BSE Limited and National Stock Exchange of India Limited at [www.bseindia.com](http://www.bseindia.com) and [www.nseindia.com](http://www.nseindia.com) respectively and the AGM Notice is also available on the website of NSDL (agency for providing the Remote e-Voting facility) i.e. [www.evoting.nsdl.com](http://www.evoting.nsdl.com).
15. Those members whose email IDs are not registered, are requested to register their email ID with Registrar & Share Transfer Agent i.e. [info@vccipl.com](mailto:info@vccipl.com) (R&TA) by writing an email either to the R&TA at [info@vccipl.com](mailto:info@vccipl.com) or to the Company at [cs@balajiamines.com](mailto:cs@balajiamines.com) carrying the following details:
  - a. Folio No., Name of shareholder, scanned copy of the share certificate (front and back), PAN and AADHAR (self-attested scanned copy of both PAN card and Aadhar card) Name as registered with the R&TA,
  - b. Address, email, Copy of PAN, DPID/Client ID or Folio Number, Number of shares held.
  - c. To update bank account details, please send the following additional documents/ information followed by the hard copies:
    - i. Name of the bank and branch address,
    - ii. Type of bank account i.e., savings or current,
    - iii. Bank account no. allotted after implementation of core banking solutions,
    - iv. 9-digit MICR code no., and 11-digit IFSC code
    - v. Original cancelled cheque bearing

- vi. The name of the first shareholder, failing which a copy of the bank passbook / statement attested by a bank
- d. Members holding in DEMAT Mode, please contact your DP and follow the process advised by your DP.
16. Members are requested to intimate changes, if any, pertaining to their name, postal address, e-mail address, telephone / mobile numbers, Permanent Account Number (PAN), mandates, nominations, power of attorney, etc., to their DPs if the shares are held by them in electronic form and to RTA if the shares are held by them in physical form.
17. All other documents referred to in the Explanatory Statement along with Register of Directors and Key Managerial Personnel and their shareholding, maintained under Section 170 of the Act and Register of Contracts or Arrangements in which the Directors are interested, maintained under Section 189 of the Act, are available for inspection at the registered office of the Company. Alternatively, members can reach out to cs@balajiamines.com.
18. AGM has been convened through VC/OAVM in compliance with applicable provisions of the Companies Act, 2013 read with MCA Circulars and SEBI Circulars issued from time to time.
19. Members desirous of getting any information about the annual accounts and / or operations of the company are requested to write to the company at least seven days before the date of the Meeting to enable the company to keep the information ready at the Meeting.
20. Members attending the AGM through VC/OAVM shall be counted for the purpose of reckoning the quorum under Section 103 of the Act.
21. Since the AGM will be held through VC/OAVM, the Route Map is not annexed in this Notice.
22. Additional information pursuant to Regulation 36 of SEBI (Listing Obligations and Disclosure Requirements) Regulations, 2015 and pursuant to Secretarial Standards on general meetings, information in respect of seeking appointment/ re-appointment at the Annual General Meeting is furnished in the annexure and forms part of the notice.
23. Members are requested to:-
- a) intimate to RTA, changes, if any, in their registered addresses at an early date, in case of shares held in physical form;
- b) intimate to the respective Depository Participant, changes, if any, in their registered addresses at an early date, in case of shares held in dematerialised form;
- c) quote their folio numbers/Client ID/DP ID in all correspondence;

- d) Consolidate their holdings into one folio in case they hold Shares under multiple folios in the identical order of names; and
- e) register their Permanent Account Number (PAN) with their Depository Participants, in case of Shares held in dematerialised form and RTA/ Company, in case of Shares held in physical form, as directed by SEBI.
24. Pursuant to the Finance Act, 2020, dividend income will be taxable in the hands of shareholders with effect from 1<sup>st</sup> April, 2020 and the Company is required to deduct tax at source (“TDS”) from dividend paid to shareholders at the prescribed rates as per Income Tax Act, 1961. For the prescribed rates for various categories, the shareholders are requested to refer to the Finance Act, 2020 and amendments thereof. The shareholders are requested to update their PAN with the Company/ RTA (in case of shares held in physical mode) and depositories (in case of shares held in demat mode).

A Resident individual shareholder with PAN and who is not liable to pay income tax can submit a yearly declaration in Form No. 15G/15H, to avail the benefit of non-deduction of tax at source by email to cs@balajiamines.com by 11:59 P.M. IST on 1<sup>st</sup> August, 2025. Shareholders are requested to note that in case their PAN is not registered, the tax will be deducted at a higher rate of 20%.

Non-resident shareholders can avail beneficial rates under tax treaty between India and their country of residence, subject to providing necessary documents i.e. No Permanent Establishment and Beneficial Ownership Declaration, Tax Residency Certificate, Form 10F, any other document which may be required to avail the tax treaty benefits by sending an email to cs@balajiamines.com. The aforesaid declarations and documents need to be submitted by the shareholders on or before 8<sup>th</sup> August, 2025.

25. Instructions for e-voting and joining the AGM are as follows:

**A. VOTING THROUGH ELECTRONIC MEANS**

In compliance with provisions of Section 108 of the Companies Act, 2013, Rule 20 of the Companies (Management and Administration) Rules, 2014 as amended by the Companies (Management and Administration) Amendment Rules, 2015 and Regulation 44(1) of the Securities and Exchange Board of India (Listing Obligations and Disclosure Requirements) Regulations, 2015, the Company is pleased to provide members facility to exercise their right to vote on Resolutions proposed to be considered at the 37<sup>th</sup> Annual General Meeting (AGM) by electronic means and the business may be transacted through e-Voting Services. The facility of casting the votes by the Members using an electronic voting system from a place other than the venue of the 37<sup>th</sup> Annual General Meeting (AGM) (“remote e-voting”) will be provided by National Securities Depository Limited (NSDL).

- I. The remote e-voting period begins on Tuesday, 5<sup>th</sup> August, 2025 at 9:00 A.M. and ends on Thursday, 7<sup>th</sup> August, 2025 at 5:00 P.M. The remote e-voting module shall be disabled by NSDL for voting thereafter. The Members, whose names appear in the Register of Members / Beneficial Owners as on the record date (cut-off date) i.e. Friday, 1<sup>st</sup> August, 2025, may cast their vote electronically. The voting right of shareholders shall be in proportion to their share in the paid-up equity share capital of the Company as on the cut-off date, i.e. Friday, 1<sup>st</sup> August, 2025.
- II. Mr. Mohit Gurjar, Practicing Company Secretary has been appointed as the Scrutinizer by the Board of Directors to scrutinize the e-voting process in a fair and transparent manner.
- III. The members who have cast their vote by remote e-voting prior to the 37<sup>th</sup> Annual General Meeting (AGM) may also attend the AGM through VC/OAVM but shall not be entitled to cast their vote again.
- IV. The voting rights of shareholders shall be in proportion to their shares on the paid-up equity share capital of the Company as on the cut-off date for e-voting.
- V. Any person, who acquires shares of the Company and become member of the Company after dispatch of

the notice and holding shares as on the cut-off date i.e. Friday, 1<sup>st</sup> August, 2025 may obtain the login ID and password by sending a request at evoting@nsdl.co.in or info@vccilindia.com. However, if you are already registered with NSDL for remote e-voting then you can use your existing user ID and password for casting your vote. If you forgot your password, you can reset your password by using the “Forgot User Details/Password” option available on www.evoting.nsdl.com or contact NSDL at the following toll free no.: 1800-222-990.

**How do I vote electronically using the NSDL e-Voting system?**

The way to vote electronically on NSDL e-Voting system consists of “Two Steps” which are mentioned below:

**Step 1: Access to NSDL e-Voting system**

**A) Login method for e-Voting and joining virtual meeting for Individual shareholders holding securities in demat mode**

In terms of SEBI circular dated December 9, 2020 on e-Voting facility provided by Listed Companies, Individual shareholders holding securities in demat mode are allowed to vote through their demat account maintained with Depositories and Depository Participants. Shareholders are advised to update their mobile number and email Id in their demat accounts in order to access e-Voting facility.

Login method for Individual shareholders holding securities in demat mode is given below:

Type of shareholders	Login Method
Individual Shareholders holding securities in demat mode with NSDL.	1. Existing <b>IDeAS</b> user can visit the e-Services website of NSDL Viz. <a href="https://eservices.nsdl.com">https://eservices.nsdl.com</a> either on a Personal Computer or on a mobile. On the e-Services home page click on the <b>“Beneficial Owner”</b> icon under <b>“Login”</b> which is available under <b>‘IDeAS’</b> section , this will prompt you to enter your existing User ID and Password. After successful authentication, you will be able to see e-Voting services under Value added services. Click on <b>“Access to e-Voting”</b> under e-Voting services and you will be able to see e-Voting page. Click on company name or <b>e-Voting service provider i.e. NSDL</b> and you will be re-directed to e-Voting website of NSDL for casting your vote during the remote e-Voting period or joining virtual meeting & voting during the meeting.
	2. If you are not registered for IDeAS e-Services, option to register is available at <a href="https://eservices.nsdl.com">https://eservices.nsdl.com</a> . Select <b>“Register Online for IDeAS Portal”</b> or click at <a href="https://eservices.nsdl.com/SecureWeb/IdeasDirectReg.jsp">https://eservices.nsdl.com/SecureWeb/IdeasDirectReg.jsp</a>
	3. Visit the e-Voting website of NSDL. Open web browser by typing the following URL: <a href="https://www.evoting.nsdl.com/">https://www.evoting.nsdl.com/</a> either on a Personal Computer or on a mobile. Once the home page of e-Voting system is launched, click on the icon “Login” which is available under ‘Shareholder/Member’ section. A new screen will open. You will have to enter your User ID (i.e. your sixteen digit demat account number hold with NSDL), Password/OTP and a Verification Code as shown on the screen. After successful authentication, you will be redirected to NSDL Depository site wherein you can see e-Voting page. Click on company name or <b>e-Voting service provider i.e. NSDL</b> and you will be redirected to e-Voting website of NSDL for casting your vote during the remote e-Voting period or joining virtual meeting & voting during the meeting.





Type of shareholders	Login Method
	4. Shareholders/Members can also download NSDL Mobile App “NSDL Speede” facility by scanning the QR code mentioned below for seamless voting experience.

NSDL Mobile App is available on



Individual Shareholders holding securities in demat mode with CDSL	<div>1. Existing users who have opted for CDSL Easi / Easiest, they can login through their existing user id and password. Option will be made available to reach e-Voting page without any further authentication. The users to login Easi /Easiest are requested to visit CDSL website <a href="http://www.cdslindia.com">www.cdslindia.com</a> and click on login icon &amp; New System Myeasi Tab and then user your existing Myeasi username &amp; password.</div> <div>2. After successful login the Easi / Easiest user will be able to see the e-Voting option for eligible companies where the evoting is in progress as per the information provided by company. On clicking the evoting option, the user will be able to see e-Voting page of the e-Voting service provider for casting your vote during the remote e-Voting period or joining virtual meeting &amp; voting during the meeting. Additionally, there is also links provided to access the system of all e-Voting Service Providers, so that the user can visit the e-Voting service providers’ website directly.</div> <div>3. If the user is not registered for Easi/Easiest, option to register is available at CDSL website <a href="http://www.cdslindia.com">www.cdslindia.com</a> and click on login &amp; New System Myeasi Tab and then click on registration option.</div> <div>4. Alternatively, the user can directly access e-Voting page by providing Demat Account Number and PAN No. from an e-Voting link available on <a href="http://www.cdslindia.com">www.cdslindia.com</a> home page. The system will authenticate the user by sending OTP on registered Mobile &amp; Email as recorded in the Demat Account. After successful authentication, user will be able to see the e-Voting option where the e-voting is in progress and also able to directly access the system of all e-Voting Service Providers.</div>
Individual Shareholders (holding securities in demat mode) login through their depository participants	You can also login using the login credentials of your demat account through your Depository Participant registered with NSDL/CDSL for e-Voting facility. upon logging in, you will be able to see the e-Voting option. Click on e-Voting option, you will be redirected to NSDL/CDSL Depository site after successful authentication, wherein you can see e-Voting feature. Click on company name or e-Voting service provider i.e. NSDL and you will be redirected to the e-Voting website of NSDL for casting your vote during the remote e-Voting period or joining virtual meeting & voting during the meeting.

**Important note:** Members who are unable to retrieve User ID/ Password are advised to use Forget User ID and Forget Password option available at abovementioned website.

**Helpdesk for Individual Shareholders holding securities in demat mode for any technical issues related to login through Depository i.e. NSDL and CDSL.**

Login type	Helpdesk details
Individual Shareholders holding securities in demat mode with NSDL	Members facing any technical issue in login can contact NSDL helpdesk by sending a request at <a href="mailto:evoting@nsdl.co.in">evoting@nsdl.co.in</a> or call at 022-48867000.
Individual Shareholders holding securities in demat mode with CDSL	Members facing any technical issue in login can contact CDSL helpdesk by sending a request at <a href="mailto:helpdesk.evoting@cdslindia.com">helpdesk.evoting@cdslindia.com</a> or contact at toll free no. 1800 22 55 33

**B) Login Method for e-Voting and joining virtual meeting for shareholders other than Individual shareholders holding securities in demat mode and shareholders holding securities in physical mode.**

**How to Log-in to NSDL e-Voting website?**

1. Visit the e-Voting website of NSDL. Open a web browser by typing the following URL: <https://www.evoting.nsdl.com/> either on a Personal Computer or on a mobile.
2. Once the home page of e-Voting system is launched, click on the icon “Login” which is available under ‘Shareholder/Member’ section.
3. A new screen will open. You will have to enter your User ID, your Password/OTP and a Verification Code as shown on the screen.  
  
Alternatively, if you are registered for NSDL eservices i.e. IDEAS, you can log-in at <https://eservices.nsdl.com/> with your existing IDEAS login. Once you log-in to NSDL eservices after using your log-in credentials, click on e-Voting and you can proceed to Step 2 i.e. Cast your vote electronically.

4. Your User ID details are given below :

Manner of holding shares i.e. Demat (NSDL or CDSL) or Physical	Your User ID is:
a) For Members who hold shares in demat account with NSDL	8 Character DP ID followed by 8 Digit Client ID For example if your DP ID is IN300*** and Client ID is 12***** then your user ID is IN300***12*****.
b) For Members who hold shares in demat account with CDSL.	16 Digit Beneficiary ID For example if your Beneficiary ID is 12***** then your user ID is 12*****.
c) For Members holding shares in Physical Form.	EVEN Number followed by Folio Number registered with the company For example if folio number is 001*** and EVEN is 101456 then user ID is 101456001***

5. Password details for shareholders other than Individual shareholders are given below:
- a) If you are already registered for e-Voting, then you can use your existing password to login and cast your vote.
- b) If you are using the NSDL e-Voting system for the first time, you will need to retrieve the ‘initial password’ which was communicated to you. Once you retrieve your ‘initial password’, you need to enter the ‘initial password’ and the system will force you to change your password.
- c) How to retrieve your ‘initial password’?

(i) If your email ID is registered in your demat account or with the company, your ‘initial password’ is communicated to you on your email ID. Trace the email sent to you from NSDL from your mailbox. Open the email and open the attachment i.e. a .pdf file. Open the .pdf file. The password to open the .pdf file is your 8 digit client ID for NSDL account, last 8 digits of client ID for CDSL account or folio number for shares held in physical form. The .pdf file contains your ‘User ID’ and your ‘initial password’.

(ii) If your email ID is not registered, please follow steps mentioned below in process for those shareholders whose email ids are not registered.
6. If you are unable to retrieve or have not received the “Initial password” or have forgotten your password:
- a) Click on “Forgot User Details/Password?”(If you are holding shares in your demat account with NSDL or CDSL) option available on [www.evoting.nsdl.com](http://www.evoting.nsdl.com).
- b) Physical User Reset Password?” (If you are holding shares in physical mode) option available on [www.evoting.nsdl.com](http://www.evoting.nsdl.com).
- c) If you are still unable to get the password by aforesaid two options, you can send a request at [evoting@nsdl.co.in](mailto:evoting@nsdl.co.in) mentioning your demat account number/folio number, your PAN, your name and your registered address etc.
- d) Members can also use the OTP (One Time Password) based login for casting the votes on the e-Voting system of NSDL.
7. After entering your password, tick on Agree to “Terms and Conditions” by selecting on the check box.
8. Now, you will have to click on “Login” button.
9. After you click on the “Login” button, Home page of e-Voting will open.

**Step 2: Cast your vote electronically and join General Meeting on NSDL e-Voting system.**

**How to cast your vote electronically and join General Meeting on NSDL e-Voting system?**

1. After successful login at Step 1, you will be able to see all the companies “EVEN” in which you are holding shares and whose voting cycle and General Meeting is in active status.
2. Select “EVEN” of company for which you wish to cast your vote during the remote e-Voting period and casting your vote during the General Meeting. For joining virtual meeting, you need to click on “VC/OAVM” link placed under “Join Meeting”.
3. Now you are ready for e-Voting as the Voting page opens.
4. Cast your vote by selecting appropriate options i.e. assent or dissent, verify/modify the number of shares for which you wish to cast your vote and click on “Submit” and also “Confirm” when prompted.
5. Upon confirmation, the message “Vote cast successfully” will be displayed.
6. You can also take the printout of the votes cast by you by clicking on the print option on the confirmation page.
7. Once you confirm your vote on the resolution, you will not be allowed to modify your vote.

**General Guidelines for shareholders**

1. Institutional shareholders (i.e. other than individuals, HUF, NRI etc.) are required to send scanned copy (PDF/JPG Format) of the relevant Board Resolution/ Authority letter etc. with attested specimen signature of the duly authorised signatory(ies) who are authorised to vote, to the Scrutinizer by e-mail to mohitkamdar@yahoo.co.in with a copy marked to evoting@nsdl.co.in. Institutional shareholders (i.e. other than individuals, HUF, NRI etc.) can also upload their Board Resolution / Power of Attorney / Authority Letter etc. by clicking on “Upload Board Resolution / Authority Letter” displayed under “e-Voting” tab in their login.
2. It is strongly recommended not to share your password with any other person and take utmost care to keep your password confidential. Login to the e-voting website will be disabled upon five unsuccessful attempts to key in the correct password. In such an event, you will need to go through the “Forgot User Details/Password?” or “Physical User Reset Password?” option available on www.evoting.nsdl.com to reset the password.
3. In case of any queries, you may refer the Frequently Asked Questions (FAQs) for Shareholders and e-voting user manual for Shareholders available at the download section of www.evoting.nsdl.com or call at 022-48867000 or send a request at evoting@nsdl.co.in.

**Process for those shareholders whose email ids are not registered with the depositories for procuring user id and password and registration of e mail ids for e-voting for the resolutions set out in this notice:**

1. In case shares are held in physical mode please provide Folio No., Name of shareholder, scanned copy of the share certificate (front and back), PAN (self-attested scanned copy of PAN card), AADHAR (self-attested scanned copy of Aadhar Card) by email to cs@balajiamines.com.
2. In case shares are held in demat mode, please provide DPID-CLID (16 digit DPID + CLID or 16 digit beneficiary ID), Name, client master or copy of Consolidated Account statement, PAN (self-attested scanned copy of PAN card), AADHAR (self-attested scanned copy of Aadhar Card) to cs@balajiamines.com. If you are an Individual shareholders holding securities in demat mode, you are requested to refer to the login method explained at **step 1 (A)** i.e. **Login method for e-Voting and joining virtual meeting for Individual shareholders holding securities in demat mode.**
3. Alternatively, shareholder/members may send a request to evoting@nsdl.co.in for procuring user id and password for e-voting by providing above mentioned documents.
4. In terms of SEBI circular dated December 9, 2020 on e-Voting facility provided by Listed Companies, Individual shareholders holding securities in demat mode are allowed to vote through their demat account maintained with Depositories and Depository Participants. Shareholders are required to update their mobile number and email ID correctly in their demat account in order to access e-Voting facility.

**THE INSTRUCTIONS FOR MEMBERS FOR e-VOTING ON THE DAY OF THE AGM ARE AS UNDER:-**

1. The procedure for e-Voting on the day of the AGM is same as the instructions mentioned above for remote e-voting.
2. Only those Members/ shareholders, who will be present in the AGM through VC/OAVM facility and have not casted their vote on the Resolutions through remote e-Voting and are otherwise not barred from doing so, shall be eligible to vote through e-Voting system in the AGM.
3. Members who have voted through Remote e-Voting will be eligible to attend the AGM. However, they will not be eligible to vote at the AGM.
4. The details of the person who may be contacted for any grievances connected with the facility for e-Voting on the day of the AGM shall be the same person mentioned for Remote e-voting.

**B. INSTRUCTIONS FOR MEMBERS FOR ATTENDING THE AGM THROUGH VC/OAVM ARE AS UNDER:**

1. Members will be provided with a facility to attend the AGM through VC/OAVM through the NSDL e-Voting system. Members may access by following the steps mentioned above for **Access to NSDL e-Voting system**. After successful login, you can see the “VC/OAVM link” placed under the **“Join meeting”** menu against the company name. You are requested to click on VC/OAVM link placed under the Join General Meeting menu. The link for VC/OAVM will be available in Shareholder/Member login where the EVEN of the Company will be displayed.

Please note that the members who do not have the User ID and Password for e-Voting or have forgotten the User ID and Password may retrieve the same by following the remote e-Voting instructions mentioned in the notice to avoid last minute rush.

2. Members are encouraged to join the Meeting through Laptops for better experience.
3. Further Members will be required to allow Camera and use the Internet with a good speed to avoid any disturbance during the meeting.
4. Please note that Participants Connecting from Mobile Devices or Tablets or through Laptop connecting via Mobile Hotspot may experience Audio/Video loss due to Fluctuation in their respective network. It is therefore recommended to use Stable Wi-Fi or LAN Connection to mitigate any kind of aforesaid glitches.
5. Shareholders who would like to express their views/ have questions may send their questions in advance

**Date:** 28<sup>th</sup> May, 2025

**Place:** Solapur

mentioning their name demat account number/folio number, email id, mobile number at cs@balajiamines.com. The same will be replied by the company suitably.

6. Members who would like to express their views or ask questions during the AGM may register themselves as a speaker by sending their request from their registered email address mentioning their name, DP ID and Client ID/folio number, PAN, mobile number at cs@balajiamines.com from 1<sup>st</sup> August, 2025 to 3<sup>rd</sup> August, 2025. Those Members who have registered themselves as a speaker will only be allowed to express their views/ ask questions during the AGM. The Company reserves the right to restrict the number of speakers depending on the availability of time for the AGM.

**Other Instructions**

7. The Scrutinizer shall, immediately after the conclusion of voting at the AGM, first count the votes cast during the AGM, thereafter unblock the votes cast through remote e-voting and make, within two working days of conclusion of the AGM, a consolidated Scrutinizer’s Report of the total votes cast in favour or against, if any, to the Chairman or a person authorised by him in writing, who shall countersign the same.
8. The Results declared along with the report of the Scrutinizer shall be placed on the website of the Company at www.balajiamines.com and on the website of NSDL immediately after the declaration of result by the Chairman or a person authorized by him in writing. The results shall also be immediately forwarded to the results to BSE Limited and National Stock Exchange of India Limited.

**By Order of the Board  
For Balaji Amines Limited**

Sd/-  
**Abhijeet Kothadiya**  
**Company Secretary & Compliance Officer**  
**ICSI Membership No. A68288**



**EXPLANATORY STATEMENT IN RESPECT OF THE SPECIAL BUSINESS ITEMS PURSUANT TO SECTION 102 OF THE COMPANIES ACT, 2013**

**ITEM NO. 4**

The Board of Directors at its Meeting held on 28<sup>th</sup> May, 2025, upon the recommendation of the Audit Committee, approved the re-appointment of Mr. Narayan D. Dontul, Cost Accountants, Solapur (FRN No. 100224) as Cost Auditors of the Company to conduct the audit of the cost records of the Company for the Financial Year 2025-26 at a remuneration of ₹75,000/- (Rupees Seventy Five Thousand only) (plus GST and reimbursement of out of pocket expenses) subject to ratification in this Annual General Meeting.

Pursuant to Section 148 of the Companies Act, 2013 read with the Companies (Audit and Auditors) Rules, 2014, Members of a Company are required to ratify the remuneration to be paid to the cost auditors of the Company. Therefore, the Board proposes to ratify the remuneration to be paid to the Cost Auditors of the Company for the Financial Year 2025-26.

Accordingly, consent of the Members is sought for passing an Ordinary Resolution as set out at Item No.4 of the Notice for ratification of the remuneration payable to the Cost Auditors for conducting the audit of the cost records of the Company for the Financial Year ending 31<sup>st</sup> March, 2026.

None of the Directors, Key Managerial Personnel of the Company and their relatives are, in any way, concerned or interested, financially or otherwise, in the Resolution set out at Item No. 4 of the Notice.

The Board commends the Ordinary Resolution set out at Item No. 4 of the Notice for approval of the Members.

**ITEM NO. 5**

The Existing term of appointment of Mr. Ande Prathap Reddy, Executive Chairman shall expire on 31<sup>st</sup> March, 2026. The Board of Directors of the Company has, on the recommendation of the Nomination and Remuneration Committee and Audit Committee re- appointed Mr. Ande Prathap Reddy as Executive Chairman of the company for a further period of 5 years effective from 1<sup>st</sup> April, 2026 subject to the approval of the members at ensuing Annual General Meeting.

Section 196 (3) of the Companies Act, 2013 read with Part-I of Schedule V, inter alia, provides that appointment of any person as Managing Director, Whole time Director or Manager who has attained age of 70 years shall require approval of members by passing special resolution.

Mr. Ande Prathap Reddy is a Civil Engineer by qualification and started his career in the year 1970 working for a company engaged in manufacturing of RCC spun pipes. In the year 1988 he incorporated Balaji Amines Limited for the manufacture of Methyl and Ethyl Amines. BAL's continuing success is a testimony to the entrepreneurial skills of Mr. Ande Prathap Reddy. His vision and perseverance today has taken the Company as one of the leading manufacturers and exporters of

specialty chemicals, aliphatic amines and derivatives in the entire Chemical Industry.

Mr.. Ande Prathap Reddy received the an award for his contribution in World Class Manufacturing and Operational Excellence for the year 2011, in the Manufacturing Leadership Awards & Conclave 2012 instituted by the Industry 2.0 magazine, a publication of 9.9 Media which seeks to recognize senior manufacturing executives who have demonstrated remarkable and outstanding excellence in their respective areas. He has been spearheading the growth of the Company and played a key role at every stage and phase of development and decision making. His vision, guidance, dynamism, and efforts have taken the Company to new heights and to the next level of growth.

Except Mr. Ande Prathap Reddy, appointee himself and Mr. Ande Srinivas Reddy, Whole time Director and CFO of the Company, none of the other Directors, KMP's or their relatives are concerned or interested financially or otherwise in this resolution.

The Board of Directors recommends the above resolution for your consideration and approval as Special Resolution.

**ITEM NO. 6**

The existing term of appointment of Mr. Ande Srinivas Reddy as Whole time Director and CFO of the Company shall expire on 31<sup>st</sup> March, 2026 and accordingly, based on the recommendation of Nomination and Remuneration Committee and the Audit Committee, reappointed as of Mr. Ande Srinivas Reddy as Whole time Director and CFO of the Company for a period of 5 Years from 1<sup>st</sup> April, 2026 to 31<sup>st</sup> March, 2031

Mr. Ande Srinivas Reddy , a Post Graduate in Computer Science with executive management training from ISB, brings global consulting experience and has served on the Board of Balaji Amines since 2013. With a strong background in managing large-scale projects for Fortune 100 companies, he currently leads the Company's new projects, expansion initiatives, and adoption of new technologies. His reappointment will support innovation-led growth and strategic execution.

Except Mr. Ande Srinivas Reddy, appointee himself and Mr. Ande Prathap Reddy, Executive Chairman of the Company, none of the other Directors, KMP's or their relatives are concerned or interested financially or otherwise in this resolution

The Board of Directors recommends the above resolution for your consideration and approval as Special Resolution.

**ITEM NO. 7**

The existing term of appointment of Mr. D. Ram Reddy as Managing Director of the Company shall expire on 31<sup>st</sup> March, 2026 and accordingly, Board of Directors, based on the recommendation of Nomination and Remuneration Committee and the Audit Committee,

reappointed Mr. D. Ram Reddy as Managing Director of the Company for a period of 5 Years from 1<sup>st</sup> April, 2026 to 31<sup>st</sup> March, 2031

Mr. D. Ram Reddy, Managing Director of the Company, brings over 35 years of multifaceted business experience and has been associated with Balaji Amines since its inception in 1988. He has played a crucial role in procurement, marketing, and logistics, and has been instrumental in building strong supplier and customer relationships, including securing a landmark supply contract with a global leader in specialty chemicals. His reappointment will ensure continued strategic support in operational areas vital to the Company's sustained success.

Except Mr. D Ram Reddy, appointee himself, none of the other Directors, KMP's or their relatives are concerned or interested financially or otherwise in this resolution.

The Board of Directors recommends the above resolution for your consideration and approval as Special Resolution.

**ITEM NO. 8**

It is informed to the members of the Board that the existing term of appointment of Mr. N Rajeshwar Reddy as Whole time Director of the Company shall expire on 31<sup>st</sup> March, 2026 and accordingly, Board of Directors, based on the recommendation of Nomination and Remuneration Committee and the Audit Committee, reappointed Mr. N Rajeshwar Reddy as Whole time Director of the Company for a period of 5 Years from 1<sup>st</sup> April, 2026 to 31<sup>st</sup> March, 2031.

Mr. N. Rajeshwar Reddy, a commerce graduate with over 40 years of diverse industry experience, has been a Director of Balaji Amines since 1988. He oversees plant operations at Solapur and has consistently ensured timely and cost-effective execution of projects. His reappointment will ensure continued operational efficiency and execution excellence.

None of the Directors except Mr. N. Rajeshwar Reddy himself, is concerned or interested Financially or otherwise in this resolution.

None of the Other Directors, KMP's or their relatives are concerned or interested in this resolution.

**Date:** 28<sup>th</sup> May, 2025

**Place:** Solapur

The Board of Directors recommends the above resolution for your consideration and approval as Special Resolution.

**ITEM No. 9**

Pursuant to the Provision of Section 204(1) of the Companies Act 2013 read with rule 9 of the Companies (Appointment and Remuneration personnel) Rules 2014 and other applicable provisions if any of the Companies Act , 2013, and Regulations 24A of the SEBI (LODR) Regulations, 2015 as amended on 12/12/2024 with effect from 01/04/2025 it is mandatory for all listed companies to appoint Practicing Company Secretary as Secretarial Auditor for a period of 5 years from the conclusion of the ensuing Annual General Meeting. The Secretarial Auditor should be peer reviewed company secretary.

Brief profile: M/s. P S Rao & Associates, Company Secretaries, is a reputed firm of Company Secretaries in Practice specialized in Secretarial Audit and other corporate law matters with more than 30 years of experience in providing various corporate law services. The Firm also holds a valid Peer Review Certificate.

Accordingly, The Board of Directors in its meeting held on 28<sup>th</sup> May, 2025 upon the recommendation of the Audit Committee, approved the appointment of M/s. P. S. Rao and Associates, Hyderabad as Secretarial Auditor for a period of 5 years.

Pursuant to provision of Regulation 24A the SEBI (Listing Obligation and Disclosure Requirements) Regulation,2015 Shareholders Approval is required for Appointment of the Secretarial Auditor, therefore, consent of the Members is sought for passing an Ordinary Resolution as set out at Item No.6 of the Notice for Appointment of Secretarial Auditor.

None of the Directors, Key Managerial Personnel of the Company and their relatives are, in any way, concerned or interested, financially or otherwise, in the Resolution set out at Item No. 9 of the Notice.

The Board commends the Ordinary Resolution set out at Item No. 6 of the Notice for approval of the Members.

**By Order of the Board  
For Balaji Amines Limited**

Sd/-  
**Abhijeet Kothadiya**  
**Company Secretary & Compliance Officer**  
**ICSI Membership No. A68288**

Details of Directors seeking appointment / re-appointment at the Annual General Meeting (Pursuant to Regulation 36(3) of the Listing Regulations and Secretarial Standards on General Meetings)

S. No.	Particulars	Mr. Rajeshwar Reddy Nomula
1.	Director Identification Number (DIN)	00003854
2.	Date of Birth and Age	2 <sup>nd</sup> February, 1955 (70 years)
3.	Qualifications	B. Com
4.	Experience	He has more than 40 years of experience in the management and general administration of various businesses.
5.	Terms and Conditions of Appointment with details of Remuneration and Last drawn Remuneration, if any	Executive Director, liable to retire by rotation in terms of Section 152(6) of the Companies Act, 2013
6.	Date of Appointment by the Board	16 <sup>th</sup> November, 1988
7.	Shareholding in the Company	He is holding 5,94,993 equity shares to the extent of 1.84% as on 31 <sup>st</sup> March, 2025
8.	Relationship with other directors/KMP	Mr. Rajeshwar Reddy Nomula is the Brother-in-law of Mr. Hemanth Reddy Gaddam, Whole-time Director of the Balaji Speciality Chemicals Limited
9.	Number of Meetings of the Board attended during the year	4 out of 4
10.	Directorships in other companies	1. Balaji Speciality Chemicals Limited 2. Balaji Greenfield Techno Ventures Private Limited 3. Thirumala Precicasts Private Limited 4. Srinivasa Cement Products Private Limited
11.	Chairmanship / Membership of the Committees of the other Boards on which he is a Director as on 31 <sup>st</sup> March, 2025 (other than the Company)	Member of Corporate Social Relationship Committee of Balaji Speciality Chemicals Limited

Details of Directors seeking appointment / re-appointment at the Annual General Meeting (Pursuant to Regulation 36(3) of the Listing Regulations and Secretarial Standards on General Meetings)

S. No.	Particulars	Mr. Ande Prathap Reddy
1.	Director Identification Number (DIN)	00003967
2.	Date of Birth and Age	16 <sup>th</sup> May, 1951 (74 years)
3.	Qualifications	LCE (Civil Engineer)
4.	Experience	He has more than 52 years of experience in various fields and 34 years of experience in chemical Industry.
5.	Terms and Conditions of Appointment with details of Remuneration and Last drawn Remuneration, if any	Executive Chairman
6.	Date of Appointment by the Board	27 <sup>th</sup> Oct, 1988
7.	Shareholding in the Company	He is holding 4969709 equity shares to the extent of 15.34% as on 31 <sup>st</sup> March, 2025
8.	Relationship with other directors/KMP	Mr. A. Prathap Reddy is Father of Mr. A. Srinivas Reddy, Whole-time Director & CFO of Balaji Amines Limited.
9.	Number of Meetings of the Board attended during the year	4 out of 4
10.	Directorships in other companies	1. Balaji Speciality Chemicals Limited 2. Balaji Sourcings Private Limited 3. Satyarx Pharma Innovations Private Limited
11.	Chairmanship / Membership of the Committees of the other Boards on which he is a Director as on 31 <sup>st</sup> March, 2025 (other than the Company)	N.A.

Details of Directors seeking appointment / re-appointment at the Annual General Meeting (Pursuant to Regulation 36(3) of the Listing Regulations and Secretarial Standards on General Meetings)

S. No.	Particulars	Mr. Dundurapu Ram Reddy
1.	Director Identification Number (DIN)	00003864
2.	Date of Birth and Age	20 <sup>th</sup> October, 1961 (63 years)
3.	Qualifications	-
4.	Experience	He has more than 35 years of experience in Raw Material Procurement, Marketing, Sales, and General Administration, spanning multiple industries and business sectors.
5.	Terms and Conditions of Appointment with details of Remuneration and Last drawn Remuneration, if any	Managing Director
6.	Date of Appointment by the Board	15 <sup>th</sup> January, 1989
7.	Shareholding in the Company	He is holding 4,74,855 equity shares to the extent of 1.47 % as on 31 <sup>st</sup> March, 2025
8.	Relationship with other directors/KMP	Mr. Dundurapu Ram Reddy is Cousin of Mr. Ande Srinivas Reddy, Whole time Director & CFO of the Company.
9.	Number of Meetings of the Board attended during the year	4 out of 4
10.	Directorships in other companies	1. SVS Food Processors Private Limited 2. SVS Medicare Private Limited 3. SVS Products Private Limited 4. SVS Products Private Limited 5. Thirumala Precicasts Private Limited 6. Balaji Greenfield Techno Ventures Private Limited 7. Srinivasa Cement Products Private Limited 8. Balaji Speciality Fine Chem Products LLP
11.	Chairmanship / Membership of the Committees of the other Boards on which he is a Director as on 31 <sup>st</sup> March, 2025 (other than the Company)	N.A.

Details of Directors seeking appointment / re-appointment at the Annual General Meeting (Pursuant to Regulation 36(3) of the Listing Regulations and Secretarial Standards on General Meetings)

S. No.	Particulars	Mr. Ande Srinivas Reddy
1.	Director Identification Number (DIN)	03169721
2.	Date of Birth and Age	10 <sup>th</sup> May, 1975 (50 years)
3.	Qualifications	Master's degree in Computer Science
4.	Experience	He has more than 10 Years of Experience. He is responsible for driving new and expansion projects, as well as implementing advanced technologies and processes within the company
5.	Terms and Conditions of Appointment with details of Remuneration and Last drawn Remuneration, if any	Whole time Director and CFO
6.	Date of Appointment by the Board	11 <sup>th</sup> May, 2013
7.	Shareholding in the Company	He is holding 36,57,146 equity shares to the extent of 11.29% as on 31 <sup>st</sup> March, 2025
8.	Relationship with other directors/KMP	Mr. A. Srinivas Reddy, Whole-time Director & CFO of Balaji Amines Limited is the son of Mr. A. Prathap Reddy, Executive Chairman of the Company.
9.	Number of Meetings of the Board attended during the year	4 out of 4
10.	Directorships in other companies	N.A.
11.	Chairmanship / Membership of the Committees of the other Boards on which he is a Director as on 31 <sup>st</sup> March, 2025 (other than the Company)	N.A.



# DIRECTOR'S REPORT

To  
The Members,  
Your Directors are pleased to present the 37<sup>th</sup> Annual Report together with the Audited Standalone and Consolidated Financial Statements of the Company for the financial year ended 31<sup>st</sup> March, 2025.

1. FINANCIAL RESULTS

(₹ in lakh)

Particulars	Standalone		Consolidated	
	2024-25	2023-24	2024-25	2023-24
Revenue from Operations	1,27,359.23	1,33,784.44	1,39,708.44	1,64,151.30
Other Income	2,278.45	2,089.55	3,320.32	2,963.77
<b>Total Income</b>	<b>1,29,637.68</b>	<b>1,35,873.99</b>	<b>1,43,028.76</b>	<b>1,67,115.07</b>
Total Expenses excluding Depreciation, Finance Cost and Tax	1,04,718.19	1,09,129.52	1,16,493.38	1,31,777.93
<b>Profit Before Depreciation, Finance Cost and Tax</b>	<b>24,919.49</b>	<b>26,744.47</b>	<b>26,535.38</b>	<b>35,337.14</b>
Less: Depreciation	3,837.05	3,364.61	4,843.63	4,537.36
<b>Profit Before Finance Cost and Tax</b>	<b>21,082.44</b>	<b>23,379.86</b>	<b>21,691.75</b>	<b>30,799.78</b>
Less: Finance Cost	185.74	217.91	369.81	644.23
<b>Profit Before Tax (PBT)</b>	<b>20,896.70</b>	<b>23,161.95</b>	<b>21,321.94</b>	<b>30,155.55</b>
Less: Current Tax	4,365.85	5,209.38	4,450.63	6,949.62
Deferred Tax	990.51	829.1	(76.05)	626.02
Adjustment of earlier years' tax	(80.93)	(6.95)	1,088.22	(650.39)
Total Tax	5,275.43	6,031.53	5,462.80	6,925.25
<b>Profit After Tax (PAT)</b>	<b>15,621.27</b>	<b>17,130.42</b>	<b>15,859.14</b>	<b>23,230.30</b>
Other Comprehensive Income	26.8	(483.96)	45.89	(479.32)
<b>Total Comprehensive Income</b>	<b>15,648.07</b>	<b>16,646.46</b>	<b>15,905.03</b>	<b>22,750.98</b>
1. Shareholders of the Company	<b>15,648.07</b>	16,646.46	<b>15,789.39</b>	20,002.48
2. Non-controlling Interests	-	-	115.63	2,745.84
Less: Transfer to Reserves	(1,562.13)	(1,713.00)	(1,562.13)	(1,713.00)
<b>Balance</b>	<b>14,085.94</b>	<b>14,933.46</b>	<b>14,227.26</b>	<b>18,289.48</b>
Balance of profit of earlier years	1,35,116.76	1,23,423.41	1,53,863.64	1,38,814.25
Add (Less): Final Dividend Paid, Other Comprehensive Income, net of taxes etc.	(3,564.11)	(3,240.10)	(3,469.40)	(3,240.10)
<b>Balance Carried Forward</b>	<b>1,45,638.59</b>	<b>1,35,116.76</b>	<b>1,64,621.50</b>	<b>1,53,863.64</b>

2. PERFORMANCE HIGHLIGHTS AND THE STATE OF COMPANY’S AFFAIRS

Your company has achieved a total income of ₹1,29,637.68 lakh on Standalone Basis and ₹1,43,028.76 lakh on Consolidated Basis during the financial year 2024-25 as compared to ₹1,35,873.99 lakh on Standalone Basis and ₹1,67,115.07 lakh in previous year. The Standalone and Consolidated Profit before Tax (PBT) for the year stood at ₹20,896.7 lakh and ₹21,321.94 lakh as compared to ₹23,161.95 lakh and ₹30,155.55 lakh respectively over the previous year. The Standalone and Consolidated Profit after Tax (PAT) stood at ₹15,621.27 lakh and ₹15,859.14 lakh as compared to ₹17,130.42 lakh and ₹23,230.30 lakh over the previous year.

Further, the details of operations are given in the Management Discussion and Analysis Report which forms part of this report.

3. DIVIDEND

During the Financial Year, based on the Company's performance, the Board of Directors have declared dividend of ₹11/- each per equity share at 550% of the face value of ₹2/- each, if approved by the Members and would involve a cash outflow of ₹3,564.11 lakh. Pursuant to Regulation 43A of SEBI (Listing Obligations and Disclosure Requirements) Regulations, 2015, the Company has framed a Dividend Distribution Policy and the same is herewith annexed as ‘Annexure I’ to this report. The Dividend Distribution Policy is posted on the website of the Company at <http://www.balajiamines.com/pdf/1703159270DividendDistributionPolicy.pdf>

4. TRANSFER TO RESERVES

The Company proposes to transfer a sum of ₹1,562.13 lakh to the General Reserves. An amount of ₹14,059.14 lakh is proposed to be retained in the statement of profit and loss.

5. SUBSIDIARIES

Balaji Speciality Chemicals Limited (BSCL) is the only Subsidiary of the Company. BSCL is engaged in Manufacturing of Ethylenediamine (EDA), Piperazine (Anhydrous), Aminoethylpiperazine (AEP) and Diethylene triamine (DETA) and other Specialty Chemicals. The new Greenfield Project of BSCL is under execution at MIDC, Chincholi, Solapur with an investment of ₹750 crore as a Mega Project in a phased manner to manufacture some of the high technology products such as Hydrogen Cyanide, Sodium cyanide, EDTA/EDTA 2na etc.,. BSCL has undertaken a brownfield project at its Unit - I for manufacturing of EDA based products, which have better and higher realisation.

6. CONSOLIDATED FINANCIAL STATEMENTS

As required pursuant to the provisions of Section 129 of the Companies Act, 2013, and the SEBI (Listing Regulations and Disclosure Requirements) Regulations, 2015, the Consolidated Financial Statements of the Company are prepared in accordance with the Indian Accounting Standards (Ind-AS) issued by the Institute of Chartered Accountants of India on the basis of the Audited Financial Statements of the Company and its Subsidiary.

As per the provisions of Section 136 of the Companies Act, 2013, the Company will also place separate audited accounts of its Subsidiaries on its website. The audited financial statements of the subsidiary are available on the website of the Company at <https://www.balajiamines.com/investor-relations.php>.

The Statement containing salient features of the financial statements of the subsidiaries in Form AOC-1 is attached as ‘Annexure II’ to this Annual Report.

7. CREDIT RATING

The Credit Rating of the Company is affirmed during the year as “IND AA/Stable/IND A1+” by India Ratings and Research Private Limited.

8. DETAILS OF COMPANIES WHICH HAVE BECOME OR CEASED TO BE ITS SUBSIDIARIES, JOINT VENTURES OR ASSOCIATE COMPANIES DURING THE FINANCIAL YEAR

During the Financial Year 2024-25, no company ceased to be a subsidiary of the company and your company does not have any associates or joint ventures.

9. DETAILS OF DIRECTORS OR KEY MANAGERIAL PERSONNEL WHO WERE APPOINTED OR HAVE RESIGNED DURING THE FINANCIAL YEAR

The constitution of the Board is in compliance with the provisions of Section 149 of the Companies Act, 2013 and the Listing Regulations.

During the financial year 2024-25, the following changes were occurred in the Directors and Key Managerial Personnel:

During the year, Mr. Lakhan S. Dargad resigned from the office of Company Secretary of the Company with effect from 30<sup>th</sup> December, 2024. Mr. Abhijeet S. Kothadiya has been appointed as a Company Secretary of the Company with effect from 31<sup>st</sup> December, 2024.

10. DECLARATION BY INDEPENDENT DIRECTORS

The Company has received declarations of independence from all Independent Directors pursuant to the provisions of Section 149(7) of the Act and Regulation 25(8) of the SEBI Listing Regulations, stating that they meet the criteria of independence as provided in Section 149(6) of the Act and Regulation 16(1)(b) of the Listing Regulations and they are not aware of any circumstance or situation, which exist or may be reasonably anticipated, that could impair or impact their ability to discharge their duties with an objective independent judgment and without any external influence.

The Board is of the opinion that the Independent Directors of the Company possess requisite qualifications, experience and expertise and hold the highest standards of integrity during their tenure. In terms of Section 150 read with Rule 6 of the Companies (Appointment and Qualification of Directors) Rules, 2014, as amended, the Independent Directors of the Company have included their names in the data bank of Independent Directors maintained with the Indian Institute of Corporate Affairs.

11. MEETINGS

During the year, four meetings of the Board of Directors were held, as more particularly disclosed in the attached Report on Corporate Governance. The intervening gap between any two meetings was within the prescribed period.

The number and dates of meetings held by the Board and its Committees, attendance of Directors and details of remuneration paid to them is given separately in the Report on Corporate Governance in terms of Section 134(3) (b) of the Companies Act, 2013.

None of the Directors are disqualified under Section 164(2) of the Act. Certificate on non-disqualification, as required under Regulation 34 of SEBI (Listing Obligation & Disclosure Requirements) Regulations, 2015 is annexed to the Report on Corporate Governance.

**Committees of the Board**

Details of committees of the Board, their composition, terms of reference and other details are provided in the Report on Corporate Governance, which forms a part of this Annual Report.

**Meetings of Independent Directors**

As stipulated by the Code of Independent Directors under the Act and the Listing Regulations, one meeting of Independent Directors was held during the year. The Independent Directors reviewed the performance of the Chairman, Non-Independent Directors and the Board as a whole.

**12. BOARD EVALUATION**

Pursuant to the provisions of the Companies Act, 2013 and Listing Regulations, the Board has carried out the annual performance evaluation of its own performance by the Directors individually (including Independent Directors) as well as the evaluation of the working of its Audit, Nomination and Remuneration and other Committees.

A structured questionnaire was prepared after taking into consideration inputs received from the Directors, covering various aspects of the Board's functioning such as adequacy of the composition of the Board and its Committees, Board culture, execution and performance of specific duties, obligations and governance.

A separate exercise was carried out to evaluate the performance of individual Directors including the Chairman of the Board, who were evaluated on parameters such as level of engagement and contribution, independence of judgments, safeguarding the interest of the Company.

The performance evaluation of the Independent Directors was carried out by the entire Board. The performance evaluation of the Chairman and the Non-Independent Directors was carried out by the Independent Directors. The Directors expressed their satisfaction with the evaluation process.

**Familiarization program for Independent Directors**

The Company familiarizes its Independent Directors pursuant to the requirements of the Listing Regulations with their roles, rights, responsibilities in the Company. The details of the familiarization programme imparted to Independent Directors of the Company during Financial Year 2024-25 are available on the website of the Company at <http://www.balajiamines.com/pdf/1708002869FamiliarisationProgramme.pdf>.

It is the general practice of the Company to notify the changes in all the applicable laws from time to time in Board Meetings conducted.

**13. DIRECTORS RESPONSIBILITY STATEMENT**

Pursuant to Section 134(5) of the Companies Act, 2013, Board of Directors confirm that, to the best of their knowledge and belief and according to the information and explanation available to them that -

- (a) in the preparation of the annual accounts, the applicable accounting standards have been followed along with proper explanation relating to material departures;
- (b) such accounting policies as mentioned in the notes to the financial statements have been selected and applied them consistently and made judgments and estimates that are reasonable and prudent so as to give a true and fair view of the state of affairs of the Company at the end of the financial year 2024-25 and of the profit of the Company for that period;
- (c) proper and sufficient care has been taken for the maintenance of adequate accounting records in accordance with the provisions of the Companies Act, 2013, for safeguarding the assets of the Company and for preventing and detecting fraud and other irregularities;
- (d) the annual accounts for the year 2024-25 have been prepared on a going concern basis;
- (e) the proper internal financial controls are in place and that the financial controls were adequate and were operating effectively.
- (f) the proper systems have been devised to ensure compliance with the provisions of all applicable laws and were adequate and operating effectively mentioned under various heads of the departments which are in turn reporting to the Whole-time Directors.

**14. RESEARCH & DEVELOPMENT**

Your Company has been carrying out continuous Research and Development activities in the following areas:

The Company has initiated various process development activities in the following plants which have bearing on the cost reduction, product quality improvement and modifications required to meet specific requirements of customers for some products.

- i. Morpholine
- ii. DMAHCL - at Unit -III
- iii. Propylene Glycol Pharma grade
- iv. Di Methyl Carbonate (DMC) Electronic Grade

**15. EXPANSION/DIVERSIFICATION**

**A. Methylamines:** During the year the new plant at Unit -IV was commissioned on 10<sup>th</sup> November, 2024.

**B. Solar Power plant:** First phase of Solar power plant of 8 MW DC (6 MW AC) is commissioned on 2<sup>nd</sup> April 2025. This will reduce the power bills of all the plants substantially in line with our commitment of Carbon emission reduction under ESG declarations.

- 1. Solar Rooftop power plant at various units of 2728 kw were installed and started generation of power under the Maharashtra approval.
- 2. **Electronic Grade Di Methyl Carbonate (DMC):** Existing DMC plant is added with new Equipment and the plant is commissioned, trial runs have been taken up and the ELectronic Grade DMC has been produced and accepted by the prospective customers. The Plant was declared commissioned successfully from 28<sup>th</sup> May, 2025.
- 3. **Di Methyl Ether :** The plant is under construction and likely to be commissioned in this Financial Year 2025-26.
- 4. **N-Methyl Morpholine(NMM) :** The NMM plant with a capacity of 15 MT/Day is under execution at Unit IV. Most of the equipment is ordered. The civil works are in progress. The plant is likely to be commissioned during the Financial Year 2025-26.
- 5. **Iso Propyl Amine :** The company has modified the existing Ethyl Amines plant at Unit-I suitable to manufacture Iso Propyl Amines(MIPA/DIPA). The capacity of the plant will be around 20 to 21 Tons per day. Most of the existing equipment of the Ethyl Amines plant is being used. The plant is likely to be commissioned after receipt of Consent for Operations from MPCB.
- 6. The company has taken up a project for upgradation of technology and increasing the capacity of existing ACN plant to a capacity of 60 MT/Day at Unit-III MIDC, Chincholi. The detailed engineering and ordering of critical and long delivery equipment are in progress and the plant is expected to be commissioned during the FY 2026-27.

**16. CHANGE IN NATURE OF BUSINESS**

There is no change in the nature of business during the year.

**17. MATERIAL CHANGES AND COMMITMENTS**

There have been no material changes and commitments, if any affecting the financial position of your Company which have occurred after the closure of the Financial Year 2024-25 till the date of this Report.

**18. REMUNERATION POLICY**

The Board has, on the recommendations of the Nomination and Remuneration Committee, framed a policy for selection and appointment of Directors and Senior Management personnel and fix their remuneration. The Remuneration Policy is placed on the website of the Company at the link: <http://www.balajiamines.com/pdf/1708061046Nomination,RemunerationandEvaluationPolicy.pdf>.

**19. PARTICULARS OF LOANS, GUARANTEES OR INVESTMENTS**

Details of Loans, Guarantees and Investments covered under the provisions of Section 186 of the Companies Act, 2013, are given in the notes to the Financial Statements.

**20. ANNUAL RETURN**

Pursuant to the provisions of Section 92(3) of the Act, the Annual Return of the Company as on 31<sup>st</sup> March, 2025 is available on the Company's website at <https://www.balajiamines.com/investor-relations.php>.

**21. PARTICULARS OF EMPLOYEES**

In terms of the provisions of Section 197(12) of the Companies Act, 2013 read with Rule 5(1) of the Companies (Appointment and Remuneration of Managerial Personnel) Rules, 2014, a statement showing the names and other particulars of the employees drawing remuneration in excess of the limits set out in the said rules are provided in '**Annexure III**' to this report.

Details as required under Section 197(12) of the Act read with Rule 5(2) and 5(3) of the Companies (Appointment and Remuneration of Managerial Personnel) Rules, 2014, with respect to information of employees of the Company will be provided upon request by a Member. In terms of the provisions of Section 136(1) of the Act, the Annual Report is being sent to all the Members of the Company whose email address(es) are registered with the Company/ Depository Participants via electronic mode, excluding the aforesaid Annexure. If any Member is interested in obtaining a copy thereof, the Member may write to the Company Secretary in this regard or send an email to [cs@balajiamines.com](mailto:cs@balajiamines.com).

**22. DETAILS IN RESPECT OF ADEQUACY OF INTERNAL FINANCIAL CONTROLS WITH REFERENCE TO THE FINANCIAL STATEMENTS**

The Company has in place proper and adequate internal control systems commensurate with the nature of its business, size and complexity of its operations. Internal control systems comprising policies and procedures designed and implemented to ensure reliability of financial reporting, timely feedback on achievement of operational and strategic goals, compliance with policies, procedure, applicable laws and



regulations, and that all assets and resources acquired are used optimally.

**23. STATUTORY AUDITORS**

M/s. M. Anandam & Co., Chartered Accountants (Firm Registration No. 0001255), were appointed as Statutory Auditors of the Company for a period of 5 years from the conclusion of 34<sup>th</sup> Annual General Meeting of the Company till the conclusion of 39<sup>th</sup> Annual General Meeting of the Company.

The Independent Auditors report given by M/s. M. Anandam & Co., Chartered Accountants, Statutory Auditors of the Company on Standalone and Consolidated Financial Statements of the Company does not contain any qualification, reservation or adverse remark.

**24. REPORTING OF FRAUDS**

During the year under review, there was no instance of fraud, which required the Statutory Auditors to report to the Audit Committee and /or Board under Section 143(12) of the Companies Act, 2013 and the rules made thereunder.

**25. INTERNAL AUDITORS**

The Board of Directors based on the recommendations of the Audit Committee have appointed M/s. Pandhare & Company, Chartered Accountants as Internal Auditors of the Company for Manufacturing Division and M/s. Aherkar & Co., Chartered Accountants as Internal Auditors of the Company for the Hotel Division of the Company. The Internal Auditors are submitting their reports on a monthly basis to the management.

**26. COST AUDITORS**

In accordance with Section 148(3) read with the Companies (Cost Records and Audit) Rules, 2014 and other applicable provisions, if any, of the Companies Act, 2013, the Audit Committee has recommended and the Board of Directors had appointed Mr. Narayan D. Dontul, Practicing Cost Accountants, Solapur, (Firm Registration No. 100224) as Cost Auditors of the Company, to carry out the cost audit of the products manufactured by the Company during the financial year 2024-25 on a remuneration of ₹75,000/- (Rupees Seventy Five Thousand only) (plus GST and reimbursement of out of pocket expenses). The remuneration payable to the cost auditor is required to be placed before the Members in a general meeting for their approval. Accordingly, a resolution seeking Members' approval for the remuneration payable to Mr. Narayan D. Dontul, Cost Accountants, is included at Item No. 4 of the Notice convening the 37<sup>th</sup> Annual General Meeting.

**27. SECRETARIAL AUDITORS & SECRETARIAL AUDIT REPORT**

Pursuant to the amended provisions of Regulation 24A of the SEBI (LODR) Regulations and Section 204 of the Act read with Rule 9 of the Companies (Appointment and Remuneration of Managerial Personnel) Rules, 2014, the Board of Directors have

approved and recommended the appointment of M/s. P. S. Rao & Associates, Peer Reviewed Firm of Company Secretaries in Practice as Secretarial Auditors of the Company for a term of up to 5 (Five) consecutive years to hold office from the conclusion of ensuing AGM till the conclusion of 42<sup>nd</sup> AGM of the Company to be held in the Year 2030, for approval of the Members at ensuing AGM of the Company. Brief resume and other details of M/s. P. S. Rao & Associates, Company Secretaries in Practice, are separately disclosed in the Notice of ensuing AGM.

The Secretarial Audit Report, pursuant to Section 204(1) of the Companies Act, 2013, for the financial year ended 31<sup>st</sup> March, 2025 is given in '**Annexure IV**' attached hereto and forms part of this Report.

During the year under review following qualifications given by Secretarial Auditors.

**Company has submitted disclosure under Regulation 30 of SEBI (Listing Obligations and Disclosure Requirements) Regulations, 2015 in respect of receipt of order from Office of Joint Director General of Foreign Trade, Pune with a delay of 19 days**

Reply to Qualification of Secretarial Auditors:

The Company was of the view that the Director General of Foreign Trade is not Regulatory body and did not disclose the same. Further after obtaining experts view that DGFT is a Regulatory body have made the necessary disclosure.

The Secretarial Audit Report of Unlisted Material Subsidiary, Balaji Speciality Chemicals Limited issued by M/s. P. S. Rao & Associates, Practicing Company Secretaries is forming part of the Report on Corporate Governance.

As per Regulation 24A of the Listing Regulations, the Annual Secretarial Compliance Report issued by M/s. P. S. Rao & Associates, Practicing Company Secretaries pursuant to SEBI circular dated February 8, 2019 and is forming part of the Report on Corporate Governance.

**28. VIGIL MECHANISM / WHISTLE BLOWER POLICY**

The Company has formulated a Whistle Blower Policy in terms of Section 177 of the Companies Act, 2013 and as per Regulation 22 of the SEBI (Listing Obligations and Disclosure Requirements) Regulations, 2015 and SEBI (Prohibition of Insider Trading) Regulations, 2015 for the employees to report their grievances / concerns about instances of unethical behavior, actual or suspected fraud or violation of Company's Code of Conduct by means of Protected Disclosure to the Authorized Officer or the Chairman of the Audit Committee.

The vigil mechanism / whistle blower policy may be accessed on the Company's website at the link: <http://www.balajiamines.com/pdf/1701953176WhistleBlowerPolicy.pdf>.

**29. ENERGY CONSERVATION, TECHNOLOGY ABSORPTION AND FOREIGN EXCHANGE EARNINGS AND OUTGO**

The information on conservation of energy, technology absorption and foreign exchange earnings and outgo stipulated under Section 134 (3) (m) of the Companies Act, 2013, read with Rule 8 of the Companies (Accounts) Rules, 2014 is annexed herewith as '**Annexure V**'.

**30. PARTICULARS OF CONTRACTS OR ARRANGEMENTS WITH RELATED PARTY**

All related party transactions that were entered into during the financial year were at an arm's length basis and were in the ordinary course of business. There are no materially significant related party transactions made by the Company with Promoters, Directors, Key Managerial Personnel or other designated persons which may have a potential conflict with the interest of the Company at large. **All the related party transactions are approved by the Audit Committee and Board of Directors.**

During the year, all Related Party Transactions were placed before the Audit Committee and also to the Board for approval. Prior omnibus approval of the Audit Committee was obtained for the transactions which were of a foreseen and repetitive nature. A statement on Related Party Transactions specifying the details of the transactions pursuant to each omnibus approval granted, is placed on a quarterly basis for review by the Audit Committee.

Pursuant to Regulation 23(9) of SEBI Listing Regulations, the disclosures of Related Party Transactions are submitted to the Stock Exchanges on a half-yearly basis. The Policy on Related Party Transactions as approved by the Board of Directors of the Company is uploaded on the website of the Company and the same can be accessed at the link: <http://www.balajiamines.com/pdf/1703137523PolicyonRelatedPartyTransactions.pdf>.

The particulars of contracts or arrangements with related parties referred to in sub-section (1) of Section 188 of the Companies Act, 2013, in Form AOC-2 and disclosures under Schedule V of the Securities and Exchange Board of India (Listing Obligations and Disclosure Requirements) Regulations, 2015, is annexed as '**Annexure VI**' to this report.

**31. RISK MANAGEMENT**

The Company has constituted a Risk Management Committee and formulated a policy on Risk Management in accordance with the Companies Act, 2013 and Regulation 21 of SEBI (Listing Obligations and Disclosure Requirements) Regulations, 2015. The details of the Committee and its terms of reference are set out in the Report on Corporate Governance forming part of the Director's Report. The Risk Management Policy of the Company is posted on the website of the

Company and the web link: <http://www.balajiamines.com/pdf/1702972928RiskManagementPolicy.pdf>.

**32. CORPORATE SOCIAL RESPONSIBILITY**

The Board in compliance with the provisions of Section 135(1) of the Companies Act, 2013, and rules made thereunder has constituted Corporate Social Responsibility (CSR) Committee. The details of the Committee and its terms of reference are set out in the Report on Corporate Governance forming part of the Director's Report. The CSR policy has been placed on the Website of the Company and can be accessed through the link: <http://www.balajiamines.com/pdf/1708062412CorporateSocialReponsibilityPolicy.pdf> and a brief outline of the CSR Policy and the CSR initiatives undertaken by the Company during the year as per Annexure prescribed in the Companies (Corporate Social Responsibility Policy) Rules, 2014 have been appended as '**Annexure VII**' to this Report.

**33. FIXED DEPOSITS**

Your Company has not accepted any fixed deposits from the public within the meaning of Section 73 of the Companies Act, 2013 and the Companies (Acceptance of Deposits) Rules, 2014 and as such no principal or interest was outstanding as on the date of the Balance Sheet.

**34. DETAILS OF SIGNIFICANT AND MATERIAL ORDERS PASSED BY THE REGULATORS OR COURTS OR TRIBUNALS**

There are no significant and material orders passed by the Regulators or Courts or Tribunals that would impact the going concern status of the Company and its future operations.

**35. MANAGEMENT DISCUSSION & ANALYSIS**

Pursuant to Regulation 34(2) read with the Schedule V of the Listing Regulations, the Management Discussion and Analysis Report for the financial year is shown in a separate section forming part of the Annual Report.

**36. DETAILS OF APPLICATION MADE OR ANY PROCEEDING PENDING UNDER INSOLVENCY AND BANKRUPTCY CODE, 2016**

During the year under review, the Company has not filed any application or no proceeding is pending against the Company under the Insolvency and Bankruptcy Code, 2016.

**37. DETAILS OF DIFFERENCE BETWEEN AMOUNT OF THE VALUATION DONE AT THE TIME OF ONE-TIME SETTLEMENT AND THE VALUATION DONE WHILE TAKING LOAN FROM THE BANKS OR FINANCIAL INSTITUTIONS ALONG WITH THE REASONS THEREOF**

During the year under review, the Company has not made any one-time settlement while taking any loans from the Banks or Financial Institutions.

**38. COMPLIANCE WITH SECRETARIAL STANDARDS**

During the year under review, your Company has complied with the respective Secretarial Standards issued by the Institute of Company Secretaries of India on Meeting on Board of Directors (SS-1), General Meetings (SS-2) and Dividend (SS-3).

**39. EMPLOYEE STOCK OPTIONS**

The Company is yet to implement the ESOP Scheme.

**40. BUSINESS RESPONSIBILITY AND SUSTAINABILITY REPORT WITH ENVIRONMENT, SOCIAL & GOVERNANCE**

The Company forms part of the top 1000 listed entities on BSE and NSE as on 31<sup>st</sup> March, 2025. Accordingly, pursuant to Regulation 34(2)(f) of Listing Regulations, Business Responsibility and Sustainability Report (BRSR) for the financial year ended 31<sup>st</sup> March, 2025 is provided in a separate section which forms part of the Annual Report.

**41. CORPORATE GOVERNANCE**

Your Company practices a culture that is built on core values and ethical good governance practices and is committed to transparency in all its operations and activities. A Report on Corporate Governance along with a Certificate from M/s. P. S. Rao & Associates, Practising Company Secretaries regarding compliance with the conditions of Corporate Governance as stipulated in Regulations 17 to 27, clauses (b) to (i) of sub-regulation (2) of Regulation 46 and paragraphs C, D and E of Schedule V of the Securities and Exchange Board of India (Listing Obligations and Disclosure Requirements) Regulations, 2015 forms part of the Annual Report.

**42. HUMAN RESOURCES**

Your Company considers its Human Resource as the major strength to achieve its objectives. Keeping this in view, your Company takes all the care to attract, train and retain well qualified and deserving employees. The employees

are sufficiently empowered and enabled to work in an environment that inspires them to achieve higher levels of performance. The unflinching commitment of the employees is the driving force behind the Company's vision being accomplished. Your Company appreciates the contribution of its dedicated employees.

**43. DISCLOSURE UNDER THE SEXUAL HARASSMENT OF WOMAN AT WORKPLACE (PREVENTION, PROHIBITION AND REDRESSAL) ACT, 2013**

The Company has in place an Anti-Sexual Harassment Policy in line with the requirements of the Sexual Harassment of Women at the Workplace (Prevention, Prohibition & Redressal) Act, 2013. Internal Complaints Committee (ICC) has been set up to redress complaints received regarding sexual harassment. All employees (permanent, contractual, temporary, trainees) are covered under this policy. This policy is placed on the Company's Website at <http://www.balajiamines.com/pdf/1645091304Anti%20Sexual%20Harassment%20Policy.pdf>.

The following is a summary of sexual harassment complaints received and disposed of during the year:

No. of Complaints received	: Nil
No. of Complaints disposed off	: Nil

**44. LISTING WITH STOCK EXCHANGES**

The Equity Shares of the Company are listed on NSE Limited and BSE Limited. The annual listing fees for the year 2025-26 have been paid to these exchanges.

**45. ACKNOWLEDGMENT**

Your Directors express their sincere appreciation to the customers, members, dealers, employees, bankers, State and Central Government, Stock Exchanges and all the stakeholders for their cooperation and confidence reposed in the Company.

**For and on Behalf of the Board of Directors**

Sd/-

**Ande Prathap Reddy**

**Executive Chairman**

**DIN: 00003967**

**Date:** 28<sup>th</sup> May, 2025

**Place:** Hyderabad

**ANNEXURES TO THE DIRECTORS' REPORT**

**ANNEXURE-I**

**DIVIDEND DISTRIBUTION POLICY**

**1. Background and applicability**

The Dividend Distribution Policy (hereinafter referred to as the "Policy") has been developed in accordance with the applicable provisions of the Companies Act, 2013 and applicable SEBI regulations.

The Securities and Exchange Board of India ("SEBI") vide its Gazette Notification dated July 08, 2016 has amended the Listing Regulations by inserting Regulation 43A in order to make it mandatory to have a Dividend Distribution Policy in place by the top five hundred listed companies based on their market capitalization calculated as on the 31<sup>st</sup> day of March of every year and to disclose a Dividend Distribution Policy in the annual report and on the corporate website.

The Board of Directors (the "Board") of Balaji Amines Limited (the "Company") has adopted the Policy of the Company as required in terms of Regulation 43A of the SEBI (Listing Obligations and Disclosure Requirements) Regulations, 2015 ("Listing Regulations").

The Company currently has only one class of shares, viz. equity, for which, this policy is applicable. The policy is subject to review if and when the Company issues different classes of shares.

**2. Dividend distribution philosophy**

The Company is committed to driving extraordinary value creation for all its stakeholders. The focus is to continue to provide sustainable returns, through an appropriate capital strategy for both medium term and longer term value creation. Accordingly, the Board would continue to adopt a progressive and dynamic dividend policy, ensuring immediate as well as long term needs of the business considering wealth maximisation as a philosophy.

**3. Dividend**

Dividend represents part of the profits of the Company, which is distributed to shareholders in proportion to the amount paid-up on shares they hold. Dividend includes Interim Dividend.

The Dividend for any financial year shall normally be paid out of the Company's profits for that year. This will be arrived at after providing for depreciation in accordance with the provisions of the Companies Act, 2013. If circumstances require, the Board may also declare dividend out of accumulated profits of any previous financial year(s) in accordance with provisions of the Act and Regulations, as applicable.

**4. Circumstances under which shareholders can expect Dividend**

The Board will assess the Company's financial requirements, including present and future organic and inorganic growth opportunities and other relevant factors (as mentioned elsewhere in this policy) and declare Dividend in any financial year.

Notwithstanding the above, the shareholders of the Company may not expect Dividend under the following circumstances:

- a. Whenever it undertakes or proposes to undertake a significant expansion project requiring higher allocation of capital expenditure.
- b. Significantly higher working capital requirements which may adversely impact free cash flows during that period.
- c. Whenever it undertakes any acquisition or joint ventures requiring significant allocation of capital.
- d. In the event of inadequacy of profit or whenever the Company has incurred losses.

**5. Interim and Final Dividend**

The Board may declare one or more Interim Dividends during the year. Additionally, the Board may recommend Final Dividend for the approval of the shareholders at the Annual General Meeting. The date of the Board meeting in which the Dividend proposal is being considered, will be informed to the stock exchanges, as required by Listing Regulations.

**6. Financial parameters and other internal and external factors that would be considered for declaration of Dividend:**

- Distributable surplus available as per the Act and Regulations
- The Company's liquidity position and future cash flow needs
- Track record of Dividends distributed by the Company
- Payout ratios of comparable companies
- Prevailing Taxation Policy or any amendments expected thereof, with respect to Dividend distribution
- Capital expenditure requirements considering the expansion and acquisition opportunities



- Cost and availability of alternative sources of funds.
- Macroeconomic and business conditions in general which may impact the cashflows.
- Providing for unforeseen events or contingency with financial implications
- Any other relevant factors that the Board may deem fit to consider before declaring a Dividend.

7. Utilisation of retained earnings

Subject to applicable regulations, the Company’s retained earnings shall be applied for:

- Funding inorganic and organic growth needs including working capital, capital expenditure, repayment of debt, etc.

- Buyback of shares subject to applicable limits as per the Act and Regulations.
- Payment of Dividend in future years.
- Issue of Bonus shares.
- Any other permissible purpose.

8. Modification of the Policy

The Policy will be reviewed periodically by the Board. The Board is authorised to change/amend this policy from time to time at its sole discretion and/or in pursuance of any amendments made in the Companies Act, 2013, or the SEBI Regulations, etc.

ANNEXURES TO THE DIRECTORS’ REPORT  
ANNEXURE – II  
FORM AOC – 1

STATEMENT CONTAINING SALIENT FEATURES OF THE FINANCIAL STATEMENT OF  
SUBSIDIARIES / ASSOCIATE COMPANIES / JOINT VENTURES.

[Pursuant to first proviso to sub-section (3) of section 129 read with Rule 5 of Companies (Accounts) Rules, 2014]

PART A: SUBSIDIARIES

(₹ in lakh)

Sr. No.	Particulars	Details
1	Name of the subsidiary	Balaji Speciality Chemicals Limited
2	Reporting period for the subsidiary concerned, if different from the holding company’s reporting period	31 <sup>st</sup> March, 2025 (Same as Holding Company)
3	Reporting currency and Exchange rate as on the last date of the relevant Financial year in the case of foreign subsidiaries	Not Applicable
4	Share Capital	₹4,000.00
5	Reserves & Surplus	₹38,914.32
6	Total Assets	₹47,124.10
7	Total Liabilities	₹4,209.78
8	Investments	-
9	Turnover	₹13,446.59
10	Profit / Loss before taxation	₹425.71
11	Tax Expense Net of Deferred Tax Asset	₹187.38
12	Profit/Loss after taxation	₹238.33
13	Proposed Dividend	Nil
14	% of Shareholding	55%

PART B: ASSOCIATE AND JOINT VENTURES: NOT APPLICABLE

As per our report of even date  
For **M/s. M. Anandam & Co.**  
Chartered Accountants  
(Firm Regn No: 000125S)

For and on behalf of Board of Directors

Sd/-  
**M V Ranganath**  
Partner  
Membership No. 028031  
Place : Hyderabad  
Date : May 28<sup>th</sup>, 2025

Sd/-  
**A Prathap Reddy**  
Executive Chairman  
DIN 00003967  
Place : Hyderabad  
Date : May 28<sup>th</sup>, 2025

Sd/-  
**A Srinivas Reddy**  
Whole Time Director & CFO  
DIN 03169721  
Place : Hyderabad  
Date : May 28<sup>th</sup>, 2025

Sd/-  
**Abhijeet Kothadiya**  
Company Secretary  
M No : A68288  
Place : Solapur  
Date : May 28<sup>th</sup>, 2025

ANNEXURE - III  
REPORT ON MANAGERIAL REMUNERATION

[As per Section 197 of the Companies Act, 2013, Read with Rule 5 of the Companies  
(Appointment and Remuneration of Managerial Personnel) Rules, 2014]

a) The ratio of the remuneration of each Director to the median remuneration of the employees of the Company for the financial year and the percentage increase in remuneration of each Director, Chief Financial Officer, Chief Executive Officer, Company Secretary or Manager, if any, in the financial year:

Sr. No.	Name of the Director / Key Managerial Personnel (KMP)	Designation	Ratio of remuneration to the median remuneration of the employees*	Percentage increase in remuneration in the financial year
1.	Mr. Ande Prathap Reddy	Executive Chairman	25.22	6.86
2.	Mr. Dundurapu Ram Reddy	Managing Director	22.75	7.59
3.	Mr. Rajeshwar Reddy Nomula	Whole-time Director	22.75	7.59
4.	Mr. Ande Srinivas Reddy	Whole-time Director & CFO	20.28	7.72
5.	Dr. Suhasini Yatin Shah	Independent Director	Nil	Nil
6.	Dr. Uma Rajiv Pradhan	Independent Director	Nil	Nil
7.	Mr. Mohan Kumar Ramakrishna	Independent Director	Nil	Nil
8.	Mr. Adabala Seshagiri Rao	Independent Director	Nil	Nil
9.	Mr. Lakhan Dargad <sup>1</sup>	Company Secretary & Compliance Officer	2.50	.....
10.	Abhijeet Kothadiya <sup>2</sup>	Company Secretary & Compliance Officer	0.8	....

\*Ratio of remuneration excludes Commission paid to the Directors as a % of Profits.

<sup>1</sup> Resigned with effect from 30<sup>th</sup> December, 2024.

<sup>2</sup> Appointed with effect from 31<sup>th</sup> December, 2024.

b) The percentage increase in the median remuneration of employees in the financial year: 12%

c) The number of permanent employees on the rolls of company: 1,167

d) Average percentile increase already made in the salaries of employees other than the managerial personnel in the last financial year and its comparison with the percentile increase in the managerial remuneration and justification thereof and point out if there are any exceptional circumstances for increase in the managerial remuneration:

Average percentage increase in salaries of employees other than Managerial Personnel is 12%

Average increase in the remuneration of Directors and other Key Managerial Personnel is 6.61%

There were no exceptional circumstances for increase in the managerial remuneration.

e) Affirmation that the remuneration is as per the remuneration policy of the company:

The Company affirms that remuneration to the Directors and Key Managerial Personnel is as per the remuneration policy of the Company.

For and on Behalf of the Board of Directors

Sd/-

Ande Prathap Reddy

Executive Chairman

DIN: 00003967

Date: 28<sup>th</sup> May, 2025

Place: Hyderabad

ANNEXURE - IV  
Form No. MR-3

SECRETARIAL AUDIT REPORT

[Pursuant to section 204(1) of the Companies Act, 2013 and rule No.9 of the Companies  
(Appointment and Remuneration Personnel) Rules, 2014]

For the financial year ended 31<sup>st</sup> March, 2025

To,

The Members,

Balaji Amines Limited

Solapur

We have conducted the secretarial audit of the compliance of applicable statutory provisions and the adherence to good corporate practices by M/s. Balaji Amines Limited, (hereinafter called the Company). Secretarial Audit was conducted in a manner that provided us a reasonable basis for evaluating the corporate conducts/statutory compliances and expressing our opinion thereon.

Based on our verification of the Company's books, papers, minute books, forms and returns filed and other records maintained by the company and also the information provided by the Company, its officers, agents and authorized representatives during the conduct of secretarial audit, We hereby report that in our opinion, the company has, during the audit period covering the financial year ended on 31<sup>st</sup> March, 2025 has complied with the statutory provisions listed hereunder and also that the Company has proper Board-processes and compliance-mechanism in place to the extent, in the manner and subject to the reporting made hereinafter:

- We have examined the books, papers, minute books, forms and returns filed and other records maintained by the company for the financial year ended on 31<sup>st</sup> March, 2025 according to the provisions of:
  - The Companies Act, 2013 (the Act) and the rules made thereunder;
  - The Securities Contracts (Regulation) Act, 1956 ('SCRA') and the rules made thereunder;
  - The Depositories Act, 1996 and the Regulations and Bye-laws framed thereunder;
  - Foreign Exchange Management Act, 1999 and the rules and regulations made thereunder to the extent of Foreign Direct Investment, Overseas Direct Investment and External Commercial Borrowings;
  - The following Regulations and Guidelines prescribed under the Securities and Exchange Board of India Act, 1992 ('SEBI Act'):-
    - The Securities and Exchange Board of India (Substantial Acquisition of Shares and Takeovers) Regulations, 2011;
    - The Securities and Exchange Board of India (Prohibition of Insider Trading) Regulations, 2015;
    - The Securities and Exchange Board of India (Share Based Employee Benefits and Sweat Equity) Regulations, 2021;
- Provisions of the following Regulations and Guidelines prescribed under the Securities and Exchange Board of India Act, 1992 ('SEBI Act') were not applicable to the Company under the financial year under report:-
  - The Securities and Exchange Board of India (Issue of Capital and Disclosure Requirements) Regulations, 2018;
  - The Securities and Exchange Board of India (Issue and Listing of Non-Convertible Securities) Regulations, 2021;
  - The Securities and Exchange Board of India (Registrars to an Issue and Share Transfer Agents) Regulations, 1993 regarding the Companies Act and dealing with client;
  - The Securities and Exchange Board of India (Delisting of Equity Shares) Regulations, 2021; and
  - The Securities and Exchange Board of India (Buyback of Securities) Regulations, 2018;



3. The industry specific major laws that applicable to the company are-
- (a) Hazardous and Other Wastes (Management and Transboundary Movement) Rules, 2016 under the Environment (Protection) Act, 1986
  - (b) Food Safety and Standards Act, 2006
  - (c) Petroleum Act, 1934
  - (d) Poisons Act, 1919
  - (e) The Indian Copyright Act, 1957
  - (f) The Patents Act, 1970
  - (g) The Trade Marks Act, 1999
  - (h) The Indian Boilers Act, 1923
  - (i) The Explosives Act, 1983
  - (j) Manufacture Storage and Import of Hazardous Chemical Rules, 1989
  - (k) Public Liability Insurance Act, 1991
4. We have also examined compliance with the applicable clauses of the following:
- (a) SEBI (Listing Obligations and Disclosure Requirements) Regulations, 2015
  - (b) Secretarial Standards issued by the Institute of Company Secretaries of India and notified under the Act.

During the period under review the Company has complied with the provisions of the Act, Rules, Regulations, Guidelines, Standards, etc. mentioned above except to the extent as mentioned below:

**Company has submitted disclosure under Regulation 30 of SEBI (Listing Obligations and Disclosure Requirements) Regulations, 2015 in respect of receipt of order from Office of Joint Director General of Foreign Trade, Pune with a delay of 19 days**

**We further report that**

The Board of Directors of the Company is duly constituted with proper balance of Executive Directors, Non-Executive Directors, Independent Directors and women Director. The changes in the composition of the Board of Directors that took place during the period under review were carried out in compliance with the provisions of the Act.

Adequate notice is given to all directors to schedule the Board Meetings, agenda and detailed notes on agenda were sent at least seven days in advance, and a system exists for seeking and obtaining further information and clarifications on the agenda items before the meeting and for meaningful participation at the meeting.

Majority decision is carried through while the dissenting members’ views are captured and recorded as part of the minutes.

**We further report that** there are adequate systems and processes in the company commensurate with the size and operations of the company to monitor and ensure compliance with applicable laws, rules, regulations and guidelines.

Company has not undertaken any event / action having a major bearing on the Company’s affairs in pursuance of the above referred laws, rules, regulations, guidelines, standards, etc.

**Place:** Hyderabad  
**Date:** 28.05.2025  
**UDIN:** F010322G000472322

**For P.S. Rao & Associates**  
**Company Secretaries**  
**P S Rao**  
**Sr. Partner**  
**M. No. F10322**  
**C P No: 3829**  
**PR: 6678/2025**

Note: This report is to be read with our letter of even date which is annexed as ‘Annexure-A’ and forms an integral part of this report.

**ANNEXURE A**

To,  
The Members,  
**Balaji Amines Limited**  
Solapur

Our report of even date is to be read along with this letter.

1. Maintenance of secretarial record is the responsibility of the management of the company. Our responsibility is to express an opinion on these secretarial records based on our audit.
2. We have followed the audit practices and processes as were appropriate to obtain reasonable assurance about the correctness of the contents of the Secretarial records. The verification was done on test basis to ensure that correct facts are reflected in secretarial records. We believe that the processes and practices, we followed provide a reasonable basis for our opinion.
3. We have not verified the correctness and appropriateness of financial records and Books of Accounts of the company.
4. Where ever required, we have obtained the Management representation about the compliance of laws, rules and regulations and happening of events etc.
5. The compliance of the provisions of Corporate and other applicable laws, rules, regulations, standards is the responsibility of management. Our examination was limited to the verification of procedures on test basis.
6. The Secretarial Audit report is neither an assurance as to the future viability of the company nor of the efficacy or effectiveness with which the management has conducted the affairs of the company.

**Place:** Hyderabad  
**Date:** 28.05.2025  
**UDIN:** F010322G000472322

**For P.S. Rao & Associates**  
**Company Secretaries**  
**P S Rao**  
**Sr. Partner**  
**M. No. F10322**  
**C P No: 3829**  
**PR: 6678/2025**

**ANNEXURE - V**  
**CONSERVATION OF ENERGY, TECHNOLOGY ABSORPTION AND FOREIGN EXCHANGE EARNINGS AND OUTGO**

[Pursuant to section 134 (3) (m) of The Companies Act, 2013, read with Rule 8 (3) of The Companies (Accounts) Rules, 2014]

**A. CONSERVATION OF ENERGY**

**a. The steps taken or impact on conservation of energy:**

The Company has an excellent team of professionals and Industry specialists on retainerhip who are responsible for improving energy conservation. The team implements the latest trends, developments & technologies available in conserving energy across all the units. The areas of conservation of energy are:

1. Steam recovery, optimizing Steam generation & optimum recovery of waste heat synchronization.
2. Recovery of water, and waste water recycling by various methods.
3. Recovery of energy from the process with heat exchangers and Heat recovery systems etc.
4. Use of Dry Air Cooled Condensers and Chillers in place of Cooling Tower water.
5. Deploying various power generation equipment in the plants resulting in reduction of overall cost of energy.
6. Use of additional concentration systems for Effluents to reduce MEE loads
7. Deploying additional innovative solutions at cooling towers to reduce consumption of water and water treatment chemicals.

**b. Steps taken by the Company for utilizing alternate sources of energy**

During the financial year 2024-25, the Company has installed Rooftop Solar Power Plant at various units having 2728 KW power generation which will enable our company achieving green energy towards ESG compliance. During the year 7,16,630 Kwh units were generated by the rooftop Solar Power Plant which resulted into reducing electricity consumption. Apart from this, Solar park with 8MW will be online by April 2025.

**c. The Capital investment on energy conservation equipment**

The company has implemented various energy conservative measures, which has resulted in reducing energy costs and improving efficiency of various plants.

- a) Optimizing the usage of energy efficient pumping systems, chillers etc.
1. Waste Water recovery system through High Pressure processing system.
  2. Deployment of latest Effluent Treatment System in addition to existing ETP unit at Unit 1, Tamalwadi. The same will allow for lower cost of effluent processing cost.
  3. Various kinds of power generation systems deployed at plants reducing overall cost of power.

**Impact of the above measures are:**

1. Free power to part of the offices as well as Chincholi Manufacturing site through rooftop solar power unit.
2. Elimination usage of water by saving 700 cubic meter per day by installing Dry Air Cooled Condenser.
3. Reduced power cost at process plants due to power generation equipment deployment.
4. The overall reduction of energy costs and also efficiency of various plants has been improved.
5. Reduced cost of effluent treatment at various sites.
6. Lower wastage of water through RO reject (and subsequent processing in multiple effect evaporator).
7. Reduced cooling costs due to deployment of more efficient condensers and chillers.

**B. TECHNOLOGY ABSORPTION**

- i. Efforts made towards technology absorption: Through the R&D initiatives new products/ processes developed, involves usage of latest technology, process methods. The R & D team has been continuously working on improving existing manufacturing processes and changes proposed have been implemented in production.
- ii. The Benefits derived are product improvement, cost reduction, product development or import substitution:
- a) Impact on Environment is minimized
  - b) Process Time and costs reduced substantially.

- iii. In case of imported technology (imported during the last three years reckoned from the beginning of the financial year) – Not Applicable

**iv. Particulars with Respect to Research and Development**

**1. Specific Areas in which the Company Carries out R&D**

- a) Improved process of Aliphatic Amines manufacture process
- b) Better Handling of effluents from various plants
- c) Improve product quality of existing product portfolio as per customer requirements through R&D pilot trials
- d) Improvement of processes in existing plants.
- e) Test out various new catalysts for existing products for identifying replacement catalysts with better performance on all metrics.

**2. Benefits Derived**

- a) Impact on Environment is minimized
- b) Process Time and cost reduced substantially.
- c) Overall performance of the company has been satisfactory and operating at a high scale of operations and optimum utilization of resources.

**3. Future Course of Action**

- a) Continuous improvement of processes and fine tuning process parameters to optimize utilization of energy, utilities and consumption of raw materials.
- b) Greater importance for both Backward & Forward integration of product lines for better realization and value addition.
- c) Continued emphasis on identifying new products / processes through in house R&D center.

**4. Expenditure on R&D**

- a) Capital in nature (₹ in lakh): ₹1,360.24
- b) Revenue (₹ in lakh): ₹78.35

**5. Technology Absorption, Adoption and Innovation Efforts Made**

Through the R&D initiatives new products/processes developed, involves usage of latest technology, process and methods.

**C. FOREIGN EXCHANGE EARNINGS AND**

(₹ In lakh)

Particulars	2024-25	2023-24
Foreign Exchange Earned	16,817.43	20,088.65
Foreign Exchange Outgo	15,256.35	13,649.42





ANNEXURE - VI  
FORM NO AOC -2

(Pursuant to clause (h) of sub-section (3) of section 134 of the Act and Rule 8(2) of the Companies (Accounts) Rules, 2014)

Form for disclosure of particulars of contracts/arrangements entered into by the Company with related parties referred to in sub-section (1) of section 188 of the Companies Act, 2013 including certain arm’s length transactions under third proviso thereto

1. Details of contracts or arrangements or transactions not at arm’s length basis–

There were no contracts or arrangements or transactions entered into during the year ended 31<sup>st</sup> March, 2025, which were not at arm’s length basis.

2. Details of contracts or arrangements or transactions at arm’s length basis-

The details of contracts or arrangements or transactions at arm’s length basis for the year ended 31<sup>st</sup> March, 2025, are as follows:

S. No.	Name(s) of the related party and nature of relationship	Nature of contracts/ arrangements/ transactions	Transaction Value (₹ in lakh)	Duration of the contracts/ arrangements/ transactions	Salient terms of transactions	Date of approval by the Board	Amount paid as advances, if any
1.	Balaji Speciality Chemicals Limited (Subsidiary Company by holding 55% Stake)	a. Sales b. Purchase c. Services	1,097.39	1 Year	Sale, Purchase, Supply of raw material, trading of Specialty Chemicals, utilities and other capital goods for the value upto ₹1,337.84 crore	20 <sup>th</sup> May, 2024	Nil
2.	Balaji Speciality Chemicals Limited (Subsidiary Company by holding 55% Stake)	Receipt of Office Rent (Solapur)	6.60	3 Years	Lease Agreement for office given on monthly rental of ₹55,000	12 <sup>th</sup> February, 2025	Nil
3.	Balaji Speciality Chemicals Limited (Subsidiary Company by holding 55% Stake)	Receipt of Office Rent (Hyderabad)	1.20	3 Years	Lease Agreement for office given on monthly rental of ₹10,000	12 <sup>th</sup> February, 2025	Nil
4.	Thirumala Precicasts Pvt. Ltd. (Directors are interested)	Receipt of Office Rent (Solapur)	6.52	3 Years	Lease agreement for office given on monthly rental of ₹28,750 per month.	20 <sup>th</sup> May, 2024	Nil
5.	MVL Medisynth Pvt. Ltd. (Directors are interested)	a. Sales b. Purchase	1,846.30	1 Year	Job Work for Chemicals, Purchase and Sale of Chemicals on Market Rate/ Transfer Pricing /on Arm’s Length basis for the value upto ₹50 crore.	20 <sup>th</sup> May, 2024	Nil
6.	SVS Sourcing Pvt. Ltd. (Directors are interested)	a. Sales b. Purchase	6,131.76	1 Year	Sale of products and purchase of raw materials on Market Rate/ Transfer Pricing/ on Arm’s length basis for the value upto ₹100 crore.	20 <sup>th</sup> May, 2024	Nil

Note: As per provisions of SEBI (Listing Obligations and Disclosures Requirement) Regulations, 2015 none of the above mentioned transactions are material in nature.

Particulars of loans/advances, etc. pursuant to Para A of Schedule V of the SEBI (Listing Obligations and Disclosure Requirements) Regulations, 2015

Sr. No.	In the Accounts of	Disclosure of amounts at the year end and the Maximum amount of loans/Advances/ Investments outstanding during the year
1	Balaji Amines Limited	Loans and Advances in the Nature of loans to subsidiaries/associates/firms/companies in which directors are interested by name and amount: <b>Nil</b>

There are no transactions entered into between the Company with any person or entity belonging to the promoter/promoter group which holds 10% or more shareholding in the Company.

For and on Behalf of the Board of Directors

Sd/-

Ande Prathap Reddy  
Executive Chairman  
DIN: 00003967

Date: 28<sup>th</sup> May, 2025  
Place: Hyderabad

For and on Behalf of the Board of Directors

Sd/-

Ande Prathap Reddy  
Executive Chairman  
DIN: 00003967

Date: 28<sup>th</sup> May, 2025  
Place: Hyderabad

ANNEXURE - VII

ANNUAL REPORT ON CORPORATE SOCIAL RESPONSIBILITY (CSR) ACTIVITIES

1. A brief outline on CSR policy of the Company

The CSR Policy of the Company including a brief overview of the projects or programs undertaken can be accessed at the Company's website through the Web-link: <http://www.balajiamines.com/pdf/1708062412CorporateSocialReponsibilityPolicy.pdf>

2. Composition of CSR Committee

Sl. No.	Name of Director	Designation/Nature of Directorship	Number of meetings of CSR Committee held during the year	Number of meetings of CSR Committee attended during the year
1	Dr. Uma Rajiv Pradhan	Chairman- Non executive Independent Director	4	4
2	Mr. Rajeshwar Reddy Nomula	Member- Executive Director	4	4
3	Mr. Dundurapu Ram Reddy	Member- Executive Director	4	4

3. Provide the web-link(s) where Composition of CSR committee, CSR Policy and CSR Projects approved by the Board are disclosed on the website of the company

- CSR Committee: <http://www.balajiamines.com/pdf/1686130582Committees.pdf>
- CSR Policy: <http://www.balajiamines.com/pdf/1708062412CorporateSocialReponsibilityPolicy.pdf>
- CSR Projects: <http://www.balajiamines.com/corporate-social-responsibility>

4. Executive summary along with web-link(s) of Impact Assessment of CSR Projects carried out in pursuance of sub-rule (3) of rule 8, if applicable : Not applicable

5. (a) Average net profit of the company as per sub-section (5) of section 135: ₹3,17,71,89,610/-
- (b) Two percent of average net profit of the company as per sub-section (5) of section 135: ₹6,35,43,792/-
- (c) Surplus arising out of the CSR Projects or programmes or activities of the previous financial years: Nil
- (d) Amount required to be set-off for the financial year, if any: Nil
- (e) Total CSR obligation for the financial year [(b)+(c)-(d)].: ₹6,35,43,792/-

6. (a) Amount spent on CSR Projects (both Ongoing Project and other than Ongoing Project): ₹6,23,88,842
- (b) Amount spent in Administrative Overheads: ₹11,94,636 /-
- (c) Amount spent on Impact Assessment, if applicable: Not Applicable
- (d) Total amount spent for the Financial Year [(a)+(b)+(c)]: ₹6,35,83,478/-
- (e) CSR amount spent or unspent for the financial year:

Total Amount Spent for the Financial Year (in ₹)	Amount Unspent (in ₹)				
	Total Amount transferred to Unspent CSR Account as per section 135(6)		Amount transferred to any fund specified under Schedule VII as per second proviso to section 135(5).		
	Amount	Date of transfer	Name of the Fund	Amount	Date of transfer
₹6,35,83,478/-	NA	NA	NA	NA	NA

(f) Excess amount for set-off, if any:

Sr. No.	Particular	Amount (in ₹)
(i)	Two percent of average net profit of the company as per sub-section (5) of section 135	6,35,43,792
(ii)	Total amount spent for the Financial Year	6,35,83,478
(iii)	Excess amount spent for the financial year [(ii)-(i)]	39,686
(iv)	Surplus arising out of the CSR projects or programmes or activities of the previous financial years, if any	-
(v)	Amount available for set off in succeeding financial years [(iii)-(iv)]	39,686

7. Details of Unspent Corporate Social Responsibility amount for the preceding three Financial Years:

Sr. No.	Preceding Financial Year	Amount transferred to Unspent CSR Account under sub-section (6) of section 135 (in ₹)	Balance Amount in Unspent CSR Account under subsection (6) of section 135 (in ₹)	Amount Spent in the Financial Year (in ₹)	Amount transferred to a Fund as specified under Schedule VII as per second proviso to sub- section (5) of section 135, if any		Amount remaining to be spent in succeeding Financial Years (in ₹)	Deficiency, if any
					Amount (in ₹)	Date of Transfer		
1	2021-22	Nil	Nil	-	NA	NA	Nil	NA
2	2022-23	Nil	Nil	-	NA	NA	Nil	NA
3	2023-24	Nil	Nil	-	NA	NA	Nil	NA

8. Whether any capital assets have been created or acquired through Corporate Social Responsibility amount spent in the Financial Year: No

9. Specify the reason(s), if the company has failed to spend two per cent of the average net profit as per sub- section (5) of section 135: Not Applicable

For and on behalf of the Board

Sd/- <b>Uma Rajiv Pradhan</b> Chairman – CSR Committee DIN: 10096017	Sd/- <b>Ande Prathap Reddy</b> Executive Chairman DIN: 00003967
---	--



# BUSINESS RESPONSIBILITY AND SUSTAINABILITY REPORT

## SECTION A: GENERAL DISCLOSURES

### I. DETAILS OF THE LISTED ENTITY

1.	Corporate Identity Number (CIN) of the Listed Entity	L24132MH1988PLC049387
2.	Name of the Listed Entity	Balaji Amines Limited
3.	Year of incorporation	1988
4.	Registered office address	Balaji Towers, No. 9/1A/1, Aasara Chowk, Hotgi Road, Solapur-413224, Maharashtra.
5.	Corporate address	Plot No. 47, Balaji Bhawan, Kavuri Hills, Madhapur, Hyderabad -500033, Telangana
6.	E-mail	cs@balajiamines.com
7.	Telephone	+91 217 2451500
8.	Website	www.balajiamines.com
9.	Financial year for which reporting is being done	2024-25 (As at 31 <sup>st</sup> March, 2025)
10.	Name of the Stock Exchange(s) where shares are listed	BSE Limited National Stock Exchange of India Limited
11.	Paid-up Capital	₹6,48,02,000/- (3,24,01,000 Equity shares of ₹2/- each) as on 31 <sup>st</sup> March, 2024
12.	Name and contact details (telephone, email address) of the person who may be contacted in case of any queries on the BRSR report	Ms. Varsha Guntuk, Manager-Human Resource, E-mail Address: hr@balajiamines.com Tel. No.: +91 217 2451500
13.	Reporting boundary - Are the disclosures under this report made on a standalone basis (i.e. only for the entity) or on a consolidated basis (i.e. for the entity and all the entities which form a part of its consolidated financial statements, taken together).	The disclosures under this report are made on a standalone basis, unless otherwise specified.
14.	Name of assessment or assurance provider	Sustainability Actions Private Limited
15.	Type of assessment or assurance obtained	Reasonable Assurance

### II. PRODUCTS/SERVICES

#### 16. Details of business activities (accounting for 90% of the turnover):

S. No.	Description of Main Activity	Description of Business Activity	% of Turnover of the entity
1	Manufacturer	Our company is engaged in the activity of manufacture and sale of Aliphatic Amines, Speciality Chemicals and its Derivatives.	97.43%
2	Service Sector	Hotels, Restaurants and Hospitality Services -Hotels Star rated	2.57%

#### 17. Products/Services sold by the entity (accounting for 90% of the entity's Turnover):

S. No.	Product/Service	NIC Code	% of total Turnover contributed
1	Aliphatic Amines	20119	32.65%
2	Speciality Chemicals	20119	36.47%
3	Derivatives	20119	30.89%

## OPERATIONS

#### 18. Number of locations where plants and/or operations/offices of the entity are situated:

Location	Number of plants	Number of offices	Total
National	6	2	8
International	Nil	9	9

#### 19. Markets served by the entity:

##### a. Number of locations

Locations	Number
National (No. of States)	23 States (including Union Territories)
International (No. of Countries)	55 Countries

##### b. What is the contribution of exports as a percentage of the total turnover of the entity?

Contribution of Exports 13.03% of the total turnover of the entity.

##### c. A brief on types of customers

Our customers span key sectors such as pharmaceuticals and bulk drugs, where our products serve as essential intermediates in drug formulation. In the agrochemical and pesticide industries, our chemicals play a vital role in the synthesis of crop protection agents, contributing to enhanced agricultural productivity.

We support the paints and resins sector with solvent-based solutions that improve coating performance and longevity. Our materials are also integral to the dye and textile industries, helping ensure quality coloration and fabric processing. The oil & gas industry utilizes our products in upstream and downstream operations, including chemical cleaning and treatment.

Customers in rubber cleaning chemicals, foundry chemicals, and corrosion inhibitors depend on us for solutions that improve product performance and operational efficiency. In water treatment chemicals, we enable safer and more sustainable water management practices. Our compounds are used in the formulation of optical brighteners, explosives, animal feed, and cosmetics, underscoring the adaptability and versatility of our product portfolio

## III. EMPLOYEES

#### 20. Details as at the end of Financial Year:

##### a. Employees and workers (including differently abled):

S. No.	Particulars	Total (A)	Male		Female	
			No. (B)	% (B/A)	No. (C)	% (C/A)
EMPLOYEES						
1.	Permanent (D)	522	478	92%	44	8%
2.	Other than Permanent (E)	80	80	100%	0	0%
3.	Total Employees (D+E)	602	558	93%	44	7%
WORKERS						
4.	Permanent (F)	647	647	100%	0	0%
5.	Other than Permanent (G)	0	0	0%	0	0%
6.	Total Workers (F+G)	647	647	100%	0	0%



b. Differently abled Employees and workers:

S. No.	Particulars	Total (A)	Male		Female	
			No. (B)	% (B/A)	No. (C)	% (C/A)
DIFFERENTLY ABLED EMPLOYEES						
1.	Permanent (D)	0	0	0%	0	0%
2.	Other than Permanent (E)	0	0	0%	0	0%
3.	Total differently abled employees (D+E)	0	0	0%	0	0%
DIFFERENTLY ABLED WORKERS						
4.	Permanent (F)	0	0	0%	0	0%
5.	Other than Permanent (G)	0	0	0%	0	0%
6.	Total differently abled workers (F+G)	0	0	0%	0	0%

21. Participation/Inclusion/Representation of women

Particulars	Total (A)	No. and percentage of Females	
		No. (B)	% (B/A)
Board of Directors*	8	2	25%
Key Managerial Personnel	1	0	0%

\*includes Managing Director and CFO

22. Turnover rate for permanent employees and workers

Particulars	FY 2024-25 (Turnover rate in current FY)			FY 2023-24* (Turnover rate in previous FY)			FY 2022-23* (Turnover rate in the year prior to the previous FY)		
	Male	Female	Total	Male	Female	Total	Male	Female	Total
	7.8%	7.8%	7.8%	5.3%	0%	5.3%	3.0%	1.1%	2.6%
Permanent Employees									
Permanent Workers	3.4%	0%	3.4%	7.7%	0%	7.7%	1.4%	0%	1.4%

\*We have revisited the methodology for calculating Turnover rate for permanent employees and workers in accordance with the applicable guidelines of SEBI for BRSR. Accordingly the figures mentioned for the previous reporting period (FY 2023-24 & FY 2022-23) have undergone some variations.

IV. Holding, Subsidiary and Associate Companies (including joint ventures)

23. Names of holding / subsidiary / associate companies / joint ventures

S. No.	Name of the holding/ subsidiary/ associate companies/joint ventures (A)	Indicate whether holding/ Subsidiary/ Associate/Joint Venture	% of shares held by listed entity	Does the entity indicated at column A, participate in the Business Responsibility initiatives of the listed entity? (Yes/No)
1	Balaji Speciality Chemicals Limited	Subsidiary	55%	Yes

V. CSR DETAILS

24. (i) Whether CSR is applicable as per section 135 of Companies Act, 2013: (Yes/No)

Yes

(ii) Turnover (₹ in lakh) : 1,29,637.68 lakh

(iii) Net worth (₹ in lakh) : 1,65,522.90 lakh

VI. TRANSPARENCY AND DISCLOSURES COMPLIANCES

25. Complaints/Grievances on any of the principles (Principles 1 to 9) under the National Guidelines on Responsible Business Conduct:

Stakeholder group from whom complaint is received	Grievance Redressal Mechanism in Place (Yes/No) (If Yes, then provide web-link for grievance redress policy)	FY 2024-25 Current Financial Year			FY 2023-24 Previous Financial Year		
		Number of complaints filed during the year	Number of complaints pending resolution at close of the year	Remarks	Number of complaints filed during the year	Number of complaints pending resolution at close of the year	Remarks
Communities	Yes	0	0	NA	0	0	NA
Investors (other than shareholders)	Yes. <a href="https://www.balajiamines.com/investor-relations.php">https://www.balajiamines.com/investor-relations.php</a>	0	0	NA	0	0	NA
Shareholders	Yes. <a href="https://scores.gov.in/scores/Welcome.html">https://scores.gov.in/scores/Welcome.html</a>	0	0	NA	0	0	NA
Employees and workers	Yes*	0	0	NA	0	0	NA
Customers	Yes*	0	0	NA	0	0	NA
Value Chain Partners	Yes*	0	0	NA	0	0	NA

\*At Balaji Amines Limited (BAL), we value open and responsible engagement with all our stakeholders including investors, clients, employees, vendors and partners, government bodies, and the communities we operate in. We have established a comprehensive Whistle Blower Policy with a non-retaliation clause, ensuring that every stakeholder feels safe and empowered to report any concerns or deviations from our ethical standards.

Our grievance redressal mechanism is accessible to everyone associated with us. All reported concerns are thoroughly examined by designated compliance personnel, and we take appropriate action against individuals found in violation of our policies. Throughout the process, we are committed to safeguarding the rights and identities of both the complainant and the individual under review.

We invite all our stakeholders to uphold this culture of integrity and transparency. You can access our Whistle Blower Policy at:

<http://www.balajiamines.com/pdf/1701953176WhistleBlowerPolicy.pdf>

26. Overview of the entity's material responsible business conduct issues

S. No.	Material issue identified	Indicate whether risk or opportunity (R/O)	Rationale for identifying the risk/opportunity	In case of risk, approach to adapt or mitigate	Financial implications of the risk or opportunity (Indicate positive or negative implications)
1	Water Usage & Conservation	Risk	Chemical manufacturing is highly water-intensive. Any scarcity or regulation could affect production.	Installation of air cooled Condensers in place of conventional water based cooling towers have substantially reduced water usage. Installation of rainwater harvesting systems, zero-liquid discharge units, and continuous monitoring of water consumption.	Positive
2	Training and Skill Development	Opportunity	Training plays a crucial role in empowering our employees to support sustainable operations across every aspect of our business.	Ongoing training initiatives in Quality, Environment, Health, and Safety (EHS) prepare our workforce to effectively handle increased business demand.	Positive



S. No.	Material issue identified	Indicate whether risk or opportunity (R/O)	Rationale for identifying the risk/opportunity	In case of risk, approach to adapt or mitigate	Financial implications of the risk or opportunity (Indicate positive or negative implications)
3	Generation and Management of Process Residues	Opportunity	We send our process residues to a Common Hazardous Waste Treatment, Storage, and Disposal Facility (CHWTSDF) for incineration. However, logistical constraints at times result in delays, causing our storage units to reach capacity. In such instances, we may face temporary interruptions in plant operations due to the lack of available space for residue storage. We are actively exploring solutions to streamline logistics and enhance on-site residue management to minimize such disruptions.	1. We have established in-house incineration systems equipped with efficient water scrubbers to manage the residues generated during production. Additionally, the waste heat from this process is repurposed to concentrate inorganic wastewater, replacing the need for multiple-effect evaporators ultimately contributing to a lower carbon footprint. 2. We continuously strive to optimize our distillation processes to minimize the generation of process residues and enhance overall product yield. These efforts reflect our commitment to sustainable operations and resource efficiency.	Positive
4	Digitalization & Process Automation	Opportunity	Enables precision manufacturing, improved traceability, and lower emissions.	Investment in Industry 4.0 tools and automation in plant operations.	Positive
5	Employee Health, safety and working condition	Risk and Opportunity	We are committed to creating and maintaining a safe and healthy work environment for all employees, free from injuries, fatalities, and illness, while also ensuring fair employment opportunities and practices throughout our organization.	We implement regular training programs for all employees and workers on safe working practices and various other important topics. We also ensure periodic surveys and internal audits are conducted. Reported incidents are thoroughly investigated, and appropriate actions are taken to prevent their recurrence.	Positive
6	Raw Material Availability & Pricing Volatility	Risk	Fluctuations in prices or disruptions in supply can impact margins.	Diversifying supplier base, long-term contracts, and exploring renewable or local sources.	Negative
7	Minimizing Carbon Impact Across Products	Opportunity	At BAL, our commitment to reducing the product carbon footprint is reflected in the integration of advanced technologies within our plant design. These innovations focus on minimizing waste generation and optimizing resource utilization through preventive measures and implemented throughout the manufacturing process.	We recognize that our BAL products help save energy and enhance efficiency during use, but we also acknowledge that carbon emissions are involved throughout their life cycle. Our goal is to reduce these emissions by improving our operational efficiency, promoting decarbonization across our supply chain, sourcing low-carbon raw materials, and collaborating with value chain partners who share our commitment to improving the environmental performance of our products during both their use and post-use phases.	Positive

S. No.	Material issue identified	Indicate whether risk or opportunity (R/O)	Rationale for identifying the risk/opportunity	In case of risk, approach to adapt or mitigate	Financial implications of the risk or opportunity (Indicate positive or negative implications)
8	Social Accountability	Opportunity	Most of our manufacturing facilities and new expansions are happening in and around Solapur. To ensure the best logistics solutions, we need to develop allied businesses such as transportation, fabrication, warehouses, and machinery spares. Attracting and retaining a skilled talent pool with minimal attrition is possible by employing required qualifications and skills, which we can further enhance through training programs.	The creation of major allied businesses has positively transformed the socio-economic conditions of nearby villages. We recruit our workforce primarily from local institutions, colleges, and communities around our manufacturing facilities, especially from nearby villages and townships. This approach has been contributing to improvements in both social and environmental aspects in the region.	Positive

SECTION B: MANAGEMENT AND PROCESS DISCLOSURES

This section is aimed at helping businesses demonstrate the structures, policies and processes put in place towards adopting the NGRBC Principles and Core Elements.

Principle P1: Transparency & Accountability	Principle P2: Product Responsibility	Principle P3: Employee Development
Code of Business Conduct and Ethics Whistle Blower Policy Policy for Determination of Materiality of Events or Information Policy for Procedure of Inquiry in case of Leak of UPSI Archival Policy Code of Conduct for Directors and Senior Management	Supplier Code of Conduct CSR Action Plan for FY 2024-25 Code of Business Conduct and Ethics Risk Management Policy	Human Rights Policy Anti Sexual Harassment Policy Nomination, Remuneration and Evaluation Policy Criteria for Payment to Non-Executive Directors
Principle P4: Stakeholder Engagement	Principle P5: Human Rights	Principle P6: Environment
CSR Action Plan for FY 2024-25 Corporate Social Responsibility Policy	Human Rights Policy Anti Sexual Harassment Policy	CSR Action Plan for FY 2024-25 Corporate Social Responsibility Policy
Principle P7: Policy Advocacy	Principle P8: Inclusive Growth	Principle P9: Customer Value
Code of Business Conduct and Ethics Corporate Social Responsibility Policy	CSR Action Plan for FY 2024-25 Corporate Social Responsibility Policy Supplier Code of Conduct	Supplier Code of Conduct

Disclosure Questions	P	P	P	P	P	P	P	P	P
	1	2	3	4	5	6	7	8	9
Policy and management processes									
1. a. Whether your entity's policy/policies cover each principle and its core elements of the NGRBCs. (Yes/No)	Y	Y	Y	Y	Y	Y	Y	Y	Y
b. Has the policy been approved by the Board? (Yes/No)	Y	Y	Y	Y	Y	Y	Y	Y	Y
c. Web Link of the Policies, if available	https://balajiamines.com/investor-relations.php								
2. Whether the entity has translated the policy into procedures. (Yes / No)	Y	Y	Y	Y	Y	Y	Y	Y	Y
3. Do the enlisted policies extend to your value chain partners? (Yes/No)	Y	Y	Y	Y	Y	Y	Y	Y	Y
4. Name of the national and international codes/ certifications /labels/ standards (e.g. Forest Stewardship Council, Fairtrade, Rainforest Alliance, Trustea) standards (e.g. SA 8000, OHSAS, ISO, BIS) adopted by your entity and mapped to each principle.	We believe in adopting benchmarking practices and aligning with global standards to the greatest extent possible. Our commitment to quality, environmental management, and workplace safety is reflected in our certifications ISO 9001:2015, ISO 14001:2015, and ISO 45001:2018.								
5. Specific commitments, goals and targets set by the entity with defined timelines, if any.	N	N	N	N	N	N	N	N	N
6. Performance of the entity against the specific commitments, goals and targets along-with reasons in case the same are not met.	NA	NA	NA	NA	NA	NA	NA	NA	NA
Governance, leadership and oversight									
7. Statement by director responsible for the business responsibility report, highlighting ESG related challenges, targets and achievements	The message from our Director has been included at the beginning of this report.								
8. Details of the highest authority responsible for implementation and oversight of the Business Responsibility policy (ies).	Mr. Ram Reddy Dundurapu, Managing Director (DIN: 00003864) under the guidance of the Board of Directors and its Committees oversees the Business Responsibility and progress on our ESG ambitions.								
9. Does the entity have a specified Committee of the Board/ Director responsible for decision making on sustainability related issues? (Yes / No). If yes, provide details.	The Stakeholders' Relationship Committee (SRC) and Corporate Social Responsibility Committee (CSR) of the Board of Directors is responsible for decision making on sustainability related issues.  Refer to Corporate Governance Report which forms part of this Integrated Annual Report for additional Information on SRC and CSR Committee.								

Notes:

- a. All our policies are developed through thorough analysis and benchmarking against industry standards, ensuring full compliance with applicable laws and regulations.
- b. In line with our governance practices, all mandatory policies under Indian laws are approved by the Board. Other policies are reviewed and approved by the respective Functional Head or the Managing Director/Whole-time Directors, depending on the policy's nature.
- c. Each policy has a designated owner responsible for its effective implementation across the organization.
- d. Except for the Code of Conduct and the Corporate Social Responsibility (CSR) Policy, all other policies are internal documents accessible to employees and are not published on the Company's website.
- e. The Code of Conduct and CSR Policy can be accessed at:  
https://www.balajiamines.com/investor-relations.php.
- f. Any grievance related to a policy can be escalated to the respective policy owner, Managing Director, or Whole-time Director.
- g. Policy implementation is regularly reviewed as part of our internal governance processes by the respective policy owners.

10. Details of Review of NGRBCs by the Company:

Subject for Review	Indicate whether review was undertaken by Director/ Committee of the Board/ Any other Committee									Frequency [Annually (A) / Half yearly (H)/ Quarterly (Q)/ Any other – please specify]								
	P	P	P	P	P	P	P	P	P	P	P	P	P	P	P	P	P	P
	1	2	3	4	5	6	7	8	9	1	2	3	4	5	6	7	8	9
Performance against above policies and follow up action						Yes												Periodically / Need basis
Compliance with statutory requirements of relevance to the principles, and, rectification of any non-compliances						Yes, we comply with all applicable laws of the land we operate in.								Quarterly				

11. Has the entity carried out independent assessment /evaluation of the working of its policies by an external agency? (Yes/No). If yes, provide the name of the agency.	P	P	P	P	P	P	P	P	P
	1	2	3	4	5	6	7	8	9
									NO

12 If answer to question (1) above is “No” i.e. not all Principles are covered by a policy, reasons to be stated:

Questions	P	P	P	P	P	P	P	P	P
	1	2	3	4	5	6	7	8	9
The entity does not consider the Principles material to its business (Yes/No)									Not Applicable
The entity is not at a stage where it is in a position to formulate and implement the policies on specified principles (Yes/No)									
The entity does not have the financial or/human and technical resources available for the task (Yes/No)									
It is planned to be done in the next financial year (Yes/No)									
Any other reason (please specify)									

SECTION C: PRINCIPLE WISE PERFORMANCE DISCLOSURE

This section is aimed at helping entities demonstrate their performance in integrating the Principles and Core Elements with key processes and decisions. The information sought is categorized as “Essential” and “Leadership”. While the essential indicators are expected to be disclosed by every entity that is mandated to file this report, the leadership indicators may be voluntarily disclosed by entities which aspire to progress to a higher level in their quest to be socially, environmentally and ethically responsible.

PRINCIPLE 1: Businesses should conduct and govern themselves with integrity, and in a manner that is Ethical, Transparent and Accountable

Balaji Amines Limited is committed to conducting its business with integrity, transparency, and accountability. Our governance framework is built on ethical principles and compliance with all applicable laws and regulations. The Company has implemented a comprehensive Code of Conduct that addresses anti-bribery, anti-corruption, fair competition, and ethical handling of conflicts of interest. Robust systems are in place to identify and prevent unethical practices, supported by periodic training for employees. All policies are developed through detailed analysis and benchmarking, approved by relevant authorities within the Company, and assigned to specific policy owners responsible for implementation. Except for the Code of Conduct and Corporate Social Responsibility Policy, which are publicly accessible, all other policies are internal but available to all employees. Any grievances related to policy matters can be escalated to the respective policy owners or senior leadership. Policy implementation is regularly reviewed as part of internal governance. Through these practices, we uphold our commitment to ethical business conduct, fostering trust and long-term value for our stakeholders.





Essential Indicators

1. Percentage coverage by training and awareness programmes on any of the Principles during the financial year:

Segment	Total number of training and awareness programmes held	Topics/ principles covered under the training and its impact	%age of persons in respective category covered by the awareness programmes
Board of Directors Key Managerial Personnel	5	The Board of Directors were reviewed periodically and familiarized on the issues pertaining to the industry, business, regulations, economy, ESG, risk management, their roles and responsibilities etc. These topics comprise insights on the said Principles.	100%
Employees other than BoD and KMPs	594	POSH, Code of Business Conduct & Ethics, Human Rights policy, Health & Well-being, Safety, Environment, Data Protection, Whistle Blower Policy, Enterprise Risk Management Policy and other Company Policies	88%
Workers	352	POSH, Code of Business Conduct & Ethics, Human Rights policy, Health & Well-being, Safety, Environment, Data Protection, Whistle Blower Policy, Company Policies	98%

2. Details of fines / penalties /punishment/ award/ compounding fees/ settlement amount paid in proceedings (by the entity or by directors/ KMPs) with regulators/ law enforcement agencies/ judicial institutions, in the financial year, in the following format:

Monetary					
Type	NGRBC Principle	Name of the regulatory/ enforcement agencies/ judicial institutions	Amount (In ₹)	Brief of the Case	Has an appeal been preferred? (Yes/No)
Penalty/ Fine	1	Office of Joint Director General of Foreign trade, Pune	1,60,000	Fine imposed by DGFT on Company of ₹1,00,000, ₹50,000 on Mr. D. Ram Reddy Managing Director, ₹10,000 on Mr. Asif Kotwal Concerned employee of the company for submission of inaccurate GST Invoice of Exempted Material.	Company has submitted review application
Settlement	NIL	NIL	NIL	NIL	NA
Compounding fee	NIL	NIL	NIL	NIL	NA
Non-Monetary					
	NGRBC Principle	Name of the regulatory/ enforcement agencies/ judicial institutions		Brief of the Case	Has an appeal been preferred? (Yes/No)
Imprisonment	NIL	NIL		NA	NA
Punishment	NIL	NIL		NA	NA

3. Of the instances disclosed in Question 2 above, details of the Appeal/ Revision preferred in cases where monetary or non-monetary action has been appealed.

Not Applicable

4. Does the entity have an anti-corruption or anti-bribery policy? If yes, provide details in brief and if available, provide a web-link to the policy.

Yes, our Code of Conduct is fully aligned with the legal requirements of all applicable laws and regulations, including provisions related to anti-bribery, anti-corruption, and the ethical management of conflicts of interest. We have established robust systems to detect and prevent bribery and unethical business practices. The Code of Conduct policy can be accessed at: <https://www.balajiamines.com/pdf/1715840061SupplierCodeofConduct.pdf>.

5. Number of Directors/KMPs/employees/workers against whom disciplinary action was taken by any law enforcement agency for the charges of bribery/ corruption:

Particulars	FY 2024-25 (Current Financial Year)	FY 2022-23 (Previous Financial Year)
Directors	NA	NA
KMPs	NA	NA
Employees	NA	NA
Workers	NA	NA

6. Details of complaints with regard to conflict of interest:

Particulars	FY 2024-25 (Current Financial Year)		FY 2022-23 (Previous Financial Year)	
	Number	Remarks	Number	Remarks
Number of complaints received in relation to issues of Conflict of Interest of the Directors	NA	NA	NA	NA
Number of complaints received in relation to issues of Conflict of Interest of the KMPs	NA	NA	NA	NA

7. Provide details of any corrective action taken or underway on issues related to fines / penalties / action taken by regulators/ law enforcement agencies/ judicial institutions, on cases of corruption and conflicts of interest.

Not Applicable

8. Number of days of accounts payables ((Accounts payable\*365) / Cost of goods/services procured) in the following format:

Particulars	FY 2024-25 (Current Financial Year)	FY 2023-24 (Previous Financial Year)
Number of days of accounts payables	34	37

9. Open-ness of business

Provide details of concentration of purchases and sales with trading houses, dealers, and related parties along-with loans and advances & investments, with related parties, in the following format:

Parameter	Metrics	FY 2024-25 (Current Financial Year)	FY 2023-24 (Previous Financial Year)
Concentration of Purchases	a. Purchases from trading houses as % of total purchases	51.31%	48.25%
	b. Number of trading houses where purchases are made from	49	54
	c. Purchases from top 10 trading houses as % of total purchases from trading houses	84.46%	76.57%
Concentration of Sales	a. Sales to dealers / distributors as % of total sales	34.00%	31.79%
	b. Number of dealers / distributors to whom sales are made	59	72
	c. Sales to top 10 dealers /distributors as % of total sales to dealers /distributors	86.00%	78.73%
Share of RPTs in	a. Purchases (Purchases with related parties / Total Purchases)	2.24%	2.24%
	b. Sales (Sales to related parties / Total Sales)	5.90%	5.38%
	c. Loans & advances (Loans & advances given to related parties/Total loans & advances)	Nil	Nil
	d. Investments (Investments in related parties /Total Investments made	100.00%	100.00%

Leadership Indicators

1. Awareness programmes conducted for value chain partners on any of the Principles during the financial year:

Total number of awareness programmes held	Topics / principles covered under the training	%age of value chain partners covered (by value of business done with such partners) under the awareness programmes
1	Non-discrimination, grievance processes	70%
1	Compliance with the laws	70%
1	Health, Safety, Security and Environment	70%
1	Bribery and corruption, money laundering, conflict of interests and anti-competitive conduct	70%

2. Does the entity have processes in place to avoid/ manage conflict of interests involving members of the Board? (Yes/No)  
If Yes, provide details of the same.

Yes, we have a well-defined Code of Conduct in place for our Board of Directors, Key Managerial Personnel, and Senior Management. It sets out clear guidelines to avoid and disclose any actual or potential conflicts of interest with the Company. Each year, we obtain a formal declaration from them, affirming their commitment to act in the best interest of the Company and to ensure that any personal or external business associations do not interfere with their responsibilities or the Company's operations. This policy is available on our website at: <http://www.balajiamines.com/pdf/1709545145CodeofConductforDirectorsandSeniorManagement.pdf>.

PRINCIPLE 2: Businesses should provide goods and services in a manner that is sustainable and safe

We are committed to delivering products that are safe, efficient, and environmentally responsible across their entire lifecycle. Our manufacturing processes are designed with sustainability in mind, incorporating advanced technologies that minimize emissions, reduce waste generation, and optimize resource use. We select raw materials and catalysts that are less hazardous and more biodegradable, ensuring the safety of our workers and end-users.

We follow strict quality and safety protocols, and our facilities are regularly audited for compliance with national and international standards, including HAZCHEM and SMPV regulations. To reduce the environmental footprint of our operations, we have adopted energy-efficient systems, waste heat recovery mechanisms, and technologies such as membrane filtration, MEE, and ATFD.

In FY 2024-25, we phased out high-GWP refrigerants and advanced the installation of solar energy systems and steam turbines to reduce GHG emissions. These initiatives not only enhance the sustainability of our products but also reflect our proactive approach toward climate responsibility and circular production practices.



Essential Indicators

1. Percentage of R&D and capital expenditure (capex) investments in specific technologies to improve the environmental and social impacts of product and processes to total R&D and capex investments made by the entity, respectively.

	FY 2024-25 (Current Financial Year) %	FY 2023-24 (Previous Financial Year) %	Details of improvements in environmental and social impacts
R & D	71.84%	84.78%	Reduction of Carbon Footprint and Distillation Residue which is part of Hazardous waste.
Capex	13.25%	4.82%	Installed Equipment to reduce in Coal Consumption to achieve a lower carbon footprint, Usage of equipment to improve Dissolved Oxygen Level for Bio Culture, Recycling water results in reduction in Steam Consumption and carbon foot print. Installed a waste heat recovery system, which results in power generation at free cost from waste heat.

2. a. Does the entity have procedures in place for sustainable sourcing? (Yes/No)

Yes, we at BAL have established procedures aligned with ISO guidelines to ensure sustainable sourcing practices. These procedures help us integrate environmental and social considerations into our procurement processes, reinforcing our commitment to responsible and ethical supply chain management.

- b. If yes, what percentage of inputs were sourced sustainably?

Approximately 95% of our suppliers at BAL adhere to the sustainable sourcing procedures defined under our ISO aligned guidelines, reflecting our shared commitment to ethical, environmental, and socially responsible business practices across the supply chain.

3. Describe the processes in place to safely reclaim your products for reusing, recycling and disposing at the end of life, for (a) Plastics (including packaging) (b) E-waste (c) Hazardous waste and (d) other waste.

Our products once sold will be fully consumed by the user industry. The packing material is safely disposed of by the industries as per their environmental guidelines and wherever the same can be reused will be done accordingly. Wastewater generated from boilers and cooling towers is treated through multi-stage RO units and reused for cooling tower make-up, promoting efficient water management. Solid waste generated from the Multiple Effect Evaporator (MEE) is responsibly disposed of through authorized hazardous waste management companies. Additionally, recovered packing materials are disposed of through approved agencies, ensuring environmentally sound waste handling practices.

4. Whether Extended Producer Responsibility (EPR) is applicable to the entity's activities (Yes / No). If yes, whether the waste collection plan is in line with the Extended Producer Responsibility (EPR) plan submitted to Pollution Control Boards? If not, provide steps taken to address the same.

We are currently working with the concerned regulatory authorities to review the EPR Act.

PRINCIPLE 3: Businesses should respect and promote the well-being of all employees, including those in their value chains

We prioritize the health, safety, and professional development of our workforce. As per provisions of Law we periodically have health check ups for our staff and workers. Our policies ensure compliance with applicable labour laws, provide safe working conditions, and promote inclusivity. We offer regular training on workplace safety, chemical handling, and emergency response. We have implemented employee grievance mechanisms and conduct periodic health checkups. Our compensation structure is fair and aligned with industry standards. In FY 2024-25, over 95% of our workers received health and safety training, and our attrition rate remained below the industry average, reflecting strong employee engagement.



Essential Indicators

1. a. Details of measures for the well-being of employees:

		% of employees covered by									
Category	Total (A)	Health insurance		Accident insurance		Maternity benefits		Paternity Benefits		Day Care facilities	
		Number (B)	% (B/A)	Number (c)	% (C/A)	Number (D)	% (D/A)	Number (E)	% (E/A)	Number (F)	% (F/A)
Permanent employees											
Male	478	478	100%	478	100%	NA	0%	NA	0%	NA	0%
Female	44	44	100%	44	100%	44	100%	NA	0%	44	0%
Total	522	522	100%	522	100%	44	100%	NA	0%	NA	0%
Other than Permanent employees											
Male	80	77	97%	77	97%	NA	0%	NA	0%	NA	0%
Female	0	0	0%	0	0%	NA	0%	NA	0%	NA	0%
Total	80	77	100%	77	100%	NA	0%	NA	0%	NA	0%



**b. Details of measures for the well-being of workers:**

% of employees covered by											
Category	Total (A)	Health insurance		Accident insurance		Maternity benefits		Paternity Benefits		Day Care facilities	
		Number (B)	% (B/A)	Number (c)	% (C/A)	Number (D)	% (D/A)	Number (E)	% (E/A)	Number (F)	% (F/A)
Permanent workers											
Male	647	647	100%	647	100%	NA	0%	NA	0%	NA	0%
Female	0	0	0	0	0	NA	0%	NA	0%	NA	0%
Total	647	647	100%	647	100%	NA	0%	NA	0%	NA	0%
Other than Permanent workers											
Male	0	0	0%	0	0%	NA	0%	NA	0%	NA	0%
Female	0	0	0%	0	0%	NA	0%	NA	0%	NA	0%
Total	0	0	0%	0	0%	NA	0%	NA	0%	NA	0%

**d. Spending on measures towards well-being of employees and workers (including permanent and other than permanent) in the following format –**

	<b>FY 2024-25</b> <b>(Current Financial Year)</b>	<b>FY 2023-24*</b> <b>(Previous Financial Year)</b>
<b>Cost incurred on well-being measures as a % of total revenue of the company</b>	0.29%	0.27%

\*We have revisited the methodology for the calculations in view of the applicable guidelines of SEBI for BRSR. Accordingly figures for FY 23-24 have undergone some variation.

**2. Details of retirement benefits, for Current FY and Previous Financial Year.**

Benefits	FY 2024-25 (Current Financial Year)			FY 2023-24 (Previous Financial Year)		
	No. of employees covered as a % of total employees	No. of workers covered as a % of total	Deducted and deposited with the authority	No. of employees covered as a % of total employees	No. of workers covered as a % of total workers	Deducted and deposited with the authority (Y/N/N.A.)
PF	100%	100%	Y	100%	100%	Y
Gratuity	100%	100%	Y	100%	100%	Y
ESI	28%	72%	Y	33%	63%	Y
Others –	NA	NA	Y	NA	NA	Y

We have reviewed this and revised the values.

**3. Accessibility of workplaces**

**Are the premises / offices of the entity accessible to differently abled employees and workers, as per the requirements of the Rights of Persons with Disabilities Act, 2016? If not, whether any steps are being taken by the entity in this regard.**

Our facilities are accessible to persons with disabilities, and we are consistently enhancing our infrastructure to further improve accessibility for them.

**4. Does the entity have an equal opportunity policy as per the Rights of Persons with Disabilities Act, 2016? If so, provide a web-link to the policy.**

Yes, the policy can be accessed on our website at:

<http://www.balajiamines.com/pdf/1686925902Human%20Rights%20Policy.pdf>.

**5. Return to work and Retention rates of permanent employees and workers that took parental leave.**

Gender	Permanent employees*		Permanent workers*	
	Return to work rate	Retention rate	Return to work rate	Retention rate
Male	NA	NA	NA	NA
Female	NA	NA	NA	NA
<b>Total</b>	<b>NA</b>	<b>NA</b>	<b>NA</b>	<b>NA</b>

\*None of our employees availed maternity leave during FY23-24. In the FY24-25 one employee has taken maternity leave from 24<sup>th</sup> March, 2025 to 30<sup>th</sup> September, 2025 will be returning to work from 1<sup>st</sup> October,2025.

**6. Is there a mechanism available to receive and redress grievances for the following categories of employees and workers? If yes, give details of the mechanism in brief.**

Yes/No (If Yes, then give details of the mechanism in brief)	
Permanent Workers	Yes, we have established a Grievance Redressal Committee to effectively address grievances and complaints from all categories of our employees and workers. In locations where employee unions are not present, our employees are encouraged to approach their line managers, welfare officers, or HR representatives for support and resolution.
Other than Permanent Workers	
Permanent Employees	
Other than Permanent Employees	

**7. Membership of employees and workers in association(s) or Unions recognised by the listed entity:**

Category	FY 2024-25 (Current Financial Year)			FY 2023-24 (Previous Financial Year)		
	Total employees / workers in respective category (A)	No. of employees / workers in respective category, who are part of association(s) or Union (B)	% (B/A)	Total employees / workers in respective category (C)	No. of employee / workers in respective category, who are part of association(s) or Union (D)	% (D/C)
<b>Total Permanent Employees</b>						
Male	NA	NA	NA	NA	NA	NA
Female	NA	NA	NA	NA	NA	NA
<b>Total Permanent Workers</b>						
Male	647	647	100%	632	632	100%
Female	0	0	0%	0	0	0%

**8. Details of training given to employees and workers:**

Category	FY 2024-25 (Current Financial Year)					FY 2023-24 (Previous Financial Year)				
	Total (A)	On and Measures Health Safety		On Skill Upgradation		Total (D)	On and Measures Health Safety		On Skill Upgradation	
		No. (B)	% (B/A)	No. (C)	% (C/A)		No. (E)	% (E/D)	No. (F)	% (F/D)
Employees										
Male	478	425	89%	450	94%	452	393	86%	442	98%
Female	44	38	86%	42	95%	33	29	88%	32	96%
Total	522	463	88%	492	94%	485	422	87%	474	98%
Worker										
Male	647	638	98%	642	99%	632	616	94%	518	82%
Female	0	0	0	0	0	0	0	0%	0	0%
Total	647	638	98%	642	99%	632	616	94%	518	82%

9. Details of performance and career development reviews of employees and worker:

We conduct periodic performance reviews for all our employees and workers with their respective heads of departments. This process enables our HR team to regularly evaluate individual performance in coordination with top management. We follow a biennial increment cycle for employees, where promotions and career progression opportunities are awarded based on these performance reviews. For workers associated with the Union cadre, the increment cycle, promotions, and career development opportunities are applicable annually.

Category	FY 2024-25 (Current Financial Year)			FY 2023-24 (Previous Financial Year)		
	Total (A)	No. (B)	% (B/A)	Total (C)	No. (D)	% (D/C)
Employees						
Male	478	468	97%	452	452	100%
Female	44	44	100%	33	33	100%
Total	522	512	98%	485	485	100%
Workers						
Male	647	645	99%	632	632	100%
Female	0	0	0%	0	0	0%
Total	647	645	99%	632	632	100%

10. Health and safety management system:

a. Whether an occupational health and safety management system has been implemented by the entity? (Yes/ No). If yes, the coverage of such a system?

We are committed to the principle of ‘no accidents, no injuries to people, and no damage to the environment,’ and we expect every member of our team to contribute to this mission. Our Occupational Health and Safety (OHS) management system covers 100% of our employees, workers, contractors, and service providers operating at our manufacturing facilities. We are in the process of implementing ISO 14001 and ISO 45001 standards to enhance the effectiveness of our existing safety and environmental management systems. Additionally, we have appointed a dedicated Medical Officer at each of our factory sites to further strengthen our medical and wellness initiatives across the organization.

b. What are the processes used to identify work-related hazards and assess risks on a routine and non-routine basis by the entity?

We identify work-related hazards through a comprehensive approach that includes:

- a) Conducting regular worksite inspections;
- b) Engaging in direct interactions with our workers and managers to gather on-ground insights;
- c) Evaluating incident and near-miss records for trend analysis;
- d) Discussing critical safety observations in safety and committee meetings, followed by implementation of corrective and preventive actions;
- e) Periodic reviews of potential risk areas for gap analysis and implementation of necessary corrective measures; and
- f) Identifying and mitigating risk areas during the issuance of work permits to ensure safe operations.

c. Whether you have processes for workers to report the work related hazards and to remove themselves from such risks. (Y/N)

Yes, we have established a process that empowers all members of our workforce to report work-related hazards and remove themselves from potentially unsafe situations. We have a structured system in place for reporting near misses and safety observations, including unsafe acts or conditions within and around the workplace. Once a report is submitted, corrective and preventive actions (CAPA) are initiated within defined timelines. These actions are regularly reviewed by the respective unit head to ensure accountability. This proactive approach enables us to maintain a safe working environment and ensures timely identification and mitigation of potential hazards.

d. Do the employees/ workers of the entity have access to non-occupational medical and healthcare services? (Yes/ No)

Yes, all our employees and workers have access to non-occupational medical and healthcare facilities. Each of our units is equipped with a First Aid Centre, staffed by certified first aid personnel, ensuring timely medical attention and care. This helps in addressing minor injuries and illnesses promptly, preventing them from escalating into serious health issues.

We also conduct periodic health check-ups for all our employees and workers to monitor their well-being and promote a healthy workforce.

11. Details of safety related incidents, in the following format:

Safety Incident/Number	Category*	FY 2024-25 (Current Financial Year)	FY 2023-24 (Previous Financial Year)
Lost Time Injury Frequency Rate (LTIFR) (per one million-	Employees	0	0.205
	Workers	0.50	0.720
Total recordable work-related injuries	Employees	0	2
	Workers	1	7
No. of fatalities	Employees	0	Nil
	Workers	0	1
High consequence work-related injury or ill-health	Employees	0	Nil
	Workers	0	Nil

\*Including in the contract workforce

12. Describe the measures taken by the entity to ensure a safe and healthy work place.

The health, safety, and well-being of employees remain a top priority for the organization. The following proactive measures are implemented to ensure a safe and healthy work environment:

- Daily workplace inspections and enforcement of a Safety Permit System to maintain operational safety standards.
- Health and safety awareness programs and regular training sessions for all employees and workers.
- Periodic Safety Review Meetings to evaluate and strengthen safety practices.
- Maintenance and regular review of health and safety records to ensure compliance and continuous improvement.
- Recognition and rewards for employees demonstrating safe behaviour and for proactively reporting unsafe conditions.
- Strict maintenance of workplace housekeeping to reduce hazards and promote hygiene.
- Mock drills conducted with various teams on a periodic basis to ensure every employee is well-trained to handle emergencies.
- Annual health checkups conducted for 100% of employees and workers to monitor and promote their well-being.
- Formation of a Safety Proxy Team comprising nominated operations personnel from each plant and shift. This team is trained in fire and safety protocols to respond to emergencies during off-hours.

All operational sites are equipped with:

- Hydrant stations and networks
- Fire alarm systems
- Detectors for flammable chemicals
- Engagement with credible licensors for design and technology, ensuring best practices in process safety, emission control, and the management of volatile organic compounds (VOCs).



13. Number of Complaints on the following made by employees and workers:

	FY 2024-25 (Current Financial Year)			FY 2023-24 (Previous Financial Year)		
	Filed during the year	Pending resolution at the end of year	Remarks	Filed during the year	Pending resolution at the end of year	Remarks
Working Conditions	NIL	NIL	NIL	NIL	NIL	NIL
Health & Safety	NIL	NIL	NIL	NIL	NIL	NIL

14. Assessments for the year:

% of your plants and offices that were assessed	
Health and safety practices	100%
Working Conditions	100%

15. Provide details of any corrective action taken or underway to address safety-related incidents (if any) and on significant risks / concerns arising from assessments of health & safety practices and working conditions.

We have implemented the following corrective actions to enhance safety and address safety-related incidents:

- Introduced automation with field instrument redundancy and interlocks to ensure process safety and minimize human error.
- Installed lightning protection systems and movable earthing mechanisms for floating roof (variable volume) tanks to mitigate fire and explosion risks.
- Provided water seal pots to control the release of flammable gases and vapors, enhancing containment and reducing exposure risks.

Leadership Indicators

1. Does the entity extend any life insurance or any compensatory package in the event of death of (A) Employees (Y/N) (B) Workers (Y/N)

Yes. BAL has a scheme in place to provide Financial Assistance to the legal dependents of the permanent employees/workers in case of death while in service. In addition to this, the employees/workers are covered under the Group Personal Accident (GPA) Policy. The GPA Policy is also being extended to the contract employees working in manufacturing units and offices.

2. Provide the measures undertaken by the entity to ensure that statutory dues have been deducted and deposited by the value chain partners.

We internally monitor and track compliance related to statutory dues as part of our routine checks during invoice processing. Additionally, we conduct monthly internal audits to ensure adherence to all applicable regulatory requirements.

3. Provide the number of employees / workers having suffered high consequence work-related injury / ill-health / fatalities (as reported in Q11 of Essential Indicators above), who have been are rehabilitated and placed in suitable employment or whose family members have been placed in suitable employment:

	Total no. of affected employees/ workers		No. of employees/workers that are rehabilitated and placed in suitable employment or whose family members have been placed in suitable employment	
	FY 2024-25 (Current Financial Year)	FY 2023-24 (Previous Financial Year)	FY 2024-25 (Current Financial Year)	FY 2023-24 (Previous Financial Year)
Employees	0	0	0	0
Workers	0	0	0	0

4. Does the entity provide transition assistance programs to facilitate continued employability and the management of career endings resulting from retirement or termination of employment? (Yes/ No)

Yes, we provide opportunities for engagement on specific projects and assignments across the company, based on organizational requirements.

5. Details on assessment of value chain partners:

As per suppliers code of conduct we evaluate all our value chain partner and communicate to adhere to the code of conduct.

% of value chain partners (by value of business done with such partners) that were assessed	
Health and safety practices	NIL
Working Conditions	NIL

6. Provide details of any corrective actions taken or underway to address significant risks / concerns arising from assessments of health and safety practices and working conditions of value chain partners.

As per suppliers code of conduct

PRINCIPLE 4: Businesses should respect the interests of and be responsive to all its stakeholders

We believe that transparent and continuous engagement with stakeholders is key to building long-term trust. Our stakeholders include employees, customers, investors, suppliers, regulatory authorities, and local communities. We conduct structured stakeholder consultations to gather feedback and align our operations with stakeholder expectations. We have actively collaborated with vendors to promote green supply chain practices and engaged with local communities through CSR initiatives in education and healthcare.



Essential Indicators

1. Describe the processes for identifying key stakeholder groups of the entity.

We recognize investors as vital stakeholders contributing capital to our growth. We take pride in maintaining strong relationships with them, built on a clear understanding of their expectations and our unwavering commitment to meet them consistently. Creating value for all stakeholders is central to our mission, and our employees play a key role in driving this value creation for both the organization and its stakeholders. Our suppliers are essential partners who help us deliver consistent business value. Through our dedication to inclusive growth, we ensure that our customers receive maximum value while we uphold sustainable business practices. Overall, our stakeholders include investors, clients, employees, suppliers, government and regulatory bodies, and the wider community.

2. List stakeholder groups identified as key for your entity and the frequency of engagement with each stakeholder group.

Stakeholder Group	Whether identified as Vulnerable & Marginalized Group (Yes/ No)	Channels of communication (Email, Newspaper, Advertisement, Community Meetings, Notice Board, Website), etc.	Frequency of engagement (Annually/ Half yearly/ Quarterly / others)	Purpose and scope of engagement including key topics and concerns raised during such engagement
Shareholders/ Investors	No	Investor Conferences and calls, Facility of Visits, Advertisement in Newspapers, Emails, Annual General Meeting, Press releases and Conferences.	Annually, Half Yearly, Quarterly and Need Basis	<ul style="list-style-type: none"><li>Assisting investors in expressing their concerns about the company's policies and strategies.</li><li>Providing education and information to the investor community.</li><li>Gaining insight into the expectations of shareholders.</li></ul>

Stakeholder Group	Whether identified as Vulnerable & Marginalized Group (Yes/ No)	Channels of communication (Email, Newspaper, Advertisement, Community Meetings, Notice Board, Website), etc.	Frequency of engagement (Annually/ Half yearly/ Quarterly / others	Purpose and scope of engagement including key topics and concerns raised during such engagement
Clients/ Customers	No	Newsletters, brochures ,sponsored events, Relationship meetings and briefings, Management reviews, Office, Visits on Projects, Calls and Conferences, Meetings, Discussion etc.	Continuous as needed. Annually, Half yearly & Quarterly	<ul style="list-style-type: none"><li>Gaining insight into clients and their industries</li><li>Recognizing business challenges</li><li>Spotting opportunities to enhance products and services</li><li>Making decisions on necessary investments and capabilities to meet demand</li><li>Comprehending client's data privacy and security needs</li></ul>
Employees	No	Review on Operations, One to One Interactions, Group Discussions, Video Conferencing, Conference Calls.	Daily	<ul style="list-style-type: none"><li>Opportunities for career advancement and professional growth</li><li>Access to continuous learning and development programs</li><li>Fair and transparent compensation policies</li><li>Fostering a strong safety culture and promoting safe workplace behavior</li><li>Enhancing diversity and fostering an inclusive work environment</li></ul>
Suppliers / Collaborators	No	Meetings/calls, visits, events	Monthly & Quarterly	<ul style="list-style-type: none"><li>Ensuring long-term business sustainability</li><li>Maintaining strong creditworthiness and financial reliability</li><li>Upholding ethical standards in all operations</li><li>Promoting fairness in business dealings and partnerships</li><li>Governance</li></ul>
Government / Regulators	No	Surveys, project meetings, field visits, reviews, calls, consultative sessions, circulars, due diligence, sponsored events as needed, press conferences, media interviews and quotes, press releases.	Continuous	<ul style="list-style-type: none"><li>Identify key areas for advancing sustainable development.</li><li>Engage in dialogues to evaluate performance and shape strategic direction.</li><li>Collaborate in sharing expertise and offering perspectives on public and industry-related matters.</li><li>Partner with stakeholders to co-create solutions addressing global issues.</li><li>Adhere strictly to all relevant legal, regulatory, and compliance requirements.</li></ul>
All other stakeholders or community at large	No	Visits, Press Conferences, Press Releases, Events, Surveys, TV Interviews, Newspaper Advertisements	As needed	<ul style="list-style-type: none"><li>Collaborative exchange of knowledge and expertise</li><li>Generating employment and associated opportunities</li><li>Ongoing advancement and improvement initiatives</li></ul>

**Leadership Indicators**

**1. Provide the processes for consultation between stakeholders and the Board on economic, environmental, and social topics or if consultation is delegated, how is feedback from such consultations provided to the Board.**

We regularly engage with our investors, customers, suppliers, and employees through active interactions led by our management. Our Stakeholders Relationship Committee keeps the Board informed about the progress of these engagements and periodically seeks their guidance and input.

**2. Whether stakeholder consultation is used to support the identification and management of environmental, and social topics (Yes / No). If so, provide details of instances as to how the inputs received from stakeholders on these topics were incorporated into policies and activities of the entity.**

Yes, we recognize that stakeholders are integral to our business, and we engage with them regularly to ensure our operations align with their expectations in a sustainable way. Our environmental management goals have been shaped through ongoing dialogue with the community, and we have revised our internal systems and policies based on their feedback and suggestions.

**3. Provide details of instances of engagement with, and actions taken to, address the concerns of vulnerable/ marginalized stakeholder groups.**

We understand the needs of society and take proactive steps to enhance the lives of vulnerable and marginalized stakeholders through our CSR initiatives. We ensure that our CSR funds are utilized effectively to support and uplift underprivileged sections of the community, contributing to inclusive and sustainable development.

**PRINCIPLE 5: Businesses should respect and promote human rights**

We are committed to upholding human rights across all our operations. Our Human Rights Policy, accessible on our website, prohibits all forms of harmful child labour, forced or trafficked labour, discrimination, and harassment within the Balaji Amines group and its associates. We also prohibit interference with the establishment and functioning of trade unions. In FY 2024-25, over 95% of our permanent and non-permanent employees and workers received training on human rights issues and policies.



**Essential Indicators:**

**1. Employees and workers who have been provided training on human rights issues and policy(ies) of the entity, in the following format:**

Category	FY 2024-25 (Current Financial Year)			FY 2023-24 (Previous Financial Year)		
	Total (A)	No. of employees / workers covered (B)	% (B/A)	Total (C)	No. of employees / workers covered (D)	% (D/C)
<b>Employees</b>						
Permanent	522	512	98%	452	452	100%
Other Than Permanent	80	77	96%	93	93	100%
<b>Total Employees</b>	<b>602</b>	<b>589</b>	<b>97%</b>	<b>545</b>	<b>545</b>	<b>100%</b>
<b>Workers</b>						
Permanent	647	645	99%	632	632	100%
Other Than Permanent	0	0	0%	0	0	0%
<b>Total Workers</b>	<b>647</b>	<b>645</b>	<b>99%</b>	<b>632</b>	<b>632</b>	<b>100%</b>



2. Details of minimum wages paid to employees and workers, in the following format:

Category	FY 2024-25 (Current Financial Year)					FY 2022-23 (Previous Financial Year)				
	Total (A)	Equal to Minimum Wage		More than Minimum Wage		Total (D)	Equal to Minimum Wage		More than Minimum Wage	
		No. (B)	% (B/A)	No. (C)	% (C/A)		No. (E)	% (E/D)	No. (F)	% (F/D)
Employees										
Permanent										
Male	478	0	0%	478	100%	419	0	0	419	100%
Female	44	0	0%	44	100%	33	0	0	33	100%
Other than Permanent										
Male	80	0	0%	80	100%	93	0	0	93	100%
Female	0	0	0%	0	0%	0	0	0	0	0
Workers										
Permanent										
Male	647	0	0%	647	100%	632	0	0	632	100%
Female	0	0	0%	0	0%	0	0	0	0	0
Other than Permanent										
Male	0	0	0%	0	0%	0	0	0	0	0
Female	0	0	0%	0	0%	0	0	0	0	0

3. Details of remuneration/salary/wages

a. Median remuneration / wages:

	Male		Female	
	Number	Median remuneration/ salary/ wages of respective category	Number	Median remuneration/ salary/ wages of respective category
Board of Directors*	8	63,76,000	2	Nil
Key Managerial Personnel	1	7,36,396	Nil	Nil
Employees other than BOD	452	3,20,112	44	2,46,240
Workers	650	2,67,300	Nil	Nil

\*Excluded sitting fees paid to Independent Directors. Including remuneration paid to the Managing Director and CFO.

b. Gross wages paid to females as % of total wages paid by the entity, in the following format:

	FY 2024-25 (Current Financial Year)	FY 2023-24 (Previous Financial Year)
Gross wages paid to females as % of total wages	3.59%	2.97%

4. Do you have a focal point (Individual/ Committee) responsible for addressing human rights impacts or issues caused or contributed to by the business? (Yes/No)

Yes

5. Describe the internal mechanisms in place to redress grievances related to human rights issues.

We have established reporting channels for our employees, customers, suppliers, and other stakeholders to raise concerns or report any actual or potential violations of the company's code of conduct, policies, or laws, including human rights infringements. All reports received through these channels are carefully reviewed, and appropriate actions are taken if violations are confirmed. Throughout the investigation, we ensure protection for both the complainant and the individual against whom the complaint is made. Please refer the website link: <https://balajiamines.com/pdf/1686925902Human%20Rights%20Policy.pdf>

All our company locations have implemented Whistleblower Policies that enable stakeholders to report any concerns related to discrimination. We conduct regular awareness programs to inform our workforce about the Whistleblower Policy and provide contact details of the Heads of Human Resources and Legal Departments. The policy guarantees protection against any retaliation for complainants. We are committed to promoting human rights awareness across all levels of our operations through ongoing training and communication, ensuring protection at all times.

6. Number of Complaints on the following made by employees and workers:

	FY 2024-25 (Current Financial Year)			FY 2023-24 (Previous Financial Year)		
	Filed during the year	Pending resolution at the end of year	Remarks	Filed during the year	Pending resolution at the end of year	Remarks
Sexual	0	0	NA	0	0	NA
Discrimination at workplace	0	0	NA	0	0	NA
Child Labour	0	0	NA	0	0	NA
Forced Labour/Involuntary Labour	0	0	NA	0	0	NA
Wages	0	0	NA	0	0	NA
Other human rights related issues	0	0	NA	0	0	NA

7. Complaints filed under the Sexual Harassment of Women at Workplace (Prevention, Prohibition and Redressal) Act, 2013, in the following format:

	FY 2024-25 (Current Financial Year)	FY 2023-24 (Previous Financial Year)
Total Complaints reported under Sexual Harassment on of Women at Workplace (Prevention, Prohibition and Redressal) Act, 2013 (POSH)	0	0
Complaints on POSH as a % of female employees / workers	0%	0%
Complaints on POSH upheld	NA	NA

8. Mechanisms to prevent adverse consequences to the complainant in discrimination and harassment cases.

We handle all concerns related to discrimination and harassment with strict confidentiality. At Balaji Amines, we have zero tolerance for any retaliation against individuals who report concerns in good faith. Anyone found targeting or retaliating against such persons will face disciplinary action.

We have established an Internal Complaint Committee in accordance with the Sexual Harassment of Women at Workplace (Prevention, Prohibition and Redressal) Act, 2013. Additionally, we have

adopted a Whistleblower Policy that strictly prohibits discrimination, harassment, victimization, or any unfair employment practices against whistleblowers. We take all reported matters seriously and ensure that the complainant is protected from any adverse consequences.

9. Do human rights requirements form part of your business agreements and contracts? (Yes/No)

Yes.

10. Assessments for the year:

	% of your plants and offices that were assessed (by entity or statutory authorities or third parties)
Child labour	Assessed - as no child labour in employment
Forced/involuntary labour	Assessed - as no Forced/involuntary labour in employment
Sexual harassment	100% by Internal Complaints Committee
Discrimination at workplace	100%
Wages	100% by internal audit

11. Provide details of any corrective actions taken or underway to address significant risks / concerns arising from the assessments at Question 10 above.

We did not receive any audit concerns related to the above areas during the assessments conducted in FY 2024-25.

Leadership Indicators

1. Details of a business process being modified / introduced as a result of addressing human rights grievances/complaints.

We have not received any complaints during the financial year under review. Therefore, no changes or new business processes have been implemented to address human rights grievances or complaints.

2. Details of the scope and coverage of any Human rights due-diligence conducted.

Not Applicable

3. Is the premise/office of the entity accessible to differently abled visitors, as per the requirements of the Rights of Persons with Disabilities Act, 2016?

Our establishments are accessible to differently abled individuals, and we continuously strive to enhance our infrastructure to further improve accessibility for them.

4. Details on assessment of value chain partners.

We have identified certain areas within our value chain partners for formal assessment, particularly related to various CSR initiatives on Human Rights. Additionally, we have shared the Supplier Code of Conduct with our vendors.

	% of value chain partners (by value of business done with such partners) that were assessed
Sexual Harassment	All these elements are incorporated within our Code of Conduct. We obtain declarations from all value chain partners to ensure compliance with the Code as part of their contracts or purchase orders. Non-compliance with the agreed Code of Conduct may result in non-renewal or termination of the contracts.
Discrimination at workplace	
Child Labour	
Forced Labour/Involuntary Labour	
Wages	
Others – please specify	

5. Provide details of any corrective actions taken or underway to address significant risks / concerns arising from the assessments at Question 4 above.

Not Applicable.

PRINCIPLE 6: Businesses should respect and make efforts to protect and restore the environment

Environmental stewardship is integral to our sustainability strategy. We are committed to reducing emissions, conserving water, minimizing waste, and improving energy efficiency across our manufacturing operations. Balaji Amines complies with all applicable environmental regulations and regularly conducts environmental impact assessments. We have adopted Zero Liquid Discharge (ZLD) systems at key facilities and continue to invest in green chemistry and process optimization.



Essential Indicators

1. Details of total energy consumption (in Joules or multiples) and energy intensity, in the following format:

Parameter	FY 2024-25 (Current Financial Year)	FY 2023-24* (Previous Financial Year)
<b>From renewable sources</b>		
Total electricity consumption (A)	21934 GJ	25058 GJ
Total fuel consumption (B)	0	0
Energy consumption through other sources (C) (MT/Annum of Hydrogen / methane off gas or Giga Joules/Annum)	0	12319 GJ
<b>Total energy consumed from renewable sources (A+B+C)</b>	<b>21934 GJ</b>	<b>37377 GJ</b>
<b>From non-renewable sources</b>		
Total electricity consumption (D)	116941 GJ	416666 GJ
Total fuel consumption (E)	2140404 GJ	1744281 GJ
Energy consumption through other sources (F)	-	-
<b>Total energy consumed from non-renewable sources (D+E+F)</b>	<b>2257345 GJ</b>	2160947 GJ
<b>Total energy consumed (A+B+C+D+E+F)</b>	<b>2279280 GJ</b>	2198324 GJ
<b>Energy intensity per rupee of Turnover</b> (Total energy consumption/ turnover in rupees)	1789.65 GJ / crore	1643.18 GJ / crore
<b>Energy intensity per rupee of turnover adjusted for Purchasing Power Parity (PPP)</b> (Total energy consumed / Revenue from operations adjusted for PPP)	434.48 GJ / crore of PPP adjusted Turnover	450.99 GJ / crore of PPP adjusted Turnover
<b>Energy intensity in terms of physical output</b>	14.22 GJ / MT of Production	16.16 GJ / MT of Production
Energy intensity (optional) – the relevant metric may be selected by the entity	NA	NA

\*We have revisited the methodology for the calculations in view of the applicable guidelines of SEBI for BRSR. Accordingly figures for FY 23-24 have undergone some variation.

Note: Indicate if any independent assessment/ evaluation/assurance has been carried out by an external agency? (Y/N) If yes, name of the external agency.

Y, Sustainability Actions Private Limited has done the Reasonable Assurance of all BRSR core matrices.

2. Does the entity have any sites / facilities identified as designated consumers (DCs) under the Performance, Achieve and Trade (PAT) Scheme of the Government of India? (Y/N) If yes, disclose whether targets set under the PAT scheme have been achieved. In case targets have not been achieved, provide the remedial action taken, if any.

- Till date, BAL has no sites or facilities identified as Designated Consumers (DCs) under the PAT scheme. Although BAL is not part of the PAT cycle, management has consistently set and pursued year-on-year energy reduction targets to minimize our carbon and water footprints, reflecting our commitment as a responsible corporate entity. The major initiatives undertaken include:
- Utilization of by-product effluent gas as clean fuel in various manufacturing process plants. This initiative has reduced our carbon footprint.



- Automation and control of temperature profiles in solid fuel-fired furnaces to optimize fuel consumption and limit NOx emissions. Heat recovery from flue gases is maximized through air preheaters and economizers to improve steam generator combined cycle efficiency. Electrostatic precipitators are installed to ensure particulate matter emissions meet regulatory standards.
- Ongoing engagement of the operations team in conducting steam trap audits to prevent steam leakages and energy losses. Steam trap monitoring is supported by a Management Information System (MIS).
- Use of thermography on insulated pipelines and steam generation equipment to identify and minimize heat losses due to radiation.
- Installation of AC drives on the majority of compressors to optimize power consumption by controlling RPM and capacity.
- Deployment of high-efficiency process pumps and motors classified under the IE-4 energy efficiency category.
- Maximizing asset utilization and implementing heat integration strategies to reduce specific energy consumption norms in highly energy-intensive process plants.
- Introduced MVR system with which Steam consumption has been reduced to achieve the target of 0.2 ton/ton of inorganic effluent.  
sample analysis data from UNIT-1 is as below.  
MEE fed -14m3  
MEE condensate- 10 m3  
Steam consumed- 2.319 m3  
Steam consumption ratio- 2.319/14 = 0.165mt/mt against std figure of 0.6 mt/mt
- Installation of solar power panels with a capacity of 2,728 kW/hr is completed and additionally 8mw solar park will be online by April 2025.
- Initiation and installation of air-cooled condensers to reduce water footprint, replacing conventional water-cooled condensers and achieving an 80–85% reduction in fresh water consumption, overall reduced by 9.96% when compared to last year’s water consumption.
- Recycling of 28.2% of waste hydrogen gas by reintroducing it as fuel in the thermic fluid heater system.

3. Provide details of the following disclosures related to water, in the following format:

Parameter	FY 2024-25 (Current Financial Year)	FY 2023-24 (Previous Financial Year)
<b>Water withdrawal by source (in kilolitres)</b>		
(i) Surface water	4,84,945	5,44,658
(ii) Groundwater	1,42,449	1,85,556
(iii) Third party water*	34,349	4,810
(iv) Seawater / desalinated water		0
(v) Others		0
<b>Total volume of water withdrawal (in kilolitres) (i + ii + iii + iv + v)</b>	<b>6,61,743</b>	7,35,024
<b>Total volume of water consumption (in kilolitres)</b>	<b>6,61,743</b>	7,35,024
<b>Water intensity per rupee of Turnover</b> (Total water consumption / Revenue from operations)	519.59 KL / crore of Turnover	549.41 KL / crore of Turnover
<b>Water intensity perrupee of turnover adjusted for Purchasing Power Parity (PPP)</b> (Total water consumption / Revenue from operations adjusted for PPP)	126.14 KL / crore of PPP adjusted Turnover	150.79 KL / crore of PPP adjusted Turnover
<b>Water intensity in terms of physical output</b>	4.13 KL / MT of Production	5.40 KL / MT of Production
<b>Water intensity</b> (optional) – the relevant metric may be selected by the entity	NA	NA

Note: Indicate if any independent assessment/ evaluation/assurance has been carried out by an external agency? (Y/N) If yes, name of the external agency.

Y, Sustainability Actions Private Limited has done the Reasonable Assurance of all BRSR core matrices.

4. Provide the following details related to water discharged:

Since all BAL sites operate as Zero Liquid Discharge (ZLD) manufacturing facilities, the norms related to water discharge are not applicable to us.

Parameter	FY 2024-25 (Current Financial Year)	FY 2023-24 (Previous Financial Year)
<b>Water discharge by destination and level of treatment (in kilolitres)</b>		
(i) To Surface water		
- No treatment	NA	NA
- With treatment – please specify level of treatment	412203	NA
(ii) To Groundwater		
- No treatment	NA	NA
- With treatment – please specify level of treatment	128249	NA
(iii) To Seawater		
- No treatment	NA	NA
- With treatment – please specify level of treatment	NA	NA
(iv) Sent to third-parties		
- No treatment	NA	NA
- With treatment – please specify level of treatment	32631	NA
(v) Others		
- No treatment	NA	NA
- With treatment – please specify level of treatment	NA	NA
<b>Total water discharged (in kilolitres)</b>	<b>NA</b>	<b>NA</b>

Note: Indicate if any independent assessment/ evaluation/assurance has been carried out by an external agency? (Y/N) If yes, name of the external agency. :

Y, Sustainability Actions Private Limited has done the Reasonable Assurance of all BRSR core matrices.

5. Has the entity implemented a mechanism for Zero Liquid Discharge? If yes, provide details of its coverage and implementation.

Yes, all BAL sites have adopted a comprehensive Zero Liquid Discharge (ZLD) system.

- The ZLD mechanism covers both organic and inorganic effluents.
- In the case of inorganic effluents, the system integrates pre-treatment using clariflocculators, ultra-filtration units, high-pressure reverse osmosis, followed by multiple effect evaporators (MEE) and agitated thin film dryers (ATFD).
- For reject effluent from DM water generation, a polishing RO unit has been installed, which effectively reduces effluent volume by 90–95%.Organic effluents are processed through a BIO-ETP system, followed by high-pressure reverse osmosis.
- We are continuously exploring advanced technologies for water recycling, including updated RO membranes and MVRE technology, which is scheduled to be operational in FY 2025–26.
- The company has engaged subject matter experts to improve treatment and recycling processes for both organic and inorganic effluents, with a focus on enhancing operational efficiency.
- Approximately 333 CMD of inorganic wastewater is treated under the ZLD system.

6. Please provide details of air emissions (other than GHG emissions) by the entity, in the following format:

Parameter	Unit	FY 2024-25 (Current Financial Year)	FY 2023-24 (Previous Financial Year)
NOx	µ / cub M	13.32	<18
SOx	µ / cub M	6.32	<17
Particulate Matter(PM)	µ / cub M	31.8	<52
Persistent organic pollutants (POP)	NA	NA	NA
Volatile organic compounds (VOC)		NA	NA
Hazardous air pollutants (HAP)		NA	NA
Others - please specify		NA	NA

Note: Indicate if any independent assessment/ evaluation/assurance has been carried out by an external agency? (Y/N) If yes, name of the external agency.

Yes, NABL-accredited third-party agencies have been appointed in compliance with statutory requirements.

7. Provide details of greenhouse gas emissions (Scope 1 and Scope 2 emissions) & its intensity, in the following format:

Parameter	Unit	FY 2024-25 (Current Financial Year)	FY 2023-24* (Previous Financial Year)
<b>Total Scope 1 emissions</b> (Break-up of the GHG into CO2, CH4, N2O, HFCs, PFCs, SF6, NF3, if available)	Metric tonnes of CO2 equivalent	204176	177850.5
<b>Total Scope 2 emissions</b> (Break-up of the GHG into CO2, CH4, N2O, HFCs, PFCs, SF6, NF3, if available)	Metric tonnes of CO2 equivalent	23618	24094.76
<b>Total Scope 1 and Scope 2 emission intensity per rupee of turnover</b> (Total Scope 1 and Scope 2 GHG emissions / Revenue from operations)	Mt of CO2 per crore rupee of turnover	178.86 MT of CO2e / crore of Turnover	150.95 MT of CO2e / crore of Turnover
<b>Total Scope 1 and Scope 2 emission intensity per rupee of turnover for Purchasing Power Parity (PPP)</b> (Total Scope 1 and Scope 2 GHG emissions / Revenue from operations adjusted for PPP)	Mt of CO2 per crore rupee of PPP adjusted turnover	43.42 MT of CO2e / crore of PPP adjusted Turnover	41.43 MT of CO2e / crore of PPP adjusted Turnover
<b>Total Scope 1 and Scope 2 emission intensity in terms of physical output</b>		1.42 MT of CO2e / MT of Production	1.58 MT of CO2e / MT of Production
<b>Total Scope 1 and Scope 2 emission intensity</b> (optional) – the relevant metric may be selected by the entity		NA	NA

\*We have revisited the methodology for the calculations in view of the applicable guidelines of SEBI for BRSR. Accordingly figures for FY 23-24 have undergone some variation.

Note: Indicate if any independent assessment/ evaluation/assurance has been carried out by an external agency? (Y/N) If yes, name of the external agency.

Y, Sustainability Actions Private Limited has done the Reasonable Assurance of all BRSR core matrices.

8. Does the entity have any project related to reducing Green House Gas emission? If Yes, then provide details.

Yes, we have planned the following initiatives:

- Phased replacement of refrigerants in existing systems based on their Global Warming Potential (GWP) and associated carbon footprint.
- Implementation of a Back Pressure Steam Turbine system to replace Pressure Reducing Stations.
- Installation of renewable energy infrastructure (solar power).

9. Provide details related to waste management by the entity, in the following format:

Parameter	FY 2024-25 (Current Financial Year)	FY 2023-24* (Previous Financial Year)
<b>Total Waste generated (in metric tonnes)</b>		
Plastic waste (A)	2.89	1.31
E-waste (B)	Nil	Nil
Bio-medical waste (C)	Nil	Nil
Construction and demolition waste (D)	Nil	Nil
Battery waste (E)	Nil	Nil
Radioactive waste (F)	Nil	Nil
Other Hazardous waste- Engine Oil (G)	278.50	304.00
Other Non-hazardous waste Generated- Paper (H) (Break-up by composition i.e. by materials relevant to the sector)	41145.00	17551.00
<b>Total (A+B+C+D+E+F+G+H)</b>	<b>41426.39</b>	<b>17856.31</b>
<b>Waste intensity per rupee of turnover</b> (Total waste generated / Revenue from operations)	32.53 Tons / crore of Turnover	131.42 Tons / crore of Turnover
<b>Waste intensity per rupee of turnover adjusted for Purchasing Power Parity (PPP)</b> (Total waste generated / Revenue from operations adjusted for PPP)	7.90 Tons / crore of PPP adjusted Turnover	36.07 Tons / crore of PPP adjusted Turnover
<b>Waste intensity in terms of physical output</b>	0.26 Tons / MT Product output	1.29 Tons / MT Product output
<b>Waste intensity (optional)</b> – the relevant metric may be selected by the entity	NA	NA
<b>For each category of waste generated, total waste recovered through recycling, re-using or other recovery operations (in metric tonnes)</b>		
<b>Category of waste</b>		
(i) Recycled	33869	170044
(ii) Re-used	16.87	4.57
(iii) Other recovery operations	Nil	Nil
<b>Total</b>	<b>33886</b>	<b>170048.90</b>
<b>For each category of waste generated, total waste disposed by nature of disposal method (in metric tonnes)</b>		
<b>Category of waste</b>		
(i) Incineration through CHWTSDF	109	126
(ii) Landfilling through CHWTSDF	135	178
(iii) Other disposal operations	7297	5466
<b>Total</b>	<b>7540</b>	<b>5770</b>

\*We have revisited the methodology for the calculations in view of the applicable guidelines of SEBI for BRSR. Accordingly figures for FY 23-24 have undergone some variation.

Note: Indicate if any independent assessment/ evaluation/assurance has been carried out by an external agency? (Y/N) If yes, name of the external agency.

Y, Sustainability Actions Private Limited has done the Reasonable Assurance of all BRSR core matrices.

Note:

- Green Field project Expansion Construction debris are being recycled in Construction activity. The Excavated Soil is recycled for land filling and plantation.
- Company has disposed of the used drums (plastic and MS) to registered parties/ Registered recycler.



10. Briefly describe the waste management practices adopted in your establishments. Describe the strategy adopted by your company to reduce usage of hazardous and toxic chemicals in your products and processes and the practices adopted to manage such wastes.

We have established a robust and integrated waste management system to ensure safe, compliant, and sustainable handling of waste across all our operations. The following practices are adopted to minimize environmental impact:

- a. We ensure proper incineration of hazardous waste through certified Common Hazardous Waste Treatment, Storage, and Disposal Facilities (CHWTSDF), in line with regulatory norms.
- b. Treated residual waste that is non-recoverable is securely landfilled at CHWTSDF, following prescribed safety protocols.
- c. Specific waste streams, such as spent oil, are responsibly disposed of through government-authorized recyclers, ensuring maximum resource recovery.
- d. We operate our own incineration units equipped with steam cogeneration technology, which enables us to recover energy during the waste treatment process.
- e. For inorganic waste streams, we use advanced membrane separation technologies. These are further integrated with Multiple Effect Evaporators (MEE) and Agitated Thin Film Dryers (ATFD) to enhance waste volume reduction and achieve Zero Liquid Discharge (ZLD) compliance.
- f. We invest in best-in-class process technologies that help us minimize waste at the source itself. Our systems are designed to not only control and reduce waste generation but also recover waste heat to produce energy, enhancing overall operational efficiency and sustainability.

Our Strategies for Minimizing Hazardous and Toxic Chemicals:

To reduce the environmental and health risks associated with hazardous substances, we proactively adopt cleaner and safer chemical management practices in our operations:

We select process technologies and chemical inputs that are inherently safe, biodegradable, and environmentally friendly. The emphasis is placed on using materials that are easy to handle, store, and dispose of, thereby reducing potential hazards. Our approach to chemical reactions involves the deliberate selection of catalysts that not only enhance efficiency but also significantly suppress undesired side reactions.

11. If the entity has operations/offices in/around ecologically sensitive areas (such as national parks, wildlife sanctuaries, biosphere reserves, wetlands, biodiversity hotspots, forests, coastal regulation zones etc.) where environmental approvals / clearances are required, please specify details in the following format:

S. No.	Location of operations / offices	Type of operations	Whether the conditions of environmental approval / clearance are being complied with? (Y/N) If no, the reasons thereof and corrective action taken, if any.
Not applicable, as none of our operational sites are situated within ecologically sensitive zones.			

12. Details of environmental impact assessments of projects undertaken by the entity based on applicable laws, in the current financial year:

Name and brief details of project	EIA Notification No.	Date	Whether conducted by independent external agency (Yes / No)	Results communicated in public domain (Yes / No)	Relevant Web link
-	-	-	-	-	-

13. Is the entity compliant with the applicable environmental law/ regulations/ guidelines in India; such as the Water (Prevention and Control of Pollution) Act, Air (Prevention and Control of Pollution) Act, Environment protection act and rules thereunder (Y/N). If not, provide details of all such non-compliances, in the following format:

S. No.	Specify the law/ regulation / guidelines which was not complied with	Provide the details of non-compliance	Any fines/ penalties / action taken by regulatory agencies such as pollution control board or by courts	Corrective action taken, if any
Not Applicable				

We ensure full compliance with all applicable environmental laws, regulations, and guidelines in India, along with the associated rules and provisions. Our adherence to these requirements is demonstrated through the submission of six-monthly compliance reports to the Ministry of Environment, Forest and Climate Change (MoEF&CC). Additionally, we proactively incorporate any amendments or new directives issued by relevant authorities into our operations, ensuring that all upcoming and ongoing projects are aligned with the latest legal and regulatory frameworks.

Leadership Indicators

1. Water withdrawal, consumption and discharge in areas of water stress (in kilolitres):

For each facility / plant located in areas of water stress, provide the following information:

- (i) Name of the area: Solapur (The new expansions are taking place within the designated MIDC area)
- (ii) Nature of operations: Manufacturing of Chemicals
- (iii) Water withdrawal, consumption and discharge in the following format:

Parameter	FY 2024-25 (Current Financial Year)	FY 2023-24 (Previous Financial Year)
Water withdrawal by source (in kilolitres)		
(i) Surface water	4,84,945	5,44 658
(ii) Groundwater	1,42,449	1 85,556
(iii) Third party water	34,349	4,810
(iv) Seawater / desalinated water	NA	NA
(v) Others	NA	NA
Total volume of water withdrawal (in kilolitres)	6,61,743	7,35,024
Total volume of water consumption (in kilolitres)	6,61,743	7,35,024
Water intensity per rupee of Turnover (Water consumed / turnover)	519.59 KL / crore of Turnover	549.41 KL / crore of Turnover
Water intensity (optional) – the relevant metric may be selected by the entity	-	-
Water discharge by destination and level of treatment (in kilolitres)		
(i) To Surface water		
- No treatment	NA	NA
- With treatment – please specify level of treatment	NA	NA
(ii) To Groundwater		
- No treatment	NA	NA
- With treatment – please specify level of treatment	NA	NA
(iii) To Seawater		
- No treatment	NA	NA
- With treatment – please specify level of treatment	NA	NA
(iv) Sent to third-parties		
- No treatment	NA	NA
- With treatment – please specify level of treatment	NA	NA
(v) Others		
- No treatment	NA	NA
- With treatment – please specify level of treatment	NA	NA
Total water discharged (in kilolitres)	NA	NA

Note: Indicate if any independent assessment/ evaluation/assurance has been carried out by an external agency? (Y/N) If yes, name of the external agency. : No



2. Please provide details of total Scope 3 emissions & its intensity, in the following format:

Parameter	Unit	FY 2024-25 (Current Financial Year)	FY 2023-24 (Previous Financial Year)
<b>Total Scope 1 emissions</b> (Break-up of the GHG into CO <sub>2</sub> , CH <sub>4</sub> , N <sub>2</sub> O, HFCs, PFCs, SF <sub>6</sub> , NF <sub>3</sub> , if available)	Metric tonnes of CO <sub>2</sub> equivalent	NA	NA
<b>Total Scope 3 emissions per rupee of turnover</b>		NA	NA
<b>Total Scope 3 emission intensity</b> (optional) – the relevant metric may be selected by the entity		NA	NA

Note: Indicate if any independent assessment/ evaluation/assurance has been carried out by an external agency? (Y/N) If yes, name of the external agency: No.

3. With respect to the ecologically sensitive areas reported at Question 11 of Essential Indicators above, provide details of significant direct & indirect impact of the entity on biodiversity in such areas along-with prevention and remediation activities.

The sites and expansion projects receive Environment Clearances after thorough evaluations, ensuring that there are no direct or indirect effects on biodiversity. This is because most of our sites and expansion activities are situated within designated industrial zones that comply with the Environment Protection Act (EPA). Prior to approval, comprehensive assessments are conducted, and necessary infrastructure is developed at all locations. These measures strictly follow the relevant environmental guidelines to maintain compliance and safeguard ecological balance.

4. If the entity has undertaken any specific initiatives or used innovative technology or solutions to improve resource efficiency, or reduce impact due to emissions / effluent discharge / waste generated, please provide details of the same as well as outcome of such initiatives, as per the following format:

Sr. No.	Initiative undertaken	Details of the initiative (Web-link, if any, may be provided along-with summary)	Outcome of Initiative
1	<b>CIP of Multiple Effect Evaporators</b>	Unit-3 and Unit-1 In-organic Effluent Treatment	Reduced steam to water ratio and saved energy + reduced CO <sub>2</sub> emission
2	<b>Investment in Solar power</b>	Power Saving 2728 KW/Day	Source of renewable energy generation being taken up at various plant.
3	<b>Installed Air Cooled Condensers</b>	Unit-4 Expansion ,Installed Air Cooled Condensers in Process plant as a substitute to Conventional water based cooling condensers. This has saved Water substantially for the entire site as a major water Intensive operation.	Saving of water

5. Does the entity have a business continuity and disaster management plan? Give details in 100 words/ web link.

BAL has established comprehensive onsite Emergency Response Plans across all its locations. For handling any emergency situation, whether occurring within the premises or externally dedicated and well-trained teams are available at every site. These teams include members from Operations, Engineering, Safety, and Fire departments, equipped with the necessary tools and equipment to manage identified risks effectively. Preparedness is maintained through ongoing risk mitigation efforts. Additionally, BAL collaborates closely with local authorities such as the Fire Department, MIDC, Collector's Office, and State Pollution Control Boards to ensure coordinated emergency management. All hazardous chemical storage areas are outfitted with robust fire and safety infrastructure. Regular inspections and testing are conducted to ensure mechanical integrity. Pressure control systems and related accessories are installed for continuous monitoring and control. Certain tank farm areas comply fully with PESO (Petroleum and Explosives Safety Organization) regulations, and BAL ensures 100% adherence to these standards. Furthermore, area classifications are maintained according to established standards including IS (Indian Standards), ATEX (Atmosphères Explosibles), and NFPA (National Fire Protection Association) guidelines.

BAL has also implemented internal policies that regulate major loading and unloading activities by restricting these operations to designated silent hours, and corresponding infrastructure has been developed to support this. All raw materials and finished goods transported by tankers comply with HAZCHEM and SMPV (Safety Measures in Petroleum and Vessels) guidelines, ensuring that risks related to transportation through public areas are minimized. The drums and containers used for transportation meet the UN Code standards and are made from materials compatible with the substances they carry.

BAL proactively identifies risks throughout the entire value chain and implements appropriate mitigation measures to manage and minimize these risks effectively.

6. Disclose any significant adverse impact to the environment, arising from the value chain of the entity. What mitigation or adaptation measures have been taken by the entity in this regard.

Although no significant impacts have been identified arising from the value chain, we continuously strive to recognize potential risks and implement effective mitigation measures to prevent any adverse effects.

7. Percentage of value chain partners (by value of business done with such partners) that were assessed for environmental impacts.

All value chain partners undergo a thorough vendor qualification process where their credentials are carefully examined. This evaluation includes reviewing and confirming the relevant certifications and standards they hold. Only after these credentials are validated, the partners are formally included in the evaluation procedures and contractual agreements. This ensures that all collaborators meet the required quality and compliance benchmarks before entering into any contractual relationship.

8. How many Green Credits have been generated or procured:

a. By the listed entity

Nil

c. By the top ten (in terms of value of purchases and sales, respectively) value chain partners.

Not being tracked as of now

PRINCIPLE 7: Businesses, when engaging in influencing public and regulatory policy, should do so in a manner that is responsible and transparent

We engage with industry bodies and regulatory agencies to contribute to the development of responsible industrial and environmental policies. Our participation is transparent, ethical, and aligned with the larger goals of sustainable industrial development. During the reporting year, we provided inputs on policy matters related to Extended Producer Responsibility (EPR), chemical safety regulations, and sustainable manufacturing through platforms like the Confederation of Indian Industry (CII) and the Indian Chemical Council (ICC).



Essential Indicators

1. a. Number of affiliations with trade and industry chambers/ associations.

Eight (Refer the response below)

b. List the top 10 trade and industry chambers/ associations (determined based on the total members of such a body) the entity is a member of/ affiliated to.

S. No.	Name of the trade and industry chambers/ associations	Reach of trade and industry chambers/ associations
1	Basic Chemicals Cosmetic & Dyes Export Promotion Council	Mumbai
2	Bulk Drug Manufacturers Association	Hyderabad
3	Chemical Industries Association	Chennai
4	Chemexcil- Chemicals Export Promotion Council	Mumbai
5	Federation of Indian Chambers of Commerce & Industry	New Delhi
6	Federation of Indian Export Organisations	Mumbai
7	Indian Chemical Council	Mumbai
8	Service Export Promotion Council	New Delhi


2. Provide details of corrective action taken or underway on any issues related to anti- competitive conduct by the entity, based on adverse orders from regulatory authorities.

None



**PRINCIPLE 8: Businesses should promote inclusive growth and equitable development**

We are committed to creating a positive socio-economic impact through our business and CSR activities. Our CSR initiatives focus on education, healthcare, water conservation, and rural development, especially in the regions surrounding our manufacturing facilities. In FY 2024-25, we launched skill development programs for local youth, upgraded infrastructure in nearby schools, and conducted health camps. These efforts align with national development priorities and the UN Sustainable Development Goals.



**Essential Indicators**

**1. Details of Social Impact Assessments (SIA) of projects undertaken by the entity based on applicable laws, in the current financial year.**

Not applicable.

**2. Provide information on project(s) for which ongoing Rehabilitation and Resettlement (R&R) is being undertaken by your entity, in the following format:**

Not Applicable

**3. Describe the mechanisms to receive and redress grievances of the community.**

**The CSR team along with the committee members of the Board duly engage with the respective communities in and around Solapur and Dharashiv in addressing the local issues and take up certain relevant CSR activities in redressal of any grievances of those communities.**

Apart from the above, The Balaji Foundation & Research Centre actively engages with local communities by focusing on specific areas where it can make meaningful contributions. These areas include education, healthcare, support for destitute individuals, rural development initiatives, preservation and promotion of art and culture, as well as disaster relief efforts. To ensure that its projects truly benefit the targeted groups, the Foundation has established strong and comprehensive systems to evaluate their effectiveness and impact. These evaluation methods include direct interactions such as one-on-one conversations and group discussions with the beneficiaries themselves, allowing the Foundation to gain firsthand insights into the outcomes of their work. Additionally, the Foundation commissions independent external assessments to provide objective evaluations of the projects. These varied approaches not only help measure success but also create ample opportunities for the beneficiaries to voice any concerns or grievances. The Foundation is committed to addressing and resolving these issues promptly, ensuring that the needs and rights of the community members remain central to its efforts.

**4. Percentage of input material (inputs to total inputs by value) sourced from suppliers:**

Parameter	FY 2024-25 (Current Financial Year)	FY 2023-24 (Previous Financial Year)
Directly sourced from MSMEs/ small producers	21.84%	32.95%
Directly from within India	77.46%	85.94%

**5. Job creation in smaller towns – Disclose wages paid to persons employed (including employees or workers employed on a permanent or non-permanent / on contract basis) in the following locations, as % of total wage cost**

Location	FY 2024-25 (Current Financial Year)	FY 2023-24* (Previous Financial Year)
Rural	83.61%	83.58%
Semi-urban	-	-
Urban	-	-
Metropolitan	16.39%	16.41%

(Place to be categorized as per RBI Classification System - rural / semi-urban / urban / metropolitan)

\*We have revisited the methodology for the calculations in view of the applicable guidelines of SEBI for BRSR. Accordingly figures for FY 23-24 have undergone some variation.

**Leadership Indicators**

**1. Provide details of actions taken to mitigate any negative social impacts identified in the Social Impact Assessments (Reference: Question 1 of Essential Indicators above):**

None

**2. Provide the following information on CSR projects undertaken by your entity in designated aspirational districts as identified by government bodies:**

Sr. No.	Program	State	Aspirational District	Amount Spent ₹
1	Health Care	Maharashtra	Osmanabad (Dharashiv)	8,31,696
2	Promoting Education	Maharashtra	Osmanabad (Dharashiv)	13,51,006
3	Arrangement of Drinking Water	Maharashtra	Osmanabad (Dharashiv)	2,46,862
4	Promotion of Traditional Art	Maharashtra	Osmanabad (Dharashiv)	13,750
5	Rural Development	Maharashtra	Osmanabad (Dharashiv)	1,10,13,826
6	Promoting Sports	Maharashtra	Osmanabad (Dharashiv)	1,50,000
7	Promotion of Road Safety	Maharashtra	Osmanabad (Dharashiv)	1,32,360
8	Funds for Medclaim policy, Construction of Toilet Box, Constructions of Classrooms,	Maharashtra	Osmanabad (Dharashiv)	4,80,000

**3. (a) Do you have a preferential procurement policy where you give preference to purchase from suppliers comprising marginalised / vulnerable groups? (Yes/No)**

According to our policy, contracts are granted strictly based on merit rather than any form of preference.

**(b) From which marginalised/vulnerable groups do you procure?**

Not Applicable

**(c) What percentage of total procurement (by value) does it constitute?**

Not Applicable

**4. Details of the benefits derived and shared from the intellectual properties owned or acquired by your entity (in the current financial year), based on traditional knowledge.**

Not Applicable

**5. Details of corrective actions taken or underway, based on any adverse order in intellectual property related disputes wherein usage of traditional knowledge is involved.**

Not Applicable.

**6. Details of beneficiaries of CSR Projects:**

Sr. No.	CSR Project	No. of Person benefited from CSR Projects	Percentage of beneficiaries from vulnerable and marginalised groups
1.	Promoting Healthcare	2,11,713	100%
2.	Promoting Education	1,21,927	100%
3.	Rural Development	28,500	100%
4.	Promoting Sports	12,001	100%

**PRINCIPLE 9: Businesses should engage with and provide value to their consumers in a responsible manner**

Customer satisfaction and product safety are central to our business operations. We maintain stringent quality control across our manufacturing processes and ensure that all our products meet the required safety standards. We maintain open communication channels for customer feedback and take proactive measures to address any concerns. Our R&D team works continuously to innovate safer and more sustainable chemical products.



**Essential Indicators**

**1. Describe the mechanisms in place to receive and respond to consumer complaints and feedback.**

We classify customer complaints into three main categories: qualitative, quantitative, and administrative. This categorization helps us to better understand and address the various types of issues that may arise from different perspectives.

Our organization is deeply committed to consistently exceeding the expectations of our clients. To uphold this commitment, we have implemented strong and effective systems that allow us to closely monitor customer complaints and feedback throughout the service delivery process. These mechanisms enable us to respond promptly and appropriately to any concerns, ensuring continuous improvement in the quality of our services.

The results of our most recent annual client survey highlight a significant level of satisfaction among our clientele. Many clients have expressed their delight with Balaji Amines, reflecting the sustained positive sentiment we have cultivated over the years. This favourable perception is especially evident in areas such as our resilience in facing challenges, agility in adapting to changing needs, client-focused approach, excellence in execution, quality of deliverables, reliability of base service delivery, as well as the effectiveness of the tools and methodologies we employ.

Overall, the feedback underscores a strong trust and appreciation from our clients, confirming that our strategies and efforts align well with their expectations and contribute to maintaining long-term, healthy relationships.

**2. Turnover of products and/ services as a percentage of turnover from all products/service that carry information about:**

As a percentage to total turnover	
Environmental and social parameters relevant to the product	-
Safe and responsible usage	100%
Recycling and/or safe disposal	-

**3. Number of consumer complaints in respect of the following:**

	FY 2024-25 (Current Financial Year)		Remarks	FY 2023-24 (Previous Financial Year)		Remarks
	Number of complaints filed during the year	Number of complaints pending resolution at close of the year		Number of complaints filed during the year	Number of complaints pending resolution at close of the year	
Data Privacy	0	0	NA	0	0	NA
Advertising	0	0	NA	0	0	NA
Cyber-Security	0	0	NA	0	0	NA
Delivery of essential services	0	0	NA	0	0	NA
Restrictive Trade Practices	0	0	NA	0	0	NA
Unfair Trade Practices	0	0	NA	0	0	NA
Other	0	0	NA	0	0	NA

**4. Details of instances of product recalls on account of safety issues:**

Not Applicable

**5. Does the entity have a framework/ policy on cyber security and risks related to data privacy? (Yes/No) If available, provide a web-link of the policy.**

Yes, the policy can be accessed online at the following web address:

<https://www.balajiamines.com/investor-relations.php>.

**6. Provide details of any corrective actions taken or underway on issues relating to advertising, and delivery of essential services; cyber security and data privacy of customers; re-occurrence of instances of product recalls; penalty / action taken by regulatory authorities on safety of products / services.**

Not Applicable

**7. Provide the following information relating to data breaches:**

**a. Number of instances of data breaches**

In the fiscal year 2025, no verified complaints regarding violations of customer privacy were reported by external parties or regulatory bodies.

**b. Percentage of data breaches involving personally identifiable information of customers**

Not Applicable

**c. Impact, if any, of the data breaches**

Not Applicable

**Leadership Indicators**

**1. Channels / platforms where information on products and services of the entity can be accessed (provide web link, if available).**

We provide detailed information about our products and services on our official website. Visitors can easily access [www.balajiamines.com](http://www.balajiamines.com) to explore comprehensive details, descriptions, and updates about the full range of offerings we provide. Our website serves as a convenient platform for our customers, stakeholders, and other visitors to gain a clear understanding of our portfolio and service capabilities.

**2. Steps taken to inform and educate consumers about safe and responsible usage of products and/or services.**

Every consignment we deliver is accompanied by our Material Safety Data Sheet (MSDS), which provides essential information to our consumers on the safe handling, usage, and storage of the product under various conditions. This ensures that our customers are well-informed and equipped to manage the material responsibly and safely in any situation.

**3. Mechanisms in place to inform consumers of any risk of disruption/discontinuation of essential services.**

At Balaji Amines, each customer relationship is supported by a well-defined business continuity mechanism designed to effectively manage any potential disruption in the supply of our products or services. In addition, we have a comprehensive communication plan in place to ensure timely and transparent updates to our customers during such events. This approach helps maintain trust, minimize operational impact, and ensure seamless service delivery even in challenging circumstances.

**4. Does the entity display product information on the product over and above what is mandated as per local laws? (Yes/No/ Not Applicable) If yes, provide details in brief. Did your entity carry out any survey with regard to consumer satisfaction relating to the major products / services of the entity, significant locations of operation of the entity or the entity as a whole? (Yes/No)**

No.



# REPORT ON CORPORATE GOVERNANCE

## 1. COMPANY'S PHILOSOPHY ON CORPORATE GOVERNANCE

Your Company has all the process, protocols and system of Corporate Governance and has been following fair, transparent and ethical governance practices and follows to the Tee and also it to be essential for enhancing long-term shareholder value and retaining investor confidence and trust. Your Company believes that Corporate Governance is about best practices of a business to be imbibed into the culture of the organization and complying with value systems, ethical business practices, complying with laws and regulations to achieve the main objectives of the Company through best practices.

The Company believes to grow and be successful by following systems, protocols, policies and practices which are ethical and sustainable while being competitive.

Policies, processes, practices and actions of the Company are carefully designed to further the objectives of Good Corporate Governance of the Company, thereby enhancing its performance and improving stakeholder's value and fulfilling its obligations towards the Government, its shareholders, employees and other stakeholders.

## 2. BOARD OF DIRECTORS

The composition of the Board of your Company is in conformity with the provisions of the Companies Act, 2013 ("the Act") and the Securities and Exchange Board of India (Listing Obligations and Disclosure Requirements) Regulations, 2015 ("Listing Regulations"), as amended from time to time.

The Company's board consists of 8 (Eight) Directors as on 31<sup>st</sup> March, 2025. Out of 8 Directors, 4 Directors are Independent Directors including Woman Director. The Chairman of the Board is an Executive Director.

None of the Directors on the Board is a member of more than 10 (Ten) committees or a Chairperson of more than 5 (Five) committees [as stipulated in Regulation 26(1) of the Securities and Exchange Board of India (Listing Obligations & Disclosure Requirements) Regulations, 2015 ('Listing Regulations')] across all the Indian Public Companies, in which he/she is a Director. The annual disclosure providing the committee position and other Directorship has been made by the Directors.

None of the Independent Directors of the Company had any material pecuniary relationship or transactions with the Company, its promoter, its management during the Year 2024-25, which may affect independence of the Independent Directors. All Directors mentioned above as Independent Directors, fall within the expression of "Independent Directors" as mentioned in SEBI (Listing Obligations and Disclosure Requirements) Regulations, 2015 and the Companies Act, 2013 ("the Act").

### a) Number of Board Meetings and Attendance of the Directors at Meetings of the Board and at the Last Annual General Meeting

The Board of Directors met 4 (four) times during the year under review on 08<sup>th</sup> May, 2024, 07<sup>th</sup> August, 2024, 14<sup>th</sup> November, 2024 and 12<sup>th</sup> February, 2025. The requisite quorum was present for all the Meetings. The Board met at least once in a calendar quarter and the maximum time gap between any two Meetings was not more than one hundred and twenty days. These Meetings were well attended. The 36<sup>th</sup> Annual General Meeting was held on 11<sup>th</sup> July, 2024 through video conferencing or other audio visual means as per the MCA and SEBI Circulars issued from time to time.

The names and categories of Directors, their attendance at the Board Meetings held during the year and at the last Annual General Meeting (AGM) held on 11<sup>th</sup> July, 2024, and also the number of Directorships and committee positions held by them in public limited companies are as follows:

Name of Director	Category	No. of Board Meetings attended during 2024-25	Attend-ance at the Last AGM held on 11 <sup>th</sup> July, 2024	No. of Director-ships in Other Companies		Member-ships held in com-mittees of other pub-lic Compa-nies*	Chairman-ships held in com-mittees of other Pub-lic Compa-nies*	Name of other listed entities where he/she is a director and the category of directorship
				Private	Public			
Mr. Ande Prathap Reddy, Executive Chairman, DIN: 00003967	Executive Director (Promoter)	4	Yes	1	1	0	0	-
Mr. Dundurapu Ram Reddy, Managing Director, DIN : 00003864	Executive Director (Promoter)	4	Yes	6	1	0	0	-
Mr. Rajeshwar Reddy Nomula, Whole-time Director, DIN : 00003854	Executive Director (Promoter)	4	Yes	3	1	0	0	-
Mr. Ande Srinivas Reddy, Whole-time Director & CFO, DIN: 03169721	Executive Director (Promoter)	4	Yes	0	0	0	0	-
Dr. Suhasini Yatin Shah, Independent Director DIN : 0216705	Independent Non-Executive Director	4	Yes	2	3	0	2	Precision Camshafts Limited, Non-Executive Non-Independent Director
Dr. Uma Rajiv Pradhan, Independent Director DIN : 10096017	Independent Non-Executive Director	3	Yes	0	0	0	0	-
Mr. Mohan Kumar Ramakrishna, Independent Director, DIN : 10168247	Independent Non-Executive Director	3	Yes	0	0	0	0	-
Mr. Adabala Seshagiri Rao, Independent Director, DIN : 09608973	Independent Non-Executive Director	4	Yes	0	2	2	1	1. Nova Agritech Limited, Non-Executive Independent Director 2. Manoj Vaibhav Gems 'N' Jewellers Limited, Non-Executive Independent Director 3. Kernex Microsystems (India) Limited Non-Executive Independent Director

\*Membership/Chairmanship of Audit Committees and Stakeholders' Relationship Committees.

### b) Disclosure of relationships between directors inter-se

- Mr. Ande Prathap Reddy, Executive Chairman of the Company is father of Mr. Ande Srinivas Reddy, Whole time Director & CFO of the Company and Uncle of Mr. Dundurapu Ram Reddy, Managing Director of the Company.

2. Mr. Dundurapu Ram Reddy, Managing Director of the Company is nephew of Mr. Ande Prathap Reddy, Executive Chairman of the Company and Cousin of Mr. Ande Srinivas Reddy, Whole time Director & CFO of the Company.
3. Mr. Rajeshwar Reddy Nomula, Whole-time Director of the Company does not have any relationships with any other directors.
4. Mr. Ande Srinivas Reddy, Whole time Director & CFO of the Company is son of Mr. Ande Prathap Reddy, Executive Chairman of the Company and Cousin of Mr. Dundurapu Ram Reddy, Managing Director of the Company.

c) **Number of Shares and convertible instruments held by Non- Executive Directors as on 31<sup>st</sup> March, 2025**

Name of Director	Designation	No. of Shares held
Dr. Suhasini Yatin Shah	Independent Director	Nil
Dr. Uma Rajiv Pradhan	Independent Director	Nil
Mr. Mohan Kumar Ramakrishna	Independent Director	Nil
Mr. Adabala Seshagiri Rao	Independent Director	Nil

d) **Familiarization Programme**

At the time of appointing a Director, a formal letter of appointment is given, which inter alia explains the role, function, duties and responsibilities expected from a Director of the Company. The Director is also explained in detail the Compliance required from him under Companies Act, 2013, the Listing Regulations and other various statutes and an affirmation is obtained. Further, on an ongoing basis as a part of Agenda of Board / Committee Meetings, briefings are regularly made to the Independent Directors on various matters inter-alia

List of skills/ competencies required in Names of Directors having such relation to business operations	Mr. Ande Prathap Reddy	Mr. Dundurapu Ram Reddy	Mr. Rajeshwar Reddy Nomula	Mr. Ande Srinivas Reddy	Dr. Suhasini Yatin Shah	Dr. Uma Rajiv Pradhan	Mr. Mohan Kumar Ramakrishna	Mr. Adabala Seshagiri Rao
Finance, Law, Management, Administration	Yes	Yes	Yes	Yes	Yes	Yes	Yes	Yes
Industry/ Sector Knowledge	Yes	Yes	Yes	Yes	Yes	Yes	Yes	Yes
Corporate Governance, Strategic Management	Yes	Yes	Yes	Yes	Yes	Yes	Yes	Yes
International Marketing and Sales	Yes	Yes	Yes	Yes	Yes	Yes	Yes	Yes

f) **Confirmation that in the opinion of the Board, the Independent Directors fulfill the conditions specified in these regulations and are independent of the management**

The Board of Directors be and is hereby confirmed that in the opinion of the Board, the Independent Directors fulfill the conditions specified by SEBI (Listing Obligations and Disclosure Requirements) Regulations, 2015 and they are independent of the management.

covering the Company's and its subsidiaries businesses and operations, industry and regulatory updates, strategy, finance, role, rights, responsibilities of the Independent Directors under various statutes and other relevant matters.

The Company does notify the changes in the Companies Act, 2013, Rules prescribed thereunder, SEBI (Listing Obligations and Disclosure Requirements) Regulations, 2015 and all other applicable laws of the Company from time to time to the Board of Directors regularly in every Board Meeting.

The details of the familiarization programme for Directors are available on the Company's website at the link: <http://www.balajiamines.com/pdf/1708002869FamiliarisationProgramme.pdf>

e) **Skills / Expertise / Competencies of the Board of Directors**

The following is the list of core skills / expertise / competencies identified by the Board of Directors that are required in the context of the Company's business and that the said skills are available with the Board Members:

- Knowledge on Company's business policies and culture (including the Mission, Vision and Values) major risks / threats and potential opportunities and knowledge of the industry in which the Company operates.
- Behavioral skills - attributes and competencies to use their knowledge and skills to contribute effectively to the growth of the Company.
- Business Strategy, Sales & Marketing, Corporate Governance, Forex Management, Administration, Decision Making
- Financial and Management skills, Risk assessment and mitigation, troubleshooting etc.
- Technical / Professional skills and specialized knowledge in relation to Company's business.

3. **COMMITTEES OF THE BOARD**

Your Company has Six Board level Committees, viz. Audit Committee, Nomination and Remuneration Committee, Stakeholders' Relationship Committee, Corporate Social Responsibility Committee, Risk Management Committee and Research & Development Committee. All decisions pertaining to the constitution of Committees, appointment of members and fixing of terms of service for Committee Members are taken by the Board of Directors. Details on the role and composition of these Committees, including the number of Meetings held during the financial year and the related attendance, are provided below:

a. **Audit Committee**

The Company has a qualified and independent audit committee which consists of three Independent Directors, who shall provide assistance to the Board of Directors in fulfilling its responsibilities. The Chairman of the Audit Committee is a Non-executive and Independent Director.

The composition of the Audit committee is in accordance with the requirements of the Regulations under Securities and Exchange Board of India (Listing Obligations and Disclosure Requirements) Regulations, 2015 and also Section 177 of the Companies Act, 2013 and Rule 6 and 7 of Companies (Meetings of Board and its Powers) Rules, 2014.

The Audit Committee meets regularly as required and exercises its powers in accordance with the framework defined by the Board. The terms of reference of the Audit Committee are as set out by the Board which is in accordance with the aforesaid provisions.

During the year under review, four meetings of the Committee were held on 08<sup>th</sup> May, 2024, 07<sup>th</sup> August, 2024, 14<sup>th</sup> November, 2024 and 12<sup>th</sup> February, 2025. The gap between two meetings did not exceed one hundred and twenty days. The composition of the Audit Committee and the details of meetings attended by each of the members are given below:

Name	Designation	Category	No. of Meetings Attended
Mr. Adabala Seshagiri Rao	Chairman	Non-Executive, Independent Director	4
Dr. Suhasini Yatin Shah	Member	Non-Executive, Independent Director	4
Mr. Mohan Kumar Ramakrishna	Member	Non-Executive, Independent Director	3

**The terms of reference of the Audit Committee are as under:**

- Overview of Company's financial reporting process and disclosure of its financial information to ensure that the financial statements are accurate, sufficient and credible;
- Recommending to the Board, the appointment, re-appointment and if required, the replacement or removal of auditors and fixation of audit fee;
- Approval of payment to statutory auditors for any other services rendered by them;
- Reviewing, with the management, the annual financial statements before submission to the Board for approval, with particular reference to:
  - Matters required to be included in the Director's Responsibility Statement to be included in the Board's report in terms of clause (c) of sub-section 3 of Section 134 of the Companies Act, 2013;
  - Changes, if any, in accounting policies and practices and reasons for the same;
  - Major accounting entries involving estimates based on the exercise of judgment by management;
  - Significant adjustments made in the financial statements arising out of audit finding;
  - Compliance with listing and other legal requirements relating to financial statements;
  - Disclosure of any related party transactions;
  - Review of draft Auditors Report, in particular qualifications / remarks / observations made by the Auditors on the financial statements;
  - Management Discussion and Analysis of financial conditions and results of operations;
- Review of Statement of significant related party transactions submitted by the management;
- Review of management letters/letters of internal control weaknesses issued by the statutory auditors;
- Review of internal audit reports relating to internal control weaknesses;
- Review of appointment, removal and terms of remuneration of the Internal Auditor;
- Review of the financial statements of subsidiary Companies;
- Reviewing, with the management, the quarterly financial statements before submission to the Board for approval;



11. Reviewing, with the management, the statement of uses / application of funds raised through an issue (public issue, rights issue, preferential issue, etc.), the statement of funds utilized for purposes other than those stated in the offer document / prospectus / notice and the report submitted by the monitoring agency monitoring the utilisation of proceeds of a public or rights issue, and making appropriate recommendations to the board to take up steps in this matter;
12. Review and monitor the auditor’s independence, performance, and effectiveness of audit process;
13. Approval or any subsequent modification of transactions of the Company with related parties;
14. Scrutiny of inter-corporate loans and investments;
15. Valuation of undertakings or assets of the Company, wherever necessary;
16. Evaluation of internal financial controls and risk management systems;
17. Reviewing, with the management, performance of statutory and internal auditors, adequacy of the internal control systems;
18. Reviewing the adequacy of internal audit function, if any, including the structure of the internal audit department, staffing and seniority of the official heading the department, reporting structure coverage and frequency of internal audit;
19. Discussion with internal auditors of any significant findings and follow up there on;
20. Reviewing the risk management policies, practices and the findings of any internal investigations by the internal auditors into matters where there is suspected fraud or irregularity or a failure of internal control systems of a material nature and reporting the matter to the Board;
21. Discussion with statutory auditors before the audit commences, about the nature and scope of audit as well as post audit discussion to ascertain any area of concerns;
22. To look into the reasons for substantial defaults in the payment to the shareholders (in case of non-payment of declared dividends) and creditors;
23. To review the functioning of the Whistle Blower Mechanism and addressing the complaint if any by resolving ;
24. Approval of appointment / reappointment, remuneration of Chief Financial Officer (or any other person heading the finance function or discharging that function) after assessing the qualifications, experience & background, etc. of the candidate;
25. Carrying out any other function as may be mentioned in the terms of reference of the Audit Committee. The Audit Committee discharges its functions and obligations on regular basis and on the occurrence of the events;

26. reviewing the utilization of loans and/ or advances from/ investment by the holding company in the subsidiary exceeding rupees ₹100 crore or 10% of the asset size of the subsidiary, whichever is lower including existing loans / advances / investments existing as on the date of coming into force of this provision.
27. Consider and comment on rationale, cost benefits and impact of schemes involving merger, demerger, amalgamation etc., on the Company and its shareholders.

b. Nomination and Remuneration Committee

The Nomination and Remuneration Committee of the Company has been constituted in accordance with the provisions of Section 178 of the Companies Act, 2013 and in terms of Regulation 19 of the Listing Regulations which comprises the requisite number of Independent Directors.

During the year under review, the committee met twice on 14<sup>th</sup> November, 2024 and 12<sup>th</sup> February, 2025. The composition of the Nomination and Remuneration Committee and the details of meetings attended by each of the members are given below:

Name	Designation	Category	No. of Meetings Attended
Mr. Mohan Kumar Ramakrishna	Chairman	Non-Executive, Independent Director	2
Dr. Uma Rajiv Pradhan	Member	Non-Executive, Independent Director	1
Mr. Adabala Seshagiri Rao	Member	Non-Executive, Independent Director	2

The terms of reference of the Nomination and Remuneration Committee are as under:

1. Formulation of the criteria for determining qualifications, positive attributes and independence of a director and recommend to the board of directors a policy relating to, the remuneration of the directors, key managerial personnel and other employees;
2. For every appointment of an independent director, the Nomination and Remuneration Committee shall evaluate the balance of skills, knowledge and experience on the Board and on the basis of such evaluation, prepare a description of the role and capabilities required of an independent director. The person recommended to the Board for appointment as an independent director shall have the capabilities identified in such description. For the purpose of identifying suitable candidates, the Committee may:

- a. use the services of an external agencies, if required;
- b. consider candidates from a wide range of backgrounds, having due regard to diversity; and
- c. consider the time commitments of the candidates.
3. Formulation of criteria for evaluation of Independent Directors and the Board. Devising a policy on Board diversity;
4. Identifying persons who are qualified to become directors and who may be appointed in senior management in accordance with the criteria laid down, and recommend to the Board for the reappointment and removal;
5. To recommend/review remuneration of Key Managerial Personnel based on their performance and defined assessment criteria;
6. To decide on the elements of remuneration package of all the Key Managerial Personnel i.e. salary, benefits, bonus, stock options, pensions, etc.;
7. Recommendation of fee / compensation if any, to be paid to Non-Executive Directors, including Independent Directors of the Board;
8. Payment / revision of remuneration payable to Managerial Personnel;
9. While approving the remuneration, the committee shall take into account financial position of the Company, trend in the industry, qualification, experience and past performance of the appointee;
10. The Committee shall be in a position to bring about objectivity in determining the remuneration package while striking the balance between the interest of the Company and shareholders;
11. Any other functions / powers / duties as may be entrusted by the Board from time to time.

The Company has adopted a Policy relating to the remuneration for Directors, Key Managerial Personnel and other employees of the Company which is disclosed on the website of the Company at the link: <http://www.balajiamines.com/pdf/1708061046Nomination,RemunerationandEvaluationPolicy.pdf>

The committee under the guidance of the Board has formulated the criteria and framework for the performance evaluation of every Director of the Board including independent Directors and identified the ongoing training and education programs to ensure that the independent Directors are provided with adequate information regarding the business, the industry and their legal responsibilities and duties.

Performance Evaluation Criteria for Independent Directors

Independent Directors are evaluated based on below mentioned criteria:

- a) their general understanding of the Company’s business dynamics;
- b) their contribution in the Board Meetings and guidance to the Board;
- c) professional ethics, integrity and values;
- d) willingness to devote sufficient time and energy in carrying out their duties and responsibilities effectively.

The Nomination and Remuneration Committee also has laid down criteria for performance evaluation of all the Directors on the Board and recommended the same for evaluating the performance of each and every Director.

c. Stakeholders’ Relationship Committee

The Stakeholders’ Relationship Committee has been formed in compliance of Regulations under Securities and Exchange Board of India (Listing Obligations and Disclosure Requirements) Regulations, 2015 and pursuant to Section 178(5) of the Companies Act, 2013. The Committee comprises one Executive Director and two Independent Directors. The Chairman of the Committee is a Non-Executive and Independent Director.

During the year under review, the Committee met four times on 06<sup>th</sup> May, 2024, 07<sup>th</sup> August, 2024, 14<sup>th</sup> November, 2024 and 27<sup>th</sup> January, 2025. The composition of the Stakeholders’ Relationship Committee and the details of Meetings attended by each of the Members are given below:

Name	Designation	Category	No. of Meetings Attended
Dr. Suhasini Yatin Shah	Chairman	Non-Executive, Independent Director	4
Dr. Uma Rajiv Pradhan <sup>2</sup>	Member	Non-Executive, Independent Director	2
Mr. Dundurapu Ram Reddy <sup>2</sup>	Member	Executive Director	4

Mr. Abhijeet Kothadiya, the Company Secretary is the Secretary to Stakeholders’ Relationship Committee and is the “Compliance Officer” pursuant to the requirements of the Listing Regulations. The Committee reviews the security transfers/transmissions, process of dematerialization and the investors’ grievances and the systems dealing with these issues.

**Details of status of the references / complaints received and replied / resolved during the year are given in the following statements:**

Description	No. of Complaints Received	No. of Complaints Resolved	Pending Complaints
Non Receipt of Share Certificates after transfer etc.	Nil	Nil	Nil
Non Receipt of Dividend Warrant	Nil	Nil	Nil
Query regarding demat credit	Nil	Nil	Nil
Non receipt of Bonus	Nil	Nil	Nil
Miscellaneous correspondence	361	361	Nil
<b>Total</b>	<b>361</b>	<b>361</b>	<b>Nil</b>

**The terms of reference of the Stakeholders’ Relationship Committee are as under:**

- Resolving the grievance of the security holders of the Company including complaints related to transfer/ transmission of shares, non-receipt of annual report, non-receipt of declared dividends, issue of new/duplicate certificates, general meetings etc.;
- Review of measures taken for effective exercise of voting rights by shareholders;
- Review of adherence to the service standards adopted by the Company in respect of various services being rendered by the Registrar & Share Transfer Agent;
- Review of the various measures and initiatives taken by the Company for reducing the quantum of unclaimed dividends and ensuring timely receipt of dividend warrants/annual reports/statutory notices by the shareholders of the company.

**d. Risk Management Committee**

The Board has constituted the Risk Management Committee in compliance with Regulation 17(9)(b) and 21 of SEBI (Listing Obligations and Disclosure Requirements) Regulations, 2015 (“the Listing Regulations”) and the provisions of the Companies Act, 2013 (“the Act”), for risk assessment and risk minimization. The Risk Management Committee comprises one Executive Director and Three Non-Executive Independent Directors.

During the year under review, the Committee met twice on 08<sup>th</sup> May, 2024, and 14<sup>th</sup> November 2024. The composition of the Risk Management Committee and the details of meetings attended by each of the members are given below:

Name	Designation	Category	No. of Meetings Attended
Mr. Mohan Kumar Ramakrishna	Chairman	Non-Executive, Independent Director	2
Mr. Adabala Seshagiri Rao	Member	Non-Executive, Independent Director	2
Dr. Uma Rajiv Pradhan	Member	Non-Executive, Independent Director	1
Mr. Ande Srinivas Reddy	Member	Executive Director	2

The Risk Management Committee shall provide oversight and will report to the Board of Directors who have the sole responsibility for overseeing all risks. The Company recognises that enterprise risk management is an integral part of good management practice. The purpose of this policy is a system and mechanism to identify the risks, manage the risks and to set clear guidelines on the approach of the Company in handling the risks associated at each level of the organization. All employees are responsible for managing risks in so far as is reasonably predictable within their area of activity.

**Role of Risk Management Committee:**

- To formulate a detailed risk management policy which shall include:
  - A framework for identification of internal and external risks specifically faced by the listed entity, in particular including financial, operational, sectoral, sustainability (particularly, ESG related risks), information, cyber security risks or any other risk as may be determined by the Committee.
  - Measures for risk mitigation including systems and processes for internal control of identified risks.
  - Business continuity plan.
- To ensure that appropriate methodology, processes and systems are in place to monitor and evaluate risks associated with the business of the Company;
- To monitor and oversee implementation of the risk management policy, including evaluating the adequacy of risk management/mitigating systems;
- To periodically review the risk management policy, at least once in two years, including by considering the changing industry dynamics and evolving complexity;
- To keep the board of directors informed about the nature and content of its discussions, recommendations and actions to be taken.

**e. Corporate Social Responsibility Committee**

The Corporate Social Responsibility (CSR) Committee has been constituted by the Board of Directors to formulate and recommend to the Board the CSR Policy indicating the activities to be undertaken by the Company in compliance with the provisions of the Act and Rules made there under, allocate the amount of expenditure to be incurred on CSR activities as enumerated in Schedule VII to the Act and monitor the CSR Policy of the Company periodically. The CSR Policy of the Company is displayed on the website of the Company at the link: <http://www.balajiamines.com/pdf/1708062412CorporateSocialReponsibilityPolicy.pdf>

During the year under review, the Committee met four times on 06<sup>th</sup> May, 2024, 07<sup>th</sup> August, 2024, 14<sup>th</sup> November, 2024 and 12<sup>th</sup> February, 2025. The composition of the CSR Committee and the details of meetings attended by each of the members are given below:

Name	Designation	Category	No. of Meetings Attended
Dr. Uma Rajiv Pradhan	Chairman	Non-Executive, Independent Director	4
Mr. Rajeshwar Reddy Nomula	Member	Executive Director	4
Mr. Dundurapu Ram Reddy	Member	Executive Director	4

**4. PARTICULARS OF SENIOR MANAGEMENT INCLUDING THE CHANGES THEREIN SINCE THE CLOSE OF THE PREVIOUS FINANCIAL YEAR**

The Board of Directors, has identified the Senior Management Personnel(s) [SMP(s)] pursuant to the provisions of Regulation 16(1)(d) of the Listing Regulations. The details of SMP’s as at 31<sup>st</sup> March, 2025 are as follows:

Sr. No.	Name of SMP(s)	Designation	Changes if any, during the financial year (Yes / No)	Nature of Change
1.	Mr. Ande Srinivas Reddy	Whole-time Director & CFO	No	-
2.	Mr. Govind Raybhanrao Menchekare	Senior General Manager - Operations	No	-
3.	Mr. Roopavathram Subba Sastry	Deputy General Manager- Services, Unit-1	No	-
4.	Mr. Sureshbabu Satyanarayana Vuppula	Deputy General Manager- Services, Unit-3	No	-
5.	Mr. Rama Krishna Nandula	General Manager - Projects	No	-
6.	Mr. Arun Maruti Masal	Deputy General Manager- Finance	No	-
7.	Mr. Sadik Dawood Patel	Deputy General Manager- Marketing	No	-
8.	Mrs. Shabana Tamboli	AGM -International Marketing	No	-
9.	Mr. Lakhan Suganchand Dargad	Company Secretary	Yes	Resigned from the date of 30 <sup>th</sup> December,2024
10.	Mrs. Varsha Vivek Guntuk	Manager - Human Resource	No	-
11.	Mrs. G. Radhika Kumari	Purchase Manager	No	-
12.	Mr. Chaganti Shyamu	Manager	No	-
13.	Mr. Brijesh Singh	General Manager - Hotel Division	No	-
14.	Mr. Abhijeet Shailesh Kothadiya	Company Secretary	Yes	Appointment Effective from 31 <sup>st</sup> December,2024

The Committee shall take up CSR activities as per the policy. The Committee shall oversee and monitor the spending of the CSR amount and implementation of the CSR activities undertaken.

The committee may report to the Board, the status of each activity, utilization of the earmarked funds, next course of action and also prepare a display / photographs of the works undertaken duly reporting the press clippings to spread the awareness in the regional media to get maximum beneficiaries to be impacted.

**f. Research and Development Committee**

The Board has constituted the Research and Development Committee to carry out the Research and Development initiations and to monitor the implementation of new R&D plans for identifying the new products, improving the processes etc. to optimize the utilization of all the resources.

The composition of the Research and Development Committee is given below:

Name	Designation	Category
Mr. Ande Prathap Reddy	Chairman	Executive Director
Mr. Rajeshwar Reddy Nomula	Member	Executive Director
Mr. Ande Srinivas Reddy	Member	Executive Director



5. REMUNERATION OF DIRECTORS

a) All pecuniary relationship or transactions of the non-executive directors

The Company has no pecuniary relationship or transaction with its Non-Executive Directors including Independent Directors are entitled to payment of sitting fee for the Board meetings attended by them.

b) Criteria of making payments to non-executive directors

The criteria of making payments to the Independent Directors are disclosed in the Policy and the same is available on <http://www.balajiamines.com/pdf/1709547488CriteriaforPaymenttoNonExecutiveDirectors.pdf>

c) Disclosures with respect to remuneration in addition to disclosures required under the Companies Act, 2013

The remuneration paid to Executive Directors is recommended by the Nomination and Remuneration Committee and fixed by the Board of Directors and approved by the shareholders in general meetings. The remuneration paid to Executive Directors in pursuant to Sections 196, 197, 203 read with Schedule V and other applicable provisions of the Companies Act, 2013.

i. All elements of remuneration package of individual directors summarized under major groups, such as salary, benefits, bonuses, Stock options, pension etc:

Remuneration paid to Executive Directors for the year 2024-25 (Amount in ₹)

Particulars	Mr. Ande Prathap Reddy	Mr. Dundurapu Ram Reddy	Mr. Rajeshwar Reddy Nomula	Mr. Ande Srinivas Reddy	Total
Salary, Allowances & Perquisites	77,00,000	69,50,000	69,50,000	62,00,000	2,78,00,000
Benefits	-	-	-	-	-
Commission	8,26,64,463	6,08,23,347	0	6,15,73,347	20,50,61,158
Sitting Fees	-	-	-	-	-
Loans from the Company	-	-	-	-	-

Remuneration paid to Non-Executive Directors for the Year 2024-25 (Amount in ₹)

Sr. No.	Name of Director	Sitting Fees Paid
1.	Dr. Suhasini Yatin Shah	1,18,000
2.	Dr. Uma Rajiv Pradhan	93,000
3.	Mr. Mohan Kumar Ramakrishna	91,000
4.	Mr. Adabala Seshagiri Rao	1,18,000

ii. Details of fixed component and performance linked incentives, along with the performance criteria: Not Applicable.

iii. Service contracts, notice period, severance fees: The Company does not have any service contract with the Directors of the Company.

iv. Stock option details, if any and whether issued at a discount as well as the period over which accrued and over which is exercisable: The Company has not granted any Stock options during the year.

6. GENERAL BODY MEETING

a. Location and time of the preceding of last three Annual General Meetings held:

Year	AGM/EGM	Location	Day, Date & Time	Time
2023-24	36 <sup>th</sup> AGM	Video Conference ("VC")/Other Audio Visual Means ("OAVM")	Thursday, 11 <sup>th</sup> July, 2024	12:00 Noon
2022-23	35 <sup>th</sup> AGM	Video Conference ("VC")/Other Audio Visual Means ("OAVM")	Monday, 10 <sup>th</sup> July, 2023	04:00 P.M.
2021-22	34 <sup>th</sup> AGM	Video Conference ("VC")/Other Audio Visual Means ("OAVM")	Wednesday, 29 <sup>th</sup> June, 2022	12:00 Noon

b. List of Special Resolutions passed during the last three AGMs

i. No Special Resolutions were passed in the 36<sup>th</sup> Annual General Meeting

ii. Special Resolutions were passed in the 35<sup>th</sup> Annual General Meeting

- To consider the appointment of Dr. Suhasini Yatin Shah (DIN: 02168705) as an Independent Director of the Company.
- To consider the appointment of Dr. Uma Rajiv Pradhan (DIN: 10096017) as an Independent Director of the Company.
- To consider the appointment of Mr. Mohan Kumar Ramakrishna (DIN: 10168247) as an Independent Director of the Company.
- To consider the appointment of Mr. Adabala Seshagiri Rao (DIN: 09608973) as an Independent Director of the Company.
- To consider and approve revision of the terms and conditions of remuneration payable to Mr. Ande Prathap Reddy (DIN: 00003967), Executive Chairman of the Company.
- To consider and approve revision of the terms and conditions of remuneration payable to Mr. Dundurapu Ram Reddy (DIN: 00003864), Managing Director of the Company.
- To consider and approve the revision of terms of appointment of Mr. Rajeshwar Reddy Nomula (DIN: 00003854) and re-designated as Whole-time Director of the Company.
- To consider and approve the revision of terms of appointment of Mr. Ande Srinivas Reddy (DIN: 03169721) and re-designated as Whole-time Director and CFO of the Company.

iii. No Special Resolutions were passed in the 34<sup>th</sup> Annual General Meeting

c. Special Resolutions passed through postal ballot and details of voting pattern:

During the financial year 2024-25 the following special resolution was passed through postal ballot by the shareholders of the Company on March , 2025 through Postal Ballot Notice dated February 12, 2025:

Approval for providing Loan to Balaji Speciality Chemicals Limited, Subsidiary Company of the Company

Particulars	Remote e-Voting
Total number of valid votes	2,41,69,338
Votes cast in favour of the resolution	2,20,42,280
Votes cast against the resolution	21,27,058
Number of invalid votes	-

d. No Special Resolution is proposed to be passed through the postal ballot

e. Procedure followed for Postal Ballot/E-voting:

Step 1: Access to NSDL e-Voting system

A) Login method for e-Voting for Individual shareholders holding securities in demat mode

Pursuant to SEBI circular no. SEBI/HO/CFD/CMD/ CIR/P/2020/242 dated December 9, 2020, on 'e-Voting facility provided by Listed Companies', individual shareholders holding securities in demat mode are allowed to vote through their demat account maintained with Depositories and Depository Participants. Shareholders are advised to update their mobile number and e-mail Id in their demat accounts in order to access e-Voting facility

Login method for Individual shareholders holding securities in demat mode is given below:

Type of shareholders	Login Method
Individual Shareholders holding securities in demat mode with NSDL.	<b>A. NSDL IDEAS facility</b> If you are already registered, follow the below steps: <ol style="list-style-type: none"><li>Visit the e-Services website of NSDL. Open a web browser by typing the following URL: <a href="https://eservices.nsdl.com/">https://eservices.nsdl.com/</a> either on a personal computer or on a mobile.</li><li>Once the home page of e-Services is launched, click on the ‘Beneficial Owner’ icon under ‘Login’ which is available under ‘IDeAS’ section.</li><li>A new screen will open. You will need to enter your User ID and Password. After successful authentication, you will be able to see e-Voting services under the Value Added Services section.</li><li>Click on ‘Access to e-Voting’ appearing on the left-hand side under e-Voting services and you will be able to see the e-Voting page.</li><li>Click on options available against Company name or e-Voting service provider – NSDL and you will be re-directed to NSDL e-Voting website for casting your vote during the remote e-Voting period.</li></ol> If you are not registered, follow the below steps: <ol style="list-style-type: none"><li>Option to register is available at <a href="https://eservices.nsdl.com">https://eservices.nsdl.com</a></li><li>Select ‘Register Online for IDeAS’ Portal or click at <a href="https://eservices.nsdl.com/SecureWeb/IdeasDirectReg.jsp">https://eservices.nsdl.com/SecureWeb/IdeasDirectReg.jsp</a></li><li>After getting yourself registered, please follow steps given in 1 to 5.</li></ol>
	<b>B. e-Voting website of NSDL</b> <ol style="list-style-type: none"><li>Open a web browser by typing the following URL: <a href="https://www.evoting.nsdl.com/">https://www.evoting.nsdl.com/</a> either on a personal computer or on a mobile phone.</li><li>Once the home page of e-Voting system is launched, click on the icon ‘Login’ which is available under ‘Shareholder/Member’ section.</li><li>A new screen will open. You will need to enter your User ID (i.e. your sixteen digit demat account number held with NSDL), Password/OTP and a Verification Code as shown on the screen.</li><li>After successful authentication, you will be redirected to the NSDL website wherein you can see the e-Voting page. Click on options available against Company name or e-Voting service provider - NSDL and you will be redirected to e-Voting website of NSDL for casting your vote during the remote e-Voting period.</li></ol>
	<b>C. NSDL Mobile App</b> Shareholders/Members can also download the NSDL Mobile App “ <b>NSDL Speede</b> ” facility by scanning the QR code mentioned below for seamless voting experience.

NSDL Mobile App is available on



Type of shareholders	Login Method
Individual Shareholders holding securities in demat mode with CDSL	<ol style="list-style-type: none"><li>Users who have opted for CDSL Easi / Easiest, they can login through their User id and password. Option will be made available to reach e-Voting page without any further authentication. The users to login to Easi / Easiest are requested to visit CDSL website <a href="http://www.cdslindia.com">www.cdslindia.com</a> and click on login icon &amp; New System Myeasi Tab.</li><li>After successful login the Easi/Easiest user will be able to see the e-Voting option for eligible companies where the e-Voting is in progress as per the information provided by the Company. On clicking the e-Voting option, the user will be able to see the e-Voting page of the e-Voting service provider for casting your vote during the remote e-Voting period or joining virtual meeting &amp; voting during the meeting. Additionally, there are also links provided to access the system of all e-Voting Service Providers, so that the user can visit the e-Voting service providers’ website directly.</li><li>If the user is not registered for Easi/Easiest, the option to register is available at CDSL website <a href="http://www.cdslindia.com">www.cdslindia.com</a> and click on login &amp; New System Myeasi Tab and then click on registration option.</li><li>Alternatively, the user can directly access e-Voting pages by providing Demat Account Number and PAN from an e-Voting link available on <a href="http://www.cdslindia.com">www.cdslindia.com</a> home page. The system will authenticate the user by sending OTP on registered Mobile &amp; e-mail as recorded in the Demat Account. After successful authentication, users will be able to see the e-Voting option where the e-Voting is in progress and also able to directly access the system of all e-Voting Service Providers.</li></ol>
	<ol style="list-style-type: none"><li>You can also login using the login credentials of your demat account through your Depository Participant registered with NSDL/CDSL for e-Voting facility.</li><li>Upon logging in, you will be able to see the e-Voting option. Once you click on the e-Voting option, you will be redirected to the NSDL/CDSL Depository site after successful authentication, wherein you can see the e-Voting feature.</li><li>Click on Company name or e-Voting service provider i.e. NSDL and you will be redirected to the e-Voting website of NSDL for casting your vote during the remote e-Voting period.</li></ol>

**Important note:** Members who are unable to retrieve User ID/ Password are advised to use Forget User ID and Forget Password option available at abovementioned website.

**Helpdesk for Individual Shareholders holding securities in demat mode for any technical issues related to login through Depository i.e. NSDL and CDSL.**

Login type	Helpdesk details
Individual Shareholders holding securities in demat mode with NSDL	Members facing any technical issue in login can contact NSDL helpdesk by sending a request at <a href="mailto:evoting@nsdl.co.in">evoting@nsdl.co.in</a> or call at 022-48867000.
Individual Shareholders holding securities in demat mode with CDSL	Members facing any technical issue in login can contact CDSL helpdesk by sending a request at <a href="mailto:helpdesk.evoting@cdslindia.com">helpdesk.evoting@cdslindia.com</a> or contact at toll free no. 1800 22 55 33

**B) Login Method for e-Voting and joining virtual meetings for shareholders other than Individual shareholders holding securities in demat mode and shareholders holding securities in physical mode.**

**How to Log-in to the NSDL e-Voting website?**

- Visit the e-Voting website of NSDL. Open a web browser by typing the following URL: <https://www.evoting.nsdl.com/> either on a Personal Computer or on a mobile.
  - Once the home page of e-Voting system is launched, click on the icon “Login” which is available under ‘Shareholder/Member’ section.
  - A new screen will open. You will have to enter your User ID, your Password/OTP and a Verification Code as shown on the screen.
- Alternatively, if you are registered for NSDL eservices i.e. IDEAS, you can log-in at <https://eservices.nsdl.com/> with your existing IDEAS login. Once you log-in to NSDL eservices after using your log-in credentials, click on e-Voting and you can proceed to Step 2 i.e. Cast your vote electronically.



Your User ID details are given below :

Manner of holding shares i.e. Demat (NSDL or CDSL) or Physical	Your User ID is:
For Members who hold shares in demat account with NSDL	8 Character DP ID followed by 8 Digit Client ID For example if your DP ID is IN300*** and Client ID is 12***** then your user ID is IN300***12*****.
For Members who hold shares in demat account with CDSL.	16 Digit Beneficiary ID For example if your Beneficiary ID is 12***** then your user ID is 12*****.
For Members holding shares in Physical Form.	EVEN Number followed by Folio Number registered with the company For example if folio number is 001*** and EVEN is 101456 then user ID is 101456001***

4. Password details for shareholders other than Individual shareholders are given below:

a) If you are already registered for e-Voting, then you can use your existing password to login and cast your vote.

b) If you are using the NSDL e-Voting system for the first time, you will need to retrieve the ‘initial password’ which was communicated to you. Once you retrieve your ‘initial password’, you need to enter the ‘initial password’ and the system will force you to change your password.

c) How to retrieve your ‘initial password’?

(i) If your email ID is registered in your demat account or with the company, your ‘initial password’ is communicated to you on your email ID. Trace the email sent to you from NSDL from your mailbox. Open the email and open the attachment i.e. a .pdf file. Open the .pdf file. The password to open the .pdf file is your 8 digit client ID for NSDL account, last 8 digits of client ID for CDSL account or folio number for shares held in physical form. The .pdf file contains your ‘User ID’ and your ‘initial password’.

(ii) If your email ID is not registered, please follow steps mentioned below in process for those shareholders whose email ids are not registered.

6. After entering your password, tick on Agree to “Terms and Conditions” by selecting on the check box.

7. Now, you will have to click on the “Login” button.

8. After you click on the “Login” button, the home page of e-Voting will open.
- Step 2: Cast your vote electronically on the NSDL e-Voting system.**
- How to cast your vote electronically on the NSDL e-Voting system?**
1. After successful login at Step 1, you will be able to see all the companies “EVEN” in which you are holding shares and whose voting cycle and General Meeting is in active status.

2. Select “EVEN” of the company for which you wish to cast your vote during the remote e-Voting period and cast your vote during the General Meeting. For joining a virtual meeting, you need to click on the “VC/OAVM” link placed under “Join Meeting”.

3. Now you are ready for e-Voting as the Voting page opens.

4. Cast your vote by selecting appropriate options i.e. assent or dissent, verify/modify the number of shares for which you wish to cast your vote and click on “Submit” and also “Confirm” when prompted.

5. Upon confirmation, the message “Vote cast successfully” will be displayed.

6. You can also take the printout of the votes cast by you by clicking on the print option on the confirmation page.

7. Once you confirm your vote on the resolution, you will not be allowed to modify your vote.
- General Guidelines for shareholders**
1. Corporate Members or Institutional shareholders (i.e. other than individuals, HUF, NRI etc.) are required to upload their Board Resolution / Power of Attorney / Authority Letter, etc. by clicking on the ‘Upload Board Resolution/Authority Letter’ displayed under ‘e-Voting’ tab on the screen or send scanned copy (PDF/JPG Format)
- of the relevant Board Resolution/ Power of Attorney/ Authority letter, etc. with attested specimen signature of the duly authorized signatory(ies) who are authorized to vote, to the Scrutinizer by e-mail to mohitkamdar@yahoo.co.in with a copy marked to evoting@nsdl.com.
2. It is strongly recommended not to share your password with any other person and take utmost care to keep your password confidential. Login to the e-voting website will be disabled upon five unsuccessful attempts to key in the correct password. In such an event, you will need to go through the “Forgot User Details/Password?” or “Physical User Reset Password?” option available on www.evoting.nsdl.com to reset the password.
- In case of any queries/grievances pertaining to remote e-Voting, you may refer the Frequently Asked Questions (‘FAQs’) for Shareholders and e-Voting user manual for Shareholders available at the ‘Download’ section of NSDL at www.evoting.nsdl.com or call on toll free no.: 022 - 4886 7000 or contact Mr. Amit Vishal, Deputy Vice President-NSDL or Ms. Pallavi Mhatre, Senior Manager-NSDL at their designated e-mail addresses: amitv@nsdl.com or pallavid@nsdl.com. The postal address of NSDL is 3<sup>rd</sup> Floor, Naman Chamber, Plot C-32, G-Block, Bandra Kurla Complex, Bandra East, Mumbai, Maharashtra - 400 051.
- Mr. Mohit Gujar (Membership No. 20557, CP No. 18644) of M/s. P.S. Rao & Associates, Practising Company Secretaries, Hyderabad, was appointed as the Scrutinizer to conduct the Postal Ballot processes in a fair and transparent manner.**
- 8. GENERAL INFORMATION TO SHAREHOLDERS**
- |    |   |   |
|----|---|---|
| a. | Annual General Meeting - Date, Time and Venue | Friday, 8 <sup>th</sup> August, 2025 at 12:00 Noon through Video Conference (“VC”)/ Other Audio Visual Means (“OAVM”)   |
| b. | Date of Book Closure                          | The share transfer books and the Register of Members will be closed on Saturday, 02 <sup>nd</sup> August, 2025 to Friday, 8 <sup>th</sup> August, 2025 (both days inclusive)  |
| c. | Financial year                                | 1 <sup>st</sup> April to 31 <sup>st</sup> March   |
| d. | Dividend Payment Date                         | The proposed dividend, if approved at the ensuing Annual General Meeting (AGM) on Friday, 8 <sup>th</sup> August, 2025 will be distributed within 30 days of Annual General Meeting.  |
| e. | Name and address of stock exchanges           | BSE Limited, Phiroze Jeejeebhoy Towers, Dalal Street, Mumbai - 400 001.<br>National Stock Exchange of India Limited, Exchange Plaza, 5 <sup>th</sup> Floor, Plot No. C/1, G Block, Bandra-Kurla Complex, Bandra (East), Mumbai - 400 051.                     |
| f. | Listing fees                                  | The Company has paid the annual listing fees for the year 2024-25 to both the above stock exchanges.  |
| g. | Security Code                                 | BSE : 530999<br>NSE: BALAMINES  |
| h. | ISIN Code                                     | INE050E01027  |
| i. | Registrar and Share Transfer Agents           | Venture Capital and Corporate Investments Private Limited, “Aurum”, Door No.4-50/P-II/57/4F & 5F, Plot No.57 4 <sup>th</sup> & 5 <sup>th</sup> Floors, Jayabheri Enclave Phase – II, Gachibowli, Hyderabad – 500 032.<br>Email: investor.relations@vccipl.com |
| j. | Share Transfer System                         | As per SEBI Circulars, the securities of listed companies can be transferred only in dematerialised form and hence, the members are advised to dematerialise the shares held for any transfer of shares.  |
- 7. MEANS OF COMMUNICATION**
- a) Quarterly Results:-**
- The quarterly, half-yearly and annual results of the Company were normally published by the Company in the newspapers within 48 hours from the conclusion of the Board meeting.
- Annual reports with Audited Financial Statements are sent to the shareholders through permitted mode and are displayed on the Company’s website at <http://www.balajiamines.com/investor-relations.php>.
- b) Newspapers wherein results normally published:-**
- The Company publishes its quarterly, half-yearly and annual results in Business Standard (in English) and any one of Lokmat Times, Divya Marathi, Dainik Pudhari, Sakal, Tarun Bharat, Sanchar (in regional language) dailies.
- c) Any website, where displayed:-**
- The results are displayed on the Company’s website at <http://www.balajiamines.com/investor-relations.php>.
- d) Whether it is also displays official news releases:-**
- The newsletters and press releases from time to time were also displayed on the Company’s website at <http://www.balajiamines.com/investor-relations.php>
- e) Presentations made to institutional investors or to the analysts:-**
- Any presentation made to the institutional investors or/ and analysts are also posted on the Company’s website and were intimated to the Stock Exchanges.
- 132
- Annual Report 2024-25
- 133

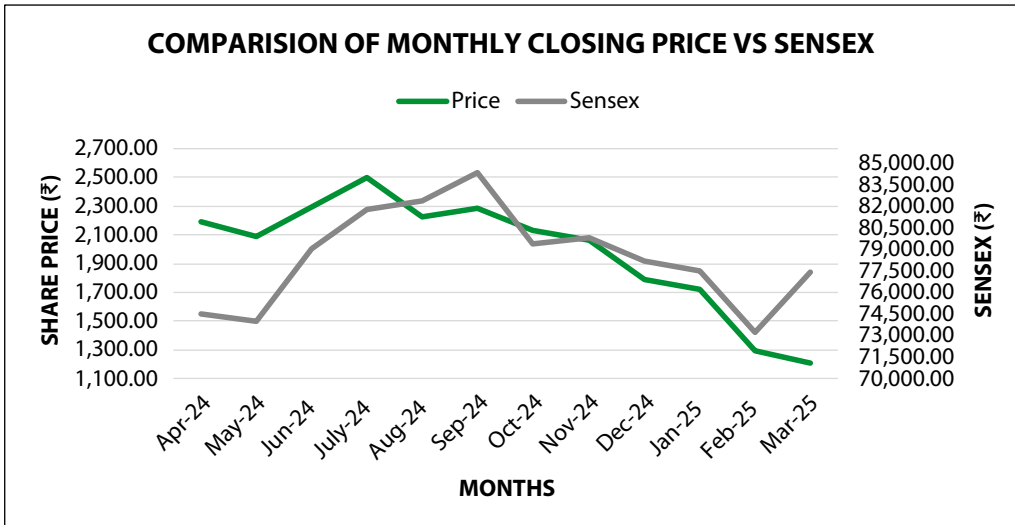
k.	Outstanding GDRs/ ADRs/ Warrants or any Convertible Instruments	As on 31 <sup>st</sup> March, 2025, the Company did not have any outstanding GDRs/ADRs/Warrants or any Convertible Instruments.
l.	List of all credit ratings obtained by the entity along with any revisions thereto during the relevant financial year, for all debt instruments of such entity or any fixed deposit programme or any scheme or proposal of the listed entity involving mobilization of funds, whether in India or abroad	Not applicable  However, we have obtained a credit rating report from ‘India Ratings and Research Private Limited’ to share with Company’s bankers, who have extended the fund based and non-fund based working capital facilities.
m.	Plant Locations	<b>Unit 1 :</b> Tamalwadi Village,Taluka- Tuljapur, Osmanabad District – 413 623, Maharashtra. <b>Unit 2 :</b> Plot No. 4 & 5, Beside Sub - Station 2 IDA Bollaram, Sangareddy District - 502 325, Telangana. <b>Unit 3 :</b> Plot No. E - 7 & 8, Chincholi MIDC, Taluka Mohol, Solapur - 413 255, Maharashtra. <b>Unit 4 :</b> Plot No. F - 104, Chincholi MIDC, Taluka Mohol, Solapur - 413 255, Maharashtra. <b>Unit 5 :</b> Nandi Kandi, Sadasivpet, Sangareddy District -502306., Telangana. <b>Hotel Division:</b> Balaji Sarovar Premiere, Survey No. 9/1A/1, Aasara Chowk, Hotgi Road, Solapur-413 224, Maharashtra.
n.	Address for the correspondence	Mr. Abhijeet Kothadiya, Company Secretary and Compliance Officer, Balaji Amines Limited, Balaji Towers No. 9/1A/1, Hotgi Road, Aasara Chowk, Solapur – 413 224, Maharashtra. Email: cs@balajiamines.com

**o. Month-Wise Market Price data during the year ended 31<sup>st</sup> March, 2025**

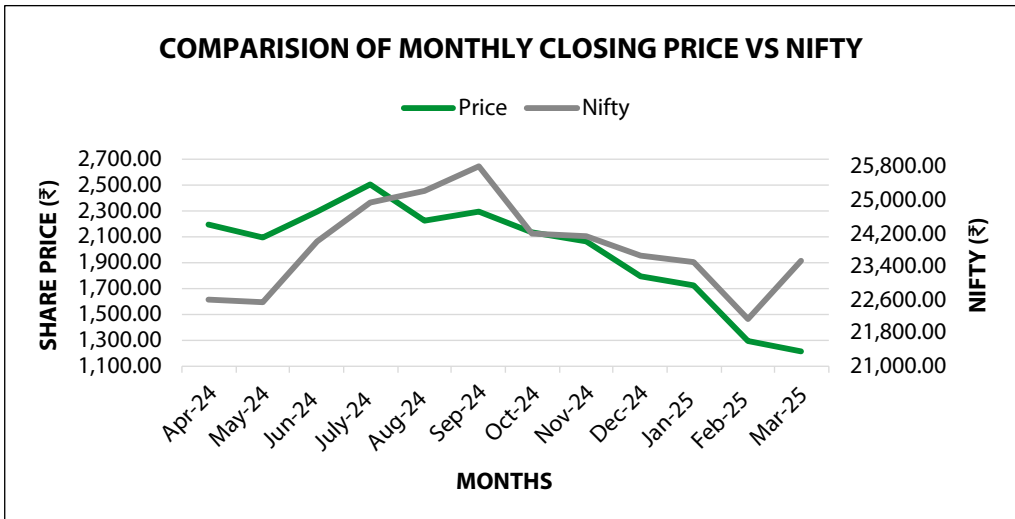
(Amount in ₹)

Months	BSE			NSE		
	High Price	Low Price	Close Price	High Price	Low Price	Close Price
<b>Apr- 24</b>	2,326.00	2044.50	2191.15	2,219.75	2,188.00	2,192.35
<b>May- 24</b>	2,422.45	2,070.05	2,090.90	2,133.90	2,081.30	2,093.25
<b>Jun- 24</b>	2,508.50	1,965.05	2,290.65	2,326.65	2,275.00	2,289.55
<b>July- 24</b>	2,530.00	2,199.95	2,499.60	2,509.95	2,449.05	2,499.75
<b>Aug- 24</b>	2,550.15	2,088.85	2,224.35	2,231.40	2,200.00	2,224.35
<b>Sep- 24</b>	2,431.70	2,145.70	2,283.00	2,311.00	2,270.00	2,287.05
<b>Oct- 24</b>	2,370.00	2,000.00	2,130.65	2,147.95	2,098.25	2,129.30
<b>Nov- 24</b>	2,175.00	1,955.75	2,063.70	2,084.00	2,040.00	2,064.35
<b>Dec- 24</b>	2,118.00	1,712.20	1,788.00	1,809.40	1,711.40	1,786.70
<b>Jan- 25</b>	1,980.00	1,558.85	1,723.00	1,737.55	1,670.05	1,719.70
<b>Feb- 25</b>	1,790.00	1,280.00	1,293.60	1,339.80	1,279.25	1,293.35
<b>Mar- 25</b>	1,395.70	1,170.75	1,207.25	1,270.35	1,204.00	1,207.15

**p. BAL’s share performance versus BSE Sensex**



**q. BAL’s share performance versus Nifty**



**r. Distribution of Shareholding as at 31<sup>st</sup> March, 2025 (on Face Value)**

Nominal Value	Number	% of total	In ₹	% of the total
Upto 5000	1,27,232	99.83	1,17,05,062	18.06
5001 – 10000	90	0.07	13,65,866	2.11
10001-20000	49	0.04	13,33,262	2.06
20001-30000	24	0.02	11,92,696	1.84
30001-40000	4	0.003	2,85,260	0.44
40001-50000	10	0.01	9,49,974	1.47
50001-100000	6	0.005	8,12,278	1.25
100001 and above	32	0.03	4,71,57,602	72.77
<b>Total</b>	<b>1,27,447</b>	<b>100.00</b>	<b>6,48,02,000</b>	<b>100.00</b>



- s. Dematerialization of Shares and Liquidity**

As on 31<sup>st</sup> March, 2025, 3,23,04,490 Equity Shares of 2/- each representing 99.70% of the total number of shares are in dematerialized form. There were no pending transfers as on 31<sup>st</sup> March, 2025.
- t. Commodity Price Risk or Foreign Exchange Risk and Hedging activities**

The Company imports its major raw material and hence there is a commodity price risk and also foreign exchange risk. The company imports in bulk quantities against spot prices or annual contracts with the suppliers where the company gets the price advantage on the bulk / contract purchase. Since the company is also having exports the exchange risk is partly covered by natural hedge (by way of exports earnings). The Company also carries hedging activities based on the market conditions on a case to case basis.
- 9. OTHER DISCLOSURES**

a. The particulars of transactions between the Company and its related parties are set out at Notes to financial statements. However, these transactions are not material and are not likely to have any conflict with the Company's interest.

b. The Whistle Blower (Vigil) mechanism provides a channel to the employees to report to the management concerns about unethical behaviour, actual or suspected fraud or violation of the Codes of Conduct or policy and also provides for adequate safeguards against victimization of employees by giving them direct access to the Chairman of the Audit Committee in exceptional cases. No person has been denied access to the Chairman of the Audit Committee.

The Policy covers malpractices and events which have taken place / suspected to have taken place, issue or abuse of authority, fraud or suspected fraud, violation of Company rules, manipulations, negligence causing danger to public health and safety, misappropriation of monies, and other matters or activity on account of which the interest of the Company is affected and formally reported by whistle blowers concerning its employees. The Whistle Blower Policy of the Company is also posted on the website of the Company at <http://www.balajiamines.com/pdf/1701953176WhistleBlowerPolicy.pdf>

c. The Company has complied with the mandatory requirements of SEBI (Listing Obligations and Disclosure Requirements) Regulations, 2015. The status of compliance with the discretionary requirements under Regulation 27(1) of SEBI Listing Regulations are as under:

- Separate posts of Chairperson and Chief Executive Officer: The office of Chairman and that of Managing Director of the Company are held by different persons.
- d. The Company has formulated a policy pursuant to provisions of Chapter IV of SEBI Listing Regulations to determine material subsidiaries. The policy is posted on the website of the Company and the web link for the same is: <http://www.balajiamines.com/pdf/1700894182PolicyonMaterialSubsidiaries.pdf>

e. The Policy on Related Party Transactions is hosted in the website of the Company at the link: <http://www.balajiamines.com/pdf/1703137523PolicyonRelatedPartyTransactions.pdf>

f. Commodity price risk and Commodity hedging activities

The Company imports its major raw material and hence there is a commodity price risk. The company imports in bulk quantities against spot prices or annual contracts with the suppliers where the company gets the price advantage on the bulk / contract purchase. The Company also carries hedging activities based on the market conditions on a case to case basis.

h. Details of utilization of funds raised through preferential allotment or qualified institutions placement as specified under Regulation 32 (7A): Not Applicable

i. A certificate from a company secretary in practice that none of the directors on the Board of the Company have been debarred or disqualified from being appointed or continuing as directors of companies by the Board/ Ministry of Corporate Affairs or any such statutory authority has been enclosed as separately to this report.

j. Where the board had not accepted any recommendation of any committee of the board which is mandatorily required, in the relevant financial year: There are no such instances during the year and the Board considered and accepted the recommendations of all the Committees.

k. Total fees for all services paid by the listed entity and its subsidiaries, on a consolidated basis, to the statutory auditor and all entities in the network firm/network entity of which the statutory auditor is a part: C 61.90 lakh.

l. Disclosures in relation to the Sexual Harassment of Women at Workplace (Prevention, Prohibition and Redressal) Act, 2013

The Company has adopted a Policy on Prevention, Prohibition and Redressal of Sexual Harassment at workplace as per the provisions of the Sexual Harassment of Women at Workplace (Prevention, Prohibition and

- Redressal) Act, 2013 and the Rules made thereunder. The policy aims to provide protection to Employees at the workplace and prevent and redress complaints of sexual harassment and for matters connected or incidental thereto, with the objective of providing a safe working environment, where Employees feel secure. The Company has formed an internal compliance committee to monitor and address any complaints under these provisions.
- The Company has not received any complaints on sexual harassment during the year.
- m. Disclosure by listed entity and its subsidiaries of 'Loans and advances in the nature of loans to firms/companies in which directors are interested by name and amount': Not Applicable

n. Details of material subsidiaries of the Company including the date and place of incorporation and the name and date of appointment of the statutory auditors of such subsidiaries.
- | Name of Material Subsidiary                           | Balaji Specialty Chemicals Limited   |
|---|--|
| Date and Place of Incorporation                       | 20 <sup>th</sup> August, 2010 and Solapur, Maharashtra                     |
| Name and Date of appointment of the Statutory Auditor | M/s. M. Anandam & Co. Chartered Accountants and 30 <sup>th</sup> May, 2022 |
- 10. There are no instances of non-compliance of any requirement of the Corporate Governance Report of sub-para (2) to (10) of the Part C of Schedule V to the Listing Regulations.**

**11. The extent to which the discretionary requirements as specified in Part E of Schedule II have been adopted:** Nil

**12. The Company has complied with all the requirements specified in Regulation 17 to 27 and clauses (b) to (i) of sub-regulation (2) of regulation 46 of Listing Regulations.**

**13. Code of Conduct for the Board & Senior Management Personnel**

The Company has laid down a Code of Conduct which has been effectively adopted by the Board Members and Senior Management Personnel of the Company.

**14. Compliance Certificate from Auditors**

Certificate from Auditors of the Company M/s. P S Rao & Associates confirming compliance with the conditions of Corporate Governance as stipulated Chapter IV of Securities

- and Exchange Board of India (Listing Obligations and Disclosure Requirements) Regulations, 2015 is annexed herewith.
- 15. Prohibition of Insider Trading**

As required under the SEBI (Prohibition of Insider Trading) Regulations, 2015, your Company has framed Code of Conduct for Prevention of Insider Trading and Code of Corporate Disclosure Practices and Policy for Procedure of Inquiry In Case of Leak of Unpublished Price Sensitive Information ("UPSI"). For details, please refer to the Company's website at <http://www.balajiamines.com/investor-relations.php>.

**16. CEO/CFO Certificate**

Mr. Dundurapu Ram Reddy, Managing Director and Mr. Ande Srinivas Reddy, Whole-time Director & CFO has issued certificate under Regulation 17(8) of SEBI (Listing Obligations and Disclosure Requirements) Regulations, 2015, which is annexed and forms part of this report.

**17. Secretarial Standards**

The Company has complied with Secretarial Standards issued by the Institute of Company Secretaries of India.

**18. Disclosure with respect to demat suspense account / unclaimed suspense account**

In compliance with Para F of Schedule V to the Listing Regulations, there are no outstanding shares credited / lying in the demat suspense account / unclaimed suspense account as on 31<sup>st</sup> March, 2025.

**19. Disclosure of certain types of agreements binding listed entities**

There are no agreements that require disclosure under clause 5A of paragraph A of Part A of Schedule III of the Listing Regulations.

**20. Details of Unpaid / Unclaimed Dividend**

In terms of Section 123, 124 and 125 of the Companies Act, 2013, the unclaimed dividends for the year 2016-17 and shares wherein the dividends were unclaimed for a period of seven consecutive years has been transferred to the Investor Education and Protection Fund (IEPF) account respectively.

The details of shares transferred are available on the website of the Company. Further, as per the provisions of Section 125, the share(s) wherein the dividend is unclaimed for a period of consecutive seven (7) years will be transferred to the as prescribed by the IEPF Rules, therefore the shareholders whose dividends are unclaimed for seven consecutive years are requested to claim their unclaimed dividend at the earliest.

Shareholders are requested to write to the Company or RTA for claiming their unclaimed dividends. (List of the shareholders along with the unclaimed dividend details are available on the website of the Company at <http://www.balajiamines.com/investor-relations.php>). The details of dates on which unpaid / unclaimed dividend and the corresponding eligible shares would become liable to be transferred to the IEPF Authority is given below:

Sr. No.	Particulars of Dividend	Date of Declaration of Dividend	Tentative Due dates of transfer to IEPF
1	Final Dividend (FY 2017-18)	30 <sup>th</sup> August, 2018	6 <sup>th</sup> October, 2025
2	Final Dividend (FY 2018-19)	26 <sup>th</sup> July, 2019	1 <sup>st</sup> September, 2026
3	Interim Dividend (FY 2019-20)	9 <sup>th</sup> March, 2020	15 <sup>th</sup> April, 2027
4	Final Dividend (FY 2019-20)	8 <sup>th</sup> August, 2020	14 <sup>th</sup> September, 2027
5	Final Dividend (FY 2020-21)	9 <sup>th</sup> August, 2021	15 <sup>th</sup> September, 2028
6	Final Dividend (FY 2021-22)	29 <sup>th</sup> June, 2022	5 <sup>th</sup> August, 2029
7	Final Dividend (FY 2022-23)	10 <sup>th</sup> July, 2023	16 <sup>th</sup> August, 2030
8	Final Dividend (FY 2023-24)	11 <sup>th</sup> July, 2024	17 <sup>th</sup> August, 2031

**For and on Behalf of the Board of Directors**

Sd/-

**Ande Prathap Reddy**

**Executive Chairman**

**DIN: 00003967**

**Date:** 28<sup>th</sup> May, 2025

**Place:** Hyderabad

**ANNEXURES TO REPORT ON CORPORATE GOVERNANCE  
CERTIFICATE OF NON-DISQUALIFICATION OF DIRECTORS**

**(pursuant to Regulation 34(3) and Schedule V Para C clause (10)(i) of the SEBI  
(Listing Obligations and Disclosure Requirements) Regulations, 2015)**

To

The Members of

**Balaji Amines Limited**

Solapur

We have examined the relevant registers, records, forms, returns and disclosures received from the Directors of BALAJI AMINES LIMITED having CIN: L7499L24132MH1988PLC049387 and having registered office at BALAJI TOWERS', No. 9/1A/1, Hotgi Road, Aasara Chowk, Solapur, Maharashtra 413224 (hereinafter referred to as 'the Company'), produced before us by the Company for the purpose of issuing this Certificate, in accordance with Regulation 34(3) read with Schedule V Para-C Sub clause 10(i) of the Securities Exchange Board of India (Listing Obligations and Disclosure Requirements) Regulations, 2015.

In our opinion and to the best of our information and according to the verifications (including Directors Identification Number (DIN) status at the portal [www.mca.gov.in](http://www.mca.gov.in)) as considered necessary and explanations furnished to us by the Company & its officers, We hereby certify that as on March 31, 2025, none of the following Directors on the Board of the Company have been debarred or disqualified from being appointed or continuing as Directors of companies by the Securities and Exchange Board of India or Ministry of Corporate Affairs or any other Statutory Authority

Sr. No.	Name of Director	DIN	Date of appointment in Company
1	ANDE PRATAP REDDY	00003967	01.04.2013
2	ANDE SRINIVAS REDDY	03169721	30.09.2013
3	RAJESHWAR REDDY NOMULA	00003854	16.11.1988
4	RAM REDDY DUNDURAPU	00003864	15.01.1989
5	SUHASINI YATIN SHAH	02168705	20.05.2023
6	UMA RAJIV PRADHAN	10096017	20.05.2023
7	MOHAN KUMAR RAMAKRISHNA	10168247	20.05.2023
8	ADABALA SESHAGIRI RAO	09608973	20.05.2023

Ensuring the eligibility of for the appointment / continuity of every Director on the Board is the responsibility of the management of the Company. Our responsibility is to express an opinion on these based on our verification. This certificate is neither an assurance as to the future viability of the Company nor of the efficiency or effectiveness with which the management has conducted the affairs of the Company.

**For P.S. Rao & Associates**

**Company Secretaries**

**Mohit Gurjar**

**Partner**

**M. No. A20557**

**C P No: 18644**

**UDIN: A020557G000473174**

**Place:** Hyderabad

**Date:** 28.05.2025



ANNEXURE II: SECRETARIAL COMPLIANCE REPORT

To  
The Board of Directors  
**Balaji Amines Limited**  
Balaji Tower,  
No. 9/1A/1, Hotgi Road,  
Asara Chowk, Solapur,  
Maharashtra, INDIA.

We P S. Rao & Associates Company Secretaries have examined:

- (a) all the documents and records made available to us and explanation provided by M/s Balaji Amines Limited, having its registered office at Balaji Tower, No. 9/1A/1, Hotgi Road, Asara Chowk, Solapur, Maharashtra, INDIA, hereinafter referred to as **“the listed entity”**
- (b) the filings/ submissions made by the listed entity to the stock exchanges,
- (c) website of the listed entity,
- (d) any other document/ filing, as may be relevant, which has been relied upon to make this certification, for the financial year ended 31.03.2025 (“01.04.2024 to 31.03.2025”) in respect of compliance with the provisions of:
- (a) the Securities and Exchange Board of India Act, 1992 (“SEBI Act”) and the Regulations, circulars, guidelines issued thereunder; and
- (b) the Securities Contracts (Regulation) Act, 1956 (“SCRA”), rules made thereunder and the Regulations, circulars, guidelines issued thereunder by the Securities and Exchange Board of India (“SEBI”);

The specific Regulations, whose provisions and the circulars/ guidelines issued thereunder, have been examined, include: -

- (a) Securities and Exchange Board of India (Listing Obligations and Disclosure Requirements) Regulations, 2015;
- (b) Securities and Exchange Board of India (Issue of Capital and Disclosure Requirements) Regulations, 2018; - **Not Applicable during the reporting period**
- (c) Securities and Exchange Board of India (Substantial Acquisition of Shares and Takeovers) Regulations, 2011;
- (d) Securities and Exchange Board of India (Buyback of Securities) Regulations, 2018; - **Not Applicable during the reporting period**
- (e) The Securities and Exchange Board of India (Share Based Employee Benefits and Sweat Equity) Regulations, 2021;
- (f) The Securities and Exchange Board of India (Issue and Listing of Non-Convertible Securities) Regulations, 2021;- Not Applicable during the reporting period
- (g) Securities and Exchange Board of India (Prohibition of Insider Trading) Regulations, 2015;
- (h) The Depositories Act, 1996
- (i) The Securities and Exchange Board of India (Depositories and Participants) Regulations, 2018
- (j) The Securities and Exchange Board of India (Registrars to an Issue and Share Transfer Agents) Regulations, 1993 regarding the Companies Act and dealing with client and circulars/ guidelines issued thereunder.

and based on the above examination, we hereby report that, during the Review Period

a) The listed entity has complied with the provisions of the above Regulations and circulars/ guidelines issued except in respect of matters specified below:

Compliance Requirement S. No. (Regulations/circulars/ guidelines including specific clauses)	Regulation/ Circular No.	Deviations	Action Taken by	Type of Action	Details of Deviation	Fine Amount (₹)	Observations/ Remarks of the Practicing Company Secretary	Management Response	Remarks
1	The listed entity is required to submit disclosure under Regulation 30 of SEBI (Listing Obligations and Disclosure Requirements), 2015 within 24 Hrs of the receipt of the order.	Delay in Disclosure of receipt of order from Office of Joint Director General of Foreign Trade, Pune	No Action taken by Exchanges	NA	submission of the disclosure with a delay of 19 days	NA	The Company was supposed to submit disclosure within 24 Hrs of the receipt of the order from Office of Joint Director General of Foreign Trade, Pune	The Company was of the view that the Director General of Foreign Trade is not Regulatory body and did not disclose the same. Further after obtaining experts view that DGFT is a Regulatory body have made the necessary disclosure	

The listed entity has taken the following actions to comply with the observations made in previous reports

S. No.	Observations/ Remarks of the Practicing Company Secretary (PCS) in the previous reports	Observations made in the Secretarial Compliance report for the year ended	Compliance Requirement	Details of violation / Deviations and actions taken /penalty imposed, if any, on the listed entity	Remedial actions, if any, taken by the listed entity	Comments of the PCS on the actions taken by the listed entity
1	Company has made delayed submission of Results for the quarter ended 30 <sup>th</sup> June, 2023	2023-24	The listed entity is required to submit unaudited financial results for the quarter ended 30 <sup>th</sup> June, 2023 within 45 days from the closure of the quarter.	Delayed submission of Results for the quarter ended 30 <sup>th</sup> June, 2023. Both the stock exchanges BSE and NSE have levied a fine of ₹94,400/- on 14 <sup>th</sup> September, 2023 for the said violation.	The Company has paid the fine to the Stock Exchanges on 16 <sup>th</sup> September, 2023.	Company has paid the fine amount to the Stock Exchanges

I/we hereby report that, during the review period the compliance status of the listed entity with the following requirements:

Sr. No	Particulars	Compliance status (YES/NO/NA)	Observations / Remarks by PCS*
1	<b>Secretarial Standard:</b> The compliances of the Company are in accordance with the applicable Secretarial Standards (SS) issued by the Institute of Company Secretaries India (ICSI).	Yes	NA
2	<b>Adoption and timely updation of the Policies:</b> <ul style="list-style-type: none"><li>All applicable policies under SEBI Regulations are adopted with the approval of board of directors of the Company</li><li>All the policies are in conformity with SEBI Regulations and has been reviewed &amp; updated on time as per the regulations/circulars/ guidelines issued by SEBI</li></ul>	Yes	NA



Sr. No	Particulars	Compliance status (YES/NO/NA)	Observations / Remarks by PCS*
3	<b>Maintenance and disclosures on Website:</b> <ul style="list-style-type: none"><li>The Listed entity is maintaining a functional website</li><li>Timely dissemination of the documents/ information under a separate section on the website</li><li>Web-links provided in annual corporate governance reports under Regulation 27(2) are accurate and specific which re- directs to the relevant document(s)/ section of the website</li></ul>	Yes	NA
4	<b>Disqualification of Director(s):</b> <p>None of the Director(s) of the Company are disqualified under Section 164 of Companies Act, 2013 as confirmed by the listed entity</p>	Yes	NA
5	<b>To examine details related to Subsidiaries of listed entities:</b> <ul style="list-style-type: none"><li>Identification of material subsidiary companies</li><li>Disclosure Requirement of material as well as other subsidiaries</li></ul>	Yes	NA
6	<b>Preservation of Documents:</b> <p>The listed entity is preserving and maintaining records as prescribed under SEBI Regulations and disposal of records as per Policy of Preservation of Documents and Archival policy prescribed under SEBI LODR Regulations, 2015</p>	Yes	NA
7	<b>Performance Evaluation:</b> <p>The Company has conducted performance evaluation of the Board, Independent Directors and the Committees at the start of every financial year/during the financial year as prescribed in SEBI Regulations</p>	Yes	NA
8	<b>Related Party Transactions:</b> <ul style="list-style-type: none"><li>The Company has obtained prior approval of Audit Committee for all Related party Transactions</li><li>In case no prior approval obtained, the listed entity shall provide detailed reasons along with confirmation whether the transactions were subsequently approved/ratified/rejected by the Audit committee</li></ul>	Yes	NA
9	<b>Disclosure of events or information:</b> <p>The Company has provided all the required disclosure(s) under Regulation 30 along with Schedule III of SEBI LODR Regulations, 2015 within the time limits prescribed thereunder.</p>	Yes	NA
10	<b>Prohibition of Insider Trading:</b> <p>The Company is in compliance with Regulation 3(5) &amp; 3(6) SEBI (Prohibition of Insider Trading) Regulations, 2015</p>	Yes	NA
11	<b>Actions taken by SEBI or Stock Exchange(s), if any:</b> <p>No Action(s) has been taken against the Company/ its promoters/ directors/ subsidiaries either by SEBI or by Stock Exchanges (including under the Standard Operating Procedures issued by SEBI through various circulars) under SEBI Regulations and circulars/ guidelines issued thereunder except as mentioned in paragraph (a) and (b) below</p>	Yes	NA
12	<b>Resignation of statutory auditors from the listed entity or its material subsidiaries:</b> <p>In case of resignation of statutory auditor from the listed entity or any of its material subsidiaries during the financial year, the listed entity and / or its material subsidiary(ies) has / have complied with paragraph 6.1 and 6.2 of section V-D of chapter V of the Master Circular on compliance with the provisions of the LODR Regulations by listed entities</p>	NA	NA
13	<b>Additional non-compliances, if any:</b> <p>No additional non-compliance observed for all SEBI regulation/circular/guidance note etc.</p>	Yes	NA

We further report that the listed entity is in compliance with the disclosure requirements of Employee Benefit Scheme Documents in terms of regulation 46(2) (za) of the LODR Regulations. Yes

Assumptions & limitation of scope and review:

- Compliance of the applicable laws and ensuring the authenticity of documents and information furnished, are the responsibilities of the management of the listed entity.
- Our responsibility is to report based upon our examination of relevant documents and information. This is neither an audit nor an expression of opinion.
- We have not verified the correctness and appropriateness of financial records and books of account of the listed entity.
- This report is solely for the intended purpose of compliance in terms of Regulation 24A (2) of the SEBI (LODR) Regulations, 2015 and is neither an assurance as to the future viability of the listed entity nor of the efficacy or effectiveness with which the management has conducted the affairs of the listed entity

Place: Hyderabad

Date: 28.05.2025

UDIN: F010322G000472047

For P.S. Rao & Associates  
Company Secretaries

P S Rao

Sr. Partner

M. No. F10322

C P No: 3829

PR: 6678/2025

ANNEXURE III: SECRETARIAL AUDIT REPORT OF SUBSIDIARY COMPANY  
Form No.MR-3

SECRETARIAL AUDIT REPORT

for the Financial Year ended March 31, 2025

[Pursuant to Section 204(1) of the Companies Act, 2013 and rule No.9 of the Companies  
(Appointment and Remuneration Personnel) Rules, 2014] & 24A of Securities and Exchange  
Board of India (Listing Obligations and Disclosure Requirements) Regulations, 2015

To,  
The Members,  
**Balaji Speciality Chemicals Limited**  
Solapur

We have conducted the secretarial audit of the compliance of applicable statutory provisions and the adherence to good corporate practices by M/s. Balaji Speciality Chemicals Limited, (hereinafter called the Company). Secretarial Audit was conducted in a manner that provided us a reasonable basis for evaluating the corporate conducts/statutory compliances and expressing our opinion thereon.

Based on our verification of the Company’s books, papers, minute books, forms and returns filed and other records maintained by the company and also the information provided by the Company, its officers, agents and authorized representatives during the conduct of secretarial audit, We hereby report that in our opinion, the company has, during the audit period covering the financial year ended on 31<sup>st</sup> March, 2025 has complied with the statutory provisions listed hereunder and also that the Company has proper Board-processes and compliance-mechanism in place to the extent, in the manner and subject to the reporting made hereinafter:

- 1 We have examined the books, papers, minute books, forms and returns filed and other records maintained by the company for the financial year ended on 31<sup>st</sup> March, 2025 according to the provisions of:
- (i) The Companies Act, 2013 (the Act) and the rules made thereunder;

(ii) The Securities Contracts (Regulation) Act, 1956 (‘SCRA’) and the rules made thereunder-  
(Not applicable to the Company);

(iii) The Depositories Act, 1996 and the Regulations and Bye-laws framed thereunder

(iv) Foreign Exchange Management Act, 1999 and the rules and regulations made thereunder to the extent of Foreign Direct Investment;

(v) The following Regulations and Guidelines prescribed under the Securities and Exchange Board of India Act, 1992 (‘SEBI Act’):-

(a) The Securities and Exchange Board of India (Substantial Acquisition of Shares and Takeovers) Regulations, 2011 **(Not applicable to the Company);**

(b) The Securities and Exchange Board of India (Prohibition of Insider Trading) Regulations, 2015 **(Not applicable to the Company);**

(c) The Securities and Exchange Board of India (Issue of Capital and Disclosure Requirements) Regulations, 2018 **(Not applicable to the Company);**

(d) The Securities and Exchange Board of India (Share Based Employee Benefits and Sweat Equity) Regulations, 2021 **(Not applicable to the Company);**

(e) The Securities and Exchange Board of India (Issue and Listing of Non-Convertible Securities) Regulations, 2021 **(Not applicable to the Company);**

(f) The Securities and Exchange Board of India (Registrars to an Issue and Share Transfer Agents) Regulations, 1993 regarding the Companies Act and dealing with client **(Not applicable to the Company);**

(g) The Securities and Exchange Board of India (Delisting of Equity Shares) Regulations, 2021 **(Not applicable to the Company);** and

(h) The Securities and Exchange Board of India (Buyback of Securities) Regulations, 2018 **(Not applicable to the Company);**

(i) Securities and Exchange Board of India (Listing Obligations and Disclosure Requirements) Regulations, 2015;
- (vi) The industry specific major laws applicable to the company are:

(a) Hazardous and Other Wastes (Management and Transboundary Movement) Rules, 2016 under the Environment (Protection) Act, 1986

(b) Petroleum Act 1934

(c) Poisons Act 1919

(d) The Indian Boilers Act, 1923

(e) The Explosives Act 1983

(f) Manufacture Storage and Import of Hazardous Chemical Rules, 1989

(g) Public Liability Insurance Act, 1991
- We have also examined compliance with the applicable clauses of Secretarial Standards issued by the Institute of Company Secretaries of India.
- During the period under review the Company has complied with the provisions of the Act, Rules, Regulations, Guidelines, Standards, etc. mentioned above.
- We further report that:
- The Board of Directors of the Company is duly constituted with proper balance of Executive Directors, Non-Executive Directors and Independent Directors. The changes in the composition of the Board of Directors that took place during the period under review were carried out in compliance with the provisions of the Act.
- Adequate notice is given to all directors to schedule the Board Meetings, agenda and detailed notes on agenda were sent at least seven days in advance, and a system exists for seeking and obtaining further information and clarifications on the agenda items before the meeting and for meaningful participation at the meeting.
- Majority decision is carried through while the dissenting members’ views are captured and recorded as part of the minutes.
- We further report that there are adequate systems and processes in the company commensurate with the size and operations of the company to monitor and ensure compliance with applicable laws, rules, regulations and guidelines.
- Place: Hyderabad  
Date: 17.05.2025  
UDIN: F010322G000366095
- For P.S. Rao & Associates  
Company Secretaries  
P S Rao  
Sr. Partner  
M. No. F10322  
C P No: 3829  
PR: 6678/2025
- Note: This report is to be read with our letter of even date which is annexed as ‘Annexure-A’ and forms an integral part of this report.
- 144
- Annual Report 2024-25
- 145

Annexure A’

To  
The Members  
**Balaji Speciality Chemicals Limited**  
Solapur

Our report of even date is to be read along with this letter.

1. Maintenance of secretarial and other statutory records is the responsibility of the management of the company. Our responsibility is to express an opinion on these records based on our audit.
2. We have followed the audit practices and processes as were appropriate to obtain reasonable assurance about the correctness of the contents of the Secretarial records. The verification was done on a test basis to ensure that correct facts are reflected in secretarial records. We believe that the processes and practices we followed provide a reasonable basis for our opinion.
3. We have not verified the correctness and appropriateness of financial records and Books of Accounts of the company.
4. Wherever required, we have obtained the Management representation about the compliance of laws, rules and regulations and happening of events etc.
5. The compliance of the provisions of Corporate and other applicable laws, rules, regulations, standards is the responsibility of management. Our examination was limited to the verification of procedures on a test basis.
6. The Secretarial Audit report is neither an assurance as to the future viability of the company nor of the efficacy or effectiveness with which the management has conducted the affairs of the company.

**For P.S. Rao & Associates**  
**Company Secretaries**  
**P S Rao**  
**Sr. Partner**  
**M. No. F10322**  
**C P No: 3829**  
**PR: 6678/2025**

**Place:** Hyderabad  
**Date:** 17.05.2025  
**UDIN:** F010322G000366095

ANNEXURE IV: CEO /CFO CERTIFICATION TO THE BOARD

[Pursuant to Regulation 17 (8) under Chapter IV of Securities Exchange board of India  
(Listing Obligations and Disclosure Requirements) Regulations, 2015]

We, Dundurapu Ram Reddy, Managing Director and Ande Srinivas Reddy, Whole-time Director and Chief Financial Officer of the Company responsible for the finance function hereby certify that:

- a) We have reviewed the financial statements and the cash flow statement for the year 2024-25 and that to the best of our knowledge and belief:
  - (i) These statements do not contain any materially untrue statement or omit any material fact or contain statements that might be misleading;
  - (ii) These statements together present a true and fair view of the company's affairs and are in compliance with existing accounting standards, applicable laws and regulation.
- b) There are, to the best of our knowledge and belief, no transactions entered into by the company during the year 2024-25, which are fraudulent, illegal or violative of the company's code of conduct.
- c) We accept responsibility for establishing and maintaining internal controls for financial reporting and that we have evaluated the effectiveness of internal control systems of the company pertaining to financial reporting and have disclosed to the auditors and the Audit Committee, deficiencies in the design or operation of such internal controls, if any, of which we are aware and the steps we have taken or propose to take to rectify these deficiencies.
- d) We have indicated to the auditors and the Audit committee :
  - (i) significant changes in internal control over financial reporting during the year 2024-25;
  - (ii) significant changes in accounting policies during the year 2024-25 and that the same have been disclosed in the notes to the financial statements;
  - (iii) There were no instances of significant fraud of which we have become aware and the involvement therein, if any, of the management or an employee having a significant role in the company's internal control system over financial reporting.

Sd./-  
**Dundurapu Ram Reddy**  
**Managing Director**  
**DIN:** 00003864  
**Date:** 28<sup>th</sup> May, 2025  
**Place:** Solapur

Sd./-  
**Ande Srinivas Reddy**  
**Whole-time Director & CFO**  
**DIN:** 03169721  
**Date:** 28<sup>th</sup> May, 2025  
**Place:** Hyderabad

ANNEXURE V: DECLARATION ON CODE OF CONDUCT

This is to confirm that the Board has laid down a Code of Conduct for all Board Members and Senior Management Personnel of the Company. The Code of Conduct has also been posted on the website of the company. It is further confirmed that all directors and senior management personnel of the company have affirmed compliance with the code of conduct of the company for the financial year ended on 31<sup>st</sup> March, 2025 as envisaged in the Chapter IV of the Securities Exchange board of India (Listing Obligations and Disclosure Requirements) Regulations, 2015.

Sd./-  
**Dundurapu Ram Reddy**  
**Managing Director**  
**DIN:** 00003864

**Date:** 28<sup>th</sup> May, 2025  
**Place:** Solapur



ANNEXURE VI: CERTIFICATE ON CORPORATE GOVERNANCE ISSUED BY PRACTICING  
COMPANY SECRETARIES

To  
The Members of  
**Balaji Amines Limited,**

We have examined the compliance of conditions of Corporate Governance by Balaji Amines Limited ('the Company') for the year ended 31<sup>st</sup> March, 2025 as per the relevant provisions of Securities and Exchange Board of India (Listing Obligations and Disclosure Requirements) Regulations, 2015 ('Listing Regulations') as referred to in Regulation 15 (2) of the Listing Regulations

The compliance of conditions of Corporate Governance as stipulated under the listing regulations is the responsibility of the Company's Management including the preparation and maintenance of all the relevant records and documents. This responsibility includes the design, implementation and maintenance of internal control and procedures to ensure the compliance with the conditions of Corporate Governance stipulated in the Listing Regulations

In our opinion and to the best of our information and according to the explanations given to us, we certify that the Company has complied with the conditions of Corporate Governance as stipulated in the abovementioned Listing Regulations.

We further state that such compliance is neither an assurance as to the future viability of the Company nor the efficiency or effectiveness with which the management has conducted the affairs of the Company.

**For P.S. Rao & Associates**  
**Company Secretaries**  
**P S Rao**  
**Sr. Partner**  
**M. No. F10322**  
**C P No: 3829**  
**PR: 6678/2025**

**Place:** Hyderabad  
**Date:** 28.05.2025  
**UDIN:** F010322G000472465



FINANCIAL  
**STATEMENTS**

# INDEPENDENT AUDITOR’S REPORT

To the Members of Balaji Amines Limited  
Report on the Audit of the Standalone Financial Statements

Opinion

We have audited the standalone financial statements of Balaji Amines Limited (“the Company”), which comprise the Standalone Balance sheet as at March 31, 2025, and the Standalone Statement of Profit and Loss (including Other Comprehensive Income), the Standalone Statement of Changes in Equity and Standalone Statement of Cash Flows for the year then ended, and notes to the standalone financial statements including a summary of material accounting policies and other explanatory information (hereinafter referred to as “the standalone financial statements”).

In our opinion and to the best of our information and according to the explanations given to us, the aforesaid standalone financial statements give the information required by the Companies Act, 2013 (“the Act”) in the manner so required and give a true and fair view in conformity with Indian Accounting Standards prescribed under section 133 of the Act read with the Companies (Indian Accounting Standards) Rules, 2015, as amended, (“Ind AS”) and other accounting principles generally accepted in India, of the state of affairs of the Company as at March 31, 2025, and its profit (including other comprehensive income), changes in equity and its cash flows for the year ended on that date.

Basis for Opinion

We conducted our audit in accordance with the Standards on Auditing (SAs) specified under section 143(10) of the Act. Our responsibilities under those Standards are further described in the Auditor’s Responsibilities for the Audit of the Standalone Financial Statements section of our report. We are independent of the Company in accordance with the Code of Ethics issued by the Institute of Chartered Accountants of India together with the ethical requirements that are relevant to our audit of the standalone financial statements under the provisions of the Act and the Rules thereunder, and we have fulfilled our other ethical responsibilities in accordance with these requirements and the Code of Ethics issued by the Institute of Chartered Accountants of India. We believe that the audit evidence we have obtained is sufficient and appropriate to provide a basis for our opinion.

Key Audit Matters

Key audit matters are those matters that, in our professional judgement, were of most significance in our audit of the standalone financial statements of the current period. These matters were addressed in the context of our audit of the standalone financial statements as a whole, and in forming our opinion thereon, and we do not provide a separate opinion on these matters. We have determined the matters described below to be the key audit matters to be communicated in our report.

Sr. No.	Key Audit Matter	Auditor’s Response
1.	<b>Revenue Recognition</b> Revenue from the sale of goods (hereinafter referred to as “Revenue”) is recognised when the Company performs its obligation to its customers and the amount of revenue can be measured reliably and recovery of the consideration is probable. The timing of such recognition is when the control over goods is transferred to the customers, which is mainly upon delivery.  The timing of revenue recognition is relevant to the reported performance of the Company. The management considers revenue as a key measure for evaluation of performance. There is a risk of revenue being recorded before the control over goods is transferred.  Refer Note 1.3A of the standalone financial statements – Material Accounting Policies.	<b>Principal Audit Procedures</b> Our audit approach was a combination of tests of internal controls and substantive procedures including: <ul style="list-style-type: none"><li>Assessing the appropriateness of Company’s revenue recognition in line with Ind AS 115 – Revenue from Contracts with Customers.</li><li>Evaluating the design and implementation of Company’s controls in respect of revenue recognition.</li><li>Testing the effectiveness of such controls over revenue cut off at the year end.</li><li>Testing the supporting documentation for sales transactions recorded during the period closer to the year-end and subsequent to the year-end, including examination of credit notes issued after the year end to determine whether revenue was recognised in the correct period.</li></ul>

Sr. No.	Key Audit Matter	Auditor’s Response
2.	<b>Appropriateness of capitalisation of costs as per Ind AS 16 Property, Plant and Equipment</b>  During the year, the Company capitalised ₹147.72 crore as Property, plant and equipment.  Given the significance of the capital expenditure, there is a risk that elements of costs that are ineligible for capitalization in accordance with the recognition criteria provided in Ind AS 16 - Property, Plant and Equipment are capitalized.  Refer Note 1.3B of the standalone financial statements – Material Accounting Policies.	<b>Principal Audit Procedures</b>  We have performed the following procedures in relation to testing of capitalization of costs: <ul style="list-style-type: none"><li>Understood, evaluated and tested the design and operating effectiveness of key controls relating to capitalization of various costs incurred in relation to Property, Plant and Equipment.</li><li>Performed test of details with focus on those items that we considered significant due to their amount or nature and tested a number of items capitalized during the year against underlying supporting documents to ascertain nature of costs and whether they meet the recognition criteria provided in Ind AS 16 in this regard.</li><li>Reviewed the other costs which are debited to Statement of Profit and Loss, to ascertain whether these meet the criteria for capitalization.</li></ul>

Information Other than Financial Statements (Other Information)

The Company’s Board of Directors is responsible for the other information. The other information comprises the information included in the Directors Report but does not include the standalone financial statements and our auditor’s report thereon.

Our opinion on the standalone financial statements does not cover the other information and we do not express any form of assurance conclusion thereon.

In connection with our audit of the standalone financial statements, our responsibility is to read the other information and, in doing so, consider whether the other information is materially inconsistent with the standalone financial statements or our knowledge obtained in the audit or otherwise appears to be materially misstated.

If, based on the work we have performed, we conclude that there is a material misstatement of this other information, we are required to report that fact. We have nothing to report in this regard.

Responsibilities of Management and Those Charged with Governance for the Standalone Financial Statements

The Company’s Board of Directors is responsible for the matters stated in section 134(5) of the Act with respect to the preparation of the standalone financial statements that give a true and fair view of the financial position, financial performance, changes in equity and cash flows of the Company in accordance with the accounting principles generally accepted in India, including the accounting standards specified under section 133 of the Act. This responsibility also includes maintenance of adequate accounting records in accordance with the provisions of the Act for safeguarding of the assets of the Company and for preventing and detecting frauds and other irregularities; selection and application of appropriate accounting policies; making judgments and estimates that are reasonable and prudent; and design, implementation and maintenance of adequate internal financial controls, that were

operating effectively for ensuring the accuracy and completeness of the accounting records, relevant to the preparation and presentation of the standalone financial statements that give a true and fair view and are free from material misstatement, whether due to fraud or error.

In preparing the standalone financial statements, the Board of Directors is responsible for assessing the Company’s ability to continue as a going concern, disclosing, as applicable, matters related to going concern and using the going concern basis of accounting unless the Board of Directors either intends to liquidate the Company or to cease operations, or has no realistic alternative but to do so.

Those Board of Directors are also responsible for overseeing the Company’s financial reporting process.

Auditor’s Responsibilities for the Audit of the Standalone Financial Statements

Our objectives are to obtain reasonable assurance about whether the standalone financial statements as a whole are free from material misstatement, whether due to fraud or error, and to issue an auditor’s report that includes our opinion. Reasonable assurance is a high level of assurance, but is not a guarantee that an audit conducted in accordance with SAs will always detect a material misstatement when it exists. Misstatements can arise from fraud or error and are considered material if, individually or in the aggregate, they could reasonably be expected to influence the economic decisions of users taken on the basis of the standalone financial statements.

As part of an audit in accordance with SAs, we exercise professional judgement and maintain professional skepticism throughout the audit. We also:

- Identify and assess the risks of material misstatement of the standalone financial statements, whether due to fraud or error, design and perform audit procedures responsive to those risks, and obtain audit evidence that is sufficient and appropriate to provide a basis for our opinion. The risk of not detecting a

- material misstatement resulting from fraud is higher than for one resulting from error, as fraud may involve collusion, forgery, intentional omissions, misrepresentations, or the override of internal control.
- Obtain an understanding of internal control relevant to the audit in order to design audit procedures that are appropriate in the circumstances. Under section 143(3)(i) of the Act, we are also responsible for expressing our opinion on whether the Company has adequate internal financial controls with reference to standalone financial statements in place and the operating effectiveness of such controls.
  - Evaluate the appropriateness of accounting policies used and the reasonableness of accounting estimates and related disclosures made by management.
  - Conclude on the appropriateness of management’s use of the going concern basis of accounting and, based on the audit evidence obtained, whether a material uncertainty exists related to events or conditions that may cast significant doubt on the Company’s ability to continue as a going concern. If we conclude that a material uncertainty exists, we are required to draw attention in our auditor’s report to the related disclosures in the standalone financial statements or, if such disclosures are inadequate, to modify our opinion. Our conclusions are based on the audit evidence obtained up to the date of our auditor’s report. However, future events or conditions may cause the Company to cease to continue as a going concern.
  - Evaluate the overall presentation, structure and content of the standalone financial statements, including the disclosures, and whether the standalone financial statements represent the underlying transactions and events in a manner that achieves fair presentation.

Materiality is the magnitude of misstatements in the standalone financial statements that, individually or in aggregate, makes it probable that the economic decisions of a reasonably knowledgeable user of the standalone financial statements may be influenced. We consider quantitative materiality and qualitative factors in (i) planning the scope of our audit work and in evaluating the results of our work; and (ii) to evaluate the effect of any identified misstatements in the standalone financial statements.

We communicate with those charged with governance regarding, among other matters, the planned scope and timing of the audit and significant audit findings, including any significant deficiencies in internal control that we identify during our audit.

We also provide those charged with governance with a statement that we have complied with relevant ethical requirements regarding independence, and to communicate with them all relationships and other matters that may reasonably be thought to bear on our independence, and where applicable, related safeguards.

From the matters communicated with those charged with governance, we determine those matters that were of most significance in the audit of the standalone financial statements

of the current period and are therefore the key audit matters. We describe these matters in our auditor’s report unless law or regulation precludes public disclosure about the matter or when, in extremely rare circumstances, we determine that a matter should not be communicated in our report because the adverse consequences of doing so would reasonably be expected to outweigh the public interest benefits of such communication.

**Report on Other Legal and Regulatory Requirements**

- As required by Section 143(3) of the Act, we report that:
  - We have sought and obtained all the information and explanations which to the best of our knowledge and belief were necessary for the purposes of our audit.
  - In our opinion, proper books of account as required by law have been kept by the Company so far as it appears from our examination of those books except for the matter stated in paragraph (i)(vi) below on reporting under Rule 11(g) of the Companies (Audit and Auditors) Rules, 2014.
  - The Balance Sheet, the Statement of Profit and Loss (including Other Comprehensive Income), Statement of Changes in Equity and the Statement of Cash Flows dealt with by this report are in agreement with the books of account.
  - In our opinion, the aforesaid standalone financial statements comply with the Indian Accounting Standards prescribed under Section 133 of the Act.
  - On the basis of the written representations received from the directors as on March 31, 2025 taken on record by the Board of Directors, none of the directors is disqualified as on March 31, 2025 from being appointed as a director in terms of Section 164 (2) of the Act.
  - The modification relating to the maintenance of accounts and other matters connected therewith are as stated in paragraph 1(b) above and paragraph (i)(vi) below on reporting under Rule 11(g) of the Companies (Audit and Auditors) Rules, 2014.
  - With respect to the adequacy of the internal financial controls with reference to standalone financial statements of the Company and the operating effectiveness of such controls, refer to our separate Report in **“Annexure A”**.
  - In our opinion and to the best of our information and according to the explanations given to us, the remuneration paid by the Company to its directors during the year is in accordance with the provisions of section 197 of the Act.
  - With respect to the other matters to be included in the Auditor’s Report in accordance with Rule 11 of the Companies (Audit and Auditors) Rules, 2014, in our opinion and to the best of our information and according to the explanations given to us:

- The Company has disclosed the impact of pending litigations on its financial position in its standalone financial statements (Refer Note 37 of the standalone financial statements);
- The Company did not have any long-term contracts including derivative contracts for which there were any material foreseeable losses;
- There has been no delay in transferring amounts, required to be transferred, to the Investor Education and Protection Fund by the Company.
- The Management has represented that (Refer note 47 of the standalone financial statements), to the best of its knowledge and belief, no funds (which are material either individually or in the aggregate) have been advanced or loaned or invested (either from borrowed funds or share premium or any other sources or kind of funds) by the Company to or in any other person or entity, including foreign entity (“Intermediaries”), with the understanding, whether recorded in writing or otherwise, that the Intermediary shall, whether, directly or indirectly lend or invest in other persons or entities identified in any manner whatsoever by or on behalf of the Company (“Ultimate Beneficiaries”) or provide any guarantee, security or the like on behalf of the Ultimate Beneficiaries;
  - The Management has represented that (Refer Note 47 of the standalone financial statements), to the best of its knowledge and belief, no funds (which are material either individually or in the aggregate) have been received by the Company from any person or entity, including foreign entity (“Funding Parties”), with the understanding, whether recorded in writing or otherwise, that the Company shall, whether, directly or indirectly, lend or invest in other persons or entities identified in any manner whatsoever by or on behalf of the Funding Party (“Ultimate Beneficiaries”) or provide any guarantee, security or the like on behalf of the Ultimate Beneficiaries;
  - Based on the audit procedures that have been considered reasonable and appropriate in the circumstances, nothing has come to

our notice that has caused us to believe that the representations under sub-clause (i) and (ii) of Rule 11(e), as provided under (a) and (b) above, contain any material misstatement.

- The final dividend paid by the Company during the year declared for the previous year is in accordance with Section 123 of the Act to the extent it applies to payment of dividend.

As stated in Note 40c of the standalone financial statements, the Board of Directors of the Company have proposed final dividend for the year which is subject to the approval of the members of the Company at the ensuing Annual General Meeting. The dividend declared is in accordance with Section 123 of the Act to the extent it applies to declaration of dividend.
- Based on our examination which included test checks, the Company has used an accounting software for maintaining its books of account which has a feature of recording audit trail (edit log) facility and the same has operated throughout the year for all relevant transactions recorded in the software. (Refer Note 48 of the standalone financial statements).

The accounting software used by the Company has not been enabled with the feature of audit trail log at the server or database to log direct file level changes.

Where audit trail (edit log) facility was enabled and operated throughout the year, we did not come across any instance of audit trail feature being tampered with.

Further, the audit trail in respect of the previous year has been preserved by the Company as per the statutory requirements for record retention.

- As required by the Companies (Auditor’s Report) Order, 2020, (“the Order”) issued by the Central Government of India in terms of Section 143 (1 1) of the Act, we give in **“Annexure B”** a statement on the matters specified in paragraphs 3 and 4 of the Order.

For **M. Anandam & Co.,**  
Chartered accountants  
(Firm Registration No.0001255)

**M V Ranganath**  
Partner  
Membership No.028031  
UDIN: 25028031BMOQJC2678

Place: Hyderabad  
Date: May 28, 2025



**ANNEXURE “A”**  
**to the Independent Auditor’s Report**

**(Referred to in paragraph 1(g) under ‘Report on Other Legal and Regulatory Requirements’ section of our report of even date)**

**Report on the Internal Financial Controls with reference to Standalone Financial Statements under Clause (i) of Sub-section 3 of Section 143 of the Companies Act, 2013 (“the Act”)**

**Opinion**

We have audited the internal financial controls with reference to the standalone financial statements of Balaji Amines Limited (“the Company”) as of March 31, 2025 in conjunction with our audit of the standalone financial statements of the Company for the year ended on that date.

In our opinion, the Company has, in all material respects, adequate internal financial controls with reference to the standalone financial statements and such internal financial controls with reference to the standalone financial statements were operating effectively as at 31<sup>st</sup> March 2025, based on the internal control over financial reporting criteria established by the Company considering the essential components of internal control stated in the Guidance Note on Audit of Internal Financial Controls Over Financial Reporting issued by the Institute of Chartered Accountants of India.

**Management’s Responsibility for Internal Financial Controls**

The Company’s management is responsible for establishing and maintaining internal financial controls based on the internal control over financial reporting criteria established by the Company considering the essential components of internal control stated in the Guidance Note on Audit of Internal Financial Controls over Financial Reporting issued by the Institute of Chartered Accountants of India (‘ICAI’). These responsibilities include the design, implementation and maintenance of adequate internal financial controls that were operating effectively for ensuring the orderly and efficient conduct of its business, including adherence to Company’s policies, the safeguarding of its assets, the prevention and detection of frauds and errors, the accuracy and completeness of the accounting records, and the timely preparation of reliable financial information, as required under the Act.

**Inherent Limitations of Internal Financial Controls with reference to Standalone Financial Statements**

Because of the inherent limitations of internal financial controls with reference to the standalone financial statements, including the possibility of collusion or improper management override of controls, material misstatements due to error or fraud may occur and not be detected. Also, projections of any evaluation of the internal financial controls with reference to the standalone financial statements to future periods are subject to the risk that the internal financial control with reference to the standalone financial statements may become inadequate because of changes in conditions, or that the degree of compliance with the policies or procedures may deteriorate.

**Auditor’s Responsibility**

Our responsibility is to express an opinion on the Company’s internal financial controls with reference to the standalone financial statements based on our audit. We conducted our audit in accordance with the Guidance Note on Audit of Internal Financial Controls over Financial Reporting (the “Guidance Note”) and the Standards on Auditing, issued by ICAI and deemed to be prescribed under section 143 (10) of the Act, to the extent applicable to an audit of internal financial controls, both applicable to an audit of Internal Financial Controls and, both issued by the Institute of Chartered Accountants of India. Those Standards and the Guidance Note require that we comply with ethical requirements and plan and perform the audit to obtain reasonable assurance about whether adequate internal financial controls with reference to the standalone financial statements were established and maintained and if such controls operated effectively in all material respects.

Our audit involves performing procedures to obtain audit evidence about the adequacy of the internal financial controls with reference to the standalone financial statements and their operating effectiveness. Our audit of internal financial controls with reference to the standalone financial statements included obtaining an understanding of internal financial controls with reference to the standalone financial statements, assessing the risk that a material weakness exists, and testing and evaluating the design and operating effectiveness of internal control based on the assessed risk. The procedures selected depend on the auditor’s judgment, including the assessment of the risks of material misstatement of the standalone financial statements, whether due to fraud or error.

We believe that the audit evidence we have obtained is sufficient and appropriate to provide a basis for our audit opinion on the Company’s internal financial controls with reference to the standalone financial statements.

**Meaning of Internal Financial Controls with reference to the Standalone Financial Statements**

A Company’s internal financial control with reference to the standalone financial statements is a process designed to provide reasonable assurance regarding the reliability of financial reporting and the preparation of standalone financial statements for external purposes in accordance with generally accepted accounting principles. A company’s internal financial control with reference to the standalone financial statements includes those policies and procedures that (1) pertain to the maintenance of records that, in

reasonable detail, accurately and fairly reflect the transactions and dispositions of the assets of the Company; (2) provide reasonable assurance that transactions are recorded as necessary to permit preparation of standalone financial statements in accordance with generally accepted accounting principles, and that receipts and

expenditures of the Company are being made only in accordance with authorisations of management and directors of the Company; and (3) provide reasonable assurance regarding prevention or timely detection of unauthorised acquisition, use, or disposition of the Company’s assets that could have a material effect on the standalone financial statements.

Place: Hyderabad  
Date: May 28, 2025

For **M. Anandam & Co.,**  
Chartered accountants  
(Firm Registration No.000125S)

**M V Ranganath**  
Partner  
Membership No.028031  
UDIN: 25028031BMOQJC2678

ANNEXURE “B”  
to the Independent Auditor’s Report

With reference to Paragraph 2 under ‘Report on Other Legal and Regulatory Requirements’ section of our report to the Members of the Company, we report that

- (i) In respect of the Company’s Property, Plant and Equipment and Intangible Assets:
- (a) A. The Company has maintained proper records showing full particulars, including quantitative details and situation of Property, Plant and Equipment.
- B. The Company does not have intangible assets and hence reporting under clause 3(i)(b) of the Order is not applicable.
- (b) The Property, Plant and Equipment have been physically verified by the management in a periodical manner, which in our opinion is reasonable, having regard to the size of the Company and the nature of its business. No material discrepancies were noticed on such verification.
- (c) According to the information and explanations given to us and on the basis of our examination of the records of the Company, the title deeds of immovable properties disclosed in the standalone financial statements are held in the name of the Company, except for the following which are not held in the name of the Company:

Description of Property	Gross carrying value (₹ in lakh)	Held in the name of	Whether promoter, director or their relative or employee	Period held	Reason for not being in the name of the Company
Land	4.34	Bhagyanagar Chemicals Limited, erstwhile subsidiary (since amalgamated with the company in FY 2017-18)	No	Since FY 2017-18	Application for transfer of title pending with Sub Registrar Office. The land is not in dispute.
Land	163.31	Balaji Greentech Projects Limited, erstwhile subsidiary (since amalgamated with the company in FY 2017-18)	No	Since FY 2017-18	Application for transfer of title pending with Sub Registrar Office. The land is not in dispute.

- (d) The Company has not revalued any of its Property, Plant and Equipment during the year.
- (e) No proceedings have been initiated during the year or are pending against the Company as at March 31, 2025 for holding any benami property under the Prohibition of Benami Property Transactions Act, 1988 (as amended in 2016) and the rules made thereunder.
- (ii) (a) The inventory has been physically verified by the management during the year. In our opinion, the coverage, frequency and procedure of such verification is reasonable and adequate in relation to the size of the Company and the nature of its business. The discrepancies noticed on verification between the physical stocks and the book records were not exceeding 10% in the aggregate for each class of inventory
- (b) The Company is sanctioned working capital limits in excess of ₹5 crore during the year from banks on the basis of security of current assets. Further, the quarterly returns or statements filed by the Company with such banks or financial institutions are in agreement with the books of account of the Company.
- (iii) During the year, the Company has not made investments in, not provided any guarantee or security or granted loans or advances in the nature of loans, secured or unsecured, to companies, firms, Limited Liability Partnerships or any other parties. Hence, reporting under clause 3(iii)(a) to (f) of the Order is not applicable.
- (iv) The Company has complied with the provisions of section 185 and 186 of the Companies Act, 2013 in respect of loans granted, investments made and guarantees provided, as applicable.
- (v) According to the information and explanations given to us, the Company has not accepted deposits including amounts deemed to be deposits within the meaning of Sections 73 to 76 of the Act and the rules framed there under. Hence, reporting under clause 3(v) of the Order is not applicable.

- (vi) We have broadly reviewed the cost records maintained by the Company as prescribed under subsection (1) of section 148 of the Act, and are of the opinion that, prima facie, the prescribed accounts and records have been made and maintained. We have, however, not made a detailed examination of the cost records with a view to determine whether they are accurate or complete.

- (vii) In respect of statutory dues:
- (a) According to the information and explanations given to us and the records of the Company examined by us, the Company is generally regular in depositing undisputed statutory dues including Provident fund, Employees’ state insurance, Income-tax, Goods and Services Tax, Customs duty, cess and any other statutory dues as applicable with the appropriate authorities and there were no arrears of outstanding statutory dues as at the last day of the financial year concerned for a period of more than six months from the date they became payable.
- (b) According to the information and explanations given to us and records of the Company examined by us, the particulars of Income tax as at March 31, 2025 which have not been deposited on account of any dispute pending are as under:

Name of the statute	Nature of the dues	Amount (₹ in lakh)	Amount paid under protest (₹ In lakh)	Period to which the amount relates	Forum where the dispute is pending
Income Tax Act, 1961	Income Tax	17.59	19.98*	AY 2013-14	CIT (Appeals)
Income Tax Act, 1961	Income Tax	306.29	306.29	AY 2014-15	CIT (Appeals)
Income Tax Act, 1961	Income Tax	9.26	10.11*	AY 2016-17	CIT (Appeals)
Income Tax Act, 1961	Income Tax	29.31	31.66*	AY 2017-18	CIT (Appeals)
Income Tax Act, 1961	Income Tax	9.85	1.96	AY 2019-20	CIT (Appeals)
Income Tax Act, 1961	Income Tax	176.54	176.54	AY 2020-21	CIT (Appeals)
Customs Act, 1962	Customs Duty	309.18	54.11	FY 2020-21	CIT (Appeals)
Customs Act, 1962	Customs Duty	Not quantifiable	-	FY 2020-21	CIT (Appeals)
GST Act, 2017	GST	282.82	28.28	FY 2017-18 to 2022-23	GST Appellate Authority

\*Amounts paid/refunds adjusted were against original demands which were rectified by subsequent orders.

- (viii) There were no transactions relating to previously unrecorded income that have been surrendered or disclosed as income during the year in the tax assessments under the Income Tax Act, 1961 (43 of 1961).
- (ix) (a) The Company has not defaulted in repayment of loans or other borrowings or in the payment of interest thereon to any lender.
- (b) The Company has not been declared wilful defaulter by any bank or financial institution or other lender.
- (c) The Company does not have any term loans. Hence, reporting under clause 3(ix)(c) of the Order is not applicable.
- (d) On an overall examination of the standalone financial statements of the Company, funds raised on short-term basis have, prima facie, not been used for long-term purposes by the Company.
- (e) On an overall examination of the standalone financial statements of the Company, the Company has not taken any funds from any entity or person on account of or to meet the obligations of its subsidiary. The Company does not have associates or joint ventures.
- (f) According to the information and explanations given to us and procedures performed by us, we report that the Company has not raised loans during the year on the pledge of securities held in its subsidiary. The Company does not have associates or joint ventures.
- (x) (a) The Company has not raised monies by way of initial public offer or further public offer (including debt instruments) during the year and hence reporting under clause 3 (x)(a) of the Order is not applicable.
- (b) The Company has not made any preferential allotment or private placement of shares or fully or partly convertible debentures during the year and hence reporting under clause (x)(b) of the Order is not applicable.
- (xi) (a) No fraud by the Company and no material fraud on the Company has been noticed or reported during the year.
- (b) No report under sub-section (12) of section 143 of the Companies Act has been filed in Form ADT-4 as prescribed under rule 13 of Companies (Audit and Auditors) Rules, 2014 with the Central Government, during the year and up to the date of this report.
- (c) We have taken into consideration the whistle blower complaints received by the company during the year while determining the nature, timing and extent of our audit procedures.
- (xii) The Company is not a Nidhi Company and hence reporting under clause 3 (xii) of the Order is not applicable.

- (xiii) In our opinion, the Company is in compliance with Section 177 and 188 of the Companies Act, 2013 with respect to applicable transactions with the related parties and the details of related party transactions have been disclosed in the standalone financial statements as required by the applicable accounting standards.
- (xiv) (a) In our opinion the Company has an adequate internal audit system commensurate with the size and the nature of its business.  
(b) The internal audit reports of the Company issued till the date of the audit report, for the period under audit have been considered by us.
- (xv) In our opinion, the Company has not entered into any non-cash transactions with its directors or persons connected with its directors. and hence provisions of section 192 of the Companies Act, 2013 are not applicable to the Company.
- (xvi) (a) In our opinion, the Company is not required to be registered under section 45-IA of the Reserve Bank of India Act, 1934. Hence, reporting under clause 3(xvi)(a) of the Order is not applicable.  
(b) The Company is not engaged in any non-banking financial housing finance activities. Accordingly, the requirement to report on clause 3(xvi)(b) of the Order is not applicable to the Company.  
(c) The Company is not a core investment company as defined in the Regulations made by the Reserve Bank of India. Accordingly, the requirement to report on clause 3(xvi)(c) of the Order is not applicable to the Company.  
(d) In our opinion, there is no core investment company within the Group (as defined in the Core Investment Companies (Reserve Bank) Directions, 2016) and accordingly reporting under clause 3(xvi)(d) of the Order is not applicable.
- (xvii) The Company has not incurred cash losses during the financial year covered by our audit and in the immediately preceding financial year.
- (xviii) There has been no resignation of the statutory auditor during the year. Hence, reporting under clause 3(xviii) of the Order is not applicable.
- (xix) On the basis of the financial ratios, ageing and expected dates of realisation of financial assets and payment of financial liabilities, other information accompanying the standalone financial statements and our knowledge of the Board of Directors and Management plans and based on our examination of the evidence supporting the assumptions, nothing has come to our attention, which causes us to believe that any material uncertainty exists as on the date of the audit report indicating that Company is not capable of meeting its liabilities existing at the date of balance sheet as and when they fall due within a period of one year from the balance sheet date. We, however, state that this is not an assurance as to the future viability of the Company. We further state that our reporting is based on the facts up to the date of the audit report and we neither give any guarantee nor any assurance that all liabilities falling due within a period of one year from the balance sheet date, will get discharged by the Company as and when they fall due.
- (xx) (a) There are no unspent amounts towards Corporate Social Responsibility (CSR) on other than ongoing projects requiring a transfer to a Fund specified in Schedule VII to the Companies Act in compliance with second proviso to sub-section (5) of Section 135 of the said Act. Accordingly, reporting under clause 3(xx)(a) of the Order is not applicable for the year.  
(b) There are no unspent amounts towards Corporate Social Responsibility (CSR) on ongoing projects requiring a transfer to a special account in compliance with provisions of sub-section (6) of Section 135 of the said Act. Accordingly, reporting under clause 3(xx) (b) of the Order is not applicable for the year.

For **M. Anandam & Co.,**  
Chartered accountants  
(Firm Registration No.000125S)

**M V Ranganath**  
Partner

Place: Hyderabad  
Date: May 28, 2025

Membership No.028031  
UDIN: 25028031BMOQJC2678

## Standalone Balance Sheet

as at March 31, 2025

(All amounts are in ₹ lakh, except for share data or as otherwise stated)

Particulars	Note	As at March 31, 2025	As at March 31, 2024
<b>I. ASSETS</b>			
<b>Non-current assets</b>			
(a) Property, plant and equipment	2	82,793.01	71,876.05
(b) Capital work-in-progress	3	15,095.73	14,141.88
(c) Intangible assets under development	4	316.99	191.59
(d) Investment property	5	480.89	501.50
(e) Right-of-use assets	6.1	41.35	-
(f) Financial assets			
(i) Investments	7	6,600.10	6,600.10
(ii) Other financial assets	8	660.56	582.15
(g) Other non-current assets	9	2,883.21	3,319.76
		<b>1,08,871.84</b>	<b>97,213.03</b>
<b>Current Assets</b>			
(a) Inventories	10	25,057.51	26,264.03
(b) Financial assets			
(i) Trade receivables	11	24,551.79	26,223.75
(ii) Cash and cash equivalents	12	3,849.24	3,090.17
(iii) Other bank balances	13	20,458.79	17,482.31
(iv) Other financial assets	14	27.38	24.07
(c) Other current assets	15	2,214.81	3,300.34
		<b>76,159.52</b>	<b>76,384.68</b>
<b>TOTAL ASSETS</b>		<b>1,85,031.36</b>	<b>1,73,597.71</b>
<b>II. EQUITY AND LIABILITIES</b>			
<b>Equity</b>			
(a) Equity share capital	16	648.02	648.02
(b) Other equity	17	1,64,874.88	1,52,790.92
		<b>1,65,522.90</b>	<b>1,53,438.94</b>
<b>Liabilities</b>			
<b>Non-current liabilities</b>			
(a) Financial liabilities			
(i) Lease liabilities	6.2	36.82	-
(ii) Other financial liabilities	18	106.84	106.49
(b) Provisions	19	251.25	426.08
(c) Deferred tax liabilities (net)	20	7,710.24	6,719.73
(d) Other non current liabilities	21	-	59.82
		<b>8,105.15</b>	<b>7,312.11</b>
<b>Current Liabilities</b>			
<b>(a) Financial liabilities</b>			
(i) Lease liabilities	6.2	5.30	-
(ii) Trade payables	22		
a) Total outstanding dues of micro enterprises and small enterprises		903.93	1,917.95
b) Total outstanding dues of creditors other than micro enterprises and small enterprises		5,732.68	5,382.40
(iii) Other financial liabilities	23	3,735.03	4,497.32
(b) Other current liabilities	24	733.55	484.78
(c) Provisions	25	171.97	287.13
(d) Current tax liabilities (net)	26	120.85	277.09
		<b>11,403.32</b>	<b>12,846.66</b>
<b>TOTAL EQUITY AND LIABILITIES</b>		<b>1,85,031.36</b>	<b>1,73,597.71</b>

Material accounting policies 1 - 1.3

The accompanying notes are an integral part of the standalone financial statements.

As per our report of even date

For **M. Anandam & Co.,**

Chartered Accountants

(Firm Regn No: 000125S)

**For and on behalf of Board of Directors**

Sd/-

**M V Ranganath**

Partner

Membership No. 028031

Place : Hyderabad

Date : May 28, 2025

Sd/-

**A Prathap Reddy**

Executive Chairman

DIN 00003967

Place : Hyderabad

Date : May 28, 2025

Sd/-

**D Ram Reddy**

Managing Director

DIN 00003864

Place : Hyderabad

Date : May 28, 2025

Sd/-

**A Srinivas Reddy**

Whole Time Director & CFO

DIN 03169721

Place : Hyderabad

Date : May 28, 2025

Sd/-

**Abhijeet Kothadiya**

Company Secretary

M No : A68288

Place : Solapur

Date : May 28, 2025



Standalone Statement of Profit and Loss

for the year ended March 31, 2025

(All amounts are in ₹ lakh, except for share data or as otherwise stated)

Particulars	Note	Year ended March 31, 2025	Year ended March 31, 2024
<b>I. Income</b>			
Revenue from operations	27	1,27,359.23	1,33,784.44
Other income	28	2,278.45	2,089.55
<b>Total income</b>		<b>1,29,637.68</b>	<b>1,35,873.99</b>
<b>II. Expenses</b>			
Cost of materials consumed	29	69,279.80	76,844.30
Changes in inventories of work-in-progress and finished goods	30	1,355.06	(1,293.84)
Employee benefits expense	31	7,295.94	7,235.19
Finance costs	32	185.74	217.91
Depreciation and amortisation expense	33	3,837.05	3,364.61
Other expenses	34	26,787.39	26,343.87
<b>Total expenses</b>		<b>1,08,740.98</b>	<b>1,12,712.05</b>
<b>III. Profit before tax (I-II)</b>		<b>20,896.70</b>	<b>23,161.95</b>
<b>IV. Tax expense:</b>			
(1) Current tax	35	4,365.85	5,209.38
(2) Earlier years' tax		(80.93)	(6.95)
(3) Deferred tax		990.51	829.10
<b>Total tax expense</b>		<b>5,275.43</b>	<b>6,031.54</b>
<b>V. Profit for the year (III- IV)</b>		<b>15,621.27</b>	<b>17,130.41</b>
<b>VI. Other comprehensive income</b>			
Items that will not be reclassified to profit or loss			
a) Re-measurement of defined benefit plans		26.80	(483.96)
b) Income tax relating to item (a) above		-	-
Other comprehensive income (net of tax)		26.80	(483.96)
<b>VII. Total comprehensive income for the year</b>		<b>15,648.07</b>	<b>16,646.45</b>
<b>VIII. Earnings per equity share (Face value of ₹2/-each)</b>	36		
(1) Basic (in ₹)		48.21	52.87
(2) Diluted (in ₹)		48.21	52.87

Material accounting policies1 - 1.3

The accompanying notes are an integral part of the standalone financial statements.

As per our report of even date

For **M. Anandam & Co.,**  
Chartered Accountants  
(Firm Regn No: 0001255)

**For and on behalf of Board of Directors**

Sd/-  
**M V Ranganath**  
Partner  
Membership No. 028031  
Place : Hyderabad  
Date : May 28, 2025

Sd/-  
**A Prathap Reddy**  
Executive Chairman  
DIN 00003967  
Place : Hyderabad  
Date : May 28, 2025

Sd/-  
**D Ram Reddy**  
Managing Director  
DIN 00003864  
Place : Hyderabad  
Date : May 28, 2025

Sd/-  
**A Srinivas Reddy**  
Whole Time Director & CFO  
DIN 03169721  
Place : Hyderabad  
Date : May 28, 2025

Sd/-  
**Abhijeet Kothadiya**  
Company Secretary  
M No : A68288  
Place : Solapur  
Date : May 28, 2025

Standalone Statement of Cash Flows

for the year ended March 31, 2025

(All amounts are in ₹ lakh, except for share data or as otherwise stated)

Particulars	Year ended March 31, 2025	Year ended March 31, 2024
<b>Cash flow from operating activities:</b>		
Profit before tax	20,896.70	23,161.95
<b>Adjustments for:</b>		
Depreciation and amortisation	3,837.05	3,364.61
Liabilities no longer required written back	(2.99)	(23.14)
Finance costs	185.74	217.91
(Profit)/Loss on sale of property, plant and equipment	(6.00)	(1.50)
Fair value gain on investments designated at FVTPL (Net)	-	225.13
Profit on redemption of mutual funds designated at FVTPL	-	(269.18)
Property, plant and equipment written off	41.41	59.10
Provision for doubtful debts	30.52	14.84
Interest income	(1,282.11)	(1,434.45)
<b>Operating cash flow before working capital changes</b>	<b>23,700.32</b>	<b>25,315.27</b>
<b>Changes in operating assets and liabilities</b>		
(Increase) / decrease in inventories	1,206.52	459.40
(Increase) / decrease in trade receivables	1,641.44	(209.70)
(Increase) / decrease in financial assets other than trade receivables	277.88	(749.95)
(Increase) / decrease in other current assets	1,085.52	(1,190.80)
(Increase) / decrease in other non current assets	(27.50)	(20.17)
Increase / (decrease) in trade payables	(660.72)	3,734.79
Increase / (decrease) in other financial liabilities	(273.46)	(805.03)
Increase / (decrease) in provisions	(263.19)	23.49
Increase / (decrease) in other current liabilities	248.77	(87.82)
Increase / (decrease) in other non current liabilities	(59.82)	(37.23)
Increase / (decrease) in other non current financial liabilities	0.35	6.35
(Increase) / decrease in current tax assets	-	154.37
Increase / (decrease) in current tax liabilities	(466.15)	(275.35)
<b>Cash generated from operations</b>	<b>26,409.97</b>	<b>26,317.62</b>
Direct taxes paid (net)	(3,975.00)	(4,650.00)
<b>Net cash flow from/(used in) operating activities</b>	<b>22,434.97</b>	<b>21,667.62</b>
<b>Cash flow from investing activities</b>		
Purchase of property, plant and equipment including capital work-in-progress	(15,725.68)	(22,128.58)
Purchase of intangible assets under development	(125.40)	(191.59)
Proceeds from sale of property, plant and equipment	6.00	3.10
Proceeds from / (Investment in) Term deposits in current assets	(3,332.77)	(4,662.29)
Advances towards capital purchases	464.05	(424.20)
Increase/(decrease) in capital creditors	(488.84)	658.36
Proceeds from sale of investments designated at FVTPL	-	6,275.74
Interest received	1,278.79	1,423.41
<b>Net cash flow from/(used in) investing activities</b>	<b>(17,923.84)</b>	<b>(19,046.06)</b>

## Standalone Statement of Cash Flows (Contd.)

for the year ended March 31, 2025

(All amounts are in ₹ lakh, except for share data or as otherwise stated)

Particulars	Year ended March 31, 2025	Year ended March 31, 2024
<b>Cash flow from financing activities</b>		
Payment for Interest on lease liabilities	(1.91)	-
Payment for principal component of lease liabilities	(2.21)	-
Dividend paid	(3,564.11)	(3,240.10)
Interest paid	(183.83)	(217.91)
<b>Net cash flow from/(used in) financing activities</b>	<b>(3,752.06)</b>	<b>(3,458.01)</b>
<b>Net increase/(decrease) in cash and cash equivalents</b>	<b>759.07</b>	<b>(836.45)</b>
<b>Cash and Cash equivalents at the beginning of the year</b>	<b>3,090.17</b>	<b>3,926.62</b>
<b>Cash and Cash equivalents at the end of the year</b>	<b>3,849.24</b>	<b>3,090.17</b>
<b>Reconciliation of Cash and Cash equivalents with the Balance Sheet</b>		
<b>Cash and Cash equivalents as per Balance Sheet - Refer Note 12 of the standalone financial statements</b>		
Balance with banks		
- in current accounts	2,163.06	672.52
- debit balance in cash credit accounts	1,680.13	1,561.61
Margin money deposit accounts	-	850.20
Cash on hand	6.05	5.84
<b>Cash and Cash equivalents at the end of the year</b>	<b>3,849.24</b>	<b>3,090.17</b>

Note : The above Statement of Cash Flows has been prepared under the indirect method as set out in the Indian Accounting Standard (Ind AS) 7 - "Statement of Cash Flows" specified under Section 133 of The Companies Act, 2013.

Material Accounting Policies- 1.3

The accompanying notes are an integral part of the standalone financial statements.

As per our report of even date

For **M. Anandam & Co.,**  
Chartered Accountants  
(Firm Regn No: 000125S)

**For and on behalf of Board of Directors**

Sd/-  
**M V Ranganath**  
Partner  
Membership No. 028031  
Place : Hyderabad  
Date : May 28, 2025

Sd/-  
**A Prathap Reddy**  
Executive Chairman  
DIN 00003967  
Place : Hyderabad  
Date : May 28, 2025

Sd/-  
**D Ram Reddy**  
Managing Director  
DIN 00003864  
Place : Hyderabad  
Date : May 28, 2025

Sd/-  
**A Srinivas Reddy**  
Whole Time Director & CFO  
DIN 03169721  
Place : Hyderabad  
Date : May 28, 2025

Sd/-  
**Abhijeet Kothadiya**  
Company Secretary  
M No : A68288  
Place : Solapur  
Date : May 28, 2025

## Standalone Statement of Changes in Equity

for the year ended March 31, 2025

(All amounts are in ₹ lakh, except for share data or as otherwise stated)

### I) Equity share capital

Particulars	Amount
<b>Balance as at April 1, 2024</b>	<b>648.02</b>
Add: Changes in equity share capital due to prior period errors	-
Changes in equity share capital during the year	-
<b>Balance as at March 31, 2025</b>	<b>648.02</b>
<b>Balance as at April 1, 2023</b>	<b>648.02</b>
Add: Changes in equity share capital due to prior period errors	-
Changes in equity share capital during the year	-
<b>Balance as at March 31, 2024</b>	<b>648.02</b>

### II) Other equity

Particulars	Reserves and Surplus				Total
	Securities Premium	Capital Reserve	Retained Earnings	General Reserve	
<b>Balance as at April 1, 2024</b>	569.61	304.11	1,35,116.76	16,800.44	1,52,790.92
Profit for the year	-	-	15,621.27	-	15,621.27
Other comprehensive income/(loss)	-	-	26.80	-	26.80
Transfer to general reserve	-	-	(1,562.13)	1,562.13	-
Dividends paid	-	-	(3,564.11)	-	(3,564.11)
<b>Balance as at March 31, 2025</b>	<b>569.61</b>	<b>304.11</b>	<b>1,45,638.59</b>	<b>18,362.57</b>	<b>1,64,874.88</b>
<b>Balance as at April 1, 2023</b>	569.61	304.11	1,23,423.41	15,087.44	1,39,384.57
Profit for the year	-	-	17,130.41	-	17,130.41
Other comprehensive income/(loss)	-	-	(483.96)	-	(483.96)
Transfer to general reserve	-	-	(1,713.00)	1,713.00	-
Dividends paid	-	-	(3,240.10)	-	(3,240.10)
<b>Balance as at March 31, 2024</b>	<b>569.61</b>	<b>304.11</b>	<b>1,35,116.76</b>	<b>16,800.44</b>	<b>1,52,790.92</b>

#### Notes:

Refer Note 17 for description of the nature and purpose of each reserve within other equity.

Material accounting policies - 1 - 1.3

The accompanying notes are an integral part of the standalone financial statements.

As per our report of even date

For **M. Anandam & Co.,**  
Chartered Accountants  
(Firm Regn No: 000125S)

**For and on behalf of Board of Directors**

Sd/-  
**M V Ranganath**  
Partner  
Membership No. 028031  
Place : Hyderabad  
Date : May 28, 2025

Sd/-  
**A Prathap Reddy**  
Executive Chairman  
DIN 00003967  
Place : Hyderabad  
Date : May 28, 2025

Sd/-  
**D Ram Reddy**  
Managing Director  
DIN 00003864  
Place : Hyderabad  
Date : May 28, 2025

Sd/-  
**A Srinivas Reddy**  
Whole Time Director & CFO  
DIN 03169721  
Place : Hyderabad  
Date : May 28, 2025

Sd/-  
**Abhijeet Kothadiya**  
Company Secretary  
M No : A68288  
Place : Solapur  
Date : May 28, 2025

## Notes Forming Part of the Standalone Financial Statements

for the year ended March 31, 2025

(All amounts are in ₹ lakh, except for share data or as otherwise stated)

### 1 MATERIAL ACCOUNTING POLICIES & OTHER INFORMATION

#### 1.1 Corporate Information

Balaji Amines Limited (BAL) is a Public Limited company incorporated in India under the provisions of the Companies Act 2013. The Company's registered office is located at Balaji Towers, No.9/1A/1, Hotgi Road, Aasara Chowk, Solapur, Maharashtra - 413224. The equity shares of BAL are listed on the National Stock Exchange of India Limited (NSE) and BSE Limited (BSE), in India. BAL is engaged in manufacturing of speciality chemicals, aliphatics amines and derivatives. BAL has four manufacturing facilities, three plants at Tuljapur and Chincholi in Maharashtra and one at Medak, Telangana. BAL owns a Five Star Hotel in Solapur, Maharashtra.

#### 1.2 Basis of preparation and measurement

##### (i) Statement of compliance & basis of preparation

The financial statements have been prepared in accordance with the Indian Accounting Standards (Ind AS) as per the Companies (Indian Accounting Standards) Rules, 2015, as amended from time to time, notified under section 133 of the Companies Act, 2013, ("Act") and other relevant provisions of the Act.

The financial statements have been prepared on a going concern basis. The accounting policies are applied consistently to all the periods presented in the financial statements except where a newly issued accounting standard is initially adopted or a revision to an existing accounting standard requires change in accounting policy hitherto in use.

The financial statements were approved for issue by the Board of Directors on May 28, 2025

##### (ii) Functional and presentation currency

These financial statements are presented in Indian Rupees (INR), which is also the Company's functional currency. All financial information presented in Indian rupees is rounded-off to two decimal places to the nearest lakh except share data or as otherwise stated.

##### (iii) Basis of measurement

The financial statements have been prepared on the historical cost basis except for the following items:

- **Certain financial assets and liabilities :** Measured at fair value
- **Net defined benefit (asset)/ liability :** Fair value of plan assets less present value of defined benefit obligations

- **Borrowings :** Amortised cost using effective interest rate method

##### (iv) Use of estimates and judgments

In preparation of the financial statements, the Company makes judgements, estimates and assumptions about the carrying values of assets and liabilities that are not readily apparent from other sources. The estimates and the associated assumptions are based on historical experience and other factors that are considered to be relevant. Actual results may differ from these estimates.

The estimates and the underlying assumptions are reviewed on an ongoing basis. Revisions to accounting estimates are recognised in the period in which the estimate is revised and future periods affected.

The areas involving significant judgements and estimates are estimation of useful lives of property, plant and equipment and intangible assets, impairment of property, plant and equipment and intangible assets, provision for employee benefits and other provisions, contingent liabilities and recoverability of deferred tax assets.

##### Assumptions and estimation uncertainties

##### Information about assumptions and estimation uncertainties that have a significant risk of resulting in a material adjustment within the next financial year are included in the following notes:

determining an asset's expected useful life and the expected residual value at the end of its life;

Impairment of fixed assets;

measurement of defined benefit obligations: key actuarial assumptions;

recognition of tax expense including deferred tax

##### Measurement of fair values

Company accounting polices and disclosures require measurement of fair value for both financial and non-financial assets.

Fair value is the price that would be received to sell an asset or paid to transfer a liability in an orderly transaction between market participants at the measurement date. The fair value measurement is based on the presumption that the transaction to sell the asset or transfer the liability takes place either:

- In the principal market for the asset or liability or
- In the absence of a principal market, in the most advantageous market for the asset or liability

## Notes Forming Part of the Standalone Financial Statements

for the year ended March 31, 2025

(All amounts are in ₹ lakh, except for share data or as otherwise stated)

The principal or the most advantageous market must be accessible by the Company. The fair value of an asset or a liability is measured using the assumptions that market participants would use when pricing the asset or liability, assuming that market participants act in their economic best interest.

The Company uses valuation techniques that are appropriate in the circumstances and for which sufficient data is available to measure fair value, maximizing the use of relevant observable inputs and minimizing the use of unobservable inputs.

Fair values are categorised into different levels in a fair value hierarchy based on the inputs used in the valuation techniques as follows.

Level 1: quoted prices (unadjusted) in active markets for identical assets or liabilities.

Level 2: inputs other than quoted prices included in Level 1 that are observable for the asset or liability, either directly (i.e. as prices) or indirectly (i.e. derived from prices).

Level 3: inputs for the asset or liability that are not based on observable market data (unobservable inputs).

When measuring the fair value of an asset or a liability, the Company uses observable market data as far as possible. If the inputs used to measure the fair value of an asset or a liability fall into different levels of the fair value hierarchy, then the fair value measurement is categorised in its entirety in the same level of the fair value hierarchy as the lowest level input that is significant to the entire measurement.

The Company recognises transfers between levels of the fair value hierarchy at the end of the reporting period during which the change has occurred.

Further information about the assumptions made in measuring fair values is included in the following notes:

##### (v) Operating Cycle :

Based on the time involved between the acquisition of assets for processing and their realisation in cash and cash equivalents, the company has ascertained its operating cycle as 12 months for the purpose of current or non-current classification of assets and liabilities in the Balance sheet.

### 1.3 Material accounting policies

#### A Revenue recognition

##### (i) Revenue from Amines Division

##### Revenue from contract with customers

Revenue is recognised when the performance obligations have been satisfied, which is once control of the goods and services are transferred from the Company to the customer.

Revenue related to the sale of goods and services is recognised when the product or service is delivered to the destination specified by the customer, and the customer has gained control through their ability to direct the use of and obtain substantially all the benefits from the asset. Revenue is measured based on consideration specified in the contract with a customer which is measured at the fair value of the consideration received or receivable, net of returns and allowances, trade discounts and volume rebates and excludes amounts collected on behalf of third parties.

##### (ii) Revenue from Hotel Division

**Rooms, Food and Beverage and Banquets:** Revenue is recognised at the transaction price that is allocated to the performance obligation. Revenue includes room revenue, food and beverage sale and banquet services which is recognised once the rooms are occupied, food and beverages are sold and banquet services have been provided as per the contract with the customer. Advance, if any, received against room bookings are treated as a liability pending finalization of bill / provision of services.

**Space and shop rentals:** Rentals basically consists of rental revenue earned from letting of spaces for retails and office at the properties. These contracts for rentals are generally of short-term in nature. Revenue is recognised in the period in which services are being rendered.

##### (iii) Recognition of interest income and export benefits

Interest income is recognized on accrual basis taking into account the amount outstanding and rate applicable.

Rental income from investment properties is recognised on a straight line basis over the term of the relevant leases.

Pending export obligation is recognised and disclosed as non-current liability in the Balance Sheet and transferred to the Statement of Profit and Loss upon satisfaction of obligation and where there is no significant uncertainty regarding compliance with the terms and conditions of such scheme.



Notes Forming Part of the Standalone Financial Statements

for the year ended March 31, 2025

(All amounts are in ₹ lakh, except for share data or as otherwise stated)

B   Property, plant and equipment (PPE)

Property, plant and equipment acquired by the company are carried at acquisition cost less accumulated depreciation and accumulated impairment losses, if any. The acquisition cost for this purpose includes the purchase price (net of duties and taxes which are recoverable in future) and expenses directly attributable to the asset to bring it to the site and in the working condition for its intended use. Subsequent costs are included in the asset’s carrying amount or recognised as a separate asset, as appropriate, only when it is probable that future economic benefits associated with the item will flow to the company and the cost of the item can be measured reliably. All other repairs and maintenance are charged to statement of profit and loss during the reporting period in which they are incurred.

An item of property, plant and equipment is derecognized upon disposal or when no future economic benefits are expected to arise from its use.

Difference between the sales proceeds and the carrying amount of the asset is recognized in the statement of profit and loss.

The catalyst is an asset that facilitates the process that increases the future economic benefits and output efficiency expected from the plant.

Land allotted by MIDC on long lease basis is treated as “Lease Hold Land” on the basis of possession leaser from MIDC (the Lessor), The one-time lump sum premium paid at the time of allotment is amortized over the period of the lease. i.e. 99-year lease for Unit III and 95-year lease for Unit IV.

C   Capital work-in-progress

Capital work-in-progress is carried at cost less impairment loss, if any. It comprises of property, plant and equipment that are not yet ready for their intended use at the reporting date.

D   Research and Development Expenditure

Expenditure on research is charged to Statement of profit and loss in the year in which it is incurred. Expenditure during development phase is capitalised as intangible assets subject to fulfillment of recognition criteria given under para 57 of Ind AS 38

E   Investment Property

Investment property are the properties held to earn rentals and/or for capital appreciation (including property under construction for such purposes). Investment properties are measured initially at cost, including transaction costs. Subsequent to initial recognition, investment properties are measured at cost model which is in accordance with Ind AS 40.

An investment property is derecognised upon disposal or when the investment property is permanently withdrawn from use and no further economic benefits expected from disposal. Any gain or loss arising on derecognition of the property is included in profit or loss in the period in which the property is derecognised. Depreciation on building is provided over its useful life of 30 years using the Straight Line Method.

F   Expenditure during construction period

Expenditure during construction period (including finance cost related to borrowed funds for construction or acquisition of qualifying PPE) is included under Capital Work-in-Progress and the same is allocated to the respective PPE on the completion of their construction. Advances given towards acquisition or construction of PPE outstanding at each reporting date are disclosed as Capital Advances under “Other non-current Assets”.

G   Depreciation and Amortisation

Depreciation is the systematic allocation of the depreciable amount of PPE over its useful life and is provided on the straight line method over the useful lives as prescribed in Schedule II to the Act.

The estimated useful lives of PPE of the company are as follows:

Buildings	-	30 Years
Plant and Machinery (continuous process plant)	-	25 Years
Vessel/storage tanks	-	20 Years
Plant and Machinery (other than continuous process plant)	-	15 Years
Furniture and fixtures	-	10 Years
Internal Roads	-	10 Years
Electric Equipment	-	10 Years
Electrically operated vehicles	-	8 Years
Office equipment	-	5 Years
Computers	-	3 Years

Depreciable amount for assets is the cost of an asset, or other amount substituted for cost, less its estimated residual value. Depreciation is recognised so as to write off the cost of assets (other than freehold land and properties under construction) less their residual values over their useful lives, using straight-line method as per the useful life prescribed in Schedule II to the Companies Act, 2013.

The Company reviews the residual value, useful lives and depreciation method annually and, if expectations differ from previous estimates, the change is accounted for as a change in accounting estimate on a prospective basis. An asset’s carrying amount written down immediately to its recoverable amount if the asset’s carrying amount

Notes Forming Part of the Standalone Financial Statements

for the year ended March 31, 2025

(All amounts are in ₹ lakh, except for share data or as otherwise stated)

is greater than its estimated recoverable amount. Catalyst is depreciated over the useful life estimated by Management.

H   Government grants / subsidies

The company may receive government grants that require compliance with certain conditions related to the company’s operating activities (or) are provided to the company by way of financial assistance on the basis of certain qualifying criteria.

Government grants are recognised when there is reasonable assurance that the grant will be received upon the company complying with the conditions attached to the grant. Accordingly, the government grants by way of financial assistance on the basis of certain qualifying criteria are recognised in the statement of profit and loss as they become receivable.

I   Leases

As a Lessor:

Leases for which the Company is a lessor is classified as a finance or operating lease. Whenever the terms of the lease transfer substantially all the risks and rewards of ownership to the lessee, the contract is classified as a finance lease. All other leases are classified as operating leases.

When the Company is an intermediate lessor, it accounts for its interests in the head lease and the sublease separately. The sublease is classified as a finance or operating lease by reference to the right-of-use asset arising from the head lease.

Operating lease – Rentals payable under operating leases are charged to the statement of profit and loss on a straight line basis over the term of the relevant lease unless another systematic basis is more representative of the time pattern in which economic benefits from the leased assets are utilised.

As a Lessee:

The Company assesses whether a contract contains a lease, at inception of a contract. A contract is, or contains, a lease if the contract conveys the right to control the use of an identified asset for a period of time in exchange for consideration. To assess whether a contract conveys the right to control the use of an identified asset, the company assesses whether:

- (1)

The Contract involves the use of an identified asset;
- (2)

The Company has substantially all the economic benefits from use of the asset through the period of the lease and
- (3)

The Company has the right to direct the use of the asset.

The Company recognizes a right-of-use asset (“ROU”) and a corresponding lease liability for all lease arrangements in which it is a lessee, except for leases with a term of twelve months

or less (short-term leases) and low value leases. For these short-term and low value leases, the Company recognizes the lease payments as an operating expense on a straight-line basis over the term of the lease. Certain lease arrangements includes the options to extend or terminate the lease before the end of the lease term. ROU assets and lease liabilities includes these options when it is reasonably certain that they will be exercised.

The right-of-use assets are initially recognized at cost, which comprises the initial amount of the lease liability adjusted for any lease payments made at or prior to the commencement date of the lease plus any initial direct costs less any lease incentives.

They are subsequently measured at cost less accumulated depreciation and impairment losses.

Right-of-use assets are depreciated from the commencement date on a straight-line basis over the balance lease term of the underlying asset. Right of use assets are evaluated for recoverability whenever events or changes in circumstances indicate that their carrying amounts may not be recoverable.

The lease liability is initially measured at amortized cost at the present value of the future lease payments. The lease payments are discounted using the interest rate implicit in the lease or, if not readily determinable, using the incremental borrowing rates in the country of domicile of the leases. Lease liabilities are re-measured with a corresponding adjustment to the related right of use asset if the company changes its assessment if whether it will exercise an extension or a termination option.

Lease liability and ROU asset shall be separately presented in the Balance Sheet and lease payments shall be classified as financing cash flows.

The company has applied Ind AS 116 using the modified retrospective approach and therefore the comparative information has not been restated and continues to be reported under Ind AS 17.

Operating lease – Rentals payable under operating leases are charged to the statement of profit and loss on a straight line basis over the term of the relevant lease unless another systematic basis is more representative of the time pattern in which economic benefits from the leased assets are utilised.

J   Employee benefits:

Short-term employee benefits

Wages and salaries, including non-monetary benefits that are expected to be settled within 12 months after the end of the period in which the employees render the related service are recognised in respect of employees’ services up to the end of the reporting period and are measured at the amounts

Notes Forming Part of the Standalone Financial Statements

for the year ended March 31, 2025

(All amounts are in ₹ lakh, except for share data or as otherwise stated)

expected to be paid when the liabilities are settled. The liabilities are presented as current employee benefit obligations in the balance sheet.

Long-term employee benefits

Defined benefit plan - Other long-term employee benefit obligations

The liabilities for earned leave is not expected to be settled wholly within 12 months after the end of the period in which the employees render the related service. They are therefore measured at the present value of expected future payments to be made in respect of services provided by employees up to the end of the reporting period using the projected unit credit method. The benefits are discounted using the market yields at the end of the reporting period that have terms approximating to the terms of the related obligations. Remeasurements as a result of the experience adjustments and changes in actuarial assumptions are recognized in profit or loss.

The obligations are presented as current liabilities in the balance sheet if the entity does not have an unconditional right to defer settlement for at least twelve months after the reporting period, regardless of when the actual settlement is expected to occur.

Defined benefit plan - Gratuity obligation

The liability or assets recognized in the balance sheet in respect of gratuity plans is the present value of the defined benefit obligation at the end of the reporting period less the fair value of plan assets. The defined benefit obligation is calculated annually by actuaries using the projected unit credit method.

The present value of the defined benefit obligation is determined by discounting the estimated future cash outflows by reference to market yields at the end of the reporting period on government bonds that have terms approximating to the terms of the related obligation.

The net interest cost is calculated by applying the discount rate to the net balance of the defined benefit obligation and the fair value of plan assets. This cost is included in employee benefit expense in the statement of profit and loss. Remeasurement gains and losses arising from experience adjustments and changes in actuarial assumptions are recognized in the period in which they occur, directly in other comprehensive income. They are included in retained earnings.

Changes in the present value of the defined benefit obligation resulting from plan amendments or curtailments are recognized immediately in profit or loss. The gratuity liability is covered through a recognized Gratuity Fund managed by Life Insurance Corporation of India.

Defined contribution plans

Contributions to post employment benefit plans in the form of provident fund, employee state insurance scheme and pension scheme as per regulations are charged as an expense on accrual basis when employees have rendered the service. The Company has no further payment obligations once the contributions have been paid.

K Tax expenses

Accounting treatment in respect of deferred taxation and current tax is in accordance with Indian Accounting Standard 12 (Ind AS 12) - “Income Taxes”

Tax expense for the year comprises current and deferred tax.

Current Tax is the amount of tax payable on the taxable income for the year as determined in accordance with the applicable tax rates and the provisions of the Income-tax Act, 1961 and other applicable tax laws that have been enacted or substantively enacted by the end of the reporting period.

Deferred tax is recognised on temporary differences between the carrying amounts of assets and liabilities in the financial statements and the corresponding tax bases used in the computation of taxable profit. Deferred tax liabilities are generally recognised for all taxable temporary differences. Deferred tax assets are generally recognised for all deductible temporary differences to the extent that it is probable that taxable profits will be available against which those deductible temporary differences can be utilised. Such deferred tax assets and liabilities are not recognised if the temporary differences arise from the initial recognition (other than in a business combination) of assets and liabilities in a transaction that affects neither the taxable profit nor the accounting profit. In addition, deferred tax liabilities are not recognised if the temporary difference arises from the initial recognition of goodwill.

The carrying amount of deferred tax assets is reviewed at the end of each reporting period and reduced to the extent that it is no longer probable that sufficient taxable profits will be available to allow all or part of the asset to be recovered. Deferred tax assets and liabilities are measured at the tax rates that are expected to apply in the period in which the liability is settled or the asset realised, based on tax rates (and tax laws) that have been enacted or substantively enacted by the end of the reporting period.

Tax relating to items recognized directly in equity or other comprehensive income is recognised in equity or other comprehensive income and not in the Statement of Profit and Loss.

Deferred tax assets and liabilities are offset if there is a legally enforceable right to offset current tax liabilities and assets,

Notes Forming Part of the Standalone Financial Statements

for the year ended March 31, 2025

(All amounts are in ₹ lakh, except for share data or as otherwise stated)

and they are related to income taxes levied by the same tax authority, but they intend to settle current tax liabilities and assets on a net basis or their tax assets and liabilities will be realized simultaneously.

L Inventories

Raw materials, packing materials, stores and spares, and other consumables are valued at cost or net realizable value, whichever is lower. Cost comprises of basic cost (net of GST, if any) and other costs incurred in bringing them to their respective present location and condition. Cost is determined on a First-in-First Out basis.

Work-in-Progress and finished goods are valued at cost or net realizable value, whichever is lower. Cost includes all direct costs and a proportion of other fixed manufacturing overheads based on normal operating capacity.

Food & Beverages:

Groceries and beverages are valued at cost which is determined on weighted average basis.

M Cash and cash equivalents

Cash and cash equivalents in the balance sheet comprise cash at banks and on hand and short-term deposits with an original maturity of not more than three months, which are subject to an insignificant risk of changes in value.

N Foreign Currency Transactions

The financial statements of the Company are presented in Indian rupees, which is the functional currency of the Company and the presentation currency for the financial statements. Transactions in foreign currencies are recorded at the exchange rates prevailing on the date of transaction. Foreign currency monetary assets and liabilities such as cash, receivables, payables, etc., are translated at year end exchange rates. Exchange differences arising on settlement of transactions and translation of monetary items are recognised as income or expense in the year in which they arise.

O Impairment of Assets

(i) Impairment of financial instruments

The Company assesses at each reporting date whether a financial asset (or a group of financial assets) such as investments, trade receivables, advances and security deposits held at amortised cost and financial assets that are measured at fair value through other comprehensive income are tested for impairment based on evidence or information that is available without undue cost or effort. Expected credit losses are assessed and loss allowances recognised if the credit quality of the financial asset has deteriorated significantly since initial recognition.

(ii) Impairment of non-financial assets

Impairment loss, if any, is provided to the extent, the carrying amount of assets or cash generating units exceed their recoverable amount. Recoverable amount is higher of an asset’s net selling price and its value in use. Value in use is the present value of estimated future cash flows expected to arise from the continuing use of an asset or cash generating unit and from its disposal at the end of its useful life. Impairment losses recognised in prior years are reversed when there is an indication that the impairment losses recognised no longer exist or have decreased. Such reversals are recognised as an increase in carrying amounts of assets to the extent that it does not exceed the carrying amounts that would have been determined (net of amortization or depreciation) had no impairment loss been recognised in previous years.

P Earnings Per Share

Basic Earnings Per Share (‘EPS’) is computed by dividing the net profit attributable to the equity shareholders by the weighted average number of equity shares outstanding during the year. Diluted earnings per share is computed by dividing the net profit by the weighted average number of equity shares considered for deriving basic earnings per share and also the weighted average number of equity shares that could have been issued upon conversion of all dilutive potential equity shares. Dilutive potential equity shares are deemed converted as of the beginning of the year, unless issued at a later date. In computing diluted earnings per share, only potential equity shares that are dilutive and that either reduces earnings per share or increases loss per share are included.

Q Financial instruments

A financial instrument is any contract that gives rise to a Financial Asset of one entity and Financial liability or equity instrument of another entity.

(i) Initial measurement and recognition

Financial assets and financial liabilities are initially recognised when the Company becomes a party to the contractual provisions of the instrument. A financial asset or financial liability is initially measured at fair value plus, for an item not at fair value through profit and loss (FVTPL), transaction costs that are directly attributable to its acquisition or issue.

(ii) Classification and subsequent measurement  
Financial assets

All financial assets except Trade receivables are initially measured at fair value plus, for an item not at fair value through profit and loss (FVTPL), transaction costs that are directly attributable to its acquisition or issue.

Notes Forming Part of the Standalone Financial Statements

for the year ended March 31, 2025

(All amounts are in ₹ lakh, except for share data or as otherwise stated)

(iii) Subsequent measurement

For the purpose of subsequent measurement, financial assets are categorised as under:

- amortised cost;
- Fair Value through Other Comprehensive Income (FVOCI) – equity investment; or
- Fair Value Through Profit or Loss (FVTPL)

Financial assets are not reclassified subsequent to their initial recognition, except if and in the period the Company changes its business model for managing financial assets.

A financial asset is measured at amortised cost if it meets both of the following conditions and is not designated as at FVTPL:

- the asset is held within a business model whose objective is to hold assets to collect contractual cash flows; and
- the contractual terms of the financial asset give rise on specified dates to cash flows that are solely payments of principal and interest on the principal amount outstanding.

On initial recognition of an equity investment that is not held for trading, the Company may irrevocably elect to present subsequent changes in the investment’s fair value in OCI (designated as FVOCI – equity investment). This election is made on an investment-by-investment basis.

All financial assets not classified as measured at amortised cost or FVOCI as described above are measured at FVTPL. This includes all derivative financial assets. On initial recognition, the Company may irrevocably designate a financial asset that otherwise meets the requirements to be measured at amortised cost or at FVOCI as at FVTPL if doing so eliminates or significantly reduces an accounting mismatch that would otherwise arise.

**Financial assets at FVTPL:** These assets are subsequently measured at fair value. Net gains and losses, including any interest or dividend income, are recognised in profit or loss.

**Financial assets at amortised cost:** These assets are subsequently measured at amortised cost using the effective interest method. The amortised cost is reduced by impairment losses. Interest income, foreign exchange gains and losses and impairment are recognised in profit or loss. Any gain or loss on derecognition is recognised in profit or loss.

**Equity investments at FVOCI:** These assets are subsequently measured at fair value. Dividends are recognised as income in profit or loss unless the dividend clearly represents a recovery

of part of the cost of the investment. Other net gains and losses are recognised in OCI and are not reclassified to profit or loss.

Financial Liabilities:

Financial liabilities are classified as measured at amortised cost or FVTPL. A financial liability is classified as at FVTPL if it is classified as held-for-trading, or it is a derivative or it is designated as such on initial recognition. Financial liabilities at FVTPL are measured at fair value and net gains and losses, including any interest expense, are recognised in statement of profit or loss. Other financial liabilities are subsequently measured at amortised cost using the effective interest method. Interest expense and foreign exchange gains and losses are recognised in statement of profit or loss.

Derecognition - Financial assets

A Financial asset is primarily derecognised when the right to receive the contractual cash flows in a transaction in which substantially all of the risks and rewards of ownership of the financial asset are transferred or in which the Company neither transfers nor retains substantially all of the risks and rewards of ownership and does not retain control of the financial asset.

If the Company enters into transactions whereby it transfers assets recognised on its balance sheet, but retains either all or substantially all of the risks and rewards of the transferred assets, the transferred assets are not derecognised.

Derecognition - Financial liabilities

The Company derecognises a financial liability when its contractual obligations are discharged or cancelled, or expired.

The Company also derecognises a financial liability when its terms are modified and the cash flows under the modified terms are substantially different. In this case, a new financial liability based on the modified terms is recognised at fair value. The difference between the carrying amount of the financial liability extinguished and the new financial liability with modified terms is recognised in profit or loss.

Financial Instruments Offsetting

Financial assets and financial liabilities are offset and the net amount reported in the balance sheet if there is a currently and legally enforceable right to set off the amounts and it intends either to settle them on a net basis or to realise the asset and settle the liability simultaneously.

R Provisions, Contingent liabilities and Contingent assets

The Company recognises provisions when there is present obligation as a result of past event and it is probable that there will be an outflow of resources and reliable estimate can

Notes Forming Part of the Standalone Financial Statements

for the year ended March 31, 2025

(All amounts are in ₹ lakh, except for share data or as otherwise stated)

be made of the amount of the obligation. If the effect of the time value of money is material, provisions are determined by discounting the expected future cash flows to net present value using an appropriate pre-tax discount rate that reflects current market assessments of the time value of money and, where appropriate, the risks specific to the liability. Unwinding of the discount is recognised in the Statement of Profit and Loss as a finance cost. Provisions are reviewed at each reporting date and are adjusted to the reflect the current best estimate.

A present obligation that arises from past events where it is either not probable that an outflow of resources will be required

to settle or a reliable estimate of the amount cannot be made, is disclosed as a contingent liability. Contingent Liabilities are also disclosed when there is a possible obligation arising from past events, the existence of which will be confirmed only by the occurrence or non-occurrence of one or more uncertain future events not wholly within the control of the Company. Contingent assets are not recognized in financial statements since this may result in the recognition of income that may never be realised.

S Standards issued but not yet effective

There is no such notification applicable from April 1, 2025.





Notes Forming Part of the Standalone Financial Statements

for the year ended March 31, 2025

(All amounts are in ₹ lakh, except for share data or as otherwise stated)

2.1 Property, plant and equipment

Particulars	Gross carrying amount			Accumulated depreciation			Net carrying amount	
	As at April 1, 2024	Additions	Deletions	As at March 31, 2025	As at April 1, 2024	For the year	Disposals/ Adjustments	As at March 31, 2025
	April 1, 2024			31, 2025	April 1, 2024	the year		As at March 31, 2025
Freehold land	4,822.30	532.75	-	5,355.05	148.50	57.47	-	205.97
Leasehold land *	2,048.87	2.45	-	2,051.32	68.53	25.98	-	94.51
Buildings	16,720.46	603.90	-	17,324.36	3,787.85	427.33	-	4,215.18
Plant and equipment	71,645.08	12,601.01	165.35	84,080.73	22,754.37	3,012.77	123.94	25,643.20
Plant and equipment - others	3,684.88	718.13	-	4,403.01	980.31	169.70	-	1,150.01
Furniture and fixtures	2,694.74	93.26	-	2,788.00	2,250.20	45.05	-	2,295.26
Office equipment	99.24	8.95	-	108.19	70.93	5.34	-	76.27
Computers	142.17	13.81	-	155.98	123.35	7.84	-	131.18
Vehicles	629.50	197.57	-	827.07	427.14	61.97	-	489.11
TOTAL	1,02,487.23	14,771.82	165.35	1,17,093.70	30,611.18	3,813.46	123.94	34,300.70

2.2 Property, plant and equipment

Particulars	Gross carrying amount			Accumulated depreciation			Net carrying amount	
	As at April 1, 2023	Additions	Deletions	As at March 31, 2024	As at April 1, 2023	For the year	On disposals	As at March 31, 2024
	2023			31, 2024	2023	For the year		As at March 31, 2024
Freehold land	3,971.32	850.98	-	4,822.30	98.31	50.19	-	148.50
Leasehold land *	1,893.06	155.80	-	2,048.87	50.20	18.34	-	68.53
Buildings	16,206.98	513.48	-	16,720.46	3,377.55	410.30	-	3,787.85
Plant and equipment	58,779.97	13,112.05	246.94	71,645.08	20,320.16	2,620.45	186.24	22,754.37
Plant and equipment - others	3,077.22	631.66	24.00	3,684.88	837.34	148.61	5.64	980.31
Furniture and fixtures	2,628.38	66.37	-	2,694.74	2,213.48	36.72	-	2,250.20
Office equipment	86.34	12.89	-	99.24	67.02	3.91	-	70.93
Computers	135.47	6.70	-	142.17	116.08	7.26	-	123.35
Vehicles	629.37	29.14	29.01	629.50	407.86	48.29	29.01	427.14
TOTAL	87,408.11	15,379.07	299.95	1,02,487.23	27,487.99	3,344.08	220.89	30,611.18

\*Leasehold land represents Right-of-Use assets. The land is taken for 99 years lease from Maharashtra Industrial Development Corporation (MIDC) on payment of upfront lease premium. The same is disclosed as per Ind AS 116 "Leases" and amortized over the period of lease.

For property, plant and equipment secured against borrowings, refer note 40(b) of the financial statements.

Notes Forming Part of the Standalone Financial Statements

for the year ended March 31, 2025

(All amounts are in ₹ lakh, except for share data or as otherwise stated)

2.3 Disclosures relating to operating leases

The undiscounted minimum lease payments pertaining to Buildings to be received over the remaining non-cancellable term on an annual basis are as follows:

Term	As at March 31, 2025	As at March 31, 2024
1 <sup>st</sup> year	246.80	111.37
2 <sup>nd</sup> year	240.54	52.60
3 <sup>rd</sup> year	224.03	36.96
4 <sup>th</sup> year	58.93	10.60
5 <sup>th</sup> year	6.60	-
Beyond 5 years	-	-

3.1 Capital work-in-progress

Particulars	As at March 31, 2025			As at March 31, 2024			
	As at April 1, 2024	Additions	Deletions	As at March 31, 2025	As at April 1, 2023	Additions	Deletions
Capital work-in-progress	14,141.88	14,777.38	13,823.52	15,095.73	7,373.99	20,643.13	13,875.25

3.2 Capital work-in-progress ageing schedule

Particulars	As at March 31, 2025					As at March 31, 2024				
	Amount in CWIP for a period of					Amount in CWIP for a period of				
	Less than 1 year	1-2 years	2-3 years	More than 3 years	Total	Less than 1 year	1-2 years	2-3 years	More than 3 years	Total
Projects in progress	12,025.19	2,847.70	59.28	163.57	15,095.73	11,924.15	2,054.16	163.57	-	14,141.88

3.3 Expenditure during construction period (included in capital work-in-progress)

Particulars	As at March 31, 2025	As at March 31, 2024
Balance brought forward (A)	220.69	53.01
Expenditure incurred during the year		
Employee benefits expense	128.03	108.50
Other direct expenses	165.29	175.27
Total expenditure during construction period (B)	293.32	283.77
Less : Turnover (C)	-	-
Less : Stocks of finished goods out of trial run production (D)	-	-
Total (A+B-C-D)	514.00	336.78
Allocated to property, plant and equipment	366.33	116.09
Balance carried forward	147.68	220.69

4.1 Intangible assets under development

Particulars	As at March 31, 2025			As at March 31, 2024			
	As at April 1, 2024	Additions	Deletions	As at March 31, 2025	As at April 1, 2023	Additions	Deletions
Intangible assets under development	191.59	125.40	-	316.99	-	191.59	-

## Notes Forming Part of the Standalone Financial Statements

for the year ended March 31, 2025

(All amounts are in ₹ lakh, except for share data or as otherwise stated)

### 4.2 Intangible assets under development ageing schedule

Particulars	As at March 31, 2025					As at March 31, 2024				
	Amount in Intangible assets under development for a period of				Total	Amount in Intangible assets under development for a period of				Total
	Less than 1 year	1-2 years	2-3 years	More than 3 years		Less than 1 year	1-2 years	2-3 years	More than 3 years	
Projects in progress	125.40	191.59	-	-	316.99	191.59	-	-	-	191.59

### 5.1 Investment property

Particulars	Gross carrying amount				Accumulated depreciation				Net carrying amount
	As at April 1, 2024	Additions	Deletions	As at March 31, 2025	As at April 1, 2024	For the year	Disposals/ Adjustments	As at March 31, 2025	
Land	163.31	-	-	163.31	-	-	-	-	163.31
Building	616.98	-	-	616.98	278.79	20.61	-	299.40	317.58
<b>Total</b>	<b>780.29</b>	<b>-</b>	<b>-</b>	<b>780.29</b>	<b>278.79</b>	<b>20.61</b>	<b>-</b>	<b>299.40</b>	<b>480.89</b>

### 5.2 Investment property

Particulars	Gross carrying amount				Accumulated depreciation				Net carrying amount
	As at April 1, 2023	Additions	Deletions	As at March 31, 2024	As at April 1, 2023	For the year	Disposals/ Adjustments	As at March 31, 2024	
Land	163.31	-	-	163.31	-	-	-	-	163.31
Building	616.98	-	-	616.98	258.25	20.54	-	278.79	338.19
<b>TOTAL</b>	<b>780.29</b>	<b>-</b>	<b>-</b>	<b>780.29</b>	<b>258.25</b>	<b>20.54</b>	<b>-</b>	<b>278.79</b>	<b>501.50</b>

#### Disclosures under Ind AS 40

Particulars	Year ended March 31, 2025	Year ended March 31, 2024
Rental income from investment property	175.67	155.24
Less: Direct operating expenses (Including repairs & maintenance) arising from investment property that generated rental income during the year	2.44	2.11
Less: Direct operating expenses (Including repairs & maintenance) arising from investment property that did not generate rental income during the year	-	-
<b>Income/(loss) from Investment property (net)</b>	<b>173.22</b>	<b>153.13</b>

The fair value of the Investment property as at March 31, 2025 based on the valuation by a registered valuer as defined under rule 2 of Companies (Registered Valuers and Valuations) Rules, 2017 is ₹7,096.20 lakh (P.Y. ₹7,057.00 lakh)

The Company has no restrictions on the disposal of its investment properties and no contractual obligations to purchase, construct or develop investment properties or for repairs, maintenance and enhancements.

## Notes Forming Part of the Standalone Financial Statements

for the year ended March 31, 2025

(All amounts are in ₹ lakh, except for share data or as otherwise stated)

### 6.1 Right-of-use assets

Movement in Right of use assets is given below:

Particulars	As at March 31, 2025	As at March 31, 2024
Opening balance	-	-
Add: Additions during the year	44.34	-
Less: Deletions during the year	-	-
Less: Amortisation during the year	2.98	-
<b>Closing balance</b>	<b>41.36</b>	<b>-</b>

### 6.2 Lease liabilities

(i) The following is the break-up of current and non-current lease liabilities:

Particulars	As at March 31, 2025	As at March 31, 2024
Current lease liabilities	5.30	-
Non-current lease liabilities	36.82	-
<b>Total</b>	<b>42.12</b>	<b>-</b>

(ii) Movement in Lease liabilities is given below:

Particulars	As at March 31, 2025	As at March 31, 2024
Balance at the beginning of the year	-	-
Additions during the year	44.34	-
Finance costs accrued during the year	1.90	-
Deletions	-	-
Payment of lease liabilities	(4.12)	-
<b>Balance at the end of the year</b>	<b>42.12</b>	<b>-</b>

(iii) Contractual maturities of lease liabilities on undiscounted basis

Particulars	As at March 31, 2025	As at March 31, 2024
Less than one year	8.88	-
One to three years	13.30	-
More than three years	39.00	-
<b>Total</b>	<b>61.18</b>	<b>-</b>

(iv) Amount recognised in the statement of profit and loss :

Particulars	Year ended March 31, 2025	Year ended March 31, 2024
Interest expenses	1.90	-
Amortisation of right-of-use assets	2.98	-
<b>Total</b>	<b>4.88</b>	<b>-</b>

- This company does not face a significant liquidity risk with regard to its lease liabilities as the current assets are sufficient to meet the obligations related to lease liabilities as and when they fall due.
- The incremental borrowing rate used for measurement of borrowing lease is 9% p.a. which is the rate the individual lessee would have to pay to borrow the funds necessary to obtain an asset of similar value to the right-of-use asset of similar economic environment with similar terms, security and conditions.
- Rental expenses recorded for the short term leases is ₹6.24 lakh for the year ended March 31, 2025 (P.Y. Nil)

## Notes Forming Part of the Standalone Financial Statements

for the year ended March 31, 2025

(All amounts are in ₹ lakh, except for share data or as otherwise stated)

### 7. Investments (non-current)

Particulars	As at March 31, 2025	As at March 31, 2024
Unquoted - Fully paid up		
Investments at amortised cost		
Investments in equity instruments		
In subsidiary company		
Balaji Speciality Chemicals Limited, India* (11,00,00,000 (P.Y.11,00,00,000) equity shares of ₹2/- each	6,600.00	6,600.00
Investments designated at fair value through profit or loss (FVTPL)		
Investments in others		
National Savings Certificate	0.10	0.10
Total	6,600.10	6,600.10
Aggregate amount of quoted investments	-	-
Aggregate amount of unquoted investments	6,600.10	6,600.10
Aggregate amount of impairment in the value of investments	-	-

\*The company owns 55% (P.Y. 55%) of equity shareholding in the subsidiary company

### 8. Other financial assets (non-current)

Particulars	As at March 31, 2025	As at March 31, 2024
Margin money deposits against bank guarantee	104.02	44.28
Security deposits with government companies and others	556.54	537.87
Total	660.56	582.15

### 9. Other non-current assets

Particulars	As at March 31, 2025	As at March 31, 2024
(i) Capital advances	2,188.51	2,652.56
(ii) Advances other than capital advances -		
a. Prepaid expenses	22.95	56.34
b. Taxes paid under protest	462.31	403.11
c. Income tax refund receivable	209.44	207.75
Total	2,883.21	3,319.76

### 10. Inventories

Particulars	As at March 31, 2025	As at March 31, 2024
(Valued at lower of cost and net realisable value)		
Raw materials (includes materials in transit of ₹2,857.50 lakh; P.Y. ₹3,322.22 lakh)	13,816.62	13,223.01
Work-in-progress	1,447.63	1,526.55
Finished goods (includes stock in transit ₹593.26 lakh; P.Y. ₹535.40 lakh)	7,888.78	9,164.91
Stores and spares	790.53	1,046.17
Packing materials	207.61	245.98
Fuel and others	846.58	976.50
Housekeeping and kitchen stewarding	25.03	51.81
Food & beverages	34.73	29.10
Total	25,057.51	26,264.03

10.1 For inventories secured against borrowings, refer note 40(b) of the standalone financial statements.

## Notes Forming Part of the Standalone Financial Statements

for the year ended March 31, 2025

(All amounts are in ₹ lakh, except for share data or as otherwise stated)

### 11. Trade receivables

Particulars	As at March 31, 2025	As at March 31, 2024
Unsecured, considered good*	24,551.79	26,223.75
Unsecured, credit impaired	30.52	-
Less : Expected Credit Loss	(30.52)	-
Total	24,551.79	26,223.75

\* Includes amount receivable from related parties (refer note 38).

11.1 For Trade receivables secured against borrowings, refer note 40(b) of the standalone financial statements.

11.2 For Company's exposure to the market risk and credit risk, refer note 41 of the standalone financial statements.

11.3 Trade receivables are non-interest bearing and generally on credit term of 7 to 90 days.

#### Trade Receivables ageing schedule As at March 31, 2025

Particulars	Not Due	Outstanding for following periods from due date of payment					
		Less than 6 months	6 months - 1 year	1 - 2 years	2 - 3 years	More than 3 years	Total
(i) Undisputed Trade receivables – considered good	21,150.88	3,388.98	5.58	4.61	1.31	0.44	24,551.79
(ii) Undisputed Trade receivables – which have significant increase in credit risk	-	-	-	-	-	-	-
(iii) Undisputed Trade receivables – credit impaired	-	-	-	30.52	-	-	30.52
(iv) Disputed Trade receivables– considered good	-	-	-	-	-	-	-
(v) Disputed Trade receivables – which have significant increase in credit risk	-	-	-	-	-	-	-
(vi) Disputed Trade receivables – credit impaired	-	-	-	-	-	-	-
(vii) Expected credit loss rate	-	-	-	100%	-	-	100%
(viii) Expected credit loss	-	-	-	(30.52)	-	-	(30.52)
<b>Total</b>	<b>21,150.88</b>	<b>3,388.98</b>	<b>5.58</b>	<b>4.61</b>	<b>1.31</b>	<b>0.44</b>	<b>24,551.79</b>

#### As at March 31, 2024

Particulars	Not Due	Outstanding for following periods from due date of payment					
		Less than 6 months	6 months - 1 year	1 - 2 years	2 - 3 years	More than 3 years	Total
(i) Undisputed Trade receivables – considered good	22,964.22	3,223.27	30.20	3.54	0.10	0.44	26,221.76
(ii) Undisputed Trade receivables – which have significant increase in credit risk	-	-	-	-	-	-	-
(iii) Undisputed Trade receivables – credit impaired	-	-	-	-	-	-	-
(iv) Disputed Trade receivables– considered good	-	-	-	-	-	1.99	1.99
(v) Disputed Trade receivables – which have significant increase in credit risk	-	-	-	-	-	-	-
(vi) Disputed Trade receivables – credit impaired	-	-	-	-	-	-	-
(vii) Expected credit loss rate	-	-	-	-	-	-	-
(viii) Expected credit loss <sup>#</sup>	-	-	-	-	-	-	-
<b>Total</b>	<b>22,964.22</b>	<b>3,223.27</b>	<b>30.20</b>	<b>3.54</b>	<b>0.10</b>	<b>2.43</b>	<b>26,223.75</b>

<sup>#</sup>The Company had not accounted for expected losses as it has no defaults in payments from the customers in the earlier years.



Notes Forming Part of the Standalone Financial Statements

for the year ended March 31, 2025

(All amounts are in ₹ lakh, except for share data or as otherwise stated)

12. Cash and cash equivalents

Particulars	As at March 31, 2025	As at March 31, 2024
<b>a) Balances with banks</b>		
- in current accounts	2,163.06	672.52
- debit balance in cash credit accounts	1,680.13	1,561.61
- in deposit accounts	-	850.20
<b>b) Cash on hand</b>	6.05	5.84
<b>Total</b>	<b>3,849.24</b>	<b>3,090.17</b>

13. Other bank balances

Particulars	As at March 31, 2025	As at March 31, 2024
<b>Balances with banks</b>		
Term deposits with original maturity between three to twelve months	20,135.29	16,802.52
<b>Earmarked balances with banks</b>		
Margin money deposit accounts	323.50	679.79
<b>Total</b>	<b>20,458.79</b>	<b>17,482.31</b>

14. Other financial assets (current)

Particulars	As at March 31, 2025	As at March 31, 2024
Interest accrued and due on security deposits	27.38	24.07
<b>Total</b>	<b>27.38</b>	<b>24.07</b>

15. Other current assets

Particulars	As at March 31, 2025	As at March 31, 2024
Prepaid expenses	305.74	202.87
Advances to suppliers	403.04	703.43
Employee advances	7.56	9.34
Balances with revenue authorities	629.07	1,416.60
Export benefits receivable	13.20	20.44
Incentive receivable from government	682.48	914.86
Others*	205.45	64.51
Less : Provision*	(31.72)	(31.72)
<b>Total</b>	<b>2,214.81</b>	<b>3,300.34</b>

\*Includes an amount of ₹31.72 lakh recoverable from certain employees for the reasons specified herewith:

The company had an arrangement for supply of coal in specified consignments on a periodic basis. Few consignments aggregating to ₹31.72 lakh were misappropriated, while in transit, by 2 employees of the company during the year ended March 31, 2015. The services of the said employees were terminated in that year itself and legal action against initiated on these employees including action for the recovery of the above-mentioned amounts. Pending recovery, the amounts have been fully provided for.

Notes Forming Part of the Standalone Financial Statements

for the year ended March 31, 2025

(All amounts are in ₹ lakh, except for share data or as otherwise stated)

16. Equity share capital

Particulars	As at March 31, 2025	As at March 31, 2024
<b>AUTHORIZED</b>		
22,75,00,000 (P.Y. 22,75,00,000) equity shares of ₹2/- each	4,550.00	4,550.00
<b>Total</b>	<b>4,550.00</b>	<b>4,550.00</b>
<b>ISSUED, SUBSCRIBED &amp; PAID-UP CAPITAL</b>		
3,24,01,000 (P.Y. 3,24,01,000) equity shares of ₹2/- each, fully paid up	648.02	648.02
<b>Total</b>	<b>648.02</b>	<b>648.02</b>

(A) Movement in equity share capital:

Particulars	No of Shares	Amount
<b>Balance at April 1, 2023</b>	<b>3,24,01,000</b>	<b>648.02</b>
Movement during the year	-	-
<b>Balance at March 31, 2024</b>	<b>3,24,01,000</b>	<b>648.02</b>
Movement during the year	-	-
<b>Balance at March 31, 2025</b>	<b>3,24,01,000</b>	<b>648.02</b>

(B) Details of shareholders holding more than 5% shares in the company

Name of the shareholder	As at March 31, 2025		As at March 31, 2024	
	No. of Shares	% holding	No. of Shares	% holding
Ande Prathap Reddy	49,69,709.00	15.34	49,69,709.00	15.34
APR Holdings and Investments LLP	47,74,720.00	14.74	47,74,720.00	14.74
Ande Shakunthala Devi	-	-	19,63,049.00	6.06
Ande Srinivas Reddy	36,57,146.00	11.29	16,94,097.00	5.23

(C) Terms/Rights attached to equity shares

The company has only one class of equity shares having a face value of ₹2/- each (P.Y ₹2/- each). Each holder of equity shares is entitled to one vote per share. The dividend proposed by the Board of Directors is subject to the approval of the shareholders in the ensuing Annual General Meeting, except in case of interim dividend. In the event of liquidation of the company, the equity shareholders will be entitled to receive remaining assets of the company, after distribution of all preferential amounts. The distribution will be in proportion to the number of equity shares held by the shareholders.

(D) (i) Shareholding of promoters as at March 31, 2025

Name of the promoter	No. of shares	% of total shares	% change during the year
Ande Prathap Reddy	49,69,709	15.34	-
Dundurapu Ram Reddy	4,74,855	1.47	-
Rajeshwar Reddy Nomula	5,94,993	1.84	-
Hemanth Reddy Gaddam	8,17,746	2.52	13.76%
Ande Srinivas Reddy	36,57,146	11.29	115.88%
<b>Total</b>	<b>1,05,14,449</b>	<b>32.46</b>	

Notes Forming Part of the Standalone Financial Statements

for the year ended March 31, 2025

(All amounts are in ₹ lakh, except for share data or as otherwise stated)

(ii) Shareholding of promoters as at March 31, 2024

Name of the promoter	No. of shares	% of total shares	% change during the year
Ande Prathap Reddy	49,69,709	15.34	-
Dundurapu Ram Reddy	4,74,855	1.47	-
Rajeshwar Reddy Nomula	5,94,993	1.84	-
Hemanth Reddy Gaddam	7,18,803	2.22	-
Ande Srinivas Reddy	16,94,097	5.23	-
<b>Total</b>	<b>84,52,457</b>	<b>26.10</b>	

(E) Shares allotted as fully paid pursuant to contract(s) without payment being received in cash or as fully paid up Bonus Shares during the period of five years immediately preceding March 31, 2025: NIL

(F) Shares reserved for issue under options and contracts or commitments for the sale of shares or disbursement: NIL

17. Other equity

Particulars	As at March 31, 2025	As at March 31, 2024
<b>Reserves and surplus</b>		
Securities premium	569.61	569.61
Capital reserve	304.11	304.11
Retained earnings	1,45,638.59	1,35,116.76
General reserve	18,362.57	16,800.44
<b>Total</b>	<b>1,64,874.88</b>	<b>1,52,790.92</b>

Securities premium

Particulars	As at March 31, 2025	As at March 31, 2024
<b>Opening balance</b>	<b>569.61</b>	<b>569.61</b>
Additions during the year	-	-
Deductions/adjustments during the year	-	-
<b>Closing balance</b>	<b>569.61</b>	<b>569.61</b>

Capital reserve

Particulars	As at March 31, 2025	As at March 31, 2024
<b>Opening balance</b>	<b>304.11</b>	<b>304.11</b>
Additions during the year	-	-
<b>Closing balance</b>	<b>304.11</b>	<b>304.11</b>

Retained earnings

Particulars	As at March 31, 2025	As at March 31, 2024
<b>Opening balance</b>	<b>1,35,116.76</b>	<b>1,23,423.41</b>
Add : Profit for the year	15,621.27	17,130.41
Add : Other comprehensive income - Remeasurement of defined benefit plans (net of tax)	26.80	(483.96)
Less : Transfer to general reserve	(1,562.13)	(1,713.00)
Less : Dividend paid	(3,564.11)	(3,240.10)
<b>Closing balance</b>	<b>1,45,638.59</b>	<b>1,35,116.76</b>

Notes Forming Part of the Standalone Financial Statements

for the year ended March 31, 2025

(All amounts are in ₹ lakh, except for share data or as otherwise stated)

General Reserve

Particulars	As at March 31, 2025	As at March 31, 2024
<b>Opening balance</b>	<b>16,800.44</b>	<b>15,087.44</b>
Additions during the year	1,562.13	1,713.00
<b>Closing balance</b>	<b>18,362.57</b>	<b>16,800.44</b>

Nature and purpose of other reserves

(i) Securities premium

Securities premium is used to record the premium on issue of shares. The reserve can be utilized in accordance with the provisions of the Companies Act, 2013.

(ii) Capital reserve

Capital reserve includes transfer of forfeited shares and state subsidy. The reserve is utilised in accordance with the provisions of the Companies Act, 2013

(iii) Retained earnings

This reserve represents the cumulative profits of the Company and effects of the remeasurement of defined benefit obligations. The reserve is utilised in accordance with the provisions of the Companies Act, 2013

(iv) General Reserve

This reserve is used to record the transfers made from the retained earnings and was made on account of the requirements of the Companies Act, 2013 for payment of dividends. General reserve is used for strengthening the financial position and meeting future contingencies and losses.

18. Other financial liabilities (non-current)

Particulars	As at March 31, 2025	As at March 31, 2024
Rental deposits	106.84	106.49
<b>Total</b>	<b>106.84</b>	<b>106.49</b>

19. Provisions (non-current)

Particulars	As at March 31, 2025	As at March 31, 2024
<b>Provision for employee benefits</b>		
Leave encashment	157.90	149.38
Gratuity	-	183.35
<b>Others</b>	<b>93.35</b>	<b>93.35</b>
<b>Total</b>	<b>251.25</b>	<b>426.08</b>

Movement in Other provisions

Particulars	As at March 31, 2025	As at March 31, 2024
<b>Opening balance</b>	<b>93.35</b>	<b>78.51</b>
Add : Provision created during the year	-	14.84
<b>Closing balance</b>	<b>93.35</b>	<b>93.35</b>

Other Provisions represents reserve for bad and doubtful debts for the hotel segment created pursuant to the agreement with the Hotel Operator at 0.5% of the Gross Operating Income upto March-2024

## Notes Forming Part of the Standalone Financial Statements

for the year ended March 31, 2025

(All amounts are in ₹ lakh, except for share data or as otherwise stated)

### 20. Deferred tax liabilities (net)

Particulars	As at March 31, 2025	As at March 31, 2024
(i) Deferred tax liabilities on account of:		
On fiscal allowances on property plant and equipment, investment property, etc.	7,877.30	6,780.22
(ii) Deferred tax assets on account of:		
Expenses allowable on payment basis	(135.89)	(37.00)
Provision for doubtful debts	(31.17)	(23.49)
<b>Deferred tax liabilities (net)</b>	<b>7,710.24</b>	<b>6,719.73</b>

#### Movement in deferred tax liabilities (net)

Particulars	On fiscal allowances on property plant and equipment, investment property, etc.	Expenses allowable on payment basis	Provision for doubtful debts
<b>As at April 1, 2024</b>	6,780.22	(37.00)	(23.49)
<b>(Charged)/Credited</b>			
to Statement of profit and loss	1,097.08	(98.89)	(7.68)
to Other comprehensive income	-	-	-
<b>As at March 31, 2025</b>	<b>7,877.30</b>	<b>(135.89)</b>	<b>(31.17)</b>

Particulars	On fiscal allowances on property plant and equipment, investment property, etc.	Expenses allowable on payment basis	Provision for doubtful debts
<b>As at April 1, 2023</b>	5,858.62	32.00	-
<b>(Charged)/Credited</b>			
to Statement of profit and loss	921.60	(69.00)	(23.49)
to Other comprehensive income	-	-	-
<b>As at March 31, 2024</b>	<b>6,780.22</b>	<b>(37.00)</b>	<b>(23.49)</b>

### 21. Other non-current liabilities

Particulars	As at March 31, 2025	As at March 31, 2024
Deferred revenue export benefits	-	59.82
<b>Total</b>	<b>-</b>	<b>59.82</b>

### 22. Trade payables

Particulars	As at March 31, 2025	As at March 31, 2024
Dues to micro enterprises and small enterprises	903.93	1,917.95
Dues to creditors other than micro enterprises and small enterprises*	5,732.68	5,382.40
<b>Total</b>	<b>6,636.61</b>	<b>7,300.35</b>

\*Includes amounts payable to related parties (refer note 38)

## Notes Forming Part of the Standalone Financial Statements

for the year ended March 31, 2025

(All amounts are in ₹ lakh, except for share data or as otherwise stated)

### 22.1 Disclosures required under Section 22 of the Micro, Small and Medium Enterprises Development Act, 2006

Particulars	As at March 31, 2025	As at March 31, 2024
i) Principal amount and the interest due thereon remaining unpaid to each supplier at the end of accounting year		
Principal amount	903.93	1,917.95
Interest due	-	-
ii) Amount of interest paid by the Company under MSMED Act, 2006 along with the amounts of the payment made to the supplier beyond the appointed day during the accounting year	-	-
iii) Amount of interest due and payable for the period of delay in making payment (which has been paid but beyond the appointed day during the year) but without adding the interest specified under the MSMED Act, 2006.	-	-
iv) Amount of interest accrued and remaining unpaid at the end of accounting year	-	-
v) Amount of further interest remaining due and payable even in the succeeding year, until such date when the interest dues as above are actually paid to the small enterprises, for the purpose of disallowance of a deductible expenditure under section 23 of MSMED Act, 2006.	-	-

Note: Dues to micro enterprises and small enterprises have been determined to the extent such parties have been identified on the basis of information collected by the management.

#### Trade payables aging schedule as at March 31, 2025

Particulars	Not Due	Outstanding for following periods from due date of payment				Unbilled	Total
		Less than 1 year	1-2 years	2-3 years	More than 3 years		
(i) MSME*	1,492.33	-	-	-	-	36.00	1,528.33
(ii) Others	4,345.61	387.29	33.59	3.64	17.55	320.59	5,108.29
(iii) Disputed dues - MSME	-	-	-	-	-	-	-
(iv) Disputed dues - Others	-	-	-	-	-	-	-
<b>Total</b>	<b>5,837.94</b>	<b>387.29</b>	<b>33.59</b>	<b>3.64</b>	<b>17.55</b>	<b>356.59</b>	<b>6,636.61</b>

\*includes dues to medium enterprises.

#### Trade payables aging schedule as at March 31, 2024

Particulars	Not Due	Outstanding for following periods from due date of payment				Unbilled	Total
		Less than 1 year	1-2 years	2-3 years	More than 3 years		
(i) MSME*	2,228.26	0.01	-	-	-	-	2,228.27
(ii) Others	1,331.71	3,264.85	5.11	0.20	8.08	462.13	5,072.08
(iii) Disputed Dues - MSME	-	-	-	-	-	-	-
(iv) Disputed Dues - Others	-	-	-	-	-	-	-
<b>Total</b>	<b>3,559.97</b>	<b>3,264.86</b>	<b>5.11</b>	<b>0.20</b>	<b>8.08</b>	<b>462.13</b>	<b>7,300.35</b>

\*includes dues to medium enterprises.



## Notes Forming Part of the Standalone Financial Statements

for the year ended March 31, 2025

(All amounts are in ₹ lakh, except for share data or as otherwise stated)

### 23. Other financial liabilities (current)

Particulars	As at March 31, 2025	As at March 31, 2024
Salaries payable	2,543.68	2,756.34
Other recoveries payable	51.94	67.93
Security deposits	72.75	117.55
Creditors for capital goods	1,066.66	1,555.50
<b>Total</b>	<b>3,735.03</b>	<b>4,497.32</b>

### 24. Other current liabilities

Particulars	As at March 31, 2025	As at March 31, 2024
Advances from customers	563.53	293.69
Statutory liabilities	161.13	191.09
Deferred revenue export benefits*	8.89	-
<b>Total</b>	<b>733.55</b>	<b>484.78</b>

\* The Company has imported capital equipment under Export Promotion Capital Goods Scheme (EPCG) of the Foreign Trade Policy 2015-2020. This balance represents the duty saved on import under EPCG scheme against which the Company has to fulfill export obligations as per the terms of the scheme.

### 25. Provisions (current)

Particulars	As at March 31, 2025	As at March 31, 2024
<b>Provision for employee benefits</b>		
Leave encashment	171.97	41.19
Gratuity	-	245.94
<b>Total</b>	<b>171.97</b>	<b>287.13</b>

### 26. Current tax liabilities (net)

Particulars	As at March 31, 2025	As at March 31, 2024
Provision for tax (net of advance tax)	120.85	277.09
<b>Total</b>	<b>120.85</b>	<b>277.09</b>

### 27. Revenue from operations

Particulars	Year ended March 31, 2025	Year ended March 31, 2024
<b>Sale of products</b>		
Sale of aliphatic amines, speciality chemicals and derivatives of amines	1,23,351.68	1,29,145.00
<b>Sale of services</b>		
Rooms, restaurants, banquets and other services	3,277.47	2,947.70
<b>Other operating revenues</b>		
Scrap sales	40.03	53.63
Service income	442.53	310.28
Incentive from government	36.43	847.67
Export incentives	211.09	480.17
<b>Total Revenue from operations</b>	<b>1,27,359.23</b>	<b>1,33,784.44</b>

## Notes Forming Part of the Standalone Financial Statements

for the year ended March 31, 2025

(All amounts are in ₹ lakh, except for share data or as otherwise stated)

### 28. Other income

Particulars	Year ended March 31, 2025	Year ended March 31, 2024
Interest income on bank deposits and others at amortised cost	1,282.11	1,434.45
Liabilities no longer required written back	2.99	23.14
Profit on redemption of mutual funds designated at FVTPL (Net)	-	44.05
Profit on sale of property, plant and equipment (net)	6.00	1.50
Foreign exchange gain (net)	621.68	314.55
Rental income	251.11	222.61
Insurance claims received	47.89	31.76
Trademarks and franchise income	-	0.50
Miscellaneous income	66.67	16.98
<b>Total</b>	<b>2,278.45</b>	<b>2,089.55</b>

### 29. Cost of materials consumed

Particulars	Year ended March 31, 2025	Year ended March 31, 2024
Opening Stock	9,981.70	13,834.66
Add: Purchases	70,316.98	72,991.34
Less: Closing Stock	11,018.88	9,981.70
<b>Total</b>	<b>69,279.80</b>	<b>76,844.30</b>

### 30. Changes in inventories of work-in-progress and finished goods

Particulars	Year ended March 31, 2025	Year ended March 31, 2024
<b>Opening inventories</b>		
Finished goods	9,164.91	7,805.55
Work-in-progress	1,526.55	1,592.08
<b>(A)</b>	<b>10,691.46</b>	<b>9,397.63</b>
<b>Closing inventories</b>		
Finished goods	7,888.78	9,164.91
Work-in-progress	1,447.63	1,526.55
<b>(B)</b>	<b>9,336.40</b>	<b>10,691.46</b>
<b>Total (A-B)</b>	<b>1,355.06</b>	<b>(1,293.84)</b>

### 31. Employee benefits expense

Particulars	Year ended March 31, 2025	Year ended March 31, 2024
Salaries, wages and bonus	6,382.45	6,407.28
Contribution to provident and other funds	413.66	557.81
Staff welfare expenses	221.37	131.11
Leave encashment expense	278.46	139.00
<b>Total</b>	<b>7,295.94</b>	<b>7,235.19</b>

Notes Forming Part of the Standalone Financial Statements

for the year ended March 31, 2025

(All amounts are in ₹ lakh, except for share data or as otherwise stated)

32. Finance costs

Particulars	Year ended March 31, 2025	Year ended March 31, 2024
Interest on borrowings	19.55	51.54
Interest on lease liabilities	1.91	-
Other borrowing costs	164.29	166.37
<b>Total</b>	<b>185.74</b>	<b>217.91</b>

33. Depreciation and amortisation expenses

Particulars	Year ended March 31, 2025	Year ended March 31, 2024
Depreciation on property, plant and equipment	3,813.46	3,339.34
Depreciation on investment property	20.61	25.28
Amortisation of Right-of-use assets	2.98	-
<b>Total</b>	<b>3,837.05</b>	<b>3,364.61</b>

34. Other expenses

Particulars	Year ended March 31, 2025	Year ended March 31, 2024
Consumption of stores and spares	1,211.72	1,088.26
Consumption of packing material	3,403.89	3,455.71
Power and fuel	12,547.59	12,818.96
Freight charges	4,941.41	4,140.68
Effluent treatment expenses	430.28	472.69
Travelling and conveyance	235.62	246.77
<b>Repairs and Maintenance</b>		
Buildings	135.20	119.19
Plant and equipment	528.16	624.10
Others	190.36	144.10
Printing and stationery	44.60	44.43
Communication expenses	27.58	21.94
Legal and professional charges	146.20	137.57
Insurance	378.01	346.41
Auditors' remuneration (refer note 34 a)	48.55	48.16
Rent, rates and taxes	90.56	88.12
Commission and discount	546.62	577.72
Sales promotion and other selling expenses	161.42	147.79
GST input tax credit expense	192.77	255.57
Advertisement expenses	31.31	8.89
Computer maintenance	6.99	10.19
Operator's management & incentive fees	200.65	181.21
Registrations and renewals	72.05	93.79
Expenditure on Corporate social responsibility (refer note 34 b)	635.83	692.64
Expenditure on Corporate enviornmental responsibility	8.08	123.12

Notes Forming Part of the Standalone Financial Statements

for the year ended March 31, 2025

(All amounts are in ₹ lakh, except for share data or as otherwise stated)

Particulars	Year ended March 31, 2025	Year ended March 31, 2024
Research & development expenses	78.36	70.86
Spa operating expenses	52.98	46.95
Water testing charges	1.54	1.44
Banquet expenses	31.09	14.36
Provision for bad and doubtful debts	30.52	14.84
Bad debts written off	3.49	-
Property, plant and equipment written off	41.41	59.10
Fines & penalties	6.15	-
Miscellaneous expenses	326.41	248.30
<b>Total</b>	<b>26,787.39</b>	<b>26,343.87</b>

34 a. Auditors' remuneration

Particulars	Year ended March 31, 2025	Year ended March 31, 2024
<b>As auditors</b>		
Statutory audit	28.00	28.00
Limited review	8.00	8.00
Tax audit	10.00	10.00
Certification fees	1.70	1.20
Out of pocket expenses	0.85	0.96
<b>Total</b>	<b>48.55</b>	<b>48.16</b>

34 b. Expenditure on corporate social responsibility

Particulars	Year ended March 31, 2025	Year ended March 31, 2024
a) Amount required to be spent as per Section 135 of the Act	635.44	690.80
b) Amount of expenditure incurred on:		
i) Construction/ acquisition of any assets	364.65	363.68
ii) On purposes other than (i) above	271.18	328.96
<b>Subtotal :</b>	<b>635.83</b>	<b>692.64</b>
c) Shortfall / (excess) at the end of the year	(0.40)	(1.84)
d) Total of previous years' shortfall	-	-
e) Reason for shortfall	NA	NA
f) Nature of CSR activities under Sec 135 read with Schedule VII of Companies Act, 2013	Promoting sports, Promoting education, Rural development, Healthcare	Promoting sports, Promoting education, Rural development, Healthcare
g) Contributions made to related parties	-	-

## Notes Forming Part of the Standalone Financial Statements

for the year ended March 31, 2025

(All amounts are in ₹ lakh, except for share data or as otherwise stated)

### 35. Tax expense

Particulars	Year ended March 31, 2025	Year ended March 31, 2024
<b>(a) Amount recognised in statement of profit and loss</b>		
Current tax	4,365.85	5,209.38
Earlier years' tax	(80.93)	(6.95)
Deferred tax	990.51	829.10
<b>Total tax expense</b>	<b>5,275.43</b>	<b>6,031.54</b>
<b>(b) Amount recognised in other comprehensive income</b>		
<b>Deferred tax related to items recognised in OCI</b>		
Deferred tax expense/(income) on remeasurements of defined benefit obligations	-	-
Income-tax expense/(income) recognised in OCI	-	-
<b>(c) Reconciliation of effective tax rate:</b>		
<b>Profit before tax</b>	<b>20,896.70</b>	<b>23,161.95</b>
Enacted tax rate in India	25.168%	25.168%
<b>Tax expense at enacted rates</b>	<b>5,259.28</b>	<b>5,829.40</b>
Effect of non-deductible expense	1,310.57	1,256.32
Effect of allowances for tax purpose	(2,204.00)	(1,876.33)
<b>Tax as per the financial statements</b>	<b>4,365.85</b>	<b>5,209.38</b>
Effect of deferred tax	990.51	829.10
Effect of earlier years' tax	(80.93)	(6.95)
<b>Income-tax recognised in the statement of profit and loss</b>	<b>5,275.43</b>	<b>6,031.54</b>

### 36. Earnings per share:

Particulars	Year ended March 31, 2025	Year ended March 31, 2024
Net profit for the year as per statement of profit & loss (₹ in lakh)	15,621.27	17,130.41
Number of shares outstanding at the end of the year (in nos.)	3,24,01,000	3,24,01,000
Weighted average number of equity shares outstanding during the year (in nos.)	3,24,01,000	3,24,01,000
Basic and Diluted earnings per share (₹)	48.21	52.87
Face value per share (₹)	2.00	2.00

### 37. Contingent liabilities and commitments

#### (a) Contingent liabilities

Particulars	As at March 31, 2025	As at March 31, 2024
<b>Claims against the Company not acknowledged as debts</b>		
Income tax	548.82	548.83
Custom Duty	309.18	309.18
GST	282.82	-
<b>Total</b>	<b>1,140.82</b>	<b>858.00</b>

## Notes Forming Part of the Standalone Financial Statements

for the year ended March 31, 2025

(All amounts are in ₹ lakh, except for share data or as otherwise stated)

### Income Tax

The above demand is arising on account of the following reasons:

- disallowance of interest on account of loans given to subsidiary companies for assessment years 2013-14, 2014-15, 2016-17, 2017-18 and 2019-20. The matters are pending before the Commissioner of Income Tax (Appeals).
- disallowance of Capital Expenditure of Hotel Division relating to assessment year 2014-15. The matter is pending before the Commissioner of Income Tax (Appeals).
- 80G disallowance and ICDS adjustments relating to assessment year 2020-21. The matter is pending before the Commissioner of Income Tax (Appeals).

Demands pertaining to the assessment years 2013-14, 2014-15, 2016-17, 2017-18 and 2020-21 were fully paid by way of adjustment of refunds, under protest. Out of the above demands, ₹546.54 lakh was paid under protest.

### Custom Duty

On account of incorrect application of concessional rate of duty on ethanol during the period 15-07-2017 to 09-05-2020. The matter is pending before the Commissioner of Customs (Appeals). The amount paid under protest is ₹54.11 lakh.

### GST

On account of GST on technical know-how paid to foreign entity and corporate guarantee extended on behalf of the subsidiary company for the period July 2017 to March 2023. The matter is pending before the GST appellate authority. The amount paid under protest is ₹28.28 lakh.

### (b) Capital and other commitments

Particulars	As at March 31, 2025	As at March 31, 2024
Estimated amount of contracts remaining to be executed on capital account and not provided for	4,290.48	3,845.16
Other commitments	-	-
<b>Total</b>	<b>4,290.48</b>	<b>3,845.16</b>

### 38. Related party disclosures

#### (a) Name of the related party

##### Key management personnel (KMP)

Mr. Ande Prathap Reddy  
Mr. Dundurapu Ram Reddy  
Mr. Nomula Rajeshwar Reddy  
Mr. Ande Srinivas Reddy  
Mr. Gaddam Hemanth Reddy  
Mr. Naveena Chandra Thammishetty  
Mr. Amarender Reddy Minupuri  
Mr. Satyanarayana Murthy Chavali  
Mr. Kashinath Revappa Dhole  
Ms. Vimala Behram Madon  
Dr. Suhasini Yatin Shah  
Dr. Uma Rajiv Pradhan  
Mr. Mohan Kumar Ramakrishna  
Mr. Adabala Sheshagiri Rao  
Mr.Lakhan Suganchand Dargad  
Mr. Abhijeet Shailesh Kothadiya

#### Description of the relationship

Executive Chairman  
Managing Director  
Whole Time Director  
Whole Time Director & CFO  
Whole Time Director & CFO (upto 20<sup>th</sup> May, 2023)  
Independent Director (upto 20<sup>th</sup> May, 2023)  
Independent Director (upto 20<sup>th</sup> May, 2023)  
Independent Director (upto 20<sup>th</sup> May, 2023)  
Independent Director (upto 20<sup>th</sup> May, 2023)  
Independent Director (upto 20<sup>th</sup> May, 2023)  
Independent Director  
Independent Director  
Independent Director  
Independent Director  
Company Secretary (upto 30<sup>th</sup> December 2024)  
Company Secretary (from 31<sup>st</sup> December 2024)





Notes Forming Part of the Standalone Financial Statements

for the year ended March 31, 2025

(All amounts are in ₹ lakh, except for share data or as otherwise stated)

Balaji Speciality Chemicals Limited	Subsidiary company
Thirumala Precicasts Private Limited	Enterprise where KMP has Significance Influence/ Control
MVL Medisynth Private Limited	Enterprise where KMP has Significance Influence/ Control
SVS Sourcings Private Limited	Enterprise where KMP has Significance Influence/ Control
Sri Venkateshwara Cement Products	Enterprise where KMP has Significance Influence/ Control
APR Holdings and Investments LLP	Enterprise where KMP has Significance Influence/ Control
<b>Close members of KMP</b>	
Mrs. Madhumathi Gaddam	Daughter of Mr. Ande Prathap Reddy - Executive Chairman
Ms. Meena Devi Ande	Daughter of Mr. Ande Prathap Reddy - Executive Chairman
Mrs. Achanta Annapurna	Daughter of Mr. Ande Prathap Reddy - Executive Chairman
Mr. Gaddam Hemanth Reddy	Son in Law of Mr. Ande Prathap Reddy - Executive Chairman
Mrs. Dundurapu Vandana Reddy	Wife of Mr.Dundurapu Ram Reddy - Managing Director
Mrs. Gaddam Tanmai Reddy	Daughter of Mr.Dundurapu Ram Reddy - Managing Director
Mrs. Saritha Nomula	Wife of Mr. Nomula Rajeshwar Reddy - Whole Time Director
Mr. Nomula Chandrabhushan Reddy	Brother of Mr. Nomula Rajeshwar Reddy - Whole Time Director
Mrs. Anusuya Kishan Reddy	Sister of Mr. Nomula Rajeshwar Reddy - Whole Time Director
Mr. Nomula Eeshan Reddy	Son of Mr. Nomula Rajeshwar Reddy - Whole Time Director
Mrs. Nomula Deepti Rajeshwar Reddy	Daughter of Mr. Nomula Rajeshwar Reddy - Whole Time Director
Mr. Gaddam Raja Reddy	Father in Law of Mr. Nomula Rajeshwar Reddy - Whole Time Director

(b) Transactions with related parties during the year

Particulars	Year ended March 31, 2025	Year ended March 31, 2024
<b>Balaji Speciality Chemicals Limited</b>		
Sale of goods	98.09	134.19
Purchase of goods and services	997.01	1,160.84
Income from services	2.29	1.98
Rental income	7.80	7.80
Trademarks & franchise	-	0.50
<b>Thirumala Precicasts Private Limited</b>		
Rental income	6.52	4.08
<b>MVL Medisynth Private Limited</b>		
Sale of goods and services	1,267.69	935.90
Purchase of goods and services	578.60	470.25
<b>SVS Sourcings Private Limited</b>		
Sale of goods and services	6,062.15	6,052.68
Services received	69.60	76.48

Notes Forming Part of the Standalone Financial Statements

for the year ended March 31, 2025

(All amounts are in ₹ lakh, except for share data or as otherwise stated)

Particulars	Year ended March 31, 2025	Year ended March 31, 2024
<b>Sri Venkateshwara Cement Products</b>		
Purchase of goods and services	-	0.65
<b>Dundurapu Ram Reddy</b>		
Purchase of land	-	486.41
<b>N. Rajeshwar Reddy</b>		
Purchase of land	-	486.41
<b>Key Management Personnel</b>		
Short-term employee benefits	2,343.11	2,527.58
Post employment benefits	-	95.00
Dividend paid to KMP	929.77	845.25
Dividend paid to close member of KMP	503.74	458.51
Dividend paid to enterprises where KMP has significant influence/control	525.22	477.47

(c) Outstanding balances as at the year end where related party relationship existed

Particulars	As at March 31, 2025	As at March 31, 2024
<b>Balaji Speciality Chemicals Limited</b>		
Trade payables	228.09	102.39
(Trade receivables & payables would be settled within 15 days.)		
<b>MVL Medisynth Private Limited</b>		
Trade receivables	443.15	488.25
(To be settled in cash on the same day with 30 to 90 days credit period.)		
<b>Thirumala Precicasts Private Limited</b>		
Trade receivables	1.84	0.53
(To be settled in cash on the same day with no credit period.)		
<b>SVS Sourcings Private Limited</b>		
Trade receivables	1,567.41	1,702.52
(To be settled in cash on the same day with 90 days credit period)		
<b>Key Management Personnel</b>		
Short term employee benefits payable*	2,050.61	2,251.14
Post employment benefits payable*	20.00	80.00

\*Short-term employee benefits to be settled in cash with no credit period. Post employment benefits to be setteled in cash at the time of retirement.

Notes Forming Part of the Standalone Financial Statements

for the year ended March 31, 2025

(All amounts are in ₹ lakh, except for share data or as otherwise stated)

39. Employee benefit plans

(a) Leave obligations

The leave obligation covers the company's liability for earned leave which is unfunded.

The leave obligation covers the Company's liability for the earned leave which is unfunded.

(b) Defined contribution plans

The company has defined contribution plans namely provident fund. Contributions are made to provident fund at the rate of 12% of basic salary plus DA as per regulations. The contributions are made to registered provident fund administered by the Government. The obligation of the Company is limited to the amount contributed and it has no further contractual nor any constructive obligation. The expense recognised during the year towards defined contributions plan is as follows:

Particulars	Year ended March 31, 2025	Year ended March 31, 2024
Company's contribution to provident fund	283.08	262.89

(c) Defined benefit plan - Gratuity

The company provides for gratuity for employees as per the Payment of Gratuity Act, 1972. The amount of gratuity payable on retirement/ termination is the employees last drawn basic salary per month computed proportionately for 15 days salary multiplied for the number of years of service. The company operates post retirement gratuity plan with LIC of India. The present value of obligation is determined based on actuarial valuation using the Projected Unit Credit Method, which recognises each period of service giving rise to additional unit of employee benefit entitlement and measures each unit separately to build up the final obligation.

Particulars	Year ended March 31, 2025	Year ended March 31, 2024
<b>Change in defined benefit obligations:</b>		
Obligation at the beginning of the year	1,822.25	1,316.42
Current service costs	150.32	139.03
Past service costs	-	-
Interest costs	126.94	95.30
Benefits paid	(128.05)	(91.56)
Increase / (Decrease) due to effect of any business combination / divesture / transfer	(16.71)	(20.46)
Remeasurements - Due to Demographic Assumptions	0.11	7.01
Remeasurements - Due to Financial Assumptions	34.47	260.18
Remeasurements - Due to Experience Adjustments	(43.98)	116.32
Obligation at the end of the year	1,945.35	1,822.25
<b>Change in plan assets:</b>		
Fair value of plan assets at the beginning of the year	1,392.95	1,438.23
Interest income	119.04	106.70
Employer's contributions	639.75	60.49
Benefits paid	(128.05)	(91.56)
Adjustment to Opening Balance	94.57	-
Increase / (Decrease) due to effect of any business combination / divesture / transfer	(16.71)	(20.46)
Remeasurement (gains)/losses	17.40	(100.44)
Fair value of plan assets at the end of the year	2,118.95	1,392.95

Notes Forming Part of the Standalone Financial Statements

for the year ended March 31, 2025

(All amounts are in ₹ lakh, except for share data or as otherwise stated)

Particulars	Year ended March 31, 2025	Year ended March 31, 2024
<b>Expenses recognised in the statement of profit and loss consists of:</b>		
Employee benefits expense:		
Current service costs	150.32	139.03
Past service costs	-	-
Net interest expenses	7.90	(11.40)
	158.22	127.63
<b>Other comprehensive income:</b>		
(Gain)/loss on plan assets		
Remeasurements - Due to Demographic Assumptions	0.11	7.01
Remeasurements - Due to Financial Assumptions	34.47	260.18
Remeasurements - Due to Experience Adjustments	(43.98)	116.32
(Return) on Plan Assets (Excluding Interest Income)	(17.40)	100.44
<b>Total OCI</b>	<b>(26.80)</b>	<b>483.96</b>
<b>Expenses recognised in the statement of profit and loss</b>	<b>131.42</b>	<b>611.58</b>
<b>Amounts recognised in the balance sheet consist of</b>		
Fair value of plan assets at the end of the year	2,118.95	1,392.95
Present value of obligation at the end of the year	1,945.35	1,822.25
Recognised as:		
<b>Retirement benefit liability - Non-current</b>	<b>1,659.72</b>	<b>1,576.31</b>
<b>Retirement benefit liability - Current</b>	<b>285.64</b>	<b>245.94</b>

Fair value of plan assets --- 100% with LIC of India

Expected contribution to post-employment benefit plan of gratuity for the year ending March 31, 2026 is 709.73 lakh.

(d) Significant estimates and sensitivity analysis

The sensitivity of the defined benefit obligation to changes in key assumptions is:

Particulars	Key assumptions	Defined benefit obligation			
		Increase in assumption by		Decrease in assumption by	
	March 31, 2025	Rate	March 31, 2025	Rate	March 31, 2025
Discount rate	6.97%	1%	(132.01)	1%	151.97
Salary growth rate	7.00%	1%	139.42	1%	(128.63)
Mortality Rate	100.00%	10%	0.11	10%	(0.10)
Attrition rate	6.50%	1%	0.11	1%	(0.25)

Particulars	Key assumptions	Defined benefit obligation			
		Increase in assumption by		Decrease in assumption by	
	March 31, 2024	Rate	March 31, 2024	Rate	March 31, 2024
Discount rate	7.22%	1%	(126.19)	1%	145.45
Salary growth rate	7.00%	1%	131.76	1%	(120.92)
Mortality Rate	100.00%	10%	0.19	10%	(0.19)
Attrition rate	6.00%	1%	2.77	1%	(3.23)

Notes Forming Part of the Standalone Financial Statements

for the year ended March 31, 2025

(All amounts are in ₹ lakh, except for share data or as otherwise stated)

The above sensitivity analysis is based on a change in each assumption while holding all other assumptions constant. In practice, this is unlikely to occur and changes in some of the assumptions may be correlated. When calculating the sensitivity of the defined benefit obligation to significant actuarial assumptions, the same method (present value of the defined benefit obligation calculated with the projected unit credit method at the end of the reporting period) has been applied as when calculating the defined benefit liability recognised in the balance sheet.

(e) Risk exposure

Through its defined benefit plans, the company is exposed to a number of risks, the most significant of which are detailed below:

Interest rate risk:

The defined benefit obligation calculated uses a discount rate based on government bonds. If bond yields fall, the defined benefit obligation will tend to increase.

Salary inflation risk:

Higher than expected increases in salary will increase the defined benefit obligation.

Demographic risk:

This is the risk of variability of results due to unsystematic nature of decrements that include mortality, withdrawal, disability and retirement. The effect of these decrements on the defined benefit obligation is not straight forward and depends upon the combination of salary increase, discount rate and vesting criteria. It is important not to overstate withdrawals because in the financial analysis the retirement benefit of a short career employee typically costs less per year as compared to a long service employee.

40. Capital management

(a) Capital management and gearing ratio

For the purpose of the Company's capital management, capital includes issued equity capital, share premium and all other equity reserves attributable to the equity holders. The primary objective of the company's capital management is to maximise the shareholder value.

The company manages its capital structure and makes adjustments in light of changes in economic conditions and the requirements of the financial covenants. The company monitors capital using a gearing ratio, which is debt divided by total capital. The company includes within debt, interest bearing loans and borrowings.

The Company funds its operations through internal accruals and aims at maintaining a strong capital base to support the future growth of its business.

(b) Particulars relating to short term borrowings

The company has obtained cash credit facilities under multiple banking from HFDC Bank Limited and State Bank of India, which are secured by

- first pari-passu charge by way of hypothecation over the entire current assets of the Company (except Hotel divison) and
- first pari-passu charge by the consortium on Land and Building and other movable fixed assets inlcuding Plant and machinery, both present and future of Unit I (Freehold) at Gat No. 194, 195, 196, 197 & 201, Tamalwadi, Osmanabad, Maharashtra and Unit III (Leasehold) at Plot No E-7 & E-8, MIDC, Chincholi, Solapur, Maharashtra.

These loans carry interest rate ranging from 9.09% p.a to 10.20% p.a.

As on 31<sup>st</sup> March, 2025, there is no outstanding amount under these facilities

(c) Dividends

Particulars	Year ended March 31, 2025	Year ended March 31, 2024
<b>(i) Equity shares</b>		
Final dividend for the year ended March 31, 2024 of ₹11/- per fully paid share	3,564.11	
Final dividend for the year ended March 31, 2023 of ₹10/- per fully paid share		3,240.10
<b>(i) Dividends not recognised at the end of the reporting period</b>		
Directors have recommended the payment of final dividend of ₹11.00 (PY ₹11.00) per fully paid equity share. This proposed dividend is subject to the approval of shareholders in the ensuing annual general meeting.	3,564.11	3,564.11

Notes Forming Part of the Standalone Financial Statements

for the year ended March 31, 2025

(All amounts are in ₹ lakh, except for share data or as otherwise stated)

41. Financial instruments and risk management

Fair values

The carrying amounts of trade payables, other financial liabilities (current),trade receivables, cash and cash equivalents, other bank balances and loans are considered to be the same as fair value due to their short term nature.

The fair value of financial assets and liabilities is included at the amount at which the instrument could be exchanged in a current transaction between willing parties, other than in a forced or liquidation sale.

Set out below, is a comparison by class of the carrying amounts and fair value of the Company's financial instruments, other than those with carrying amounts that are reasonable approximation of fair values:

(i) Categories of financial instruments

Particulars	Level	As at March 31, 2025		As at Mar 31 2024	
		Carrying amount	Fair value*	Carrying amount	Fair value*
<b>Financial assets</b>					
<b>Measured at amortised cost:</b>					
<b>Non-current</b>					
Investments	3	6,600.00	6,600.00	6,600.00	6,600.00
Other financial assets	3	660.56	660.56	582.15	582.15
<b>Current</b>					
Trade receivables	3	24,551.79	24,551.79	26,223.75	26,223.75
Cash and cash equivalents	3	3,849.24	3,849.24	3,090.17	3,090.17
Other bank balances	3	20,458.79	20,458.79	17,482.31	17,482.31
Other financial assets	3	27.38	27.38	24.07	24.07
<b>Measured at FVTPL:</b>					
<b>Non-current</b>					
Investments	3	0.10	0.10	0.10	0.10
<b>Total</b>		<b>56,147.86</b>	<b>56,147.86</b>	<b>54,002.56</b>	<b>54,002.56</b>
<b>Financial liabilities</b>					
<b>Measured at amortised cost:</b>					
<b>Non-current</b>					
Lease liabilities	3	42.12	-	-	-
Other financial liabilities	3	106.84	106.84	106.49	106.49
<b>Current</b>					
Trade payables	3	6,636.61	6,636.61	7,300.35	7,300.35
Other financial liabilities	3	3,735.03	3,735.03	4,497.32	4,497.32
<b>Total</b>		<b>10,520.60</b>	<b>10,478.48</b>	<b>11,904.15</b>	<b>11,904.15</b>

\*Fair value of instruments is classified in various fair value hierarchies based on the following three levels:

**Level 1:** Level 1 hierarchy includes financial instruments measured using quoted prices. This includes listed equity instruments, traded bonds and mutual funds that have quoted price. The fair value of all equity instruments (including bonds) which are traded in the stock exchanges is valued using the closing price as at the reporting period. The mutual funds are valued using the closing NAV.

**Level 2:** The fair value of financial instruments that are not traded in an active market (for example, traded bonds, over-the-counter derivatives) is determined using valuation techniques which maximise the use of observable market data and rely as little as possible on entity-specific estimates. If all significant inputs required to fair value an instrument are observable, the instrument is included in level 2.

**Level 3:** If one or more of the significant inputs is not based on observable market data, the instrument is included in level 3. This is the case for unlisted equity securities, contingent consideration and indemnification asset included in level 3.



Notes Forming Part of the Standalone Financial Statements

for the year ended March 31, 2025

(All amounts are in ₹ lakh, except for share data or as otherwise stated)

There are no transfers between levels 1 and 2 during the year. The company’s policy is to recognise transfers into and transfers out of fair value hierarchy levels as at the end of the reporting period.

Management uses its best judgement in estimating the fair value of its financial instruments. However, there are inherent limitations in any estimation technique. Therefore, for substantially all financial instruments, the fair value estimates presented above are not necessarily indicative of the amounts that the Company could have realized or paid in sale transactions as of respective dates. As such, the fair value of financial instruments subsequent to the reporting dates may be different from the amounts reported at each reporting date.

The Company is exposed to market risk (fluctuation in foreign currency exchange rates, price and interest rate), liquidity risk and credit risk, which may adversely impact the fair value of its financial instruments. The Company assesses the unpredictability of the financial environment and seeks to mitigate potential adverse effects on the financial performance of the Company.

(A) Market risk

Market risk is the risk that the fair value or future cash flows of a financial instrument will fluctuate because of changes in market prices. Market risk comprises of currency risk, interest rate risk and price risk.

Financial instruments affected by market risk include loans and borrowings, trade receivables and trade payables involving foreign currency exposure. The sensitivity analyses in the following sections relate to the position as at March 31, 2025 and March 31, 2024.

The analysis excludes the impact of movements in market variables on the carrying values of financial assets and liabilities .

The sensitivity of the relevant profit or loss item is the effect of the assumed changes in respective market risks. This is based on the financial assets and financial liabilities held at 31 March 2025 and 31 March 2024.

(i) Foreign currency exchange rate risk

Foreign currency risk is the risk that the fair value or future cash flows of an exposure will fluctuate because of changes in foreign exchange rates. The Company’s exposure to the risk of changes in foreign exchange rates relates primarily to the trade/ other payables and trade/other receivables. The risks primarily relate to fluctuations in US Dollar and Euros against the functional currencies of the Company. The Company’s exposure to foreign currency changes for all other currencies is not material. The Company evaluates the impact of foreign-exchange rate fluctuations by assessing its exposure to exchange rate risks.

The following tables demonstrate the sensitivity to a reasonably possible change in US dollars and Euro exchange rates, with all other variables held constant. The impact on the Company’s profit before tax is due to changes in the fair value of monetary assets and liabilities.

(ii) Sensitivity

The sensitivity of profit or loss to changes in the exchange rates arises mainly from foreign currency denominated financial instruments and from foreign forward exchange contracts:

Foreign Currency Exposure

Particulars	As at March 31, 2025		As at March 31, 2024	
	USD	Others*	USD	Others*
Bank balances	2,079.34	21.61	585.62	4.94
Trade receivables	2,306.69	746.56	2,795.84	836.34
Trade payables	(3,111.13)	-	(3,384.98)	-
Net exposure to foreign currency risk	1,274.90	768.17	(3.52)	841.28

\* Others mainly include currencies such as the Euro, Australian Dollar, United Arab Emirates Dirham and South Korean Won.

Notes Forming Part of the Standalone Financial Statements

for the year ended March 31, 2025

(All amounts are in ₹ lakh, except for share data or as otherwise stated)

Particulars	Increase/(decrease) in profit before tax		Increase/(decrease) in other components of equity	
	March 31, 2025	March 31, 2024	March 31, 2025	March 31, 2024
Change in USD				
1% increase	12.75	(0.04)	9.54	(0.03)
1% decrease	(12.75)	0.04	(9.54)	0.03
Change in Others *				
1% increase	7.68	8.41	5.75	6.30
1% decrease	(7.68)	(8.41)	(5.75)	(6.30)

\* Others mainly include currencies such as the Euro, Australian Dollar, United Arab Emirates Dirham and South Korean won.

The movement in the pre-tax effect is a result of a change in the fair value of monetary assets and liabilities denominated in US dollars and Other currencies, where the functional currency of the entity is a currency other than US dollars and Other currencies.

(iii) Interest rate risk

Interest rate risk is the risk that the fair value or future cash flows of a financial instrument will fluctuate because of change in market interest rates. The Company’s exposure to the risk of changes in market interest rates relates primarily to the Company’s debt obligations with floating interest rates. As the Company has certain debt obligations with floating interest rates, exposure to the risk of changes in market interest rates are dependent of changes in market interest rates. Management monitors the movement in interest rate and, wherever possible, reacts to material movements in such rates by restructuring its financing arrangement.

As the Company has no significant interest bearing assets, the income and operating cash flows are substantially independent of changes in market interest rates.

The following table demonstrates the sensitivity to a reasonably possible change in interest rates on that portion of loans and borrowings affected. With all other variables held constant, the Company’s profit before tax is affected through the impact on floating rate borrowings, as follows:

Particulars	Increase/(decrease) in profit before tax		Increase/(decrease) in other components of equity	
	March 31, 2025	March 31, 2024	March 31, 2025	March 31, 2024
Change in interest rate				
increase by 100 basis points	(2.03)	(6.00)	(1.52)	(4.49)
decrease by 100 basis points	2.03	6.00	1.52	4.49

The assumed increase/decrease in interest rate for sensitivity analysis is based on the currently observable market environment.

(B) Credit Risk

Credit risk is the risk arising from credit exposure to customers, cash and cash equivalents held with banks and current and non-current held-to financial assets of the Company include trade receivables, security deposits held with government authorities and bank deposits which represents Company’s maximum exposure to the credit risk.

With respect to credit exposure from customers, the Company has a procedure in place aiming to minimise collection losses. Credit Control team assesses the credit quality of the customers, their financial position, past experience in payments and other relevant factors. The Company’s exposure to credit risk is influenced mainly by the individual characteristics of each customer. However, management also considers the factors that may influence the credit risk of its customer base, including default risk associate with the industry and country in which customers operate. Credit quality of a customer is assessed based on an extensive credit rating scorecard and individual credit limits are defined in accordance with this assessment. With respect to other financial assets viz., loans & advances, deposits with government and banks, the credit risk is insignificant since the loans & advances are given to employees only and deposits are held with government bodies and reputable banks. The credit quality of the financial assets is satisfactory, taking into account the allowance for credit losses.

Notes Forming Part of the Standalone Financial Statements

for the year ended March 31, 2025

(All amounts are in ₹ lakh, except for share data or as otherwise stated)

Credit risk on trade receivables and other financial assets is evaluated as follows:

(i) Expected credit loss for trade receivables under simplified approach:

Particulars	As at March 31, 2025	As at March 31, 2024
Gross carrying amount	24,551.79	26,223.75
Expected credit losses (Loss allowance provision)	(30.52)	-
Carrying amount of trade receivables	24,582.31	26,223.75

(ii) Expected credit loss for other financial assets under simplified approach:

Particulars	As at March 31, 2025	As at March 31, 2024
Gross carrying amount	687.95	606.22
Expected credit losses (Loss allowance provision)	-	-
Carrying amount of other financial assets	687.95	606.22

(iii) Significant estimates and judgements

Impairment of financial assets:

The impairment provisions for financial assets disclosed above are based on assumptions about risk of default and expected loss rates. The company uses judgement in making these assumptions and selecting the inputs to the impairment calculation, based on the company's past history, existing market conditions as well as forward looking estimates at the end of each reporting period.

(C) Liquidity risk

Prudent liquidity risk management implies maintaining sufficient cash and the availability of funding to meet obligations when due and to close out market positions. Company's treasury maintains flexibility in funding by maintaining availability under deposits in banks.

Management monitors cash and cash equivalents on the basis of expected cash flows.

(i) Financing arrangements:

The company had access to the following undrawn borrowing facilities at the end of the year

Particulars	March 31, 2025	March 31, 2024
Expiring within one year (bank overdraft and other facilities)	9,700	14,500

(ii) Maturities of financial liabilities

Contractual maturities of financial liabilities as at :

Particulars	March 31, 2025		March 31, 2024	
	Less than 12 months	More than 12 months	Less than 12 months	More than 12 months
Trade payables	6,636.61	-	7,300.34	-
Other financial liabilities	3,735.03	106.84	4,497.32	106.49
Lease liabilities	5.30	36.82	-	-
Total	10,371.64	106.84	11,797.66	106.49

(iii) Management expects finance costs to be incurred for the year ending March 31, 2026 is ₹936.12 lakh.

Notes Forming Part of the Standalone Financial Statements

for the year ended March 31, 2025

(All amounts are in ₹ lakh, except for share data or as otherwise stated)

42. Segment information

(a) Description of segments and principal activities

The Company's Managing Director and Chief Financial Officer examine the Company's performance from a product perspective and have identified two reportable segments:

- Chemicals - Manufacturing of speciality chemicals, aliphatic amines and derivatives
- Hotel - Providing hotel, restaurant and hospitality services

Segment revenue and expenses:

The Company has an established basis of allocating Joint/Corporate expenses to the segments, which is reasonable, and followed consistently. All other segment revenue and expenses are attributable to the segments. Certain Expenses/Income are not specifically allocable to specific segments and accordingly these expenses are disclosed as unallocated corporate expenses or income and adjusted only against the total income of the company. Segment result includes the respective other income.

Segment assets and liabilities:

Segment assets include all operating assets used by a segment and consist principally of operating cash, debtors, inventories and fixed assets, net of allowances and provisions that are reported as direct offsets in the balance sheet. While most assets can be directly attributed to individual segments, the carrying amount of certain assets used jointly by two or more segments is allocated to the segments on a reasonable basis. In such cases, the entire revenue and expenses of these assets including depreciation are also allocated to the same segments. Assets which are not allocable to the segments have been disclosed as 'unallocated corporate assets'. Segment liabilities include all operating liabilities and consist principally of creditors and accrued liabilities. Segment assets and liabilities do not include deferred income taxes. The loans and other borrowings that are not specifically allocable to the various segments are disclosed as 'unallocated corporate liabilities'.

Inter segment transfers:

The Company adopts a policy of pricing inter-segment transfers at cost to the transferor segment.

Summary of segment information

Particulars	Year ended March 31, 2025	Year ended March 31, 2024
A. Revenue		
Segment Revenue		
Chemicals	1,26,096.36	1,32,698.73
Hotel	3,320.08	2,985.33
Inter segment revenue	(23.43)	(26.53)
Total Revenue	1,29,393.01	1,35,657.52
B. Segment profit		
Chemicals	20,016.47	22,407.52
Hotel	866.10	844.51
Segment operating profit	20,882.56	23,252.03
Reconciliation of segment operating profit to operating profit		
Unallocated:		
Unallocated corporate expenses	(44.79)	(88.64)
Unallocated corporate income	244.67	216.47
Operating profit	21,082.44	23,379.86
Finance costs	185.74	217.91
Profit before tax	20,896.70	23,161.95
Income tax expense	5,275.43	6,031.54
Profit after tax	15,621.28	17,130.41

Notes Forming Part of the Standalone Financial Statements

for the year ended March 31, 2025

(All amounts are in ₹ lakh, except for share data or as otherwise stated)

Particulars	Year ended March 31, 2025	Year ended March 31, 2024
<b>Segment assets</b>		
Chemicals	1,78,194.95	1,66,567.19
Hotel	5,693.69	5,931.26
Unallocated corporate assets	1,142.71	1,099.26
<b>Total assets</b>	<b>1,85,031.35</b>	<b>1,73,597.71</b>
<b>Segment liabilities</b>		
Chemicals	11,070.37	12,620.07
Hotel	430.27	365.50
Unallocated corporate liabilities	8,007.81	7,173.20
<b>Total liabilities</b>	<b>19,508.45</b>	<b>20,158.77</b>

Particulars	As at March, 31, 2025	As at March, 31, 2024
<b>Geographical segment assets</b>		
<b>India</b>		
Current	73,106.27	72,752.51
Non Current	1,07,902.10	95,658.51
<b>Outside India</b>		
Current	3,053.25	3,632.17
Non Current	969.74	1,554.51
<b>TOTAL</b>	<b>1,85,031.36</b>	<b>1,73,597.71</b>

Particulars	Year ended March 31, 2025	Year ended March 31, 2024
<b>Geographical segment revenue</b>		
India	1,10,515.61	1,13,048.17
Outside India	16,596.10	19,408.44
<b>Revenue from operations</b>	<b>1,27,111.71</b>	<b>1,32,456.61</b>

(b) Information about products/services:

Revenue from external customers - Sale of Chemicals : ₹1,24,081.75 lakh (P.Y. 1,30,836.75 lakh)

Revenue from external customers - Sale of Hotel : ₹3,277.47 lakh (P.Y. 2,947.7 lakh)

(c) The company has not made external sales to a single customer meeting the criteria of 10% or more of the entity's revenue.

43. Ind AS 115 - Revenue from contracts with customers

(A) The Company is primarily in the Business of manufacture and sale of Speciality Chemicals and Hotel Industry. All product sales are made at a point in time and revenue recognised upon satisfaction of the performance obligations which is typically upon dispatch or delivery. All service sales are made over a period of time and revenue is recognised based on percentage of completion method. The Company has a credit evaluation policy based on which the credit limits for the trade receivables are established, the Company does not give significant credit period resulting in no significant financing component.

Notes Forming Part of the Standalone Financial Statements

for the year ended March 31, 2025

(All amounts are in ₹ lakh, except for share data or as otherwise stated)

(B) Reconciliation of revenue recognised from contract liability (Advance from customers):

Particulars	As at March, 31, 2025	As at March, 31, 2024
Opening contract liability	293.69	252.11
Less: Recognised as revenue during the year	(9,744.57)	(11,311.77)
Add: Addition to contract liability during the year	10,014.41	11,353.35
Closing contract liability	563.53	293.69

(C) Reconciliation of revenue as per contract price and as recognised in statement of profit and loss:

Particulars	As at March, 31, 2025	As at March, 31, 2024
Revenue from contract with customer as per contract price	1,27,449.28	1,32,423.04
Less: Sales Returns/credits/reversals	(337.57)	(33.56)
Revenue from contract with customer as per statement of profit and loss	1,27,111.71	1,32,456.61

(D) Disaggregation of revenue from contracts with customers

Particulars	Year ended March 31, 2025	Year ended March 31, 2024
India	1,10,515.61	1,13,048.17
Argentina	134.19	-
Australia	675.08	365.54
Bangladesh	-	77.73
Bahrain	-	117.02
Belgium	905.65	141.95
Brazil	-	106.02
China	0.55	-
France	-	428.83
Germany	648.89	2,193.39
Indonesia	17.45	39.38
Italy	3,244.11	3,981.02
Japan	673.50	599.36
Korea	267.44	359.39
Malaysia	41.89	184.94
Mexico	460.57	549.52
Morocco	96.73	237.54
Netherlands	1,507.18	522.40
Norway	117.59	948.72
Philippines	2,546.33	1,283.73
Saudi Arabia	291.21	149.30
Singapore	186.67	527.25
South Africa	-	49.82
Spain	99.16	1,759.84
Taiwan	80.95	-
Thailand	48.94	28.76
Turkey	75.47	217.55



Notes Forming Part of the Standalone Financial Statements

for the year ended March 31, 2025

(All amounts are in ₹ lakh, except for share data or as otherwise stated)

Particulars	Year ended March 31, 2025	Year ended March 31, 2024
UAE	283.56	559.54
United Kingdom	301.05	450.70
USA	3,762.48	3,484.18
Vietnam	-	28.59
New Zealand	-	16.44
Poland	129.45	-
TOTAL	1,27,111.71	1,32,456.61

44. Analytical Ratios

S. No.	Particulars	Numerator	Denominator	March 31, 2025	March 31, 2024	% Variance	Reasons for Variance
1	Current ratio (in times)	Total current assets	Total current liabilities	6.68	5.95	12.33%	-
2	Return on equity (in %)	Net profit after tax	Average total equity	9.80	11.67	(16.10%)	-
3	Inventory turnover ratio (in times)	Net sales	Average inventory	4.96	5.05	(1.71%)	-
4	Trade receivables turnover ratio (in times)	Net sales	Average trade receivables	5.02	5.12	(2.03%)	-
5	Trade payables turnover ratio (in times)	Total purchases	Average trade payables	13.93	18.24	(23.62%)	-
6	Net capital turnover ratio	Sales	Working capital	1.97	2.11	(6.59%)	-
7	Net profit ratio (in %)	Net profit after tax	Sales	12.27	12.80	(4.21%)	-
8	Return on capital employed (in %)	Earnings before interest and taxes (EBIT)	Capital employed	12.17	14.60	(16.63%)	-
9	Return on Investment (in %)	Realised and unrealised gain on investments	Average Investments	-	0.45	(100.00%)	Mutual funds were sold in the previous year

Ratios are given to the extent applicable.

45. Additional regulatory information

a. Registration or satisfaction of charges with Registrar of Companies (RoC)

As on March 31, 2025, there are no charges pending creation or satisfaction.

However, in the past the Company had availed working capital and term loan facilities from consortium bankers for which charges were created with the Registrar of Companies, Pune. As on March 31, 2025, there are no dues towards the term loan secured by the below mentioned charge. The Company has approached the consortium bankers to ensure filing of modification of the said charge with the RoC.

S. No.	Charge ID	Charge created in favour of	Amount
1	90086643	Bank of Baroda, HDFC Bank Limited and State Bank of India	29,500.00

Notes Forming Part of the Standalone Financial Statements

for the year ended March 31, 2025

(All amounts are in ₹ lakh, except for share data or as otherwise stated)

b. Borrowings on the basis of security of current assets

The Company has borrowings from banks on the basis of security of current assets. The quarterly statements of current assets filed by the Company with banks are in agreement with the books of accounts.

c. Title deeds of immovable properties not held in the name of the Company

The title deeds of immovable properties not held in the name of the Company are as follows

S. No	Relevant line item in the Balance Sheet	Description of item of property	Gross carrying value	Whether title deed holder is a promoter, director or relative# of promoter* / director or employee of promoter / director	Property held since which date	Reason for not being held in the name of the company
1	Land	Freehold land at Industrial Development Area, Bollaram, Sangareddy District Telangana	4.34	No	Since FY 2017-18	Application for transfer of title pending with SRO. The land is not in dispute.
2	Investment Property - Land	Freehold land at Gollagudem – Nandikandi, Sadashivpet, Sangareddy District Telangana	163.31	No	Since FY 2017-18	Application for transfer of title pending with SRO. The land is not in dispute.

46. Note on “Code on Social Security, 2020”

The Indian Parliament has approved the ‘Code on Social Security, 2020’ (‘the Code’) which would impact the contributions by the Company towards Provident Fund and Gratuity. The Ministry of Labour and Employment has released draft rules for the Code on Social Security, 2020 on November 13, 2020, and has invited suggestions from stakeholders which are under active consideration by the Ministry. The Company will assess the impact and its evaluation once the subject rules are notified and will give appropriate impact in its financial statements in the period in which, the Code becomes effective and the related rules to determine the financial impact are published.

47. No funds have been advanced or loaned or invested (either from borrowed funds or share premium or any other sources or kind of funds) by the Company to or in any other person(s) or entity(ies), including foreign entities (“Intermediaries”) with the understanding, whether recorded in writing or otherwise, that the Intermediary shall lend or invest in party identified by or on behalf of the Company (Ultimate Beneficiaries). The Company has not received any fund from any party(s) (Funding Party) with the understanding that the Company shall whether, directly or indirectly lend or invest in other persons or entities identified by or on behalf of the Funding Party (“Ultimate Beneficiaries”) or provide any guarantee, security or the like on behalf of the Ultimate Beneficiaries.

48. The company has used an accounting software for maintaining its books of account having the feature of recording audit trail (edit log) facility and the same has operated throughout the year for all relevant transactions recorded in the software. Also the audit trail is not disabled/tampered. Further, the audit trail (edit log) is preserved as per the provisions of the Companies Act. The feature of recording audit trail (edit log) facility at database level is not enabled.

As per our report of even date

For **M. Anandam & Co.,**  
Chartered Accountants  
(Firm Regn No: 000125S)

For and on behalf of Board of Directors

Sd/-  
**M V Ranganath**  
Partner  
Membership No. 028031  
Place : Hyderabad  
Date : May 28, 2025

Sd/-  
**A Prathap Reddy**  
Executive Chairman  
DIN 00003967  
Place : Hyderabad  
Date : May 28, 2025

Sd/-  
**D Ram Reddy**  
Managing Director  
DIN 00003864  
Place : Hyderabad  
Date : May 28, 2025

Sd/-  
**A Srinivas Reddy**  
Whole Time Director & CFO  
DIN 03169721  
Place : Hyderabad  
Date : May 28, 2025

Sd/-  
**Abhijeet Kothadiya**  
Company Secretary  
M No : A68288  
Place : Solapur  
Date : May 28, 2025

# INDEPENDENT AUDITOR’S REPORT

To the Members of Balaji Amines Limited  
Report on the Audit of the Consolidated Financial Statements

Opinion

We have audited the consolidated financial statements of Balaji Amines Limited (hereinafter referred to as “the Holding Company”) and its subsidiary Balaji Speciality Chemicals Limited (the Holding Company and its subsidiary together referred to as “the Group”), which comprise the Consolidated Balance Sheet as at March 31, 2025, and the Consolidated Statement of Profit and Loss (including Other Comprehensive Income), the Consolidated Statement of Changes in Equity and the Consolidated Statement of Cash Flows for the year then ended, and notes to the consolidated financial statements, including a summary of the material accounting policies and other explanatory information (hereinafter referred to as “the consolidated financial statements”).

In our opinion and to the best of our information and according to the explanations given to us, the aforesaid consolidated financial statements give the information required by the Companies Act, 2013 (“the Act”), in the manner so required and give a true and fair view in conformity with Indian Accounting Standards prescribed under section 133 of the Act read with the Companies (Indian Accounting Standards) Rules, 2015, as amended, (“Ind AS”) and other accounting principles generally accepted in India, of the consolidated state of affairs of the Group as at March 31, 2025, of its consolidated profit (including other comprehensive income), consolidated changes in equity and its consolidated cash flows for the year ended on that date.

Basis for Opinion

We conducted our audit of the consolidated financial statements in accordance with the Standards on Auditing (SAs) specified under section 143(10) of the Companies Act, 2013. Our responsibilities under those Standards are further described in the Auditor’s Responsibilities for the Audit of the Consolidated Financial Statements section of our report. We are independent of the Group, in accordance with the ethical requirements that are relevant to our audit of the consolidated financial statements in India in terms of the Code of Ethics issued by the Institute of Chartered Accountants of India (“ICAI”) and the relevant provisions of the Companies Act, 2013, and we have fulfilled our other ethical responsibilities in accordance with these requirements. We believe that the audit evidence we have obtained is sufficient and appropriate to provide a basis for our opinion.

Key Audit Matters

Key audit matters are those matters that, in our professional judgement, were of most significance in our audit of the consolidated financial statements of the current period. These matters were addressed in the context of our audit of the consolidated financial statements as a whole, and in forming our opinion thereon, and we do not provide a separate opinion on these matters. We have determined the matters described below to be the key audit matters to be communicated in our report.

Sr. No.	Key Audit Matter	Auditor’s Response
1.	<b>Revenue Recognition</b>  Revenue from the sale of goods (hereinafter referred to as “Revenue”) is recognised when the Group performs its obligation to its customers and the amount of revenue can be measured reliably and recovery of the consideration is probable. The timing of such recognition is when the control over goods is transferred to the customers, which is mainly upon delivery.  The timing of revenue recognition is relevant to the reported performance of the Group. The management considers revenue as a key measure for evaluation of performance. There is a risk of revenue being recorded before the control over goods is transferred.  Refer Note 1.3A of the consolidated financial statements – Material Accounting Policies.	<b>Principal Audit Procedures</b>  Our audit approach was a combination of tests of internal controls and substantive procedures including: <ul style="list-style-type: none"><li>Assessing the appropriateness of Group’s revenue recognition in line with Ind AS 115 – Revenue from Contracts with Customers.</li><li>Evaluating the design and implementation of Group’s controls in respect of revenue recognition.</li><li>Testing the effectiveness of such controls over revenue cut off at the year end.</li><li>Testing the supporting documentation for sales transactions recorded during the period closer to the year-end and subsequent to the year-end, including examination of credit notes issued after the year end to determine whether revenue was recognised in the correct period.</li></ul>

Sr. No.	Key Audit Matter	Auditor’s Response
2.	<b>Appropriateness of capitalisation of costs as per Ind AS 16 Property, Plant and Equipment</b>  During the year, the Holding Company capitalised ₹153.89 crore as Property, plant and equipment.  Given the significance of the capital expenditure, there is a risk that elements of costs that are ineligible for capitalization in accordance with the recognition criteria provided in Ind AS 16 - Property, Plant and Equipment are capitalized.  Refer Note 1.3B of the consolidated financial statements – Material Accounting Policies.	<b>Principal Audit Procedures</b>  We have performed the following procedures in relation to testing of capitalization of costs: <ul style="list-style-type: none"><li>Understood, evaluated and tested the design and operating effectiveness of key controls relating to capitalization of various costs incurred in relation to Property, Plant and Equipment.</li><li>Performed test of details with focus on those items that we considered significant due to their amount or nature and tested a number of items capitalized during the year against underlying supporting documents to ascertain nature of costs and whether they meet the recognition criteria provided in Ind AS 16 in this regard.</li></ul> Reviewed the other costs which are debited to Statement of Profit and Loss, to ascertain whether these meet the criteria for capitalization.

Information Other than Financial Statements (Other Information)

The Holding Company’s Board of Directors is responsible for the other information. The other information comprises the information included in the Annual Report but does not include the consolidated financial statements and our auditor’s report thereon.

Our opinion on the consolidated financial statements does not cover the other information and we do not express any form of assurance conclusion thereon.

In connection with our audit of the consolidated financial statements, our responsibility is to read the other information identified above when it becomes available and, in doing so, consider whether the other information is materially inconsistent with the consolidated financial statements or our knowledge obtained in the audit or otherwise appears to be materially misstated.

If, based on the work we have performed, we conclude we conclude that that there is a material misstatement of this other information, we are required to report that fact. We have nothing to report in this regard.

Responsibilities of Management and Those Charged with Governance for the Consolidated Financial Statements

The Holding Company’s Board of Directors is responsible for the preparation and presentation of the consolidated financial statements in term of the requirements of the Act that give a true and fair view of the consolidated financial position, consolidated financial performance, consolidated changes in equity and consolidated cash flows of the Group in accordance with the accounting principles generally accepted in India, including the Accounting Standards specified under section 133 of the Act. The respective Board of Directors of the companies included in the Group are responsible for maintenance of adequate accounting records in accordance with the provisions of the Act for safeguarding of the assets of the Group and for preventing and detecting frauds and other irregularities;

selection and application of appropriate accounting policies; making judgments and estimates that are reasonable and prudent; and design, implementation and maintenance of adequate internal financial controls, that were operating effectively for ensuring the accuracy and completeness of the accounting records, relevant to the preparation and presentation of the consolidated financial statements that give a true and fair view and are free from material misstatement, whether due to fraud or error, which have been used for the purpose of preparation of the consolidated financial statements by the Directors of the Holding Company, as aforesaid.

In preparing the consolidated financial statements, the respective Board of Directors of the companies included in the Group are responsible for assessing the ability of the respective entities to continue as a going concern, disclosing, as applicable, matters related to going concern and using the going concern basis of accounting unless the respective management either intend to liquidate their respective entities or to cease operations, or has no realistic alternative but to do so.

Those respective Board of Directors of the companies included in the Group are also responsible for overseeing the financial reporting process of the Group.

Auditor’s Responsibilities for the Audit of the Consolidated Financial Statements

Our objectives are to obtain reasonable assurance about whether the consolidated financial statements as a whole are free from material misstatement, whether due to fraud or error, and to issue an auditor’s report that includes our opinion. Reasonable assurance is a high level of assurance, but is not a guarantee that an audit conducted in accordance with SAs will always detect a material misstatement when it exists. Misstatements can arise from fraud or error and are considered material if, individually or in the aggregate, they could reasonably be expected to influence the economic decisions of users taken on the basis of the consolidated financial statements.

As part of an audit in accordance with SAs, we exercise professional judgement and maintain professional skepticism throughout the audit. We also:

- Identify and assess the risks of material misstatement of the consolidated financial statements, whether due to fraud or error, design and perform audit procedures responsive to those risks, and obtain audit evidence that is sufficient and appropriate to provide a basis for our opinion. The risk of not detecting a material misstatement resulting from fraud is higher than for one resulting from error, as fraud may involve collusion, forgery, intentional omissions, misrepresentations, or the override of internal control.
- Obtain an understanding of internal control relevant to the audit in order to design audit procedures that are appropriate in the circumstances. Under section 143(3)(i) of the Act, we are also responsible for expressing our opinion on whether the Holding Company has adequate internal financial controls with reference to consolidated financial statements and the operating effectiveness of such controls.
- Evaluate the appropriateness of accounting policies used and the reasonableness of accounting estimates and related disclosures made by management.
- Conclude on the appropriateness of management’s use of the going concern basis of accounting and, based on the audit evidence obtained, whether a material uncertainty exists related to events or conditions that may cast significant doubt on the Group’s ability to continue as a going concern. If we conclude that a material uncertainty exists, we are required to draw attention in our auditor’s report to the related disclosures in the consolidated financial statements or, if such disclosures are inadequate, to modify our opinion. Our conclusions are based on the audit evidence obtained up to the date of our auditor’s report. However, future events or conditions may cause the Group to cease to continue as a going concern.
- Evaluate the overall presentation, structure and content of the consolidated financial statements, including the disclosures, and whether the consolidated financial statements represent the underlying transactions and events in a manner that achieves fair presentation.
- Obtain sufficient appropriate audit evidence regarding the financial information of the entities or business activities within the Group to express an opinion on the consolidated financial statements.

Materiality is the magnitude of misstatements in the consolidated financial statements that, individually or in aggregate, makes it probable that the economic decisions of a reasonably knowledgeable user of the financial statements may be influenced. We consider quantitative materiality and qualitative factors in (i) planning the scope of our audit work and in evaluating the results of our work; and (ii) to evaluate the effect of any identified misstatements in the financial statements.

We communicate with those charged with governance regarding, among other matters, the planned scope and timing of the audit and significant audit findings, including any significant deficiencies in internal control that we identify during our audit.

We also provide those charged with governance with a statement that we have complied with relevant ethical requirements regarding independence, and to communicate with them all relationships and other matters that may reasonably be thought to bear on our independence, and where applicable, related safeguards.

From the matters communicated with those charged with governance, we determine those matters that were of most significance in the audit of the consolidated financial statements of the current period and are therefore the key audit matters. We describe these matters in our auditor’s report unless law or regulation precludes public disclosure about the matter or when, in extremely rare circumstances, we determine that a matter should not be communicated in our report because the adverse consequences of doing so would reasonably be expected to outweigh the public interest benefits of such communication.

**Report on Other Legal and Regulatory Requirements**

1. As required by Section 143(3) of the Act, we report that:
  - a) We have sought and obtained all the information and explanations which to the best of our knowledge and belief were necessary for the purposes of our audit.
  - b) In our opinion, proper books of account as required by law have been kept by the Group so far as it appears from our examination of those books except for the matter stated in paragraph (i)(vi) below on reporting under Rule 11(g) of the Companies (Audit and Auditors) Rules, 2014.
  - c) The Consolidated Balance Sheet, the Consolidated Statement of Profit and Loss (including Other Comprehensive Income), Consolidated Statement of Changes in Equity and the Consolidated Statement of Cash Flows dealt with by this Report are in agreement with the relevant books of account maintained for the purpose of the preparation of the consolidated financial statements.
  - d) In our opinion, the aforesaid consolidated financial statements comply with the Indian Accounting Standards prescribed under Section 133 of the Act.
  - e) On the basis of the written representations received from the directors of the Holding Company and the subsidiary company as on March 31, 2025 taken on record by the Board of Directors of the respective company, none of the directors of the Holding Company and subsidiary company is disqualified as on March 31, 2025 from being appointed as a director in terms of Section 164 (2) of the Act.

- f) The modification relating to the maintenance of accounts and other matters connected therewith are as stated in paragraph 1(b) above and paragraph (i)(vi) below on reporting under Rule 11(g) of the Companies (Audit and Auditors) Rules, 2014.
- g) With respect to the adequacy of the internal financial controls with reference to consolidated financial statements and the operating effectiveness of such controls, refer to our separate Report in **“Annexure A”**.
- h) In our opinion and to the best of our information and according to the explanations given to us, the remuneration paid by the Holding Company and the subsidiary company to its respective directors during the year is in accordance with the provisions of section 197 of the Act.
- i) With respect to the other matters to be included in the Auditor’s Report in accordance with Rule 11 of the Companies (Audit and Auditors) Rules, 2014, in our opinion and to the best of our information and according to the explanations given to us:
  - i. The Group has disclosed the impact of pending litigations on its financial position in its consolidated financial statements (Refer Note No. 39a of the consolidated financial statements);
  - ii. The Group did not have any long-term contracts including derivative contracts for which there were any material foreseeable losses;
  - iii. There has been no delay in transferring amounts, required to be transferred, to the Investor Education and Protection Fund by the by the Holding Company. There are no amounts which were required to be transferred to the Investor Education and Protection Fund by the subsidiary company.
  - iv. (a) The respective Managements of the Holding Company and its subsidiary company have represented (Refer Note 47 of the consolidated financial statements) that, to the best of its knowledge and belief, no funds (which are material either individually or in the aggregate) have been advanced or loaned or invested (either from borrowed funds or share premium or any other sources or kind of funds) by the Holding Company or its subsidiary company to or in any other person or entity, including foreign entity (“Intermediaries”), with the understanding, whether recorded in writing or otherwise, that the Intermediary shall, whether, directly or indirectly lend or invest in other persons or entities identified in any manner whatsoever by or on behalf of the Holding Company or its

subsidiary company (“Ultimate Beneficiaries”) or provide any guarantee, security or the like on behalf of the Ultimate Beneficiaries;

- (b) The respective Managements of the Holding Company and its subsidiary company have represented (Refer Note 47 of the consolidated financial statements) that, to the best of its knowledge and belief, no funds (which are material either individually or in the aggregate) have been received by the Holding Company or its subsidiary company from any person or entity, including foreign entity (“Funding Parties”), with the understanding, whether recorded in writing or otherwise, that the Holding Company or its subsidiary company shall, whether, directly or indirectly, lend or invest in other persons or entities identified in any manner whatsoever by or on behalf of the Funding Party (“Ultimate Beneficiaries”) or provide any guarantee, security or the like on behalf of the Ultimate Beneficiaries;
- (c) Based on the audit procedures that have been considered reasonable and appropriate in the circumstances performed by us, nothing has come to our notice that has caused us to believe that the representations under sub-clause (i) and (ii) of Rule 11(e), as provided under (a) and (b) above, contain any material misstatement.
- v. The final dividend paid by the holding company during the year declared for the previous year is in accordance with Section 123 of the Act to the extent it applies to payment of dividend. The subsidiary company has not declared or paid any dividend during the year.

As stated in Note 42(c) of the consolidated financial statements, the Board of Directors of the Holding Company have proposed final dividend for the year which is subject to the approval of the members of the Holding Company at the ensuing Annual General Meeting. The dividend declared is in accordance with Section 123 of the Act to the extent it applies to declaration of dividend.
- vi. Based on our examination which included test checks, the Holding Company and its subsidiary have used an accounting software for maintaining its books of account which has a feature of recording audit trail (edit log) facility and the same has operated throughout the year for all relevant transactions recorded in the software. (Refer Note 48 of the standalone financial statements).



The accounting software used by the Holding Company and its subsidiary has not been enabled with the feature of audit trail log at the server or database to log direct file level changes.

Where audit trail (edit log) facility was enabled and operated throughout the year, we did not come across any instance of audit trail feature being tampered with.

Further, the audit trail in respect of the previous year has been preserved by the Company as per the statutory requirements for record retention.

2. As required by the Companies (Auditor’s Report) Order, 2020, (“the Order”) issued by the Central Government of India

in terms of Section 143 (11) of the Act, we give in **“Annexure B”** a statement on the matters specified in paragraph 3(xxi) of the Order.

For **M. Anandam & Co.,**  
Chartered accountants  
(Firm Registration No.0001255)

**M V Ranganath**  
Partner  
Membership No.028031  
UDIN: 25028031BMOQJD2613

Place: Hyderabad  
Date: May 28, 2025

## ANNEXURE “A”

### to the Independent Auditor’s Report

(Referred to in paragraph 1(f) under ‘Report on Other Legal Regulatory Requirements’ section of our report of even date)

#### Report on the Internal Financial Controls with reference to Consolidated Financial Statements under Clause (i) of Sub-section 3 of Section 143 of the Companies Act, 2013 (“the Act”)

##### Opinion

We have audited the internal financial controls with reference to the consolidated financial statements of Balaji Amines Limited (“the Holding Company”) and its subsidiary company as of 31 March 2025 in conjunction with our audit of the consolidated financial statements of the Holding Company and its subsidiary company for the year ended on that date.

In our opinion, to the best of our information and according to the explanations given to us, the Holding Company and the subsidiary company have, in all material respects, an adequate internal financial controls system with reference to the consolidated financial statements and such internal financial controls with reference to the consolidated financial statements were operating effectively as at 31 March 2025, based on the internal control over financial reporting criteria established by the Holding Company considering the essential components of internal control stated in the Guidance Note on Audit of Internal Financial Controls Over Financial Reporting issued by the Institute of Chartered Accountants of India.

##### Management’s Responsibility for Internal Financial Controls

The respective management of the companies included in the group are responsible for establishing and maintaining internal financial controls based on the internal control over financial reporting criteria established by the Holding Company considering the essential components of internal control stated in the Guidance Note on Audit of Internal Financial Controls over Financial Reporting issued by the Institute of Chartered Accountants of India (‘ICAI’). These responsibilities include the design, implementation and maintenance of adequate internal financial controls that were operating effectively for ensuring the orderly and efficient conduct of its business, including adherence to the Holding Company’s policies, the safeguarding of its assets, the prevention and detection of frauds and errors, the accuracy and completeness of the accounting records, and the timely preparation of reliable financial information, as required under the Companies Act, 2013.

##### Inherent Limitations of Internal Financial Controls with reference to the Consolidated Financial Statements

Because of the inherent limitations of internal financial controls with reference to the consolidated financial statements, including the possibility of collusion or improper management override of controls, material misstatements due to error or fraud may occur and not be detected. Also, projections of any evaluation of the internal financial controls with reference to the consolidated financial statements to

future periods are subject to the risk that the internal financial control with reference to the consolidated financial statements may become inadequate because of changes in conditions, or that the degree of compliance with the policies or procedures may deteriorate.

##### Auditor’s Responsibility

Our responsibility is to express an opinion on the Holding Company’s internal financial controls with reference to the consolidated financial statements based on our audit. We conducted our audit in accordance with the Guidance Note on Audit of Internal Financial Controls over Financial Reporting (the “Guidance Note”) and the Standards on Auditing prescribed under section 143(10) of the Companies Act, 2013, to the extent applicable to an audit of internal financial controls. Those Standards and the Guidance Note require that we comply with ethical requirements and plan and perform the audit to obtain reasonable assurance about whether adequate internal financial controls with reference to the consolidated financial statements were established and maintained and if such controls operated effectively in all material respects.

Our audit involves performing procedures to obtain audit evidence about the adequacy of the internal financial controls system with reference to the consolidated financial statements and their operating effectiveness. Our audit of internal financial controls with reference to the consolidated financial statements included obtaining an understanding of internal financial controls with reference to the consolidated financial statements, assessing the risk that a material weakness exists, and testing and evaluating the design and operating effectiveness of internal control based on the assessed risk. The procedures selected depend on the auditor’s judgment, including the assessment of the risks of material misstatement of the consolidated financial statements, whether due to fraud or error.

We believe that the audit evidence we have obtained is sufficient and appropriate to provide a basis for our audit opinion on the Group’s internal financial controls with reference to the consolidated financial statements.

##### Meaning of Internal Financial Controls with reference to the Consolidated Financial Statements

A Company’s internal financial control with reference to the consolidated financial statements is a process designed to provide reasonable assurance regarding the reliability of financial reporting and the preparation of financial statements for external purposes in accordance with generally accepted accounting

principles. A company's internal financial control with reference to the consolidated financial statements includes those policies and procedures that (1) pertain to the maintenance of records that, in reasonable detail, accurately and fairly reflect the transactions and dispositions of the assets of the company; (2) provide reasonable assurance that transactions are recorded as necessary to permit preparation of financial statements in accordance with generally

accepted accounting principles, and that receipts and expenditures of the company are being made only in accordance with authorisations of management and directors of the company; and (3) provide reasonable assurance regarding prevention or timely detection of unauthorised acquisition, use, or disposition of the company's assets that could have a material effect on the financial statements.

For **M. Anandam & Co.,**  
Chartered accountants  
(Firm Registration No.0001255)

**M V Ranganath**  
Partner  
Membership No.028031  
UDIN: 25028031BMOQJD2613

Place: Hyderabad  
Date: May 28, 2025

## ANNEXURE “B”

### to the Independent Auditor's Report

With reference to Paragraph 2 under 'Report on Other Legal and Regulatory Requirements' section of our report to the Members of the Company, we report that:

In terms of the information and explanations sought by us and given by the Holding Company and its subsidiary company, the books of

account and records examined by us in the normal course of audit and to the best of our knowledge and belief we state that there are no qualifications or adverse remarks in the report on Companies (Auditors Report) Order, 2020 of the companies included in the consolidated financial statements.

For **M. Anandam & Co.,**  
Chartered accountants  
(Firm Registration No.0001255)

**M V Ranganath**  
Partner  
Membership No.028031  
UDIN: 25028031BMOQJD2613

Place: Hyderabad  
Date: May 28, 2025

## Consolidated Balance Sheet

as at March 31, 2025

(All amounts are in ₹ lakh, except for share data or as otherwise stated)

Particulars	Note	As at March 31, 2025	As at March 31, 2024
<b>I. ASSETS</b>			
<b>Non-current assets</b>			
(a) Property, plant and equipment	2	99,806.24	89,106.43
(b) Capital work-in-progress	3	23,432.96	20,259.40
(c) Intangible assets under development	4	316.99	191.59
(d) Investment property	5	480.89	501.50
(e) Right-of-use assets	6.1	41.35	-
(f) Financial assets			
(i) Investments	7	0.10	0.10
(ii) Other financial assets	8	845.43	709.17
(g) Other non-current assets	9	6,191.25	4,148.95
		<b>1,31,115.21</b>	<b>1,14,917.14</b>
<b>Current Assets</b>			
(a) Inventories	10	27,378.41	28,689.92
(b) Financial assets			
(i) Trade receivables	11	27,527.35	31,939.89
(ii) Cash and cash equivalents	12	14,889.41	8,120.21
(iii) Other bank balances	13	20,463.93	25,859.04
(iv) Other financial assets	14	35.36	30.75
(c) Current tax assets (net)	15	32.73	-
(d) Other current assets	16	3,763.51	5,058.35
		<b>94,090.71</b>	<b>99,698.14</b>
<b>TOTAL ASSETS</b>		<b>2,25,205.92</b>	<b>2,14,615.28</b>
<b>II. EQUITY AND LIABILITIES</b>			
<b>Equity</b>			
(a) Equity share capital	17	648.02	648.02
(b) Other equity	18	1,83,857.79	1,71,537.80
<b>Attributable to the owners of the Parent</b>		<b>1,84,505.81</b>	<b>1,72,185.82</b>
Non-controlling interests		17,331.47	17,138.36
		<b>2,01,837.28</b>	<b>1,89,324.18</b>
<b>Liabilities</b>			
<b>Non-current liabilities</b>			
(a) Financial liabilities			
(i) Borrowings	19	151.52	1,060.61
(ii) Lease liabilities	6.2	36.82	-
(iii) Other financial liabilities	20	106.84	106.49
(b) Provisions	21	266.50	443.97
(c) Deferred tax liabilities (net)	22	9,838.05	8,749.82
(d) Other non current liabilities	23	-	59.82
		<b>10,399.73</b>	<b>10,420.71</b>
<b>Current Liabilities</b>			
<b>(a) Financial liabilities</b>			
(i) Borrowings	24	909.09	909.09
(ii) Lease liabilities	6.2	5.30	-
(iii) Trade payables			
a) Total outstanding dues of micro enterprises and small enterprises	25	946.53	2,143.83
b) Total outstanding dues of creditors other than micro enterprises and small enterprises		5,965.01	5,635.26
(iv) Other financial liabilities	26	4,205.91	5,027.89
(b) Other current liabilities	27	745.35	497.02
(c) Provisions	28	191.71	291.25
(d) Current tax liabilities (net)	15	-	366.06
		<b>12,968.91</b>	<b>14,870.39</b>
<b>TOTAL EQUITY AND LIABILITIES</b>		<b>2,25,205.92</b>	<b>2,14,615.28</b>

Material accounting policies

1 - 1.3

The accompanying notes are an integral part of the consolidated financial statements.

As per our report of even date

For **M. Anandam & Co.,**

Chartered Accountants  
(Firm Regn No: 0001255)

For and on behalf of Board of Directors

Sd/-  
**M V Ranganath**  
Partner  
Membership No. 028031  
Place : Hyderabad  
Date : May 28, 2025

Sd/-  
**A Prathap Reddy**  
Executive Chairman  
DIN 00003967  
Place : Hyderabad  
Date : May 28, 2025

Sd/-  
**D Ram Reddy**  
Managing Director  
DIN 00003864  
Place : Hyderabad  
Date : May 28, 2025

Sd/-  
**A Srinivas Reddy**  
Whole Time Director & CFO  
DIN 03169721  
Place : Hyderabad  
Date : May 28, 2025

Sd/-  
**Abhijeet Kothadiya**  
Company Secretary  
M No : A68288  
Place : Solapur  
Date : May 28, 2025

Consolidated Statement of Profit and Loss

for the year ended March 31, 2025

(All amounts are in ₹ lakh, except for share data or as otherwise stated)

Particulars	Note	Year ended March 31, 2025	Year ended March 31, 2024
<b>I. Income</b>			
Revenue from operations	29	1,39,708.44	1,64,151.30
Other income	30	3,320.32	2,963.77
<b>Total income</b>		<b>1,43,028.76</b>	<b>1,67,115.07</b>
<b>II. Expenses</b>			
Cost of materials consumed	31	76,418.41	91,624.97
Changes in inventories of work-in-progress and finished goods	32	1,646.91	(1,305.10)
Employee benefits expense	33	7,986.04	8,226.81
Finance costs	34	369.81	644.23
Depreciation and amortisation expense	35	4,843.63	4,537.36
Other expenses	36	30,442.03	33,231.25
<b>Total expenses</b>		<b>1,21,706.82</b>	<b>1,36,959.52</b>
<b>III. Profit before tax (I-II)</b>		<b>21,321.94</b>	<b>30,155.55</b>
<b>IV. Tax expense:</b>			
(1) Current tax	37	4,450.63	6,949.62
(2) Earlier years' tax		(76.05)	(650.39)
(3) Deferred tax		1,088.22	626.02
<b>Total tax expense</b>		<b>5,462.80</b>	<b>6,925.25</b>
<b>V. Profit for the year (III- IV)</b>		<b>15,859.14</b>	<b>23,230.30</b>
<b>Attributable to:</b>			
(a) Owners of the parent		15,752.10	20,485.35
(b) Non-controlling interests		107.04	2,744.95
<b>VI. Other comprehensive income</b>			
Items that will not be reclassified to profit or loss			
a) Re-measurement of defined benefit plans		45.89	(479.32)
b) Income tax relating to item (a) above		-	(2.66)
Other comprehensive income (net of tax)		45.89	(481.98)
<b>VII. Total comprehensive income for the year</b>		<b>15,905.03</b>	<b>22,748.32</b>
<b>Attributable to:</b>			
(a) Owners of the parent		15,789.39	20,002.48
(b) Non-controlling interests		115.64	2,745.84
<b>VIII. Earnings per equity share (Face value of ₹2/-each)</b>	38		
(1) Basic (in ₹)		48.62	63.22
(2) Diluted (in ₹)		48.62	63.22

Material accounting policies

1 - 1.3

The accompanying notes are an integral part of the consolidated financial statements.

As per our report of even date

For **M. Anandam & Co.,**

Chartered Accountants

(Firm Regn No: 000125S)

**For and on behalf of Board of Directors**

Sd/-

**M V Ranganath**

Partner

Membership No. 028031

Place : Hyderabad

Date : May 28, 2025

Sd/-

**A Prathap Reddy**

Executive Chairman

DIN 00003967

Place : Hyderabad

Date : May 28, 2025

Sd/-

**D Ram Reddy**

Managing Director

DIN 00003864

Place : Hyderabad

Date : May 28, 2025

Sd/-

**A Srinivas Reddy**

Whole Time Director & CFO

DIN 03169721

Place : Hyderabad

Date : May 28, 2025

Sd/-

**Abhijeet Kothadiya**

Company Secretary

M No : A68288

Place : Solapur

Date : May 28, 2025

Consolidated Statement of Cash Flows

for the year ended March 31, 2025

(All amounts are in ₹ lakh, except for share data or as otherwise stated)

Particulars	Year ended March 31, 2025	Year ended March 31, 2024
<b>Cash flow from operating activities:</b>		
Profit before tax	21,321.94	30,155.55
<b>Adjustments for:</b>		
Depreciation and amortisation	4,843.63	4,537.36
Liabilities no longer required written back	(2.99)	(23.14)
Finance costs	369.81	644.23
(Profit)/Loss on sale of property, plant and equipment	(6.00)	(2.38)
Fair value gain on investments designated at FVTPL (Net)	-	225.13
Profit on redemption of mutual funds designated at FVTPL	-	(271.44)
Property, plant and equipment written off	41.41	59.10
Provision for doubtful debts	30.52	14.84
Interest income	(2,146.09)	(2,174.25)
<b>Operating cash flow before working capital changes</b>	<b>24,452.23</b>	<b>33,165.02</b>
<b>Changes in operating assets and liabilities</b>		
(Increase) / decrease in inventories	1,311.51	1,591.47
(Increase) / decrease in trade receivables	4,382.02	5,825.64
(Increase) / decrease in financial assets other than trade receivables	452.69	(941.55)
(Increase) / decrease in other current assets	1,294.84	(785.42)
(Increase) / decrease in other non current assets	(40.30)	(20.17)
Increase / (decrease) in trade payables	(864.55)	1,591.77
Increase / (decrease) in other financial liabilities	(628.78)	(438.67)
Increase / (decrease) in provisions	(231.12)	41.62
Increase / (decrease) in other current liabilities	248.34	(86.71)
Increase / (decrease) in other non current liabilities	(59.82)	(38.00)
Increase / (decrease) in other non current financial liabilities	0.35	6.35
(Increase) / decrease in current tax assets	(32.73)	-
Increase / (decrease) in current tax liabilities	(530.70)	(218.56)
<b>Cash generated from operations</b>	<b>29,753.96</b>	<b>39,692.80</b>
Direct taxes paid (net)	(4,209.94)	(6,279.68)
<b>Net cash flow from/(used in) operating activities</b>	<b>25,544.02</b>	<b>33,413.12</b>
<b>Cash flow from investing activities</b>		
Purchase of property, plant and equipment including capital work-in-progress	(18,562.64)	(25,262.08)
Purchase of intangible assets under development	(125.40)	(191.59)
Proceeds from sale of property, plant and equipment	6.00	3.10
Proceeds from / (Investment in) Term deposits in current assets	4,806.17	(10,991.80)
Advances towards capital purchases	(2,002.00)	(1,109.61)
Increase/(decrease) in capital creditors	(186.45)	651.03
Proceeds from sale of investments designated at FVTPL	-	7,311.65
Interest received	2,141.48	2,156.93
<b>Net cash flow from/(used in) investing activities</b>	<b>(13,922.83)</b>	<b>(27,432.38)</b>



Consolidated Statement of Cash Flows (Contd.)

for the year ended March 31, 2025

(All amounts are in ₹ lakh, except for share data or as otherwise stated)

Particulars	Year ended March 31, 2025	Year ended March 31, 2024
<b>Cash flow from financing activities</b>		
Repayment of non-current borrowings	(909.09)	(3,787.73)
<b>Proceeds/ (repayment) from current borrowings (net)</b>		
Amount received from promoters in relation to IPO withdrawn	-	354.68
Expenses in relation to IPO withdrawn	-	(171.39)
Payment for Interest on lease liabilities	(1.91)	(7.80)
Payment for principal component of lease liabilities	(2.21)	-
Dividend paid	(3,564.11)	(3,240.10)
Interest paid	(374.65)	(644.23)
<b>Net cash flow from/(used in) financing activities</b>	<b>(4,851.97)</b>	<b>(7,496.58)</b>
<b>Net increase/(decrease) in cash and cash equivalents</b>	<b>6,769.21</b>	<b>(1,515.84)</b>
<b>Cash and Cash equivalents at the beginning of the year</b>	<b>8,120.21</b>	<b>9,636.05</b>
<b>Cash and Cash equivalents at the end of the year</b>	<b>14,889.42</b>	<b>8,120.21</b>
<b>Reconciliation of Cash and Cash equivalents with the Balance Sheet</b>		
<b>Cash and Cash equivalents as per Balance Sheet - Refer Note 12 of the consolidated financial statements</b>		
Balance with banks		
- in current accounts	2,205.37	672.52
- debit balance in cash credit accounts	2,616.09	2,053.07
Margin money deposit accounts	10,061.88	5,388.72
Cash on hand	6.07	5.88
<b>Cash and Cash equivalents at the end of the year</b>	<b>14,889.41</b>	<b>8,120.21</b>

Note : The above Statement of Cash Flows has been prepared under the indirect method as set out in the Indian Accounting Standard (Ind AS) 7 - “Statement of Cash Flows” specified under Section 133 of The Companies Act, 2013.

Material accounting policies - 1 - 1.3

The accompanying notes are an integral part of the consolidated financial statements.

As per our report of even date

For **M. Anandam & Co.,**

Chartered Accountants

(Firm Regn No: 000125S)

**For and on behalf of Board of Directors**

Sd/-  
**M V Ranganath**  
Partner  
Membership No. 028031  
Place : Hyderabad  
Date : May 28, 2025

Sd/-  
**A Prathap Reddy**  
Executive Chairman  
DIN 00003967  
Place : Hyderabad  
Date : May 28, 2025

Sd/-  
**D Ram Reddy**  
Managing Director  
DIN 00003864  
Place : Hyderabad  
Date : May 28, 2025

Sd/-  
**A Srinivas Reddy**  
Whole Time Director & CFO  
DIN 03169721  
Place : Hyderabad  
Date : May 28, 2025

Sd/-  
**Abhijeet Kothadiya**  
Company Secretary  
M No : A68288  
Place : Solapur  
Date : May 28, 2025

Standalone Statement of Changes in Equity

for the year ended March 31, 2025

(All amounts are in ₹ lakh, except for share data or as otherwise stated)

I) Equity share capital

Particulars	Amount
<b>Balance as at April 1, 2024</b>	<b>648.02</b>
Add: Changes in equity share capital due to prior period errors	-
Changes in equity share capital during the year	-
<b>Balance as at March 31, 2025</b>	<b>648.02</b>
<b>Balance as at April 1, 2023</b>	<b>648.02</b>
Add: Changes in equity share capital due to prior period errors	-
Changes in equity share capital during the year	-
<b>Balance as at March 31, 2024</b>	<b>648.02</b>

II) Other equity

Particulars	Reserves and Surplus				Total
	Securities Premium	Capital Reserve	Retained Earnings	General Reserve	
<b>Balance as at April 1, 2024</b>	569.61	304.11	1,53,863.64	16,800.44	1,71,537.80
Profit for the year	-	-	15,846.80	-	15,846.80
Other comprehensive income/(loss)	-	-	37.30	-	37.30
Transfer to general reserve	-	-	(1,562.13)	1,562.13	-
Dividends paid	-	-	(3,564.11)	-	(3,564.11)
<b>Balance as at March 31, 2025</b>	<b>569.61</b>	<b>304.11</b>	<b>1,64,621.50</b>	<b>18,362.57</b>	<b>1,83,857.79</b>
<b>Balance as at April 1, 2023</b>	569.61	304.11	1,38,814.25	15,087.44	1,54,775.41
Profit for the year	-	-	20,485.36	-	20,485.36
Other comprehensive income/(loss)	-	-	(482.87)	-	(482.87)
Transfer to general reserve	-	-	(1,713.00)	1,713.00	-
Dividends paid	-	-	(3,240.10)	-	(3,240.10)
<b>Balance as at March 31, 2024</b>	<b>569.61</b>	<b>304.11</b>	<b>1,53,863.64</b>	<b>16,800.44</b>	<b>1,71,537.80</b>

**Notes:**

Refer Note 18 for description of the nature and purpose of each reserve within other equity.

Material accounting policies - 1 - 1.3

The accompanying notes are an integral part of the consolidated financial statements.

As per our report of even date

For **M. Anandam & Co.,**

Chartered Accountants

(Firm Regn No: 000125S)

**For and on behalf of Board of Directors**

Sd/-  
**M V Ranganath**  
Partner  
Membership No. 028031  
Place : Hyderabad  
Date : May 28, 2025

Sd/-  
**A Prathap Reddy**  
Executive Chairman  
DIN 00003967  
Place : Hyderabad  
Date : May 28, 2025

Sd/-  
**D Ram Reddy**  
Managing Director  
DIN 00003864  
Place : Hyderabad  
Date : May 28, 2025

Sd/-  
**A Srinivas Reddy**  
Whole Time Director & CFO  
DIN 03169721  
Place : Hyderabad  
Date : May 28, 2025

Sd/-  
**Abhijeet Kothadiya**  
Company Secretary  
M No : A68288  
Place : Solapur  
Date : May 28, 2025

Notes Forming Part of the Consolidated Financial Statements

for the year ended March 31, 2025

(All amounts are in ₹ lakh, except for share data or as otherwise stated)

1 MATERIAL ACCOUNTING POLICIES & OTHER INFORMATION

1.1 Corporate Information

Balaji Amines Limited (BAL/‘the Company’/‘the Parent’/‘the Holding Company’ ) is a Public Limited company incorporated in India under the provisions of the Companies Act 2013. The Company together with its subsidiary is collectively referred to as “the Group”. The Company’s registered office is located at Balaji Towers, No.9/1A/1, Hotgi Road, Aasara Chowk, Solapur, Maharastra - 413224. The equity shares of BAL are listed on the National Stock Exchange of India Limited (NSE) and BSE Limited (BSE), in India. The Group is engaged in manufacturing of speciality chemicals, aliphatics amines and derivatives. The Holding Company also owns a Five Star Hotel in Solapur, Maharashtra.

1.2 Basis of preparation and measurement

(i) Statement of compliance & basis of preparation

The consolidated financial statements (hereinafter referred to as ‘consolidated financial statements’) have been prepared in accordance with the Indian Accounting Standards (Ind AS) as per the Companies (Indian Accounting Standards) Rules, 2015, as amended from time to time, notified under section 133 of the Companies Act, 2013, (“Act”) and other relevant provisions of the Act.

The consolidated financial statements have been prepared on a going concern basis. The accounting policies are applied consistently to all the periods presented in the consolidated financial statements except where a newly issued accounting standard is initially adopted or a revision to an existing accounting standard requires change in accounting policy hitherto in use.

The consolidated financial statements were approved for issue by the Board of Directors on May 28, 2025

(ii) Functional and presentation currency

These consolidated financial statements are presented in Indian Rupees (INR), which is also the Group’s functional currency. All financial information presented in Indian rupees have been rounded-off to two decimal places to the nearest lakh except share data or as otherwise stated.

(iii) Basis of measurement

The consolidated financial statements have been prepared on the historical cost basis except for the following items:

- **Certain financial assets and liabilities:** Measured at fair value

- **Net defined benefit (asset)/ liability:** Fair value of plan assets less present value of defined benefit obligations
- **Borrowings:** Amortised cost using effective interest rate method

(iv) Use of estimates and judgments

In preparation of the consolidated financial statements, the Group makes judgements, estimates and assumptions about the carrying values of assets and liabilities that are not readily apparent from other sources. The estimates and the associated assumptions are based on historical experience and other factors that are considered to be relevant. Actual results may differ from these estimates. The estimates and the underlying assumptions are reviewed on an ongoing basis. Revisions to accounting estimates are recognised in the period in which the estimate is revised and future periods affected. The areas involving significant judgements and estimates are estimation of useful lives of property, plant and equipment and intangible assets, impairment of property, plant and equipment and intangible assets, provision for employee benefits and other provisions, contingent liabilities and recoverability of deferred tax assets.”

Assumptions and estimation uncertainties

Information about assumptions and estimation uncertainties that have a significant risk of resulting in a material adjustment within the next financial year are included in the following notes:

- Determining an asset’s expected useful life and the expected residual value at the end of its life;
- Impairment of financial assets;
- Measurement of defined benefit obligations: key actuarial assumptions;
- Recognition and measurement of provisions and contingencies: key assumptions about the likelihood and magnitude of an outflow of resources;
- Recognition of tax expense including deferred tax

Measurement of fair values

Group accounting polices and disclosures require measurement of fair value for both financial and non-financial assets.

Fair value is the price that would be received to sell an asset or paid to transfer a liability in an orderly transaction between market participants at the measurement date. The fair value measurement is based on the presumption

Notes Forming Part of the Consolidated Financial Statements

for the year ended March 31, 2025

(All amounts are in ₹ lakh, except for share data or as otherwise stated)

that the transaction to sell the asset or transfer the liability takes place either:

- In the principal market for the asset or liability or
- In the absence of a principal market, in the most advantageous market for the asset or liability”

The principal or the most advantageous market must be accessible by the Group. The fair value of an asset or a liability is measured using the assumptions that market participants would use when pricing the asset or liability, assuming that market participants act in their economic best interest.

The Group uses valuation techniques that are appropriate in the circumstances and for which sufficient data is available to measure fair value, maximizing the use of relevant observable inputs and minimizing the use of unobservable inputs.

Fair values are categorised into different levels in a fair value hierarchy based on the inputs used in the valuation techniques as follows.

Level 1: quoted prices (unadjusted) in active markets for identical assets or liabilities.

Level 2: inputs other than quoted prices included in Level 1 that are observable for the asset or liability, either directly (i.e. as prices) or indirectly (i.e. derived from prices).

Level 3: inputs for the asset or liability that are not based on observable market data (unobservable inputs).

When measuring the fair value of an asset or a liability, the Group uses observable market data as far as possible. If the inputs used to measure the fair value of an asset or a liability fall into different levels of the fair value hierarchy, then the fair value measurement is categorised in its entirety in the same level of the fair value hierarchy as the lowest level input that is significant to the entire measurement.

The Group recognises transfers between levels of the fair value hierarchy at the end of the reporting period during which the change has occurred.

Further information about the assumptions made in measuring fair values is included Note 41 - Financial instruments

(vii) Principles and basis of consolidation

The Consolidated Financial Statements (CFS) include the financial statements of the Company and its subsidiary

a. Subsidiaries

Subsidiaries are entities controlled by the Group. Control is achieved when the Group is exposed, or has rights, to

variable returns from its involvement with the investee and has the ability to affect those returns through its power over the investee. Specifically, the Group controls an investee if, and only if, the Group has:

- (i) Power over the investee (i.e. existing rights that give it the current ability to direct the relevant activities of the investee);
- (ii) Exposure, or rights, to variable returns from its involvement with the investee; and the ability to use its power over the investee to affect its returns.
- (iii) The ability to use its power over the investee to affect its returns.

The Group re-assesses whether or not it controls an investee if facts and circumstances indicate that there are changes to one or more of the three elements of control. Consolidation of a subsidiary begins when the Group obtains control over the subsidiary and ceases when the Group loses control of the subsidiary. Assets, liabilities, income and expenses of a subsidiary acquired or disposed of during the year are included in the consolidated financial statements from the date the Group gains control until the date the Group ceases to control the subsidiary.

Consolidated financial statements are prepared using uniform accounting policies for like transactions and other events in similar circumstances. If a member of the Group uses accounting policies other than those adopted in the consolidated financial statements for like transactions and events in similar circumstances, appropriate adjustments are made to that Group member’s financial statements in preparing the consolidated financial statements to ensure conformity with the Group’s accounting policies.

The financial statements of all entities used for the purpose of consolidation are drawn up to same reporting date as that of the Holding Company, i.e. year ended on March 31.

b. Consolidation procedures:

- a. Combine like items of assets, liabilities, equity, income, expenses and cash flows of the Holding Company with that of its subsidiary. For this purpose, income and expenses of the subsidiary are based on the amounts of the assets and liabilities recognized in the consolidated financial statements at the acquisition date.
- b. Offset (eliminate) the carrying amount of the Holding Company’s investment in the subsidiary and the Holding Company’s portion of equity of the

## Notes Forming Part of the Consolidated Financial Statements

for the year ended March 31, 2025

(All amounts are in ₹ lakh, except for share data or as otherwise stated)

- subsidiary. Business combinations policy explains how to account for any related goodwill.
- c. Eliminate in full intragroup assets and liabilities, equity, income, expenses and cash flows relating to transactions between entities of the Group (profits or losses resulting from intragroup transactions that are recognized in assets, such as inventory and property, plant and equipment and intangible assets, are eliminated in full). Intragroup losses may indicate an impairment that requires recognition in the consolidated financial statements. Ind AS 12 Income Taxes applies to temporary differences that arise from the elimination of profit and losses resulting from intragroup transactions.
- d. The excess of the Group's investment in a subsidiary over its share in the net worth of such subsidiary on the date control is acquired is treated as goodwill while a deficit is considered as a capital reserve in the consolidated financial statements.
- c. **Non-controlling interests (NCI)**
- NCI is measured at their proportionate share of the acquiree's net identifiable assets at the date of acquisition. The Group presents the non-controlling interests in the Balance Sheet within equity, separately from the equity of the Group as owners. Changes in the Group's equity interest in a subsidiary that do not result in a loss of control are accounted for as equity transactions.
- d. **Subsidiary considered in the consolidated financial statements:**
- Balaji Speciality Chemicals Limited, incorporated in India, where the Holding company has 55% (P.Y. 55%) ownership has been considered for the purpose of consolidated financial statements

**(vi) Operating Cycle :**

Based on the time involved between the acquisition of assets for processing and their realisation in cash and cash equivalents, the Group has ascertained its operating cycle as 12 months for the purpose of current or non-current classification of assets and liabilities in the Balance sheet.

### 1.3 Material accounting policies

#### A Revenue recognition

**(i) Revenue from Amines Division**

**Revenue from contract with customers**

Revenue is recognised when the performance obligations have been satisfied, which is once control of the goods and

services are transferred from the Group to the customer. Revenue related to the sale of goods and services is recognised when the product or service is delivered to the destination specified by the customer, and the customer has gained control through their ability to direct the use of and obtain substantially all the benefits from the asset. Revenue is measured based on consideration specified in the contract with a customer which is measured at the fair value of the consideration received or receivable, net of returns and allowances, trade discounts and volume rebates and excludes amounts collected on behalf of third parties.

**(ii) Revenue from Hotel Division**

Rooms, Food and Beverage and Banquets: Revenue is recognised at the transaction price that is allocated to the performance obligation. Revenue includes room revenue, food and beverage sale and banquet services which is recognised once the rooms are occupied, food and beverages are sold and banquet services have been provided as per the contract with the customer. Advance, if any, received against room bookings are treated as a liability pending finalization of bill / provision of services.

Space and shop rentals: Rentals basically consists of rental revenue earned from letting of spaces for retails and office at the properties. These contracts for rentals are generally of short-term in nature. Revenue is recognised in the period in which services are being rendered.

**(iii) Recognition of interest income and export benefits**

Interest income is recognized on accrual basis taking into account the amount outstanding and rate applicable.

Rental income from investment properties is recognised on a straight line basis over the term of the relevant leases.

Pending export obligation is recognised and disclosed as non-current liability in the Balance Sheet and transferred to the Statement of Profit and Loss upon satisfaction of obligation and where there is no significant uncertainty regarding compliance with the terms and conditions of such scheme.

#### B Property, plant and equipment (PPE)

Property, plant and equipment acquired by the Group are carried at acquisition cost less accumulated depreciation and accumulated impairment losses, if any. The acquisition cost for this purpose includes the purchase price (net of duties and taxes which are recoverable in future) and expenses directly attributable to the asset to bring it to

## Notes Forming Part of the Consolidated Financial Statements

for the year ended March 31, 2025

(All amounts are in ₹ lakh, except for share data or as otherwise stated)

the site and in the working condition for its intended use. Subsequent costs are included in the asset's carrying amount or recognised as a separate asset, as appropriate, only when it is probable that future economic benefits associated with the item will flow to the Group and the cost of the item can be measured reliably. All other repairs and maintenance are charged to statement of profit and loss during the reporting period in which they are incurred.

An item of property, plant and equipment is derecognized upon disposal or when no future economic benefits are expected to arise from its use.

Difference between the sales proceeds and the carrying amount of the asset is recognized in the statement of profit and loss. The catalyst is an asset that facilitates the process that increases the future economic benefits and output efficiency expected from the plant.

Land allotted by MIDC on long lease basis is treated as "Lease Hold Land" on the basis of possession leaser from MIDC (the Lessor), The one-time lump sum premium paid at the time of allotment is amortized over the period of the lease.

#### C Capital work-in-progress

Capital work-in-progress is carried at cost less impairment loss, if any. It comprises of property, plant and equipment that are not yet ready for their intended use at the reporting date.

#### D Research and development expenditure

Expenditure on research is charged to Statement of profit and loss in the year in which it is incurred.

Expenditure on development phase is capitalised as intangible assets subject to fulfillment of recognition criteria given under para 57 of Ind AS 38.

Other development expenses are charged to the Statement of profit and loss in the year in which they are incurred.

#### E Investment Property

Investment property are the properties held to earn rentals and/or for capital appreciation (including property under construction for such purposes). Investment properties are measured initially at cost, including transaction costs. Subsequent to initial recognition, investment properties are measured at cost model which is in accordance with Ind AS 40.

An investment property is derecognised upon disposal or when the investment property is permanently withdrawn from use and no further economic benefits expected from disposal. Any gain or loss arising on derecognition of the property is included in profit or loss in the period in which the property is derecognised.

Depreciation on building is provided over it's useful life of 30 years using the Straight Line Method.

#### F Expenditure during construction period

Expenditure during construction period (including finance cost related to borrowed funds for construction or acquisition of qualifying PPE) is included under Capital Work-in-Progress and the same is allocated to the respective PPE on the completion of their construction. Advances given towards acquisition or construction of PPE outstanding at each reporting date are disclosed as Capital Advances under "Other non-current Assets".

#### G Depreciation and Amortisation

Depreciation is the systematic allocation of the depreciable amount of PPE over its useful life and is provided on the straight line method over the useful lives as prescribed in Schedule II to the Act.

The estimated useful lives of PPE of the company are as follows

Buildings	- 30 Years
Plant and Machinery (continuous process plant)	- 25 Years
Vessel/storage tanks	- 20 Years
Plant and Machinery (other than continuous process plant)	- 15 Years
Furniture and fixtures	- 10 Years
Internal Roads	- 10 Years
Electric Equipment	- 10 Years
Electrically operated vehicles	- 8 Years
Office equipment	- 5 Years
Computers	- 3 Years

Depreciable amount for assets is the cost of an asset, or other amount substituted for cost, less its estimated residual value. Depreciation is recognised so as to write off the cost of assets (other than freehold land and properties under construction) less their residual values over their useful lives, using straight-line method as per the useful life prescribed in Schedule II to the Companies Act, 2013.

The Company reviews the residual value, useful lives and depreciation method annually and, if expectations differ from previous estimates, the change is accounted for as a change in accounting estimate on a prospective basis. An asset's carrying amount written down immediately to its recoverable amount if the asset's carrying amount is greater than its estimated recoverable amount.

Catalyst is depreciated over the useful life estimated by Management.



Notes Forming Part of the Consolidated Financial Statements

for the year ended March 31, 2025

(All amounts are in ₹ lakh, except for share data or as otherwise stated)

H Government grants and subsidies

The company may receive government grants that require compliance with certain conditions related to the company's operating activities (or) are provided to the company by way of financial assistance on the basis of certain qualifying criteria.

Government grants are recognised when there is reasonable assurance that the grant will be received upon the company complying with the conditions attached to the grant. Accordingly, the government grants by way of financial assistance on the basis of certain qualifying criteria are recognised in the statement of profit and loss as they become receivable.

I Leases

As a Lessor:

Leases for which the Group is a lessor is classified as a finance or operating lease. Whenever the terms of the lease transfer substantially all the risks and rewards of ownership to the lessee, the contract is classified as a finance lease. All other leases are classified as operating leases.

When the Group is an intermediate lessor, it accounts for its interests in the head lease and the sublease separately. The sublease is classified as a finance or operating lease by reference to the right-of-use asset arising from the head lease.

Operating lease – Rentals payable under operating leases are charged to the statement of profit and loss on a straight line basis over the term of the relevant lease unless another systematic basis is more representative of the time pattern in which economic benefits from the leased assets are utilised.

As a Lessee:

The Company assesses whether a contract contains a lease, at inception of a contract. A contract is, or contains, a lease if the contract conveys the right to control the use of an identified asset for a period of time in exchange for consideration. To assess whether a contract conveys the right to control the use of an identified asset, the company assesses whether:

- (1) The Contract involves the use of an identified asset;
- (2) The Company has substantially all the economic benefits from use of the asset through the period of the lease and
- (3) The Company has the right to direct the use of the asset.

The Company recognizes a right-of-use asset ("ROU") and a corresponding lease liability for all lease arrangements in which it is a lessee, except for leases with a term of twelve months or less (short-term leases) and low value leases. For these short-term and low value leases, the Company recognizes the

lease payments as an operating expense on a straight-line basis over the term of the lease. Certain lease arrangements includes the options to extend or terminate the lease before the end of the lease term. ROU assets and lease liabilities includes these options when it is reasonably certain that they will be exercised.

The right-of-use assets are initially recognized at cost, which comprises the initial amount of the lease liability adjusted for any lease payments made at or prior to the commencement date of the lease plus any initial direct costs less any lease incentives.

They are subsequently measured at cost less accumulated depreciation and impairment losses.

Right-of-use assets are depreciated from the commencement date on a straight-line basis over the balance lease term of the underlying asset. Right of use assets are evaluated for recoverability whenever events or changes in circumstances indicate that their carrying amounts may not be recoverable."

The lease liability is initially measured at amortized cost at the present value of the future lease payments. The lease payments are discounted using the interest rate implicit in the lease or, if not readily determinable, using the incremental borrowing rates in the country of domicile of the leases. Lease liabilities are re-measured with a corresponding adjustment to the related right of use asset if the company changes its assessment if whether it will exercise an extension or a termination option.

Lease liability and ROU asset shall be separately presented in the Balance Sheet and lease payments shall be classified as financing cash flows.

The company has applied Ind AS 116 using the modified retrospective approach and therefore the comparative information has not been restated and continues to be reported under Ind AS 17.

Operating lease – Rentals payable under operating leases are charged to the statement of profit and loss on a straight line basis over the term of the relevant lease unless another systematic basis is more representative of the time pattern in which economic benefits from the leased assets are utilised.

J Employee benefits:

Short-term employee benefits

Wages and salaries, including non-monetary benefits that are expected to be settled within 12 months after the end of the period in which the employees render the related service are recognised in respect of employees' services up to the end of the reporting period and are measured at the amounts

Notes Forming Part of the Consolidated Financial Statements

for the year ended March 31, 2025

(All amounts are in ₹ lakh, except for share data or as otherwise stated)

expected to be paid when the liabilities are settled. The liabilities are presented as current employee benefit obligations in the balance sheet.

Long-term employee benefits

Defined benefit plan - Other long-term employee benefit obligations

The liabilities for earned leave is not expected to be settled wholly within 12 months after the end of the period in which the employees render the related service. They are therefore measured at the present value of expected future payments to be made in respect of services provided by employees up to the end of the reporting period using the projected unit credit method. The benefits are discounted using the market yields at the end of the reporting period that have terms approximating to the terms of the related obligations. Remeasurements as a result of the experience adjustments and changes in actuarial assumptions are recognized in profit or loss.

The obligations are presented as current liabilities in the balance sheet if the entity does not have an unconditional right to defer settlement for at least twelve months after the reporting period, regardless of when the actual settlement is expected to occur.

Defined benefit plan - Gratuity obligation

The liability or assets recognized in the balance sheet in respect of gratuity plans is the present value of the defined benefit obligation at the end of the reporting period less the fair value of plan assets. The defined benefit obligation is calculated annually by actuaries using the projected unit credit method.

The present value of the defined benefit obligation is determined by discounting the estimated future cash outflows by reference to market yields at the end of the reporting period on government bonds that have terms approximating to the terms of the related obligation.

The net interest cost is calculated by applying the discount rate to the net balance of the defined benefit obligation and the fair value of plan assets. This cost is included in employee benefit expense in the statement of profit and loss. Remeasurement gains and losses arising from experience adjustments and changes in actuarial assumptions are recognized in the period in which they occur, directly in other comprehensive income. They are included in retained earnings.

Changes in the present value of the defined benefit obligation resulting from plan amendments or curtailments are recognized immediately in profit or loss. The gratuity liability is covered through a recognized Gratuity Fund managed by Life Insurance Corporation of India.

Defined contribution plans

Contributions to post employment benefit plans in the form of provident fund, employee state insurance scheme and pension scheme as per regulations are charged as an expense on accrual basis when employees have rendered the service. The Company has no further payment obligations once the contributions have been paid.

K Tax expenses

Accounting treatment in respect of deferred taxation and current tax is in accordance with Indian Accounting Standard 12 (Ind AS 12) - "Income Taxes

Tax expense for the year comprises current and deferred tax.

Current Tax is the amount of tax payable on the taxable income for the year as determined in accordance with the applicable tax rates and the provisions of the Income-tax Act, 1961 and other applicable tax laws that have been enacted or substantively enacted by the end of the reporting period.

Deferred tax is recognised on temporary differences between the carrying amounts of assets and liabilities in the consolidated financial statements and the corresponding tax bases used in the computation of taxable profit. Deferred tax liabilities are generally recognised for all taxable temporary differences. Deferred tax assets are generally recognised for all deductible temporary differences to the extent that it is probable that taxable profits will be available against which those deductible temporary differences can be utilised. Such deferred tax assets and liabilities are not recognised if the temporary differences arise from the initial recognition (other than in a business combination) of assets and liabilities in a transaction that affects neither the taxable profit nor the accounting profit. In addition, deferred tax liabilities are not recognised if the temporary difference arises from the initial recognition of goodwill.

The carrying amount of deferred tax assets is reviewed at the end of each reporting period and reduced to the extent that it is no longer probable that sufficient taxable profits will be available to allow all or part of the asset to be recovered. Deferred tax assets and liabilities are measured at the tax rates that are expected to apply in the period in which the liability is settled or the asset realised, based on tax rates (and tax laws) that have been enacted or substantively enacted by the end of the reporting period.

Tax relating to items recognized directly in equity or other comprehensive income is recognised in equity or other comprehensive income and not in the Statement of Profit and Loss.

Notes Forming Part of the Consolidated Financial Statements

for the year ended March 31, 2025

(All amounts are in ₹ lakh, except for share data or as otherwise stated)

- Deferred tax assets and liabilities are offset if there is a legally enforceable right to offset current tax liabilities and assets, and they are related to income taxes levied by the same tax authority, but they intend to settle current tax liabilities and assets on a net basis or their tax assets and liabilities will be realized simultaneously.
- L Inventories**

Raw materials, packing materials, stores and spares, and other consumables are valued at cost or net realizable value, whichever is lower. Cost comprises of basic cost (net of GST, if any) and other costs incurred in bringing them to their respective present location and condition. Cost is determined on a First-in-First Out basis. Work-in-Progress and finished goods are valued at cost or net realizable value, whichever is lower. Cost includes all direct costs and a proportion of other fixed manufacturing overheads based on normal operating capacity.”

**Food & Beverages:**

Groceries and beverages are valued at cost which is determined on weighted average basis.
- M Cash and cash equivalents**

Cash and cash equivalents in the balance sheet comprise cash at banks and on hand and short-term deposits with an original maturity of not more than three months, which are subject to an insignificant risk of changes in value.
- N Foreign Currency Transactions**

The consolidated financial statements of the Group are presented in Indian rupees, which is the functional currency of the Group and the presentation currency for the consolidated financial statements. Transactions in foreign currencies are recorded at the exchange rates prevailing on the date of transaction. Foreign currency monetary assets and liabilities such as cash, receivables, payables, etc., are translated at year end exchange rates. Exchange differences arising on settlement of transactions and translation of monetary items are recognised as income or expense in the year in which they arise.
- O Impairment of Assets**

**(i) Impairment of financial instruments**

The Company assesses at each reporting date whether a financial asset (or a group of financial assets) such as investments, trade receivables, advances and security deposits held at amortised cost and financial assets that are measured at fair value through other comprehensive income are tested for impairment based on evidence or information that is available without

- undue cost or effort. Expected credit losses are assessed and loss allowances recognised if the credit quality of the financial asset has deteriorated significantly since initial recognition.
- (ii) Impairment of non-financial assets**

Impairment loss, if any, is provided to the extent, the carrying amount of assets or cash generating units exceed their recoverable amount. Recoverable amount is higher of an asset’s net selling price and its value in use. Value in use is the present value of estimated future cash flows expected to arise from the continuing use of an asset or cash generating unit and from its disposal at the end of its useful life. Impairment losses recognised in prior years are reversed when there is an indication that the impairment losses recognised no longer exist or have decreased. Such reversals are recognised as an increase in carrying amounts of assets to the extent that it does not exceed the carrying amounts that would have been determined (net of amortization or depreciation) had no impairment loss been recognised in previous years.”
- P Earnings Per Share**

Basic Earnings Per Share (‘EPS’) is computed by dividing the net profit attributable to the equity shareholders by the weighted average number of equity shares outstanding during the year. Diluted earnings per share is computed by dividing the net profit by the weighted average number of equity shares considered for deriving basic earnings per share and also the weighted average number of equity shares that could have been issued upon conversion of all dilutive potential equity shares. Dilutive potential equity shares are deemed converted as of the beginning of the year, unless issued at a later date. In computing diluted earnings per share, only potential equity shares that are dilutive and that either reduces earnings per share or increases loss per share are included.
- Q Financial instruments**

A financial instrument is any contract that gives rise to a Financial Asset of one entity and Financial liability or equity instrument of another entity.

**(i) Initial measurement and recognition**

Financial assets and financial liabilities are initially recognised when the Group becomes a party to the contractual provisions of the instrument. A financial asset or financial liability is initially measured at fair value plus, for an item not at fair value through profit and loss (FVTPL), transaction costs that are directly attributable to its acquisition or issue.

Notes Forming Part of the Consolidated Financial Statements

for the year ended March 31, 2025

(All amounts are in ₹ lakh, except for share data or as otherwise stated)

- (ii) Classification and subsequent measurement**

**Financial assets**

All financial assets except Trade receivables are initially measured at fair value plus, for an item not at fair value through profit and loss (FVTPL), transaction costs that are directly attributable to its acquisition or issue.
- (iii) Subsequent measurement**

For the purpose of subsequent measurement, financial assets are categorised as under:

  - amortised cost;
  - Fair Value through Other Comprehensive Income (FVOCI) – equity investment; or
  - Fair Value Through Profit or Loss (FVTPL)

Financial assets are not reclassified subsequent to their initial recognition, except if and in the period the Group changes its business model for managing financial assets.

A financial asset is measured at amortised cost if it meets both of the following conditions and is not designated as at FVTPL:

  - the asset is held within a business model whose objective is to hold assets to collect contractual cash flows; and
  - the contractual terms of the financial asset give rise on specified dates to cash flows that are solely payments of principal and interest on the principal amount outstanding.

On initial recognition of an equity investment that is not held for trading, the Group may irrevocably elect to present subsequent changes in the investment’s fair value in OCI (designated as FVOCI – equity investment). This election is made on an investment-by-investment basis.

All financial assets not classified as measured at amortised cost or FVOCI as described above are measured at FVTPL. This includes all derivative financial assets. On initial recognition, the Group may irrevocably designate a financial asset that otherwise meets the requirements to be measured at amortised cost or at FVOCI as at FVTPL if doing so eliminates or significantly reduces an accounting mismatch that would otherwise arise.

Financial assets at FVTPL: These assets are subsequently measured at fair value. Net gains and losses, including any interest or dividend income, are recognised in profit or loss.

**Financial assets at amortised cost:** These assets are subsequently measured at amortised cost using the

- effective interest method. The amortised cost is reduced by impairment losses. Interest income, foreign exchange gains and losses and impairment are recognised in profit or loss. Any gain or loss on derecognition is recognised in profit or loss.
- Equity investments at FVOCI:** These assets are subsequently measured at fair value. Dividends are recognised as income in profit or loss unless the dividend clearly represents a recovery of part of the cost of the investment. Other net gains and losses are recognised in OCI and are not reclassified to profit or loss.
- Financial Liabilities:**

Financial liabilities are classified as measured at amortised cost or FVTPL. A financial liability is classified as at FVTPL if it is classified as held-for-trading, or it is a derivative or it is designated as such on initial recognition. Financial liabilities at FVTPL are measured at fair value and net gains and losses, including any interest expense, are recognised in statement of profit or loss. Other financial liabilities are subsequently measured at amortised cost using the effective interest method. Interest expense and foreign exchange gains and losses are recognised in statement of profit or loss.
- Derecognition - Financial assets**

A Financial asset is primarily derecognised when the right to receive the contractual cash flows in a transaction in which substantially all of the risks and rewards of ownership of the financial asset are transferred or in which the Group neither transfers nor retains substantially all of the risks and rewards of ownership and does not retain control of the financial asset.

If the Group enters into transactions whereby it transfers assets recognised on its balance sheet, but retains either all or substantially all of the risks and rewards of the transferred assets, the transferred assets are not derecognised.
- Derecognition - Financial liabilities**

The Group derecognises a financial liability when its contractual obligations are discharged or cancelled, or expired.

The Group also derecognises a financial liability when its terms are modified and the cash flows under the modified terms are substantially different. In this case, a new financial liability based on the modified terms is recognised at fair value. The difference between the



## Notes Forming Part of the Consolidated Financial Statements

for the year ended March 31, 2025

(All amounts are in ₹ lakh, except for share data or as otherwise stated)

carrying amount of the financial liability extinguished and the new financial liability with modified terms is recognised in profit or loss.

### Financial Instruments Offsetting

Financial assets and financial liabilities are offset and the net amount reported in the balance sheet if there is a currently and legally enforceable right to set off the amounts and it intends either to settle them on a net basis or to realise the asset and settle the liability simultaneously.

### R Provisions, Contingent liabilities and Contingent assets

The Group recognises provisions when there is present obligation as a result of past event and it is probable that there will be an outflow of resources and reliable estimate can be made of the amount of the obligation. If the effect of the time value of money is material, provisions are determined by discounting the expected future cash flows to net present value using an appropriate pre-tax discount rate that reflects

current market assessments of the time value of money and, where appropriate, the risks specific to the liability. Unwinding of the discount is recognised in the Statement of Profit and Loss as a finance cost. Provisions are reviewed at each reporting date and are adjusted to the reflect the current best estimate. A present obligation that arises from past events where it is either not probable that an outflow of resources will be required to settle or a reliable estimate of the amount cannot be made, is disclosed as a contingent liability. Contingent Liabilities are also disclosed when there is a possible obligation arising from past events, the existence of which will be confirmed only by the occurrence or non-occurrence of one or more uncertain future events not wholly within the control of the Group. Contingent assets are not recognized in consolidated financial statements since this may result in the recognition of income that may never be realised.

### S Standards issued but not effective

There is no such notification applicable from April 1, 2025.

## Notes Forming Part of the Consolidated Financial Statements

for the year ended March 31, 2025

(All amounts are in ₹ lakh, except for share data or as otherwise stated)

### 2.1 Property, plant and equipment

Particulars	Gross carrying amount				Accumulated depreciation			Net carrying amount	
	As at April 1, 2024	Additions	Deletions	As at March 31, 2025	As at April 1, 2024	For the year	Disposals/ Adjustments	As at March 31, 2025	As at March 31, 2025
Freehold land	5,234.25	532.75	-	5,766.99	148.50	57.47	-	205.97	5,561.02
Leasehold land *	2,197.96	28.35	-	2,226.31	90.30	32.40	-	122.70	2,094.77
Buildings	19,601.03	656.12	-	20,257.15	4,224.90	518.71	-	4,743.61	15,522.38
Plant and equipment	91,319.02	13,138.41	165.35	1,04,292.08	28,016.85	3,919.34	123.94	31,812.24	72,479.83
Plant and equipment - others	3,684.88	718.13	-	4,403.01	980.31	169.70	-	1,150.01	3,253.00
Furniture and fixtures	2,703.76	93.26	-	2,797.02	2,254.31	45.91	-	2,300.22	496.80
Office equipment	104.61	8.95	-	113.56	74.17	5.97	-	80.15	33.42
Computers	148.72	14.19	-	162.91	128.64	8.50	-	137.13	25.78
Vehicles	629.50	198.92	-	828.42	427.14	62.03	-	489.16	339.26
<b>TOTAL</b>	<b>1,25,623.73</b>	<b>15,389.07</b>	<b>165.35</b>	<b>1,40,847.45</b>	<b>36,345.12</b>	<b>4,820.03</b>	<b>123.94</b>	<b>41,041.20</b>	<b>99,806.24</b>

### 2.2 Property, plant and equipment

Particulars	Gross carrying amount				Accumulated depreciation			Net carrying amount	
	As at April 1, 2023	Additions	Deletions	As at March 31, 2024	As at April 1, 2023	For the year	On disposals	As at March 31, 2024	As at March 31, 2024
Freehold land	4,383.27	850.98	-	5,234.25	98.31	50.19	-	148.50	5,085.74
Leasehold land*	2,042.15	155.80	-	2,197.95	67.34	22.96	-	90.30	2,107.66
Buildings	19,055.13	515.55	-	19,570.68	3,723.40	501.50	-	4,224.90	15,345.78
Plant and equipment	77,522.03	13,919.09	263.94	91,177.19	24,511.30	3,694.66	189.11	28,016.85	63,160.34
Plant and equipment - others	3,077.22	631.66	24.00	3,684.88	837.34	148.61	5.64	980.31	2,704.57
Furniture and fixtures	2,637.40	66.37	-	2,703.76	2,216.86	37.45	-	2,254.31	449.46
Office equipment	91.72	12.89	-	104.61	69.11	5.06	-	74.17	30.44
Computers	142.03	6.70	-	148.73	120.55	8.09	-	128.64	20.10
Vehicles	629.37	29.14	29.01	629.50	407.86	48.29	29.01	427.14	202.37
<b>TOTAL</b>	<b>1,09,580.32</b>	<b>16,188.19</b>	<b>316.95</b>	<b>1,25,451.56</b>	<b>32,052.06</b>	<b>4,516.82</b>	<b>223.76</b>	<b>36,345.12</b>	<b>89,106.44</b>

\*Leasehold land represents Right-of-Use assets. The lands are taken for 95 years & 99 years lease as the case may be from Maharashtra Industrial Development Corporation (MIDC) on payment of upfront lease premium. The same is disclosed as per Ind AS 116 "Leases" and amortized over the period of lease.

For property, plant and equipment secured against borrowings, refer note 42(b) of the financial statements.



## Notes Forming Part of the Consolidated Financial Statements

for the year ended March 31, 2025

(All amounts are in ₹ lakh, except for share data or as otherwise stated)

### 2.3 Disclosures relating to operating leases

The undiscounted minimum lease payments pertaining to Buildings to be received over the remaining non-cancellable term on an annual basis are as follows:

Term	As at March 31, 2025	As at March 31, 2024
1 <sup>st</sup> year	246.80	103.57
2 <sup>nd</sup> year	240.54	51.90
3 <sup>rd</sup> year	224.03	36.96
4 <sup>th</sup> year	58.93	10.60
5 <sup>th</sup> year	6.60	-
Beyond 5 years	-	-

### 3.1 Capital work-in-progress

Particulars	As at March 31, 2025				As at March 31, 2024			
	As at April 1, 2024	Additions	Deletions	As at March 31, 2025	As at April 1, 2023	Additions	Deletions	As at March 31, 2024
Capital work-in-progress	20,259.40	17,614.33	14,440.76	23,432.96	11,322.95	23,232.04	14,295.59	20,259.40

### 3.2 Capital work-in-progress ageing schedule

Particulars	As at March 31, 2025					As at March 31, 2024				
	Amount in CWIP for a period of					Amount in CWIP for a period of				
	Less than 1 year	1-2 years	2-3 years	More than 3 years	Total	Less than 1 year	1-2 years	2-3 years	More than 3 years	Total
Projects in progress	14,413.37	5,268.14	3,587.89	163.57	23,432.96	14,513.06	5,582.77	163.57	-	20,259.40

### 3.3 Expenditure during construction period (included in capital work-in-progress)

Particulars	As at March 31, 2025	As at March 31, 2024
Balance brought forward (A)	238.39	53.01
Expenditure incurred during the year		
Employee benefits expense	131.77	108.50
Finance costs	1.92	-
Depreciation and amortisation expense	-	-
Other direct expenses	205.54	192.97
Total expenditure during construction period (B)	339.24	301.47
Less : Turnover (C)	-	-
Less : Stocks of finished goods out of trial run production (D)	-	-
Total (A+B-C-D)	577.63	354.48
Allocated to property, plant and equipment	366.33	116.09
Balance carried forward	211.30	238.39

### 4.1 Intangible assets under development

Particulars	As at March 31, 2025				As at March 31, 2024			
	As at April 1, 2024	Additions	Deletions	As at March 31, 2025	As at April 1, 2023	Additions	Deletions	As at March 31, 2024
Intangible assets under development	191.59	125.40	-	316.99	-	191.59	-	191.59

## Notes Forming Part of the Consolidated Financial Statements

for the year ended March 31, 2025

(All amounts are in ₹ lakh, except for share data or as otherwise stated)

### 4.2 Intangible assets under development ageing schedule

Particulars	As at March 31, 2025					As at March 31, 2024				
	Amount in Intangible assets under development for a period of					Amount in Intangible assets under development for a period of				
	Less than 1 year	1-2 years	2-3 years	More than 3 years	Total	Less than 1 year	1-2 years	2-3 years	More than 3 years	Total
Projects in progress	125.40	191.59	-	-	316.99	191.59	-	-	-	191.59

### 5.1 Investment property

Particulars	Gross carrying amount			Accumulated depreciation				Net carrying amount	
	As at April 1, 2024	Additions	Deletions	As at March 31, 2025	As at April 1, 2024	For the year	Disposals/ Adjustments	As at March 31, 2025	As at March 31, 2025
Land	163.31	-	-	163.31	-	-	-	-	163.31
Building	616.98	-	-	616.98	278.79	20.61	-	299.40	317.58
Total	780.29	-	-	780.29	278.79	20.61	-	299.40	480.89

### 5.2 Investment property

Particulars	Gross carrying amount			Accumulated depreciation				Net carrying amount	
	As at April 1, 2023	Additions	Deletions	As at March 31, 2024	As at April 1, 2023	For the year	Disposals/ Adjustments	As at March 31, 2024	As at March 31, 2024
Land	163.31	-	-	163.31	-	-	-	-	163.31
Building	616.98	-	-	616.98	258.25	20.54	-	278.79	338.19
TOTAL	780.29	-	-	780.29	258.25	20.54	-	278.79	501.50

### Disclosures under Ind AS 40

Particulars	Year ended March 31, 2025	Year ended March 31, 2024
Rental income from investment property	175.67	155.24
Less: Direct operating expenses (Including repairs & maintenance) arising from investment property that generated rental income during the year	2.44	2.11
Less: Direct operating expenses (Including repairs & maintenance) arising from investment property that did not generate rental income during the year	-	-
Income/(loss) from Investment property (net)	173.22	153.13

Fair value of the Investment property as at March 31, 2025 based on the valuation by a registered valuer as defined under Rule 2 of Companies (Registered Valuers and Valuation) Rules, 2017 is ₹7,096.20 lakh (P.Y. ₹7,057.00 lakh)

The Company has no restrictions on the disposal of its investment properties and no contractual obligations to purchase, construct or develop investment properties or for repairs, maintenance and enhancements.

Notes Forming Part of the Consolidated Financial Statements

for the year ended March 31, 2025

(All amounts are in ₹ lakh, except for share data or as otherwise stated)

6.1 Right-of-use assets

Movement in Right of use assets is given below:

Particulars	As at March 31, 2025	As at March 31, 2024
Opening balance	-	-
Add: Additions during the year	44.34	-
Less: Deletions during the year	-	-
Less: Amortisation during the year	2.98	-
Closing balance	41.36	-

6.2 Lease liabilities

(i) The following is the break-up of current and non-current lease liabilities:

Particulars	As at March 31, 2025	As at March 31, 2024
Current lease liabilities	5.30	-
Non-current lease liabilities	36.82	-
Total	42.12	-

(ii) Movement in Lease liabilities is given below:

Particulars	As at March 31, 2025	As at March 31, 2024
Balance at the beginning of the year	-	-
Additions during the year	44.34	-
Finance costs accrued during the year	1.91	-
Deletions	-	-
Payment of lease liabilities	(4.12)	-
Balance at the end of the year	42.12	-

(iii) Contractual maturities of lease liabilities on undiscounted basis

Particulars	As at March 31, 2025	As at March 31, 2024
Less than one year	8.88	-
One to three years	13.30	-
More than three years	39.00	-
Total	61.18	-

(iv) Amount recognised in the statement of profit and loss :

Particulars	Year ended March 31, 2025	Year ended March 31, 2024
Interest expenses	1.91	-
Amortisation of right-of-use assets	2.98	-
Total	4.89	-

- This company does not face a significant liquidity risk with regard to its lease liabilities as the current assets are sufficient to meet the obligations related to lease liabilities as and when they fall due.
- The incremental borrowing rate used for measurement of borrowing lease is 9% p.a. which is the rate the individual lessee would have to pay to borrow the funds necessary to obtain an asset of similar value to the right-of-use asset of similar economic environment with similar terms, security and conditions.
- Rental expenses recorded for the short term leases is ₹6.24 lakh for the year ended March 31, 2025 (P.Y. Nil)

Notes Forming Part of the Consolidated Financial Statements

for the year ended March 31, 2025

(All amounts are in ₹ lakh, except for share data or as otherwise stated)

7. Investments (non-current)

Particulars	As at March 31, 2025	As at March 31, 2024
Investments designated at fair value through profit or loss (FVTPL)		
Investments in others		
National Savings Certificate	0.10	0.10
Total	0.10	0.10
Aggregate amount of quoted investments	-	-
Aggregate amount of unquoted investments	0.10	0.10
Aggregate amount of impairment in the value of investments	-	-

8. Other financial assets (non-current)

Particulars	As at March 31, 2025	As at March 31, 2024
Margin money deposits against bank guarantee	120.49	50.40
Security deposits with government companies and others	724.94	658.77
Total	845.43	709.17

9. Other non-current assets

Particulars	As at March 31, 2025	As at March 31, 2024
(i) Capital advances	5,472.46	3,470.46
(ii) Advances other than capital advances -		
a. Prepaid expenses	22.94	56.34
b. Taxes paid under protest	486.41	414.40
c. Income tax refund receivable	209.44	207.74
Total	6,191.25	4,148.95

10. Inventories

Particulars	As at March 31, 2025	As at March 31, 2024
(Valued at lower of cost and net realisable value)		
Raw materials (includes materials in transit of ₹2,857.90 lakh; P.Y. ₹3,417.53 lakh)	14,295.06	13,493.69
Work-in-progress	1,537.20	1,757.85
Finished goods (includes stock in transit ₹593.26 lakh; P.Y. ₹535.40 lakh)	9,295.04	10,721.30
Stores and spares	1,045.37	1,335.19
Packing materials	235.49	278.43
Fuel and others	910.49	1,022.54
Housekeeping and kitchen stewarding	25.03	51.81
Food & beverages	34.73	29.10
Total	27,378.41	28,689.92

10.1 For inventories secured against borrowings, refer note 42(b) of the consolidated financial statements.

## Notes Forming Part of the Consolidated Financial Statements

for the year ended March 31, 2025

(All amounts are in ₹ lakh, except for share data or as otherwise stated)

### 11. Trade receivables

Particulars	As at March 31, 2025	As at March 31, 2024
Unsecured, considered good*	27,527.35	31,939.89
Unsecured, credit impaired	30.52	-
Less : Expected Credit Loss	(30.52)	-
<b>Total</b>	<b>27,527.35</b>	<b>31,939.89</b>

\* Includes amount receivable from related parties (refer note 40).

11.1 For Trade receivables secured against borrowings, refer note 42(b) of the consolidated financial statements.

11.2 For Company's exposure to the market risk and credit risk, refer note 43 of the consolidated financial statements.

11.3 Trade receivables are non-interest bearing and generally on credit term of 7 to 90 days.

#### Trade Receivables ageing schedule As at March 31, 2025

Particulars	Not Due	Outstanding for following periods from due date of payment					
		Less than 6 months	6 months - 1 year	1 - 2 years	2 - 3 years	More than 3 years	Total
(i) Undisputed Trade receivables – considered good	23,977.49	3,535.81	7.70	4.60	1.31	0.44	27,527.35
(ii) Undisputed Trade receivables – which have significant increase in credit risk	-	-	-	-	-	-	-
(iii) Undisputed Trade receivables – credit impaired	-	-	-	30.52	-	-	30.52
(iv) Disputed Trade receivables– considered good	-	-	-	-	-	-	-
(v) Disputed Trade receivables – which have significant increase in credit risk	-	-	-	-	-	-	-
(vi) Disputed Trade receivables – credit impaired	-	-	-	-	-	-	-
(vii) Expected credit loss rate	-	-	-	100%	-	-	100%
(viii) Expected credit loss	-	-	-	(30.52)	-	-	(30.52)
<b>Total</b>	<b>23,977.49</b>	<b>3,535.81</b>	<b>7.70</b>	<b>4.60</b>	<b>1.31</b>	<b>0.44</b>	<b>27,527.35</b>

#### As at March 31, 2024

Particulars	Not Due	Outstanding for following periods from due date of payment					
		Less than 6 months	6 months - 1 year	1 - 2 years	2 - 3 years	More than 3 years	Total
(i) Undisputed Trade receivables – considered good	27,644.24	4,257.22	32.32	3.58	0.10	0.44	31,937.90
(ii) Undisputed Trade receivables – which have significant increase in credit risk	-	-	-	-	-	-	-
(iii) Undisputed Trade receivables – credit impaired	-	-	-	-	-	-	-
(iv) Disputed Trade receivables– considered good	-	-	-	-		1.99	1.99
(v) Disputed Trade receivables – which have significant increase in credit risk	-	-	-	-	-	-	-
(vi) Disputed Trade receivables – credit impaired	-	-	-	-	-	-	-
(vii) Expected credit loss rate	-	-	-	-	-	-	-
(viii) Expected credit loss <sup>#</sup>	-	-	-	-	-	-	-
<b>Total</b>	<b>27,644.24</b>	<b>4,257.22</b>	<b>32.32</b>	<b>3.58</b>	<b>0.10</b>	<b>2.43</b>	<b>31,939.89</b>

<sup>#</sup>The Company had not accounted for expected losses as it has no defaults in payments from the customers in the earlier years..

## Notes Forming Part of the Consolidated Financial Statements

for the year ended March 31, 2025

(All amounts are in ₹ lakh, except for share data or as otherwise stated)

### 12. Cash and cash equivalents

Particulars	As at March 31, 2025	As at March 31, 2024
<b>a) Balances with banks</b>		
- in current accounts	2,205.37	672.52
- debit balance in cash credit accounts	2,616.09	2,053.07
- in deposit accounts	10,061.88	5,388.72
<b>b) Cash on hand</b>	6.07	5.88
<b>Total</b>	<b>14,889.41</b>	<b>8,120.21</b>

### 13. Other bank balances

Particulars	As at March 31, 2025	As at March 31, 2024
<b>Balances with banks</b>		
Term deposits with original maturity between three to twelve months	20,135.29	24,941.46
<b>Earmarked balances with banks</b>		
Margin money deposit accounts	328.64	917.58
<b>Total</b>	<b>20,463.93</b>	<b>25,859.04</b>

### 14. Other financial assets (current)

Particulars	As at March 31, 2025	As at March 31, 2024
Interest accrued and due on security deposits and others	35.36	30.75
<b>Total</b>	<b>35.36</b>	<b>30.75</b>

### 15. Current tax assets (net)

Particulars	As at March 31, 2025	As at March 31, 2024
Advance tax (Net of provision for tax)	32.73	(366.06)
<b>Total</b>	<b>32.73</b>	<b>(366.06)</b>

### 16. Other current assets

Particulars	As at March 31, 2025	As at March 31, 2024
Prepaid expenses	359.27	237.81
Advances to suppliers	412.70	880.81
Employee advances	7.56	9.34
Balances with revenue authorities	957.98	1,473.33
Export benefits receivable	13.20	20.44
Incentive receivable from government	1,839.07	2,403.82
Others*	205.45	64.51
Less : Provision*	(31.72)	(31.72)
<b>Total</b>	<b>3,763.51</b>	<b>5,058.35</b>

\*Includes an amount of ₹31.72 lakh recoverable from certain employees for the reasons specified herewith:



Notes Forming Part of the Consolidated Financial Statements

for the year ended March 31, 2025

(All amounts are in ₹ lakh, except for share data or as otherwise stated)

The company had an arrangement for supply of coal in specified consignments on a periodic basis. Few consignments aggregating to ₹31.72 lakh were misappropriated, while in transit, by 2 employees of the company during the year ended March 31, 2015. The services of the said employees were terminated in that year itself and legal action against initiated on these employees including action for the recovery of the above-mentioned amounts. Pending recovery, the amounts have been fully provided for.

17. Equity share capital

Particulars	As at March 31, 2025	As at March 31, 2024
<b>AUTHORIZED</b>		
22,75,00,000 (P.Y. 22,75,00,000) equity shares of ₹2/- each	4,550.00	4,550.00
<b>Total</b>	<b>4,550.00</b>	<b>4,550.00</b>
<b>ISSUED, SUBSCRIBED &amp; PAID-UP CAPITAL</b>		
3,24,01,000 (P.Y. 3,24,01,000) equity shares of ₹2/- each, fully paid up	648.02	648.02
<b>Total</b>	<b>648.02</b>	<b>648.02</b>

(A) Movement in equity share capital:

Particulars	No of Shares	Amount
<b>Balance at April 1, 2023</b>	<b>3,24,01,000</b>	<b>648.02</b>
Movement during the year	-	-
<b>Balance at March 31, 2024</b>	<b>3,24,01,000</b>	<b>648.02</b>
Movement during the year	-	-
<b>Balance at March 31, 2025</b>	<b>3,24,01,000</b>	<b>648.02</b>

(B) Details of shareholders holding more than 5% shares in the company

Name of the shareholder	As at March 31, 2025		As at March 31, 2024	
	No. of Shares	% holding	No. of Shares	% holding
Ande Prathap Reddy	49,69,709	15.34	49,69,709	15.34
APR Holdings and Investments LLP	47,74,720	14.74	47,74,720	14.74
Ande Shakunthala Devi	-	-	19,63,049	6.06
Ande Srinivas Reddy	36,57,146	11.29	16,94,097	5.23

(C) Terms/Rights attached to equity shares

The company has only one class of equity shares having a face value of ₹2/- each (P.Y ₹2/- each). Each holder of equity shares is entitled to one vote per share. The dividend proposed by the Board of Directors is subject to the approval of the shareholders in the ensuing Annual General Meeting, except in case of interim dividend. In the event of liquidation of the company, the equity shareholders will be entitled to receive remaining assets of the company, after distribution of all preferential amounts. The distribution will be in proportion to the number of equity shares held by the shareholders.

(D) (i) Shareholding of promoters as at March 31, 2025

Name of the promoter	No. of shares	% of total shares	% change during the year
Ande Prathap Reddy	49,69,709	15.34	-
Dundurapu Ram Reddy	4,74,855	1.47	-
Rajeshwar Reddy Nomula	5,94,993	1.84	-
Hemanth Reddy Gaddam	8,17,746	2.52	13.76%
Ande Srinivas Reddy	36,57,146	11.29	115.88%
<b>Total</b>	<b>1,05,14,449</b>	<b>32.46</b>	

Notes Forming Part of the Consolidated Financial Statements

for the year ended March 31, 2025

(All amounts are in ₹ lakh, except for share data or as otherwise stated)

(ii) Shareholding of promoters as at March 31, 2024

Name of the promoter	No. of shares	% of total shares	% change during the year
Ande Prathap Reddy	49,69,709	15.34	-
Dundurapu Ram Reddy	4,74,855	1.47	-
Rajeshwar Reddy Nomula	5,94,993	1.84	-
Hemanth Reddy Gaddam	7,18,803	2.22	-
Ande Srinivas Reddy	16,94,097	5.23	-
<b>Total</b>	<b>84,52,457</b>	<b>26.10</b>	

(E) Shares allotted as fully paid pursuant to contract(s) without payment being received in cash or as fully paid up Bonus Shares during the period of five years immediately preceding March 31, 2025: NIL

(F) Shares reserved for issue under options and contracts or commitments for the sale of shares or disbursement: NIL

18. Other equity

Particulars	As at March 31, 2025	As at March 31, 2024
<b>Reserves and surplus</b>		
Securities premium	569.61	569.61
Capital reserve	304.11	304.11
Retained earnings	1,64,621.50	1,53,863.64
General reserve	18,362.57	16,800.44
<b>Total</b>	<b>1,83,857.79</b>	<b>1,71,537.80</b>

Securities premium

Particulars	As at March 31, 2025	As at March 31, 2024
<b>Opening balance</b>	<b>569.61</b>	<b>569.61</b>
Additions during the year	-	-
Deductions/adjustments during the year	-	-
<b>Closing balance</b>	<b>569.61</b>	<b>569.61</b>

Capital reserve

Particulars	As at March 31, 2025	As at March 31, 2024
<b>Opening balance</b>	<b>304.11</b>	<b>304.11</b>
Additions during the year	-	-
<b>Closing balance</b>	<b>304.11</b>	<b>304.11</b>

Retained earnings

Particulars	As at March 31, 2025	As at March 31, 2024
<b>Opening balance</b>	<b>1,53,863.64</b>	<b>1,38,814.25</b>
Add : Profit for the year	15,846.80	20,485.36
Opening balance of Other comprehensive income - Remeasurement of defined benefit plans (net of tax)	-	-
Add : Other comprehensive income - Remeasurement of defined benefit plans (net of tax)	37.30	(482.87)
Less : Transfer to general reserve	(1,562.13)	(1,713.00)
Less : Dividend paid	(3,564.11)	(3,240.10)
<b>Closing balance</b>	<b>1,64,621.50</b>	<b>1,53,863.64</b>

## Notes Forming Part of the Consolidated Financial Statements

for the year ended March 31, 2025

(All amounts are in ₹ lakh, except for share data or as otherwise stated)

### General Reserve

Particulars	As at March 31, 2025	As at March 31, 2024
Opening balance	16,800.44	15,087.44
Additions during the year	1,562.13	1,713.00
Closing balance	18,362.57	16,800.44

### Nature and purpose of other reserves

#### (i) Securities premium

Securities premium is used to record the premium on issue of shares. The reserve can be utilized in accordance with the provisions of the Companies Act, 2013.

#### (ii) Capital reserve

Capital reserve includes transfer of forfeited shares and state subsidy. The reserve is utilised in accordance with the provisions of the Companies Act, 2013

#### (iii) Retained earnings

This reserve represents the cumulative profits of the Company and effects of the remeasurement of defined benefit obligations. The reserve is utilised in accordance with the provisions of the Companies Act, 2013

#### (iv) General Reserve

This reserve is used to record the transfers made from the retained earnings and was made on account of the requirements of the Companies Act, 2013 for payment of dividends. General reserve is used for strengthening the financial position and meeting future contingencies and losses.

### 19. Borrowings (non-current)

Particulars	As at March 31, 2025	As at March 31, 2024
<b>Non- current</b>		
Secured loans	-	-
Term loans from banks	151.52	1,060.61
<b>Total</b>	<b>151.52</b>	<b>1,060.61</b>

#### (i) Term loans from banks:

The subsidiary company has availed term loans from HDFC Bank Limited. Term loan from HDFC Bank Limited is repayable in 66 equal monthly installments starting from Dec, 2020.

#### (ii) Security:

The term loans from HDFC Bank Ltd are secured by first charge on factory land and building located at E-8/1, MIDC, Chincholi, Solapur, Maharashtra. Second pari passu charge on entire current assets of the subsidiary company present and future.

#### (iii) Repayment schedule with rate of interest - HDFC Bank Ltd

Financial Year	Amount
2025-2026	909.09
2026-2027	151.52
Total	1,060.61
ROI	7.97% p.a.

iv) For the Group's exposure to the interest rate risk and liquidity risk, refer note 43 to the consolidated financial statements.

## Notes Forming Part of the Consolidated Financial Statements

for the year ended March 31, 2025

(All amounts are in ₹ lakh, except for share data or as otherwise stated)

### 20. Other financial liabilities (non-current)

Particulars	As at March 31, 2025	As at March 31, 2024
Rental deposits	106.84	106.49
<b>Total</b>	<b>106.84</b>	<b>106.49</b>

### 21. Provisions (non-current)

Particulars	As at March 31, 2025	As at March 31, 2024
<b>Provision for employee benefits</b>		
Leave encashment	173.15	167.27
Gratuity	-	183.35
<b>Others</b>	<b>93.35</b>	<b>93.35</b>
<b>Total</b>	<b>266.50</b>	<b>443.97</b>

### Movement in Other provisions

Particulars	As at March 31, 2025	As at March 31, 2024
<b>Opening balance</b>	<b>93.35</b>	<b>78.51</b>
Add : Provision created during the year	-	14.84
<b>Closing balance</b>	<b>93.35</b>	<b>93.35</b>

Other Provisions represents reserve for bad and doubtful debts for the hotel segment created pursuant to the agreement with the Hotel Operator at 0.5% of the Gross Operating Income upto March 2024.

### 22. Deferred tax liabilities (net)

Particulars	As at March 31, 2025	As at March 31, 2024
(i) Deferred tax liabilities on account of:		
On fiscal allowances on property plant and equipment, investment property, etc.	10,011.12	8,799.73
(ii) Deferred tax assets on account of:		
Expenses allowable on payment basis	(141.89)	(26.42)
Provision for doubtful debts	(31.17)	(23.49)
<b>Deferred tax liabilities (net)</b>	<b>9,838.05</b>	<b>8,749.82</b>

### Movement in deferred tax liabilities (net)

Particulars	On fiscal allowances on property plant and equipment, investment property, etc.	Expenses allowable on payment basis	Provision for doubtful debts	Total
<b>As at April 1, 2024</b>	8,799.73	(26.42)	(23.49)	8,749.82
<b>(Charged)/Credited</b>				
to Statement of profit and loss	1,211.39	(115.47)	(7.68)	1,088.23
to Other comprehensive income	-	-	-	-
<b>As at March 31, 2025</b>	<b>10,011.12</b>	<b>(141.89)</b>	<b>(31.17)</b>	<b>9,838.05</b>

Notes Forming Part of the Consolidated Financial Statements

for the year ended March 31, 2025

(All amounts are in ₹ lakh, except for share data or as otherwise stated)

Particulars	On fiscal allowances on property plant and equipment, investment property, etc.	Expenses allowable on payment basis	Provision for doubtful debts	Total
As at April 1, 2023	8,094.98	26.18	-	8,121.16
(Charged)/Credited				
to Statement of profit and loss	704.77	(55.26)	(23.49)	626.02
to Other comprehensive income	-	2.66	-	2.66
As at March 31, 2024	8,799.73	(26.42)	(23.49)	8,749.82

23. Other non-current liabilities

Particulars	As at March 31, 2025	As at March 31, 2024
Deferred revenue export benefits	-	59.82
Total	-	59.82

24. Borrowings (current)

Particulars	As at March 31, 2025	As at March 31, 2024
Secured		
Repayable on demand	-	-
Working capital loans from banks	-	-
Current maturities of long-term debt	-	-
From banks (Refer Note 19)	909.09	909.09
Total	909.09	909.09

For the terms of borrowings refer note 42(b) of the consolidated financials

25. Trade payables

Particulars	As at March 31, 2025	As at March 31, 2024
Dues to micro enterprises and small enterprises	946.53	2,143.83
Dues to creditors other than micro enterprises and small enterprises*	5,965.02	5,635.26
Total	6,911.55	7,779.09

\*Includes amounts payable to related parties (refer note 40)

Trade payables aging schedule as at March 31, 2025

Particulars	Not Due	Outstanding for following periods from due date of payment				Unbilled	Total
		Less than 1 year	1-2 years	2-3 years	More than 3 years		
(i) MSME*	1,618.36	-	-	-	-	47.43	1,665.79
(ii) Others	4,429.36	407.79	33.91	3.68	17.55	353.47	5,245.76
(iii) Disputed dues - MSME	-	-	-	-	-	-	-
(iv) Disputed dues - Others	-	-	-	-	-	-	-
Total	6,047.72	407.79	33.91	3.68	17.55	400.90	6,911.55

\*includes dues to medium enterprises.

Notes Forming Part of the Consolidated Financial Statements

for the year ended March 31, 2025

(All amounts are in ₹ lakh, except for share data or as otherwise stated)

Trade payables aging schedule as at March 31, 2024

Particulars	Not Due	Outstanding for following periods from due date of payment				Unbilled	Total
		Less than 1 year	1-2 years	2-3 years	More than 3 years		
(i) MSME*	2,468.69	0.01	-	-	-	-	2,468.70
(ii) Others	1,385.68	3,370.74	5.66	0.20	34.56	513.55	5,310.39
(iii) Disputed Dues - MSME	-	-	-	-	-	-	-
(iv) Disputed Dues - Others	-	-	-	-	-	-	-
Total	3,854.37	3,370.75	5.66	0.20	34.56	513.55	7,779.09

\*includes dues to medium enterprises.

26. Other financial liabilities (current)

Particulars	As at March 31, 2025	As at March 31, 2024
Salaries payable	2,604.80	3,174.12
Interest accrued but not due	7.68	14.42
Other recoveries payable	54.78	70.34
Security deposits	73.80	117.70
Creditors for capital goods	1,464.85	1,651.31
Total	4,205.91	5,027.89

27. Other current liabilities

Particulars	As at March 31, 2025	As at March 31, 2024
Advances from customers	563.65	295.35
Statutory liabilities	172.81	201.67
Deferred revenue export benefits*	8.89	-
Total	745.35	497.02

\* The Holding Company has imported capital equipment under Export Promotion Capital Goods Scheme (EPCG) of Foreign Trade Policy 2015-2020. This balance represents the duty saved on import under EPCG scheme against which the Company has to fulfill export obligations as per the terms of the scheme.

28. Provisions (current)

Particulars	As at March 31, 2025	As at March 31, 2024
Provision for employee benefits		
Leave encashment	191.71	45.31
Gratuity	-	245.94
Total	191.71	291.25

29. Revenue from operations

Particulars	Year ended March 31, 2025	Year ended March 31, 2024
Sale of products		
Sale of aliphatic amines, speciality chemicals and derivatives of amines	1,35,307.66	1,57,888.60
Sale of services		
Rooms, restaurants, banquets and other services	3,275.17	2,945.72



Notes Forming Part of the Consolidated Financial Statements

for the year ended March 31, 2025

(All amounts are in ₹ lakh, except for share data or as otherwise stated)

Particulars	Year ended March 31, 2025	Year ended March 31, 2024
<b>Other operating revenues</b>		
Scrap sales	46.50	58.57
Service income	442.53	310.28
Incentive from government	423.42	2,008.64
Export incentives	213.16	939.48
<b>Total Revenue from operations</b>	<b>1,39,708.44</b>	<b>1,64,151.30</b>

30. Other income

Particulars	Year ended March 31, 2025	Year ended March 31, 2024
Interest income on bank deposits and others at amortised cost	2,146.09	2,174.25
Liabilities no longer required written back	2.99	23.14
Profit on redemption of mutual funds designated at FVTPL (Net)	-	46.31
Profit on sale of property, plant and equipment (net)	6.00	2.38
Foreign exchange gain (net)	807.26	454.12
Rental income	243.31	214.81
Insurance claims received	47.89	31.76
Miscellaneous income	66.78	17.01
<b>Total</b>	<b>3,320.32</b>	<b>2,963.77</b>

31. Cost of materials consumed

Particulars	Year ended March 31, 2025	Year ended March 31, 2024
Opening Stock	10,157.06	15,181.53
Add: Purchases	77,758.28	86,600.51
Less: Closing Stock	11,496.93	10,157.06
<b>Total</b>	<b>76,418.41</b>	<b>91,624.97</b>

32. Changes in inventories of work-in-progress and finished goods

Particulars	Year ended March 31, 2025	Year ended March 31, 2024
<b>Opening inventories</b>		
Finished goods	10,721.30	9,350.40
Work-in-progress	1,757.85	1,823.64
<b>(A)</b>	<b>12,479.15</b>	<b>11,174.04</b>
<b>Closing inventories</b>		
Finished goods	9,295.04	10,721.30
Work-in-progress	1,537.20	1,757.85
<b>(B)</b>	<b>10,832.24</b>	<b>12,479.15</b>
<b>Total (A-B)</b>	<b>1,646.91</b>	<b>(1,305.10)</b>

Notes Forming Part of the Consolidated Financial Statements

for the year ended March 31, 2025

(All amounts are in ₹ lakh, except for share data or as otherwise stated)

33. Employee benefits expense

Particulars	Year ended March 31, 2025	Year ended March 31, 2024
Salaries, wages and bonus	6,931.49	7,322.48
Contribution to provident and other funds	507.97	595.97
Staff welfare expenses	234.41	143.46
Leave encashment expense	312.17	164.89
<b>Total</b>	<b>7,986.04</b>	<b>8,226.81</b>

34. Finance costs

Particulars	Year ended March 31, 2025	Year ended March 31, 2024
Interest on borrowings	145.96	396.80
Interest on lease liabilities	1.91	-
Interest on shortfall in payment of advance tax	0.94	0.13
Other borrowing costs	221.00	247.31
<b>Total</b>	<b>369.81</b>	<b>644.23</b>

35. Depreciation and amortisation expenses

Particulars	Year ended March 31, 2025	Year ended March 31, 2024
Depreciation on property, plant and equipment	4,820.04	4,512.08
Depreciation on investment property	20.61	25.28
Amortisation of Right-of-use assets	2.98	-
<b>Total</b>	<b>4,843.63</b>	<b>4,537.36</b>

36. Other expenses

Particulars	Year ended March 31, 2025	Year ended March 31, 2024
Consumption of stores and spares	1,371.65	1,424.86
Consumption of packing material	3,552.00	3,779.43
Power and fuel	14,961.47	16,987.92
Freight charges	5,066.78	4,432.63
Effluent treatment expenses	475.16	541.91
Travelling and conveyance	253.80	265.40
<b>Repairs and Maintenance</b>		
Buildings	140.05	123.58
Plant and equipment	670.05	846.30
Others	190.64	146.06
Printing and stationery	46.79	47.09
Communication expenses	29.60	24.67
Legal and professional charges	176.75	622.81
Insurance	473.58	481.03
Auditors' remuneration	66.57	77.74
Rent, rates and taxes	102.08	114.18

Notes Forming Part of the Consolidated Financial Statements

for the year ended March 31, 2025

(All amounts are in ₹ lakh, except for share data or as otherwise stated)

Particulars	Year ended March 31, 2025	Year ended March 31, 2024
Commission and discount	634.85	759.86
Sales promotion and other selling expenses	174.83	157.46
GST input tax credit expense	192.77	255.57
Advertisement expenses	31.31	8.89
Computer maintenance	6.99	10.19
Operator's management & incentive fees	200.65	181.21
Registrations and renewals	72.05	93.79
Foreign exchange loss (net)	-	
Expenditure on Corporate social responsibility	960.54	983.17
Expenditure on Corporate enviornmental responsibility	8.08	263.70
Research & development expenses	78.36	70.86
Spa operating expenses	52.98	46.95
Water testing charges	1.54	1.44
Banquet expenses	31.09	14.36
Provision for bad and doubtful debts	30.52	14.84
Bad debts written off	4.25	96.67
Property, plant and equipment written off	41.41	59.10
Fines & penalties	6.15	-
Miscellaneous expenses	336.69	297.62
<b>Total</b>	<b>30,442.03</b>	<b>33,231.25</b>

37. Tax expense

Particulars	Year ended March 31, 2025	Year ended March 31, 2024
<b>(a) Amount recognised in statement of profit and loss</b>		
Current tax	4,450.63	6,949.62
Earlier years' tax	(76.05)	(650.39)
Deferred tax	1,088.22	626.02
<b>Total tax expense</b>	<b>5,462.80</b>	<b>6,925.25</b>
<b>(b) Amount recognised in other comprehensive income</b>		
<b>Deferred tax related to items recognised in OCI</b>		
Deferred tax expense/(income) on remeasurements of defined benefit obligations	-	-
Income-tax expense/(income) recognised in OCI	-	-
<b>(c) Reconciliation of effective tax rate:</b>		
<b>Profit before tax</b>	<b>21,321.94</b>	<b>30,155.55</b>
Enacted tax rate in India	25.168%	25.168%
<b>Tax expense at enacted rates</b>	<b>5,366.42</b>	<b>7,589.69</b>
Effect of non-deductible expense	1,663.65	1,637.20
Effect of allowances for tax purpose	(2,579.44)	(2,277.26)
<b>Tax as per the financial statements</b>	<b>4,450.63</b>	<b>6,949.62</b>
Effect of deferred tax	1,088.22	626.02
Effect of earlier years' tax	(76.05)	(650.39)
<b>Income-tax recognised in the statement of profit and loss</b>	<b>5,462.80</b>	<b>6,925.25</b>

Notes Forming Part of the Consolidated Financial Statements

for the year ended March 31, 2025

(All amounts are in ₹ lakh, except for share data or as otherwise stated)

38. Earnings per share:

Particulars	Year ended March 31, 2025	Year ended March 31, 2024
Net profit for the year as per statement of profit & loss (₹ in lakh)	15,752.10	20,485.36
Number of shares outstanding at the end of the year (in nos.)	3,24,01,000	3,24,01,000
Weighted average number of equity shares outstanding during the year (in nos.)	3,24,01,000	3,24,01,000
Basic and Diluted earnings per share (₹)	48.62	63.22
Face value per share (₹)	2.00	2.00

39. Contingent liabilities and commitments

(a) Contingent liabilities

Particulars	As at March 31, 2025	As at March 31, 2024
<b>Claims against the Company not acknowledged as debts</b>		
Income tax	697.29	669.30
Custom Duty	309.18	309.18
GST	282.82	-
<b>Total</b>	<b>1,289.28</b>	<b>978.47</b>

Income Tax

The above demand is arising on account of the following reasons:

- disallowance of interest on account of loans given to subsidiary companies for assessment years 2013-14, 2014-15, 2016-17, 2017-18 and 2019-20. The matters are pending before the Commissioner of Income Tax (Appeals).
- disallowance of Capital Expenditure of Hotel Division relating to assessment year 2014-15. The matter is pending before the Commissioner of Income Tax (Appeals).
- 80G disallowance and ICDS adjustments relating to assessment year 2020-21. The matter is pending before the Commissioner of Income Tax (Appeals).

Demands pertaining to the assessment years 2013-14, 2014-15, 2016-17, 2017-18 and 2020-21 were fully paid by way of adjustment of refunds, under protest. Out of the above demands, ₹546.54 lakh paid under protest pertains to Income tax - TDS on foreign remittances pertaining to the FY 2017-18 & 2018-19.

The subsidiary company has filed appeals with CIT (Appeals) and the same are pending for disposal. The subsidiary company has paid an amount of ₹12.81 lakh under protest.

Custom Duty

On account of incorrect application of concessional rate of duty on ethanol during the period 15-07-2017 to 09-05-2020. The matter is pending before the Commissioner of Customs (Appeals). The amount paid under protest is ₹54.11 lakh.

GST

On account of GST on technical know-how paid to foreign entity and corporate guarantee extended on behalf of the subsidiary company for the period July 2017 to March 2023. The matter is pending before the GST appellate authority. The amount paid under protest is ₹28.28 lakh.

(b) Capital and other commitments

Particulars	As at March 31, 2025	As at March 31, 2024
Estimated amount of contracts remaining to be executed on capital account and not provided for	24,061.51	4,132.95
Other commitments	-	-
<b>Total</b>	<b>24,061.51</b>	<b>4,132.95</b>



Notes Forming Part of the Consolidated Financial Statements

for the year ended March 31, 2025

(All amounts are in ₹ lakh, except for share data or as otherwise stated)

40. Related party disclosures

(a)	Name of the related party	Description of the relationship
<b>Key management personnel (KMP)</b>		
	Mr. Ande Prathap Reddy	Executive Chairman
	Mr. Dundurapu Ram Reddy	Managing Director
	Mr. Nomula Rajeshwar Reddy	Whole Time Director
	Mr. Ande Srinivas Reddy	Whole Time Director & CFO
	Mr. Gaddam Hemanth Reddy	Whole Time Director & CFO (upto 20 <sup>th</sup> May, 2023)
	Mr. Naveena Chandra Thammishetty	Independent Director (upto 20 <sup>th</sup> May, 2023)
	Mr. Amarender Reddy Minupuri	Independent Director (upto 20 <sup>th</sup> May, 2023)
	Mr. Satyanarayana Murthy Chavali	Independent Director (upto 20 <sup>th</sup> May, 2023)
	Mr. Kashinath Revappa Dhole	Independent Director (upto 20 <sup>th</sup> May, 2023)
	Ms. Vimala Behram Madon	Independent Director (upto 20 <sup>th</sup> May, 2023)
	Dr. Suhasini Yatin Shah	Independent Director
	Dr. Uma Rajiv Pradhan	Independent Director
	Mr. Mohan Kumar Ramakrishna	Independent Director
	Mr. Adabala Sheshagiri Rao	Independent Director
	Mr.Lakhan Suganchand Dargad	Company Secretary (upto 30 <sup>th</sup> December 2024)
	Mr. Abhijeet Shailesh Kothadiya	Company Secretary (from 31 <sup>st</sup> December 2024)
	Thirumala Precicasts Private Limited	Enterprise where KMP has Significance Influence/ Control
	MVL Medisynth Private Limited	Enterprise where KMP has Significance Influence/ Control
	SVS Sourcings Private Limited	Enterprise where KMP has Significance Influence/ Control
	Sri Venkateshwara Cement Products	Enterprise where KMP has Significance Influence/ Control
	APR Holdings and Investments LLP	Enterprise where KMP has Significance Influence/ Control
<b>Close members of KMP</b>		
	Mrs. Madhumathi Gaddam	Daughter of Mr. Ande Prathap Reddy - Executive Chairman
	Ms. Meena Devi Ande	Daughter of Mr. Ande Prathap Reddy - Executive Chairman
	Mrs. Achanta Annapurna	Daughter of Mr. Ande Prathap Reddy - Executive Chairman
	Mr. Gaddam Hemanth Reddy	Son in Law of Mr. Ande Prathap Reddy - Executive Chairman
	Mrs. Dundurapu Vandana Reddy	Wife of Mr.Dundurapu Ram Reddy - Managing Director
	Mrs. Gaddam Tanmai Reddy	Daughter of Mr.Dundurapu Ram Reddy - Managing Director
	Mrs. Saritha Nomula	Wife of Mr. Nomula Rajeshwar Reddy - Whole Time Director
	Mr. Nomula Chandrabhushan Reddy	Brother of Mr. Nomula Rajeshwar Reddy - Whole Time Director
	Mrs. Anusuya Kishan Reddy	Sister of Mr. Nomula Rajeshwar Reddy - Whole Time Director
	Mr. Nomula Eeshan Reddy	Son of Mr. Nomula Rajeshwar Reddy - Whole Time Director
	Mrs. Nomula Deepti Rajeshwar Reddy	Daughter of Mr. Nomula Rajeshwar Reddy - Whole Time Director
	Mr. Gaddam Raja Reddy	Father in Law of Mr. Nomula Rajeshwar Reddy - Whole Time Director

Notes Forming Part of the Consolidated Financial Statements

for the year ended March 31, 2025

(All amounts are in ₹ lakh, except for share data or as otherwise stated)

(b) Transactions with related parties during the year

Particulars	Year ended March 31, 2025	Year ended March 31, 2024
<b>Thirumala Precicasts Private Limited</b>		
Rental income and services	6.52	4.08
<b>MVL Medisynth Private Limited</b>		
Sale of goods and services	1,267.69	935.90
Purchase of goods and services	578.60	470.25
<b>SVS Sourcings Private Limited</b>		
Sale of goods and services	6,062.15	6,052.68
Services received	69.60	76.48
<b>Sri Venkateshwara Cement Products</b>		
Purchase of goods and services	-	0.65
<b>Enterprise where KMP has Significance Influence/ Control</b>		
<b>Balaji Foundation &amp; Research Center</b>		
Contribution towards Corporate Social Responsibility	-	39.00
<b>Dundurapu Ram Reddy</b>		
Purchase of land	-	486.41
<b>N. Rajeshwar Reddy</b>		
Purchase of land	-	486.41
<b>Key Management Personnel</b>		
Short-term employee benefits	2,424.31	2,977.40
Post employment benefits	0.44	96.92
Dividend paid to KMP	929.77	845.25
Dividend paid to close member of KMP	503.74	458.51
Dividend paid to enterprises where KMP has significant influence/control	525.22	477.47

(c) Outstanding balances as at the year end where related party relationship existed

Particulars	As at March 31, 2025	As at March 31, 2024
<b>MVL Medisynth Private Limited</b>		
Trade receivables*	443.15	488.25
*to be settled in cash on the same day with 30 to 90 days credit period.		
<b>Thirumala Precicasts Private Limited</b>		
Trade receivables*	1.84	0.53
*to be settled in cash on the same day with no credit period.		



## Notes Forming Part of the Consolidated Financial Statements

for the year ended March 31, 2025

(All amounts are in ₹ lakh, except for share data or as otherwise stated)

Particulars	As at March 31, 2025	As at March 31, 2024
<b>SVS Sourcings Private Limited</b>		
Trade receivables*	1,567.41	1,702.52
(to be settled in cash on the same day with 90 days credit period)		
<b>Key Management Personnel</b>		
Short term employee benefits payable*	2,050.61	2,616.54
Post employment benefits payable*	22.37	81.92

\*Short-term employee benefits to be settled in cash with no credit period. Post employment benefits to be setteled in cash at the time of retirement.

### 41. Employee benefit plans

#### (a) Leave obligations

The leave obligation covers the Company's liability for the earned leave which is unfunded.

#### (b) Defined contribution plans

The Group has defined contribution plans namely provident fund. Contributions are made to provident fund at the rate of 12% of basic salary plus DA as per regulations. The contributions are made to registered provident fund administered by the Government. The obligation of the Group is limited to the amount contributed and it has no further contractual nor any constructive obligation. The expense recognised during the year towards defined contributions plan is as follows:

Particulars	Year ended March 31, 2025	Year ended March 31, 2024
Company's contribution to provident fund	320.07	295.40

#### (c) Defined benefit plan - Gratuity

The Group provides for gratuity for employees as per the Payment of Gratuity Act, 1972. The amount of gratuity payable on retirement/ termination is the employees last drawn basic salary per month computed proportionately for 15 days salary multiplied for the number of years of service. The company operates post retirement gratuity plan with LIC of India. The present value of obligation is determined based on actuarial valuation using the Projected Unit Credit Method, which recognises each period of service giving rise to additional unit of employee benefit entitlement and measures each unit separately to build up the final obligation.

Particulars	Year ended March 31, 2025	Year ended March 31, 2024
<b>Change in defined benefit obligations:</b>		
Obligation at the beginning of the year	1,889.05	1,347.09
Current service costs	171.38	157.86
Past service costs	-	-
Interest costs	131.67	97.60
Benefits paid	(130.71)	(91.56)
Increase / (Decrease) due to effect of any business combination / divesture / transfer	-	-
Remeasurements - Due to Demographic Assumptions	0.38	7.01
Remeasurements - Due to Financial Assumptions	37.31	276.88
Remeasurements - Due to Experience Adjustments	(63.83)	94.15
Obligation at the end of the year	2,035.24	1,889.04
<b>Change in plan assets:</b>		
Fair value of plan assets at the beginning of the year	1,466.50	1,482.47
Interest income	125.24	110.25
Employer's contributions	666.98	66.61

## Notes Forming Part of the Consolidated Financial Statements

for the year ended March 31, 2025

(All amounts are in ₹ lakh, except for share data or as otherwise stated)

Particulars	Year ended March 31, 2025	Year ended March 31, 2024
Benefits paid	(130.71)	(91.56)
Adjustment to Opening Balance	99.85	-
Increase / (Decrease) due to effect of any business combination / divesture / transfer	-	-
Remeasurement (gains)/losses	19.76	(101.27)
Fair value of plan assets at the end of the year	2,247.62	1,466.51
<b>Expenses recognised in the statement of profit and loss consists of:</b>		
Employee benefits expense:		
Current service costs	171.38	157.86
Past service costs	-	-
Net interest expenses	6.43	(12.65)
	177.81	145.21
<b>Other comprehensive income:</b>		
(Gain)/loss on plan assets		
Remeasurements - Due to Demographic Assumptions	0.38	7.01
Remeasurements - Due to Financial Assumptions	37.31	276.88
Remeasurements - Due to Experience Adjustments	(63.83)	94.15
(Return) on Plan Assets (Excluding Interest Income)	(19.76)	101.27
<b>Total OCI</b>	<b>(45.91)</b>	<b>479.32</b>
<b>Expenses recognised in the statement of profit and loss</b>	<b>131.90</b>	<b>624.53</b>
<b>Amounts recognised in the balance sheet consist of</b>		
Fair value of plan assets at the end of the year	2,247.62	1,466.51
Present value of obligation at the end of the year	2,035.24	1,889.04
Recognised as:		
<b>Retirement benefit liability - Non-current</b>	<b>1,745.70</b>	<b>1,639.84</b>
<b>Retirement benefit liability - Current</b>	<b>289.55</b>	<b>249.21</b>

Fair value of plan assets --- 100% with LIC of India

Expected contribution to post-employment benefit plan of gratuity for the year ending March 31, 2026 is ₹739.68 lakh.

#### (d) Significant estimates and sensitivity analysis

The sensitivity of the defined benefit obligation to changes in key assumptions is:

Particulars	Key assumptions	Defined benefit obligation			
		Increase in assumption by		Decrease in assumption by	
		March 31, 2025	Rate	March 31, 2025	Rate
Discount rate	6.97%		1%	(143.13)	1%
Salary growth rate	7.00%		1%	153.00	1%
Mortality Rate	100.00%		10%	0.11	10%
Attrition rate	6.50%		1%	(0.35)	1%

Notes Forming Part of the Consolidated Financial Statements

for the year ended March 31, 2025

(All amounts are in ₹ lakh, except for share data or as otherwise stated)

Particulars	Key assumptions	Defined benefit obligation			
		Increase in assumption by		Decrease in assumption by	
	March 31, 2024	Rate	March 31, 2024	Rate	March 31, 2024
Discount rate	7.22%	1%	(134.14)	1%	155.09
Salary growth rate	7.00%	1%	141.49	1%	(129.09)
Mortality Rate	100.00%	10%	0.19	10%	(0.19)
Attrition rate	6.00%	1%	2.59	1%	(3.08)

The above sensitivity analysis is based on a change in each assumption while holding all other assumptions constant. In practice, this is unlikely to occur and changes in some of the assumptions may be correlated. When calculating the sensitivity of the defined benefit obligation to significant actuarial assumptions, the same method (present value of the defined benefit obligation calculated with the projected unit credit method at the end of the reporting period) has been applied as when calculating the defined benefit liability recognised in the balance sheet.

(e) Risk exposure

Through its defined benefit plans, the group is exposed to a number of risks, the most significant of which are detailed below:

Interest rate risk:

The defined benefit obligation calculated uses a discount rate based on government bonds. If bond yields fall, the defined benefit obligation will tend to increase.

Salary inflation risk:

Higher than expected increases in salary will increase the defined benefit obligation.

Demographic risk:

This is the risk of variability of results due to unsystematic nature of decrements that include mortality, withdrawal, disability and retirement. The effect of these decrements on the defined benefit obligation is not straight forward and depends upon the combination of salary increase, discount rate and vesting criteria. It is important not to overstate withdrawals because in the financial analysis the retirement benefit of a short career employee typically costs less per year as compared to a long service employee.

42. Capital management

(a) Capital management and gearing ratio

For the purpose of the Group’s capital management, capital includes issued equity capital, share premium and all other equity reserves attributable to the equity holders. The primary objective of the Group’s capital management is to maximise the shareholder value.

The Group manages its capital structure and makes adjustments in light of changes in economic conditions and the requirements of the financial covenants. The Group monitors capital using a gearing ratio, which is debt divided by total capital. The Group includes within debt, interest bearing loans and borrowings.

Particulars	As at March 31, 2025	As at March 31, 2024
<b>Borrowings</b>		
Current	909.09	909.09
Non current	151.52	1,060.61
<b>Debt</b>	<b>1,060.61</b>	<b>1,969.70</b>
<b>Equity</b>		
Equity share capital	648.02	648.02
Other equity	1,83,857.79	1,71,537.80
<b>Total capital</b>	<b>1,84,505.81</b>	<b>1,72,185.82</b>
<b>Gearing ratio in % (debt/ equity)</b>	<b>0.57%</b>	<b>1.14%</b>

Notes Forming Part of the Consolidated Financial Statements

for the year ended March 31, 2025

(All amounts are in ₹ lakh, except for share data or as otherwise stated)

In order to achieve this overall objective, the Group’s capital management, amongst other things, aims to ensure that it meets financial covenants attached to the borrowings that define capital structure requirements. Breaches in meeting the financial covenants would permit the bank to immediately call loans and borrowings. There have been no breaches in the financial covenants of any interest-bearing loans and borrowing in the current period. No changes were made in the objectives, policies or processes for managing capital during the years ended March 31, 2025 and March 31, 2024

(b) Particulars relating to short term borrowings

The Holding Company has obtained cash credit facilities under consortium banking from HFDC Bank Limited, State Bank of India and Bank of Baroda, which are secured by

- first pari-passu charge by way of hypothecation over the entire current assets of the company (except Hotel divison) and
- first pari-passu charge by the consortium on Land and Building and other movable fixed assets including Plant and machinery, both present and future of Unit I (Freehold) at Gat No. 194, 195, 196, 197 & 201, Tamalwadi, Osmanabad, Maharashtra and Unit III (Leasehold) at Plot No E-7 & E-8, MIDC, Chincholi, Solapur, Maharashtra.

These loans carry interest rate ranging from 7.35% p.a. to 9.45% p.a.

As on 31<sup>st</sup> March, 2025, there is no outstanding amount under these facilities.

The Subsidiary Company has obtained cash credit facilities/ working capital loans from HDFC Bank Ltd and SBI, which are secured by hypothecation of stocks of raw materials, stock in process, finished goods, spares and book debts and second charge on property, plant and equipment.

These loans carry interest rate ranging from 9.09% p.a. to 10.20% p.a.

(c) Dividends

Particulars	Year ended March 31, 2025	Year ended March 31, 2024
<b>(i) Equity shares</b>		
Final dividend for the year ended March 31, 2024 of ₹11/- per fully paid share	3,564.11	
Final dividend for the year ended March 31, 2023 of ₹10/- per fully paid share		3,240.10
<b>(i) Dividends not recognised at the end of the reporting period</b>		
Directors have recommended the payment of final dividend of ₹11.00 (PY ₹11.00) per fully paid equity share. This proposed dividend is subject to the approval of shareholders in the ensuing annual general meeting.	3,564.11	3,564.11

43. Financial instruments and risk management

Fair values

1. The carrying amounts of trade payables, other financial liabilities (current), borrowings (current),trade receivables, cash and cash equivalents, other bank balances and loans are considered to be the same as fair value due to their short term nature.
2. Borrowings (non-current) consists of loans from banks

The fair value of financial assets and liabilities is included at the amount at which the instrument could be exchanged in a current transaction between willing parties, other than in a forced or liquidation sale.

## Notes Forming Part of the Consolidated Financial Statements

for the year ended March 31, 2025

(All amounts are in ₹ lakh, except for share data or as otherwise stated)

Set out below, is a comparison by class of the carrying amounts and fair value of the Group's financial instruments, other than those with carrying amounts that are reasonable approximation of fair values:

### (i) Categories of financial instruments

Particulars	Level	As at March 31, 2025		As at Mar 31 2024	
		Carrying amount	Fair value*	Carrying amount	Fair value*
<b>Financial assets</b>					
<b>Measured at amortised cost:</b>					
<b>Non-current</b>					
Other financial assets	3	845.43	845.43	709.17	709.17
<b>Current</b>					
Trade receivables	3	27,527.35	27,527.35	31,939.89	31,939.89
Cash and cash equivalents	3	14,889.41	14,889.41	8,120.21	8,120.21
Other bank balances	3	20,463.93	20,463.93	25,859.04	25,859.04
Other financial assets	3	35.36	35.36	30.75	30.75
<b>Measured at FVTPL:</b>					
<b>Non-current</b>					
Investments	3	0.10	0.10	0.10	0.10
<b>Total</b>		<b>63,761.58</b>	<b>63,761.58</b>	<b>66,659.15</b>	<b>66,659.15</b>
<b>Financial liabilities</b>					
<b>Measured at amortised cost:</b>					
<b>Non-current</b>					
Borrowings		151.52	151.52	1,060.61	1,060.61
Lease liabilities	3	42.12	42.12	-	-
Other financial liabilities	3	106.84	106.84	106.49	106.49
<b>Current</b>			-		-
Borrowings		909.09	909.09	909.09	909.09
Trade payables	3	6,911.55	6,911.55	7,779.08	7,779.08
Other financial liabilities	3	4,205.91	4,205.91	5,027.89	5,027.89
<b>Total</b>		<b>12,327.03</b>	<b>12,327.03</b>	<b>14,883.16</b>	<b>14,883.16</b>

\*Fair value of instruments is classified in various fair value hierarchies based on the following three levels:

**Level 1:** Level 1 hierarchy includes financial instruments measured using quoted prices. This includes listed equity instruments, traded bonds and mutual funds that have quoted price. The fair value of all equity instruments (including bonds) which are traded in the stock exchanges is valued using the closing price as at the reporting period. The mutual funds are valued using the closing NAV.

**Level 2:** The fair value of financial instruments that are not traded in an active market (for example, traded bonds, over-the-counter derivatives) is determined using valuation techniques which maximise the use of observable market data and rely as little as possible on entity-specific estimates. If all significant inputs required to fair value an instrument are observable, the instrument is included in level 2.

**Level 3:** If one or more of the significant inputs is not based on observable market data, the instrument is included in level 3. This is the case for unlisted equity securities, contingent consideration and indemnification asset included in level 3.

There are no transfers between levels 1 and 2 during the year. The Group's policy is to recognise transfers into and transfers out of fair value hierarchy levels as at the end of the reporting period.

Management uses its best judgement in estimating the fair value of its financial instruments. However, there are inherent limitations in any estimation technique. Therefore, for substantially all financial instruments, the fair value estimates presented above are not necessarily indicative of the amounts that the Group could have realized or paid in sale transactions as of respective dates. As such, the fair value of financial instruments subsequent to the reporting dates may be different from the amounts reported at each reporting date.

## Notes Forming Part of the Consolidated Financial Statements

for the year ended March 31, 2025

(All amounts are in ₹ lakh, except for share data or as otherwise stated)

The Group is exposed to market risk (fluctuation in foreign currency exchange rates, price and interest rate), liquidity risk and credit risk, which may adversely impact the fair value of its financial instruments. The Group assesses the unpredictability of the financial environment and seeks to mitigate potential adverse effects on the financial performance of the Group.

### (A) Market risk

Market risk is the risk that the fair value or future cash flows of a financial instrument will fluctuate because of changes in market prices. Market risk comprises of currency risk, interest rate risk and price risk.

Financial instruments affected by market risk include loans and borrowings, trade receivables and trade payables involving foreign currency exposure. The sensitivity analyses in the following sections relate to the position as at March 31, 2025 and March 31, 2024.

The analysis exclude the impact of movements in market variables on the carrying values of financial assets and liabilities .

The sensitivity of the relevant profit or loss item is the effect of the assumed changes in respective market risks. This is based on the financial assets and financial liabilities held at 31 March 2025 and 31 March 2024.

### (i) Foreign currency exchange rate risk

Foreign currency risk is the risk that the fair value or future cash flows of an exposure will fluctuate because of changes in foreign exchange rates. The Group's exposure to the risk of changes in foreign exchange rates relates primarily to the trade/ other payables, trade/other receivables and derivative assets/liabilities. The risks primarily relate to fluctuations in US Dollar and Euros against the functional currencies of the Group. The Group's exposure to foreign currency changes for all other currencies is not material. The Group evaluates the impact of foreign exchange rate fluctuations by assessing its exposure to exchange rate risks.

The following tables demonstrate the sensitivity to a reasonably possible change in US dollars and Euros exchange rates, with all other variables held constant. The impact on the Group's profit before tax is due to changes in the fair value of monetary assets and liabilities.

### (ii) Sensitivity

The sensitivity of profit or loss to changes in the exchange rates arises mainly from foreign currency denominated financial instruments and from foreign forward exchange contracts:

### Foreign Currency Exposure

Particulars	As at March 31, 2025		As at March 31, 2024	
	USD	Others*	USD	Others*
Bank balances	2,121.65	21.61	585.62	4.94
Trade receivables	2,391.40	777.54	3,259.64	836.34
Trade payables	(2,855.77)	-	(3,384.98)	-
<b>Net exposure to foreign currency risk</b>	<b>1,657.28</b>	<b>799.15</b>	<b>460.28</b>	<b>841.28</b>

\*Others mainly include currencies such as the Euro, Australian Dollar, United Arab Emirates Dirham and South Korean Won.

Particulars	Increase/(decrease) in profit before tax		Increase/(decrease) in other components of equity	
	March 31, 2025	March 31, 2024	March 31, 2025	March 31, 2024
<b>Change in USD</b>				
1% increase	16.57	4.60	12.40	3.44
1% decrease	(16.57)	(4.60)	(12.40)	(3.44)
<b>Change in Others*</b>				
1% increase	7.99	8.41	5.98	6.30
1% decrease	(7.99)	(8.41)	(5.98)	(6.30)

\*Others mainly include currencies such as the Euro, Australian Dollar, United Arab Emirates Dirham and South Korean won.

The movement in the pre-tax effect is a result of a change in the fair value of monetary assets and liabilities denominated in US dollars and Other currencies, where the functional currency of the entity is a currency other than US dollars and Other currencies.



Notes Forming Part of the Consolidated Financial Statements

for the year ended March 31, 2025

(All amounts are in ₹ lakh, except for share data or as otherwise stated)

(iii) Interest rate risk

Interest rate risk is the risk that the fair value or future cash flows of a financial instrument will fluctuate because of change in market interest rates. The Group's exposure to the risk of changes in market interest rates relates primarily to the Group's debt obligations with floating interest rates. As the Group has certain debt obligations with floating interest rates, exposure to the risk of changes in market interest rates are dependent of changes in market interest rates. Management monitors the movement in interest rate and, wherever possible, reacts to material movements in such rates by restructuring its financing arrangement.

As the Group has no significant interest bearing assets, the income and operating cash flows are substantially independent of changes in market interest rates.

The following table demonstrates the sensitivity to a reasonably possible change in interest rates on that portion of loans and borrowings affected. With all other variables held constant, the Group's profit before tax is affected through the impact on floating rate borrowings, as follows:

Particulars	Increase/(decrease) in profit before tax		Increase/(decrease) in other components of equity	
	March 31, 2025	March 31, 2024	March 31, 2025	March 31, 2024
Change in interest rate				
increase by 100 basis points	(15.94)	(44.87)	(11.93)	(33.58)
decrease by 100 basis points	15.94	44.87	11.93	33.58

The assumed increase/decrease in interest rate for sensitivity analysis is based on the currently observable market environment.

(B) Credit Risk

Credit risk is the risk arising from credit exposure to customers, cash and cash equivalents held with banks and current and non-current held-to financial assets of the Group include trade receivables, security deposits held with government authorities and bank deposits which represents Group's maximum exposure to the credit risk.

With respect to credit exposure from customers, the Group has a procedure in place aiming to minimise collection losses. Credit Control team assesses the credit quality of the customers, their financial position, past experience in payments and other relevant factors. The Group's exposure to credit risk is influenced mainly by the individual characteristics of each customer. However, management also considers the factors that may influence the credit risk of its customer base, including default risk associate with the industry and country in which customers operate. Credit quality of a customer is assessed based on an extensive credit rating scorecard and individual credit limits are defined in accordance with this assessment. With respect to other financial assets viz., loans & advances, deposits with government and banks, the credit risk is insignificant since the loans & advances are given to employees only and deposits are held with government bodies and reputable banks. The credit quality of the financial assets is satisfactory, taking into account the allowance for credit losses.

Credit risk on trade receivables and other financial assets is evaluated as follows:

(i) Expected credit loss for trade receivables under simplified approach:

Particulars	As at March 31, 2025	As at March 31, 2024
Gross carrying amount	27,557.87	31,939.89
Expected credit losses (Loss allowance provision)	(30.52)	-
Carrying amount of trade receivables	27,527.35	31,939.89

(ii) Expected credit loss for other financial assets under simplified approach:

Particulars	As at March 31, 2025	As at March 31, 2024
Gross carrying amount	880.79	739.92
Expected credit losses (Loss allowance provision)	-	-
Carrying amount of other financial assets	880.79	739.92

Notes Forming Part of the Consolidated Financial Statements

for the year ended March 31, 2025

(All amounts are in ₹ lakh, except for share data or as otherwise stated)

(iii) Significant estimates and judgements

Impairment of financial assets:

The impairment provisions for financial assets disclosed above are based on assumptions about risk of default and expected loss rates. The group uses judgement in making these assumptions and selecting the inputs to the impairment calculation, based on the group's past history, existing market conditions as well as forward looking estimates at the end of each reporting period.

(C) Liquidity risk

Prudent liquidity risk management implies maintaining sufficient cash and the availability of funding to meet obligations when due and to close out market positions. Group's treasury maintains flexibility in funding by maintaining availability under deposits in banks.

Management monitors cash and cash equivalents on the basis of expected cash flows.

(i) Financing arrangements:

The group had access to the following undrawn borrowing facilities at the end of the year

Particulars	As at March 31, 2025	As at March 31, 2024
Expiring within one year (bank overdraft and other facilities)	14,700	19,500

(ii) Maturities of financial liabilities

Contractual maturities of financial liabilities as at :

Particulars	March 31, 2025		March 31, 2024	
	Less than 12 months	More than 12 months	Less than 12 months	More than 12 months
Borrowings	909.09	151.52	909.09	1,060.61
Trade payables	6,911.55	-	7,779.09	-
Other financial liabilities	4,205.91	106.84	5,027.89	106.49
Lease liabilities	5.30	36.82	-	-
Total	12,026.56	258.35	13,716.07	1,167.10

(iii) Management expects finance costs to be incurred for the year ending March 31, 2026 is ₹1,390.62 lakh.

44. Segment information

(a) Description of segments and principal activities

The Holding Company's Managing Director and Chief Financial Officer examines the group's performance from a product perspective and has identified two reportable segments:

- Chemicals -Engaged in the manufacturing of speciality chemicals, aliphatics amines and derivatives
- Hotel - Engaged in hotel, restaurant and hospitality services

Segment revenue and expenses:

The Group has an established basis of allocating Joint/Corporate expenses to the segments, which is reasonable, and followed consistently. All other segment revenue and expenses are attributable to the segments. Certain Expenses/Income are not specifically allocable to specific segments and accordingly these expenses are disclosed as unallocated corporate expenses or income and adjusted only against the total income of the group. Segment result includes the respective other income.

Notes Forming Part of the Consolidated Financial Statements

for the year ended March 31, 2025

(All amounts are in ₹ lakh, except for share data or as otherwise stated)

Segment assets and liabilities:

Segment assets include all operating assets used by a segment and consist principally of operating cash, debtors, inventories and fixed assets, net of allowances and provisions that are reported as direct offsets in the balance sheet. While most assets can be directly attributed to individual segments, the carrying amount of certain assets used jointly by two or more segments is allocated to the segments on a reasonable basis. In such cases, the entire revenue and expenses of these assets including depreciation are also allocated to the same segments. Assets which are not allocable to the segments have been disclosed as unallocated corporate assets'. Segment liabilities include all operating liabilities and consist principally of creditors and accrued liabilities. Segment assets and liabilities do not include deferred income taxes. The loans and other borrowings that are not specifically allocable to the various segments are disclosed as 'unallocated corporate liabilities'.

Inter segment transfers:

The Group adopts a policy of pricing inter-segment transfers at cost to the transferor segment.

Summary of segment information

Particulars	Year ended March 31, 2025	Year ended March 31, 2024
<b>A. Revenue</b>		
<b>Segment Revenue</b>		
Chemicals	1,39,489.73	1,63,941.79
Hotel	3,320.08	2,985.33
Inter segment revenue	(25.72)	(28.51)
<b>Total Revenue</b>	<b>1,42,784.09</b>	<b>1,66,898.61</b>
<b>B. Segment profit</b>		
Chemicals	20,625.78	29,827.45
Hotel	866.10	844.51
<b>Segment operating profit</b>	<b>21,491.88</b>	<b>30,671.96</b>
<b>Reconciliation of segment operating profit to operating profit</b>		
<b>Unallocated:</b>		
Unallocated corporate expenses	(44.79)	(88.64)
Unallocated corporate income	244.67	216.47
<b>Operating profit</b>	<b>21,691.75</b>	<b>30,799.78</b>
Finance costs	369.81	644.23
<b>Profit before tax</b>	<b>21,321.94</b>	<b>30,155.55</b>
Income tax expense	5,462.80	6,925.25
<b>Profit after tax</b>	<b>15,859.14</b>	<b>23,230.30</b>
<b>Segment assets</b>		
Chemicals	2,18,312.70	2,07,573.47
Hotel	5,693.69	5,931.26
Unallocated corporate assets	1,166.80	1,110.55
<b>Total assets</b>	<b>2,25,173.19</b>	<b>2,14,615.28</b>
<b>Segment liabilities</b>		
Chemicals	12,923.60	15,633.32
Hotel	430.27	365.50
Unallocated corporate liabilities	9,982.04	9,292.27
<b>Total liabilities</b>	<b>23,335.91</b>	<b>25,291.09</b>

Notes Forming Part of the Consolidated Financial Statements

for the year ended March 31, 2025

(All amounts are in ₹ lakh, except for share data or as otherwise stated)

Particulars	Year ended March 31, 2025	Year ended March 31, 2024
<b>Geographical segment assets</b>		
<b>India</b>		
Current	90,921.77	95,602.17
Non Current	1,27,959.59	1,12,662.10
<b>Outside India</b>		
Current	3,168.94	4,095.97
Non Current	3,155.63	2,255.04
<b>TOTAL</b>	<b>2,25,205.92</b>	<b>2,14,615.28</b>

Particulars	Year ended March 31, 2025	Year ended March 31, 2024
<b>Geographical segment revenue</b>		
India	1,20,872.96	1,39,002.56
Outside India	18,198.89	22,200.61
<b>Revenue from operations</b>	<b>1,39,071.86</b>	<b>1,61,203.17</b>

- (b) Information about products:

Revenue from external customers - Sale of Chemicals : ₹1,36,433.26 lakh (P.Y. ₹1,61,205.57 lakh)

Revenue from external customers - Hotel: ₹3,275.17 lakh (P.Y. ₹2,945.72 lakh)
- (c) The group has not made external sales to a single customer meeting the criteria of 10% or more of the entitys’s revenue.

45. Ind AS 115 - Revenue from contracts with customers

(A) The Group is primarily in the Business of manufacture and sale of Speciality Chemicals and Hotel Industry. All product sales are made at a point in time and revenue recognised upon satisfaction of the performance obligations which is typically upon dispatch or delivery. All service sales are made over a period of time and revenue is recognised based on percentage of completion method. The Group has a credit evaluation policy based on which the credit limits for the trade receivables are established, the Group does not give significant credit period resulting in no significant financing component.

(B) Reconciliation of revenue recognised from contract liability (Advance from customers):

Particulars	As at March, 31, 2025	As at March, 31, 2024
Opening contract liability	295.35	253.94
Less: Recognised as revenue during the year	(9,905.55)	(11,845.82)
Add: Addition to contract liability during the year	10,173.85	11,887.23
Closing contract liability	563.65	295.35

(C) Reconciliation of revenue as per contract price and as recognised in statement of profit and loss:

Particulars	As at March, 31, 2025	As at March, 31, 2024
Revenue from contract with customer as per contract price	1,40,530.87	1,62,602.48
Less: Discounts and incentives	-	(66.48)
Less: Sales Returns/credits/reversals	(361.62)	(35.82)
Less: Intercompany sales	(1,097.39)	(1,297.01)
Revenue from contract with customer as per statement of profit and loss	1,39,071.86	1,61,203.17

Notes Forming Part of the Consolidated Financial Statements

for the year ended March 31, 2025

(All amounts are in ₹ lakh, except for share data or as otherwise stated)

(D) Disaggregation of revenue from contracts with customers

Particulars	Year ended March 31, 2025	Year ended March 31, 2024
India	1,20,872.96	1,39,002.56
Argentina	134.19	-
Australia	675.08	365.54
Bangladesh	-	77.73
Bahrain	-	117.02
Belgium	1,008.89	141.95
Brazil	-	106.02
China	43.04	757.29
France	-	428.83
Germany	745.24	2,244.82
Indonesia	17.45	56.86
Italy	3,299.37	3,981.02
Japan	673.50	599.36
Korea	267.44	359.39
Malaysia	41.89	184.94
Mexico	460.57	549.52
Morocco	96.73	237.54
Netherlands	1,507.18	522.40
Norway	117.59	948.72
Philippines	2,546.33	1,283.73
Saudi Arabia	291.21	149.30
Singapore	699.53	1,072.72
South Africa	-	49.82
Spain	369.66	1,871.96
Taiwan	80.95	-
Thailand	48.94	28.76
Turkey	75.47	275.25
UAE	283.56	650.46
United Kingdom	301.05	529.53
USA	4,284.60	4,565.09
Vietnam	-	28.59
New Zealand	-	16.44
Portugal	129.45	-
TOTAL	1,39,071.86	1,61,203.17

Notes Forming Part of the Consolidated Financial Statements

for the year ended March 31, 2025

(All amounts are in ₹ lakh, except for share data or as otherwise stated)

46. Additional information as required by Paragraph 2 of the General Instructions for Preparation of Consolidated Financial Statements to Schedule III to the Companies Act, 2013:

Name of the entity in the Group	Net Asset i.e.total assets minus total liabilities		Share in profit or loss		Share in other comprehensive income		Share in total comprehensive income	
	As % of consolidated net assets	Amount	As % of consolidated profit or loss	Amount	As % of consolidated other comprehensive income	Amount	As % of total comprehensive income	Amount
Parent								
Balaji Amines Limited	82.01%	1,65,522.89	98.50%	15,621.27	58.39%	26.80	98.38%	15,648.07
Subsidiary								
Balaji Speciality Chemicals Limited	12.67%	25,582.85	0.83%	131.08	22.89%	10.50	0.89%	141.58
Non-controlling interest	8.59%	17,331.47	0.67%	107.04	18.72%	8.59	0.73%	115.63
Less: Inter company adjustment	3.27%	6,599.93	0.00%	0.26	0.00%	-	0.00%	0.26
Total	100.00%	2,01,837.28	100.00%	15,859.14	100.00%	45.89	100.00%	15,905.03

47. No funds have been advanced or loaned or invested (either from borrowed funds or share premium or any other sources or kind of funds) by the Company to or in any other person(s) or entity(ies), including foreign entities (“Intermediaries”) with the understanding, whether recorded in writing or otherwise, that the Intermediary shall lend or invest in party identified by or on behalf of the Company (Ultimate Beneficiaries). The Company has not received any fund from any party(s) (Funding Party) with the understanding that the Company shall whether, directly or indirectly lend or invest in other persons or entities identified by or on behalf of the Funding Party (“Ultimate Beneficiaries”) or provide any guarantee, security or the like on behalf of the Ultimate Beneficiaries.

48. The Holding company and Subsidiary company have used an accounting software for maintaining its books of account having the feature of recording audit trail (edit log) facility and the same has operated throughout the year for all relevant transactions recorded in the software. Also the audit trail is not disabled/tampered. Further, the audit trail (edit log) is preserved as per the provisions of the Companies Act. However, the feature of recording audit trail (edit log) facility at database level is not enabled.

The accompanying notes are an integral part of the consolidated financial statements.

As per our report of even date

For **M. Anandam & Co.,**

Chartered Accountants  
(Firm Regn No: 0001255)

For and on behalf of Board of Directors

Sd/-  
**M V Ranganath**  
Partner  
Membership No. 028031  
Place : Hyderabad  
Date : May 28, 2025

Sd/-  
**A Prathap Reddy**  
Executive Chairman  
DIN 00003967  
Place : Hyderabad  
Date : May 28, 2025


Sd/-  
**D Ram Reddy**  
Managing Director  
DIN 00003864  
Place : Hyderabad  
Date : May 28, 2025

Sd/-  
**A Srinivas Reddy**  
Whole Time Director & CFO  
DIN 03169721  
Place : Hyderabad  
Date : May 28, 2025

Sd/-  
**Abhijeet Kothadiya**  
Company Secretary  
M No : A68288  
Place : Solapur  
Date : May 28, 2025



Aurum", Door No.4-50/P-II/57/4F & 5F, Plot No. 57,  
4<sup>th</sup> & 5<sup>th</sup> Floors, Jayabheri Enclave Phase – II,  
Gachibowli, Hyderabad – 500 032, Telangana.  
Ph: 040 - 23818475, 23868257, 35164940;  
Email: investor.relations@vccipl.com



#### REGISTERED OFFICE

Balaji Towers,  
No. 9/1A/1, Hotgi Road, Asara Chowk  
Solapur, Maharashtra 413 224  
India

#### ADMINISTRATIVE OFFICE

47, Kavuri Hills,  
Hyderabad,  
Telangana 500 033  
India

An ISO 9001 2015 Company

CIN: L24132MH1988PLC049387