



OM INFRA LIMITED

(Formerly known as OM METALS INFRAPROJECTS LIMITED)

CIN: L27203RJ1971PLC003414

Regd. Office: 2nd Floor, A-Block, Om Tower, Church Road, M.I. Road, Jaipur-302001

Tel: +91-141-4046666

Website: www.ommetals.com E-Mail Id: info@ommetals.com

Date: 13th August, 2025

To,

Corporate Service Department, Bombay Stock Exchange, Phiroze Jeejeebhoy Towers, Dalal Street, Mumbai-400001 Fax No. 022- 22723121/3027/2039/2061/2041	Listing Department, National Stock Exchange Of India Limited Exchange Plaza, C-1 Block G Bandra Kurla Complex, Bandra (E), Mumbai Fax No. 022- 26598237/38 : 66418126
--	--

Dear Sir/Ma'am,

Sub: Presentation to Investors

Please find enclosed herewith the presentation to Investors.

Kindly take the same on your records.

Thanking You.

Yours Faithfully

For **Om Infra Limited**

**VIKAS
KOTHARI**

Digitally signed by
VIKAS KOTHARI
Date: 2025.08.13
11:53:20 +05'30'

Vikas Kothari

Managing Director & CEO

DIN : 00223868



OM INFRA LTD

Investor Presentation
(Q1 FY26)

ommetals.com



Disclaimer

This presentation and the accompanying slides (the “Presentation”), which have been prepared by Om Infra Limited (the “Company”), have been prepared solely for information purposes and do not constitute any offer, recommendation or invitation to purchase or subscribe for any securities, and shall not form the basis or be relied on in connection with any contract or binding commitment whatsoever. No offering of securities of the Company will be made except by means of a statutory offering document containing detailed information about the Company.

This Presentation has been prepared by the Company based on information and data which the Company considers reliable, but the Company makes no representation or warranty, express or implied, whatsoever, and no reliance shall be placed on, the truth, accuracy, completeness, fairness and reasonableness of the contents of this Presentation. This Presentation may not be all inclusive and may not contain all of the information that you may consider material. Any liability in respect of the contents of, or any omission from, this Presentation is expressly excluded.

Certain matters discussed in this presentation may contain statements regarding the Company’s market opportunity and business prospects that are individually and collectively forward-looking statements. Such forward-looking statements are not guarantees of future performance and are subject to known and unknown risks, uncertainties and assumptions that are difficult to predict. These risks and uncertainties include, but are not limited to, the performance of the Indian economy and of the economies of various international markets, the performance of the industry in India and world-wide, competition, the company’s ability to successfully implement its strategy, the Company’s future levels of growth and expansion, technological implementation, changes and advancements, changes in revenue, income or cash flows, the Company’s market preferences and its exposure to market risks, as well as other risks. The Company’s actual results, levels of activity, performance or achievements could differ materially and adversely from results expressed in or implied by this Presentation. The Company assumes no obligation to update any forward-looking information contained in this Presentation. Any forward-looking statements and projections made by third parties included in this Presentation are not adopted by the Company and the Company is not responsible for such third party statements and projections.



Table of Contents

01

Q1FY26 Highlights

02

Operational Performance

03

Company Overview

04

Annexure



Q1 FY26 Highlights

Strategic Focus and Achievements



REVENUE

Rs 1043 Mn
(Q1FY26)



EBITDA

Rs (7) Mn
(Q1FY26)



EBIT

Rs (18) Mn
(Q1FY26)



PBT

Rs (14) Mn
(Q1FY26)



PAT

Rs (10) Mn
(Q1FY26)



EPS

Rs (0.14)
per share
(Q1FY26)

- **01** The company recently won an order of **Rs 129 crores** in UP from the Uttar Pradesh Jal Nigam (Urban)
- **02** The company also secured an order worth **Rs199 crore** in Arunachal Pradesh for the supply and installation of hydro-mechanical equipment for India's largest 2,880 MW Dibang hydropower project, awarded by NHPC.
- **03** The company is undertaking the hydro-mechanical portion of Tapovan project, valued at **Rs 48 crore**. This is a resumed project
- **04** For FY26, Om Infra is targeting an order inflow worth **Rs 2,000 crore**, out of which **Rs 328 crore** was already achieved in Q1FY26. We remain dedicated to expanding our footprint in the water infrastructure sector, hydro mechanical and PSP projects, and distribution, thereby supporting growth in alignment with national priorities.
- **05** The Central Government in the Union Budget has allocated JJM **Rs 67,000 crores** which has been extended till 2028.
- **06** Our business performance was impacted due to delayed payments in JJM projects, with contractors awaiting dues for over nine months, however we believe this situation would ease out from 1HFY26 onwards
- **07** Despite state fund constraints causing early expense booking, we maintained project progress. Funds are now being released progressively in FY26. In the Fiscal Budget The Central Government has allocated Rs67,000 crores to JJM, extended till 2028.
- **08** The suspension of the Indus Water Treaty is expected to accelerate development of hydroelectric projects in bordering regions, boosting hydro-mechanical order inflows for the company.
- **09** All MHADA land issues are fully resolved. Valor Estate Ltd will fast-track development, positioning this project as a major growth engine in the coming fiscals.

Milestone Achieved

Isarda Dam - Water Impounding Commences

Successfully initiated water storage at Isarda Dam on July 30, 2025 - the first time since construction began, following government approval on July 25th.

01

Project Scale:

Value: Rs 615.17 Crores

Capacity: 3.24 TMC (Phase 1)

10.77 TMC (Phase 2)

Length: 6.03 km composite dam structure

02

Impact

Beneficiaries: Over 3 crore people across 13 districts

Purpose: Drinking water supply under JJM & ERCP integration

03

Significance: A cornerstone project demonstrating OM Infra's engineering excellence in water infrastructure, transforming eastern Rajasthan's water security landscape.



Order Win

Order win worth Rs 129cr(incl. taxes) crores in UP

01

Name of the awarding agency

- Uttar Pradesh Jal Nigam (Urban), Shahjahanpur

02

Geography of the Project

(i) Nagar Nigam, Shahjahanpur, Distt. Shahjahanpur of Uttar Pradesh

03

Scope of Work

- The project scope involves surveying, soil investigation, design, supply of materials, labor, and tools for the construction and repair of water infrastructure, including overhead tanks, pump houses, boundary walls, staff quarters, gates, site development, laying and jointing of rising mains and distribution systems, house connections, new and rebores tube wells, and implementation of PLS SCADA automation for all tube wells.

Order Win

Om Infra wins project worth Rs 199 crores (incl. taxes) in Arunachal Pradesh



1

Name of the Project : 2,880MW Dibang Power Generation Project, Arunachal Pradesh

2

Scope of Work : Complete Hydro mechanical engineering from design to installation

3

Tenure : 46 months

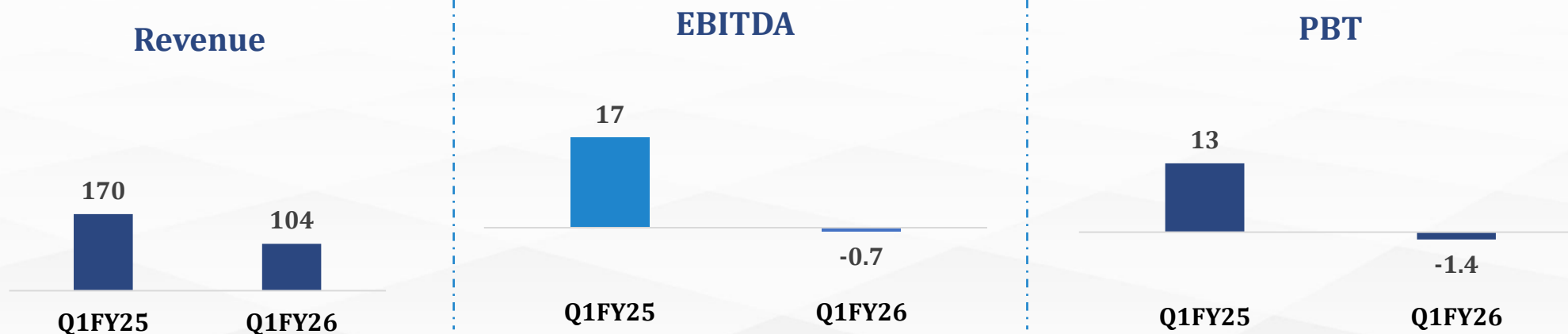
4

Expected Yield : 15%-20% EBITDA margins and ~Rs 110 crores revenue per annum

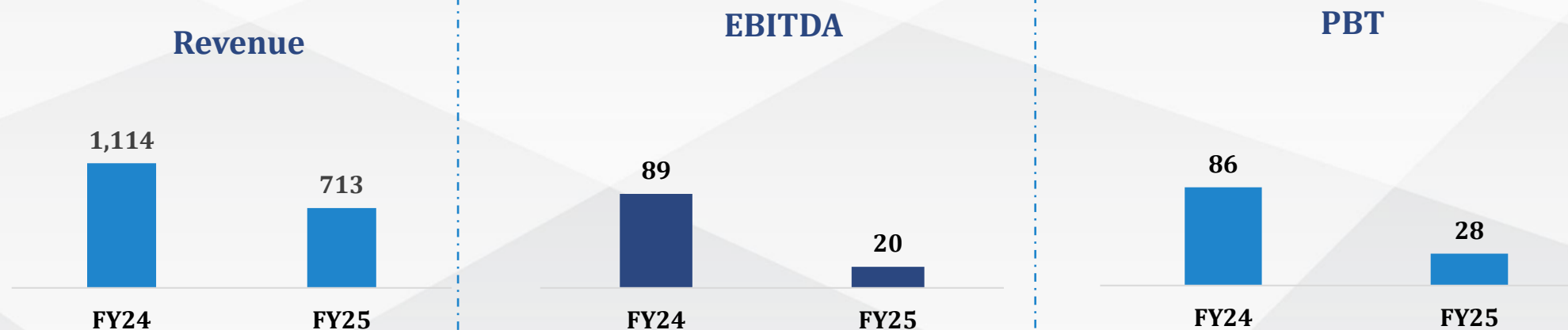
Q1FY26 & FY25 - Financial Highlights

Rs Cr

Quarterly



FY25



Consolidated Q1FY26 P&L

Particulars	Q1FY26	Q1FY25	Y-o-Y	Q4FY25	Q-o-Q	FY25	FY24	Y-o-Y
Net Sales	104	169	-38%	172	-39%	713	1,114	-36%
Total Expenses	105	152	-31%	188	-44%	693	525	32%
Other Income	5	2	224%	18	-71%	36	39	-8%
EBITDA	(1)	17	-104%	(16)	-95%	20	89	-77%
EBITDA Margin (%)	-1%	10%	-1090 bps	-9%	876 bps	3%	8%	-518 bps
Depreciation	1	2	-25%	1	-19%	6	7	-15%
Finance Costs	5	5	-2%	7	-28%	22	36	-39%
PBT	(1)	13	-111%	(6)	-78%	28	86	-67%
Tax (including deferred tax)	(0.4)	0	-	(21)	-98%	(8)	39	-120%
PAT (attributable to Owner)	(1)	13	108%	15	-107%	36	47	-24%
PAT Margins	-1%	7%	-834 bps	9%	- 958 bps	5%	4%	82 bps

* Numbers are rounded off to the nearest digits

Standalone Q1FY26 P&L

Particulars	Q1FY26	Q1FY25	Y-o-Y	Q4FY25	Q-o-Q	FY25	FY24	Y-o-Y
Net Sales	100	164	-39%	183	-45%	666	1,060	-37%
Total Expenses	98	145	-32%	181	-46%	337	530	-36%
Other Income	5	1	434%	15	-66%	32	32	-1%
EBITDA	1	18	-93%	1	33%	65	124	-47%
EBITDA Margin (%)	1%	11%	-992 bps	1%	78 bps	10%	12%	-188 bps
Depreciation	1	2	-25%	1	-19%	6	7	-15%
Finance Costs	5	5	-1%	7	-28%	22	24	-8%
PBT	1	13	-96%	8	-93%	38	93	-60%
Tax (including deferred tax)	(0.4)	0	-	(15)	-97%	2	36	-95%
PAT (attributable to Owner)	1	13	-92%	23	-96%	36	57	-37%
PAT Margins	1%	8%	-702 bps	13%	-1153 bps	5%	5%	3 bps

* Numbers are rounded off to the nearest digits

5 Decades of Expertise in Hydro Infra

50+

Years of project
execution

**Rs 2,684
crores**

Order book
(Q1FY26)

**15+ premier
clients**

Including World Bank
& Government of India

70+

Projects executed,
worth Rs 5000+ crores

**Revenue
Rs 104 crores
(Q1FY26)**

31%
(Revenue CAGR FY20-FY25)

**EBITDA
Rs (1) crores
(Q1FY26)**

7%
(EBITDA CAGR FY20-FY25)

**Book to Bill
Ratio 3.31x**

(FY25 TTM)

Zero

Net Debt (FY25)

Value Chain: From Vision to Execution



Notable Strengths in Value Chain

- **In-House Capabilities:** Full in-house manufacturing for critical hydro components.
- **Turnkey Approach:** Integrated end-to-end execution expertise, from inspection to installation and after-sales.
- **Diverse Portfolio:** Ability to manage complex, large-scale projects across water, hydro, and real estate.
- **Technical R&D:** Strong technical expertise and R&D edge for specialized infrastructure needs.

Engineering

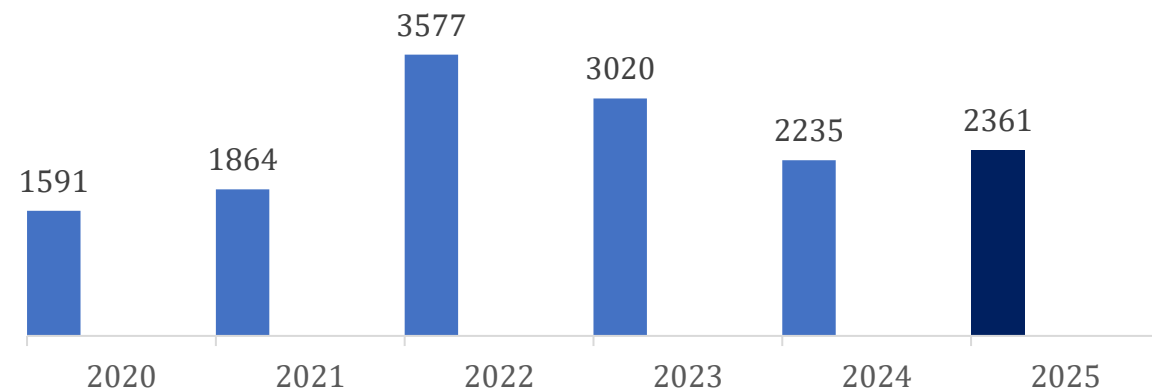
Inspection → Design → Procurement → Manufacturing → Quality Control → Installation → Commissioning → Service

Real Estate

Land Acquisition → Design/Approval → Construction → Sale/Leasing → Facilities & Asset Management

Steady Order book

In Crs



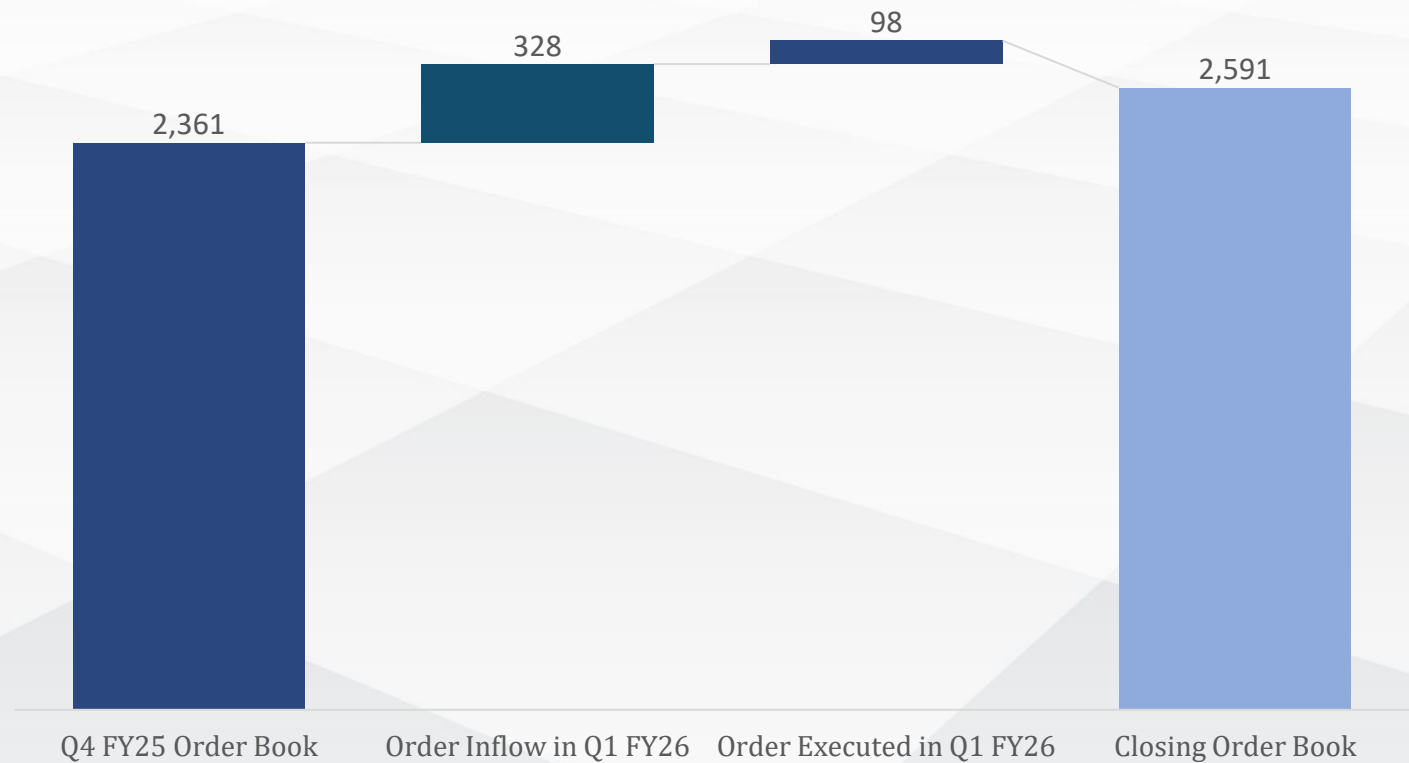
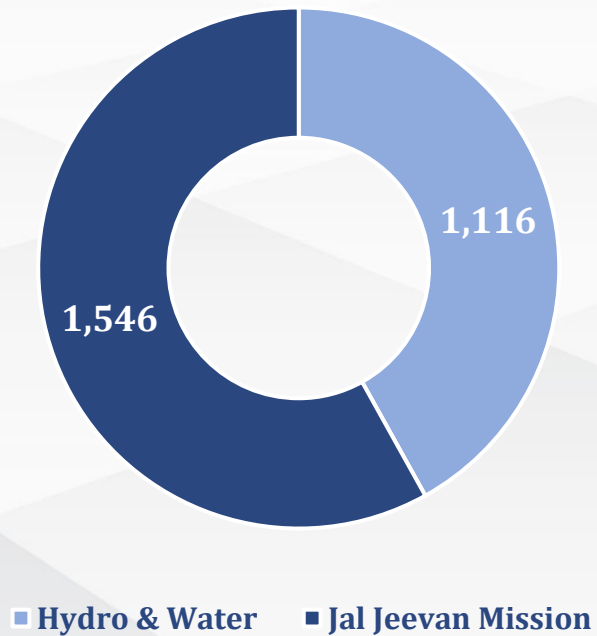


Q1 FY26 Operational Performance

Order Book Split

>>> Outstanding Orderbook Value Rs 2,684Cr as at 30th June 2025

Order Book



**Adjustment in Scope of Work and escalation income adjusted*

Robust Order book

Project	Client	Location	Unexecuted (Rs Cr)
Jal Jeevan Mission (JJM)			1546
-Uttar Pradesh – Unnao Bareili Amroha sambhal	SWSM – Namami Gange and Rural Water Supply Dept.	Uttar Pradesh	448 (including O&M for 10 years)
-BRCPL-OMIL-DARA (JV) Khajuwala	Govt of Rajasthan- PHED	Rajasthan	190
-HCC OMIL (JV) Nokha Project	Govt of Rajasthan-PHED	Rajasthan	314
-OMIL JWIL (JV) Muradabad UP Amroha	Govt of UP-SWSM	Uttar Pradesh	198
-OMIL JWIL (JV) Muradabad UP Rampur	Govt of UP-SWSM	Uttar Pradesh	267
-Uttar Pradesh – Shahjahanpur	SWSM – Namami Gange and Urban Water Supply Dept.	Uttar Pradesh	129
Hydro and Water			1,116
- Shapurkandi Power Project	WRD Punjab	Pathankot, Punjab	184
- Isarda Dam Irrigation Project, Civil & HM	WRD- Govt. of Rajasthan	Tonk, Rajasthan	61
- Amravati Irrigation Project , Pipe Laying	Govt. of Maharashtra	Amravati, Maharashtra	97 (including O&M)
- Arun 3 Hydroelectric Project, Nepal, HM	SJVN Limited	Sankhuwasabha, Nepal	45
- Kunda Pumped Storage Power Project (including sub-contract from Patel Engineering)	TANGEDCO- Govt. of Tamil Nadu	Niligiri, Tamilnadu	83
- Manipur Barrage and Others , HM	Manipur State	Manipur, Imphal	35
- Kutchh Canal Power Project, SSNNL, HM	Govt. of Gujarat	Kachchh, Gujarat	2
- Rwanda Irrigation	Rwanda Irrigation Board Africa (Funded by Exim Bank India)	Rwanda, Africa	3
-Tapovan (Uttarakhand) , HM	NTPC	Uttarakhand	48
- KWAR Hydropower	Chenab Valley Project	J&K	348
- Rampur Project	Govt of UP	Uttar Pradesh	11
- Dibang Hydro Project (Arunachal Pradesh)	NHPC	Arunachal Pradesh	199
Total Order Book			2,662

*Payment Mechanism is different in every project. Some projects are front loaded and back loaded. Numbers are rounded off to nearest digit

Navigating EPC Projects: OM Infra's Participation & Prospects

Core Water & Hydropower

Jal Jeevan Mission — rural piped water supply

AMRUT 2.0 — urban water supply & sewage

Eastern Rajasthan Canal Project (ERCP) — major river interlinking & canal networks

Large Dam / Hydropower Projects — under NHPC, SJVN, THDC, etc.

Pumped Storage Projects (PSP) — national plan to add 50+ GW of storage

Roads & Highways

National Infrastructure Pipeline (NIP) — multi-sector, large EPC works

Bharatmala Pariyojana /NHDP — national highway corridors & expressways

Setu Bharatam — bridges, ROBs/RUBs eliminating railway crossings

Urban, Rail & Smart Cities

Amrit Bharat Station Scheme — redevelopment of railway stations

Smart City Mission — integrated urban water, waste, and transport

State Urban Infrastructure Funds — various city-level infra upgrades

Other Possible

Sagarmala — port and coastal connectivity

Inland Waterways — river transport infra

National Monetisation Pipeline (NMP) — brownfield asset upgrades & O&M

Strong Bid Pipeline

Project	Location
Water Sanitation and Sewage	Odisha
Water Resources Department	Odisha
Water Resources Department	Chhattisgarh
Water Resources Department	Madhya Pradesh
Smart cities and urban Infrastructure	Madhya Pradesh
Hydropower works in NHPC & NEEPCO	-
JJM	Uttar Pradesh

Major Hydro Projects Under Execution

Showcasing Engineering Excellence: Major Hydro Projects by Om Infra



Koldam Hydro Electric Project


- 800 MW project
- Installation and commissioning work of one of the largest vertical lift gates in the world



Gosikhurd Dam Project

- Executed one of the largest radial gates in the world
- In a large quantity (33 gates)

Marquee Ongoing Projects



Kundah Pump Storage Project

- Order received of Rs 142 crores
- Client - Govt. of Tamil Nadu
- Location- Niligiri



Amravati Irrigation Project

- Order received of Rs 240 crores
- Client - Govt. of Maharashtra
- Location- Amravati



Shapurkandi Power Project

- Order received of Rs 554 crores
- Client - WRD Punjab
- Location- Pathankot




State Water Supply and Sanitation Mission, U. P.

- Order received of Rs 1,300 crores
- Client - State water and sanitation mission
- Location- UP

Major Hydro Projects Under Execution

With diverse products and niche services Om Infra is making a difference



**Hydro power
Projects**



**Pumped Storage
Projects**



**Water & waste water
treatment plants**



**Irrigation
systems**



COMPANY OVERVIEW

Deep Domain Expertise

Strong Technical and Turnkey Expertise

- One of the few eligible contenders for Large scale Dam projects with strong technical and R&D edge
- The company specializes in providing niche Turnkey solutions for Hydro Mechanical Equipment for Hydropower & Irrigation projects, end to end solutions for water connectivity, Hydro Batteries.

On-Time, On-Budget Dam Projects

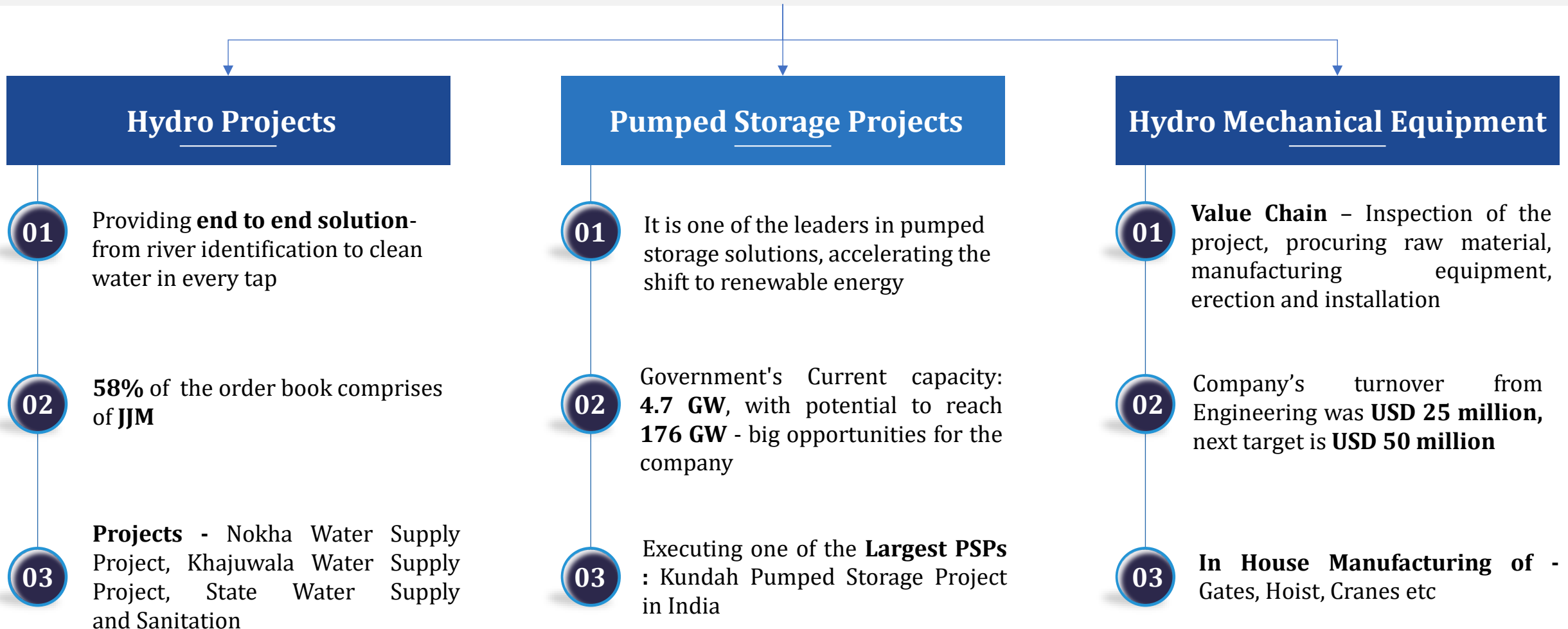
- Executed 70+ Hydro Mechanical Turnkey projects over the last 5 decades.
- Some of the significant projects are: Kurichu H.E. project, Bhutan, Upper Krishna project, Almatti dam.

Pumped Storage Projects

- Om Infra is executing Kundah Pumped storage project (1,000 MW)- Largest in India
- With a proven track record and government support for 50GW of PSPs, the company is poised for growth.

Building Blocks of Om Infra

RESILIENT BUSINESS MODEL



Strong Investment Thesis

01. Specialized Service Offering in Niche Segment

Timely Project Execution

- Niche turnkey solutions for hydro-mechanical equipment in hydropower and irrigation projects
- Completed **70+** projects over five decades with a strong technical and R&D edge
- Delivered key projects ahead of schedule



02. Capitalizing on Government's Hydro Power Push

Renewable pump water storage demand

- Expansion driven by strong bid pipeline with expertise in civil and hydro mechanical work
- Supported by a Rs 12,461 crore government allocation in hydro projects
- Bid-to-strike ratio currently at a **20-30%**



03. Monetization of Non – Core Assets

Inflows from Arbitration Awards

- Monetization of non-core assets and arbitration awards inflows
- Surplus funds to provide runway for CAPEX and working capital for the next 3-5 years
- Focus on acquiring large orders in river linking, Pumped storage projects, water and water waste treatment



1. Niche Business Model

Hydro Segment



Jal Jeevan Mission:

- Executed Projects worth Rs 1,000 crores and more
- End to End solution from identifying rivers to delivering clean water to every tap



Key Products:

- **Gates:** Radial, Vertical, Stop log, Draft Tube Gates
- **Liners:** Steel, Penstocks and Pressure Shaft
- **Trash Racks**
- All types of Cranes
- Mechanical and Hydraulic Hoists



Niche Services:

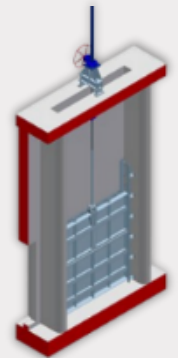
- **Turnkey Solutions:** Installations, Testing and Commissioning
- **Maintenance:** Long-Term, Short-Term O&M, including On-Site
- **Service:** Repair and Refurbishments works for existing & old power plants



Radial Vertical Gates



Mechanical and Hydraulic Hoists



Stop Log Gate

2. Sectoral Tailwinds: Government's focus on Hydro sector

- India's hydroelectricity generation dropped to a decade low of 8.3%
- The Government of India's ₹3 lakh crore project pipeline offers strong growth potential

Hydropower Projects

- The hydropower capacity to increase from 42 GW to 67 GW by 2031-32.
- 12,340 MW is planned by 2026
- 450 GW renewable energy capacity by 2030

River Linking and Irrigation

- Rs 2,400 crores has been allocated to river linking in Union Budget
- US \$270 billion to be invested in water infra in the next 15 years
- River Linking Projects- Namami Gange, Pradhan Mantri Sichi Yojana.

Jal Jeevan Mission (JJM)

- Rs 67,000 crores allocated to JJM in the Union Budget
- JJM is extended until 2028
- The mission targets 19+ crore households, and has achieved 79.8% completion so far

Hydro Pumped Storage Projects

- Aim to install 74 GW capacity by 2031-32
- Potential to reach 176 GW PSPs in the coming years.
- Hydro Pumped Storage Projects (PSPs) to support faster energy transition with large scale integration of renewable capacity

Jal Jeevan Mission

Strategic Focus and Opportunities driven by Jal Jeevan Mission

Opportunities

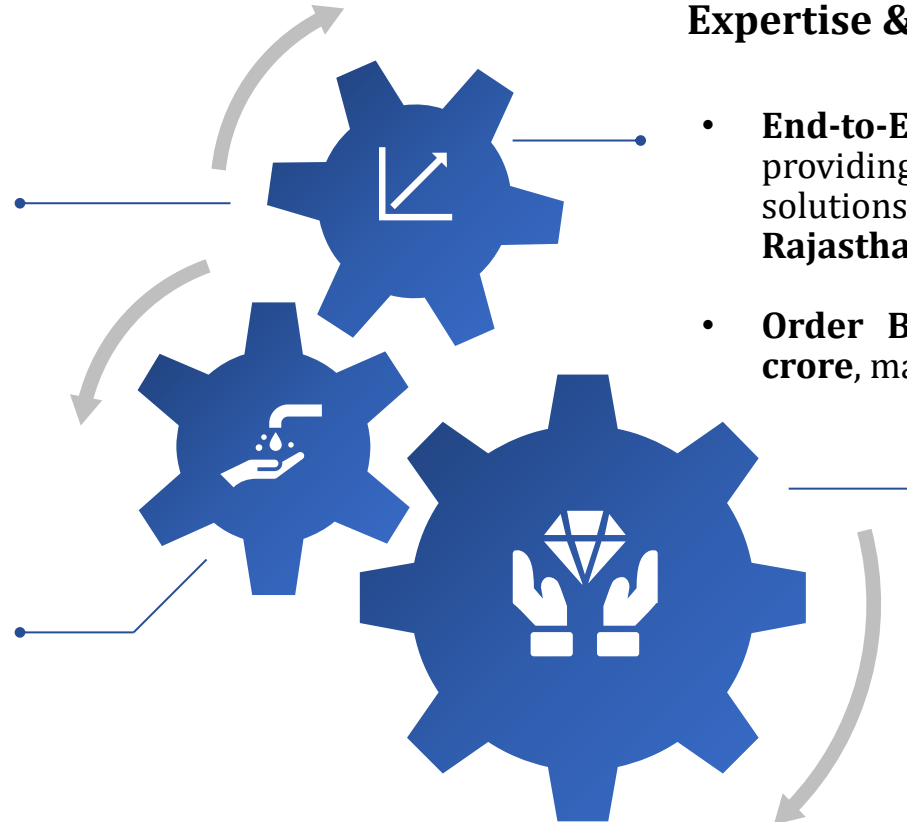
Government Focus & Budget Allocation

- The Government of India has allocated **₹67,000 crore** in the Union Budget 2025-26 for the successful execution of JJM.
- **Opportunity Driver:** Approximately 16.1 crore households still lack tap water connections.
- Major States Like **Uttar Pradesh and Rajasthan** still lag behind in terms of tap connection, more funding to come in is expected

Competencies

Expertise & Opportunity

- **End-to-End Solutions:** Om Infra specializes in providing comprehensive water infrastructure solutions in key states like **Uttar Pradesh** and **Rajasthan**
- **Order Book:** The JJM project represents **Rs 541 crore**, making up **20%** of the total order book.
- **Strategic Opportunities:** Large opportunities for companies like Om Infra to contribute to the mission's completion.
- Om Infra has bid **Rs 1,000 crores for FY26** in the mission



Pumped Storage Projects

Om Infra has demonstrated its ability to capitalize on opportunities through its marquee projects.
Future government initiatives are expected to provide ample runway for growth

Government's Current Focus



- Currently under Execution ~**2.7 GW**
- Projects under Planning Stage ~**50 GW**
- Water Management via River Inter linking Schemes

Company's leveraging opportunities



- Executing the **largest PSP** projects in India , the Kundah PSP (1,000 MW)
- The unexecuted value of Kundah project is worth **Rs 50 crores as 31st March 2025**

Government's Future Initiatives



- Energy storage systems are expected to reach **55 GW** by 2031-32
- Hydro PSP has a growth potential of **176 GW**
- Focus by GoI on infrastructural development is border areas

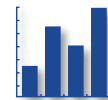
Hydro Mechanical Contracts

Boost for Power Sector: Rs 28,352 Crores ~12,340 MW Hydropower Expansion – A Significant Opportunity



Areas of Excellence

- It is one of the **global leaders** in turnkey hydro mechanical equipment contracts
- The company specializes in gates, liners, trash racks and cranes
- It is currently involved in execution of Hydro-mechanical contracts of more than **2,900 MW**



Achievements

- With a **50+** year track record, Om Infra has successfully executed over **70+** projects worth ~Rs **700** crores
- Hydro mechanical projects are **30%+** of company's order book
- The company has an in-house manufacturing of all hydro - mechanical equipment

Capitalizing on Government's Hydro Power Push

Budget allocation to the Ministry of Jal Shakti

Rs Cr

Department	2024-25	2025-26(RE)
A. Drinking Water and Sanitation	29,917	74,226
• JJM	22,694	67,000
• SBM-G	7,192	7,192
B. Water Resources	21,641	25,277
• PMKSY	6,621	8,260
• River Linking	3,000	3,400
• Namami Gange	2,000	2,400
• ABY	600	1,780

The Eastern Rajasthan Canal Project (ERCP)

- The Eastern Rajasthan Canal Project (ERCP) will use surplus Chambal River water to provide drinking and irrigation water to southeastern Rajasthan's water-scarce districts
- Leveraging this Opportunity Om Infra plans to bid for up to Rs 2,000 crores in this project

Company plans to bid for Project worth Rs 1,000 Cr in JJM in FY26

3A. Non-core Assets being Monetized



Real Estate Segment – Rs 600cr+



High end RERA* compliant apartments, Pallacia Jaipur:

- Project Area – 6,46,150 sq ft
- Considerations Collected – Rs 332 crores
- Revenue Recognized – Rs 249 crores
- Remaining Realizable value (Estimated)– Rs 308 crores



Om Green Meadows, Kota:

- Project Area – 3,53,814 sq ft
- Considerations collected – Rs 84 crores
- Revenue Recognized – Rs 62 crores
- Remaining Realizable value (Estimated)– Rs 30 crores



Slum Rehabilitation, Mumbai:

- FSI allowed for ~2 Mn sq.ft development which has potential for residential & Hotel buildings. Om Infra's share in terms of sellable area depend on area sharing ratio after partnering with a reputable branded developer for construction of project.
- Partnered with Valor Estate for their 50% stake and our stake is 17.5% . Om infra do not envisage any further investment in this project

* RERA - Real Estate Regulatory Authority

3B. Arbitration Awards

Expected Cash Inflows Worth ~ Rs 640 crores

Bhilwara Jaipur Toll Road



(SPV with 51% shareholding)

01

Developed the 212 km road project in Jaipur Bhilwara Stretch and concession agreement terminated by SPV for breach of contract

02

Current Status- PWD deposited 10% of arbitration amount, appeal in High Court is pending

03

Arbitration Award amount – Rs 587 crores (10% already recieved)



Gurha Thermal

(SPV with 50% shareholding)

01

> Concession agreement terminated by SPV for non fulfillment of pre requisite conditions and Appellate Tribunal of Electricity (APTEL) has awarded in favor of SPV

02

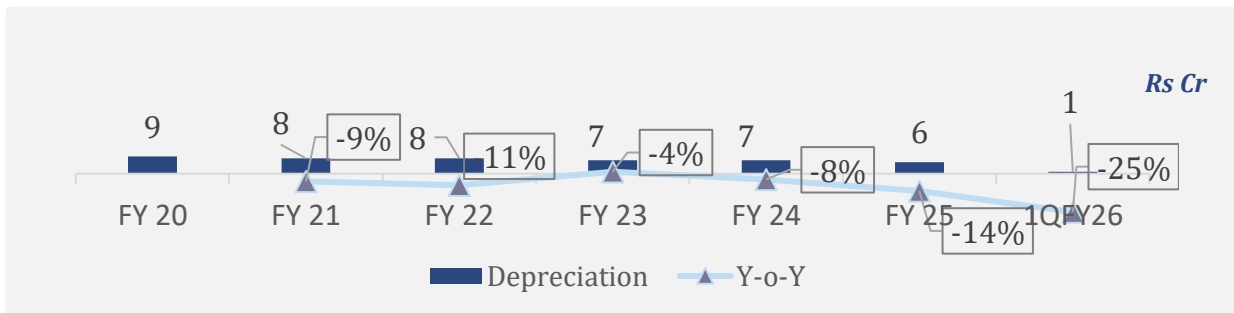
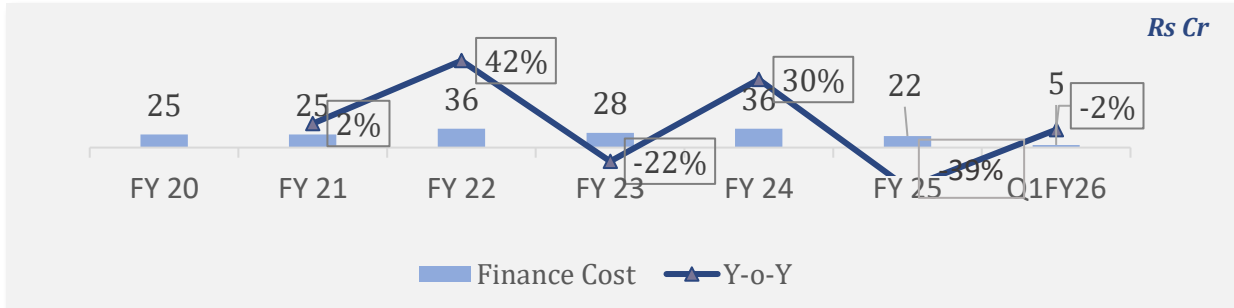
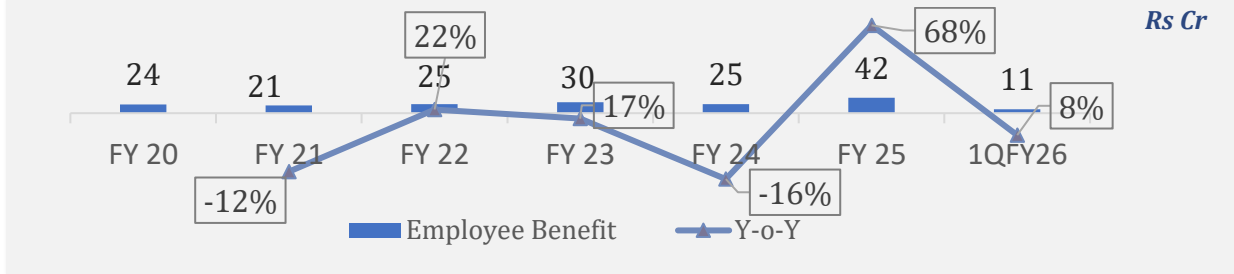
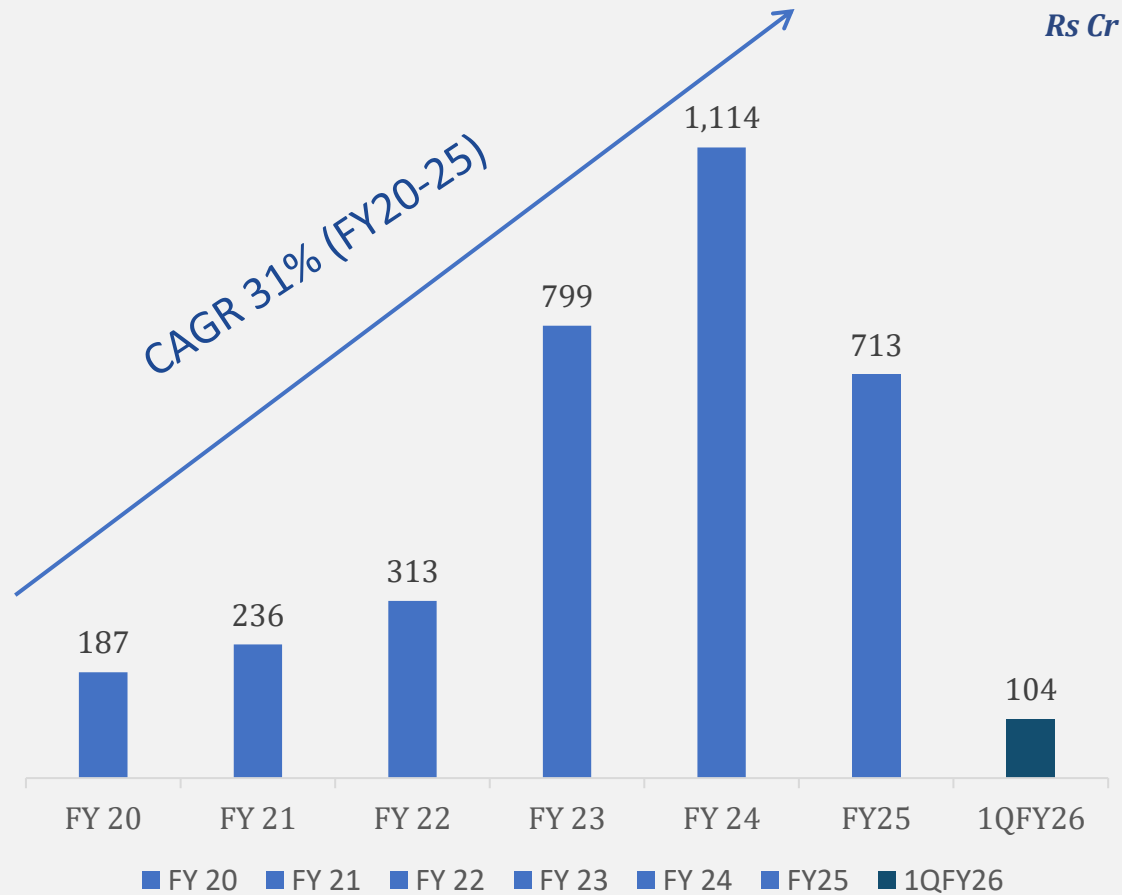
> The award is appealed in Hon'ble Supreme Court by Rajasthan Vidyut Vitran Nigam Ltd

03

> Arbitration Award amount – Rs 53 crores

Sustainable Growth

The company has achieved more than 3x revenue growth while maintaining cost stability, setting the stage for significant margin expansion in the future



Growth Outlook for FY26



Revenue Guidance

- Rs 1,000 crores



EBITDA Guidance

- 8-10%



Expected Order Inflow

- Rs 2,000 crores
- Targeting Hydro Mechanical projects, Pumped Storage and Water Infrastructure Projects.



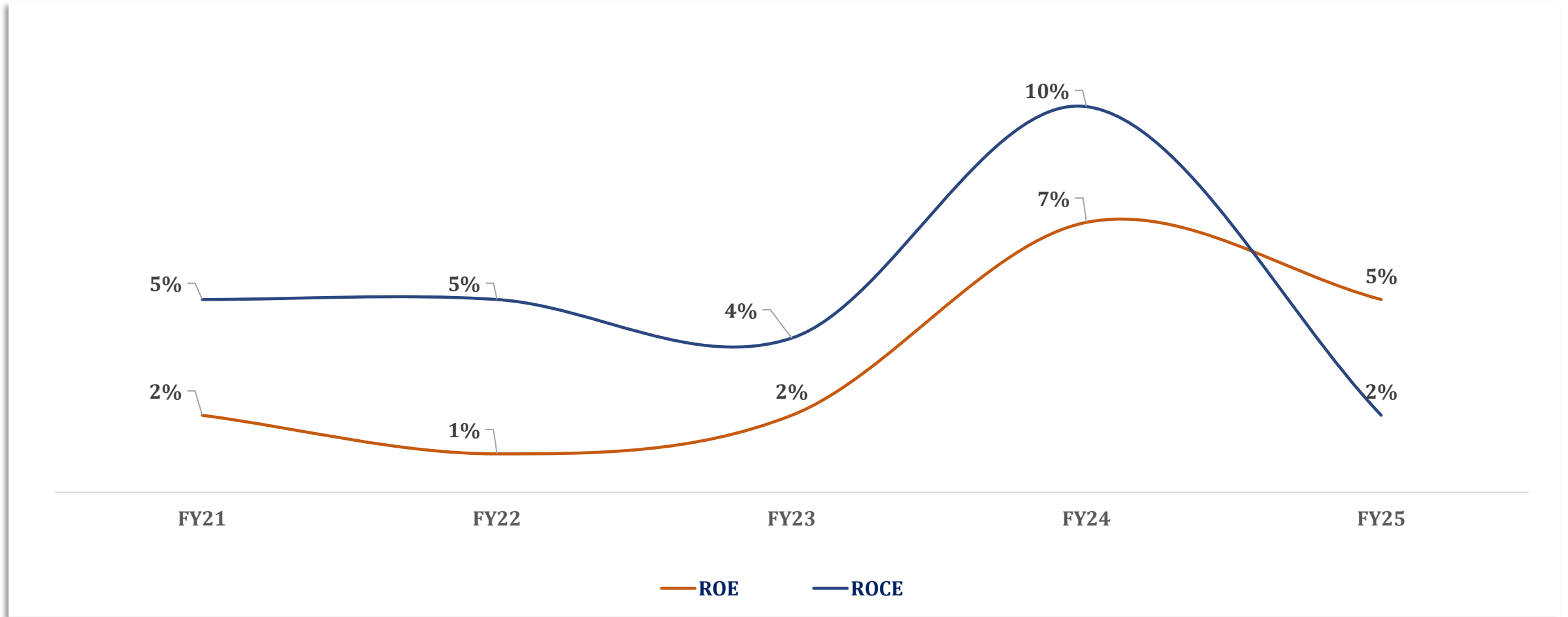
Monetization of Non-core Assets/Arbitration Awards

- ~ 700+ crores in the next 2-3 years



ANNEXURE

Return profile over the years



History of the Company



Foundation and Initial Growth (1971-2002)

- **1971** : Post establishment in 1969, the company became operational
- **1995** : Issued IPO & Listing on BSE
- **2001** : First International Project in Bhutan
- **2002** : Entered real estate business and clocked a turnover of Rs. 100 Crore



Expansion and Major Achievements (2003-2015)

- **2003** : Received a project in Vietnam
- **2007** : Won 4 major NHPC contracts within a span of 2 months and raised funds Rs.120 cr via QIP by diluting 20% stake
- **2010** : Clocked a turnover of 200 Crore and received the best SME in Infra sector awards from ICICI/CRISIL.
- **2013** : Diversified into civil construction projects for roads and dams, won the Kalisindh project at Kota, and clocked a turnover of Rs 300 Crore
- **2015** : Completed massive civil construction of a dam for the first time – Kalisindh Dam.



Diversification and International Ventures (2016-2024)

- **2017** : Contract work for Development of Irrigation and Watershed in Africa
- **2022-23** : Received Jal Jeevan Mission Award for ~Rs. 2,000 Cr
- **2023-24** : Company crossed Revenue of Rs 1,000 Cr in FY24

Proven track record of executing projects with Industry leaders



NTPC



NHPC



The World Bank



SJVN



NEEPCO



UJVN



PWRDA



Government Of Gujarat

Key Managerial Personnel



C P Kothari
Chairman Emeritus



D P Kothari
Chairman



Sunil Kothari
Vice Chairman



Vikas Kothari
Managing Director & CEO



**50% Executive
Directors**

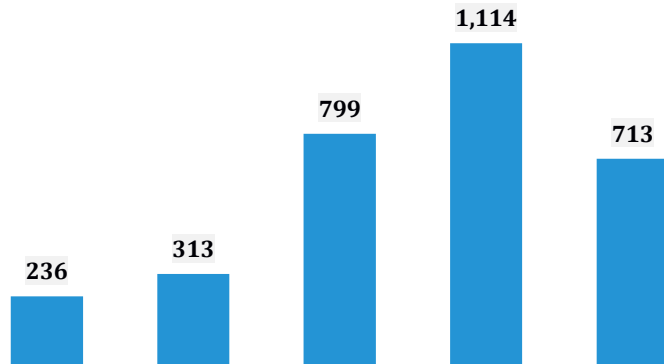
**Well trained human
resource**

**Approx. 200 permanent
employees**

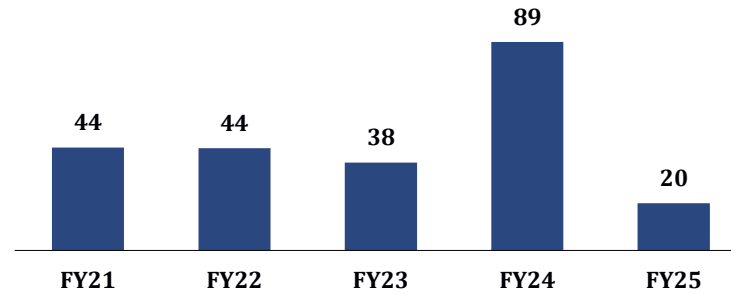
**Median age of
employees 40 years**

Strong Financial Trajectory

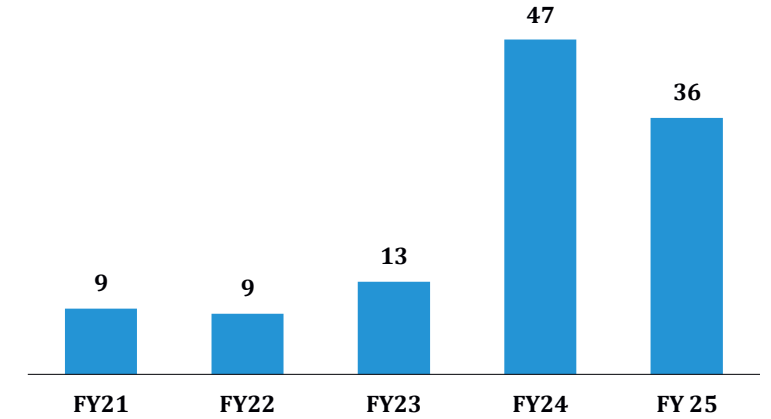
Revenue



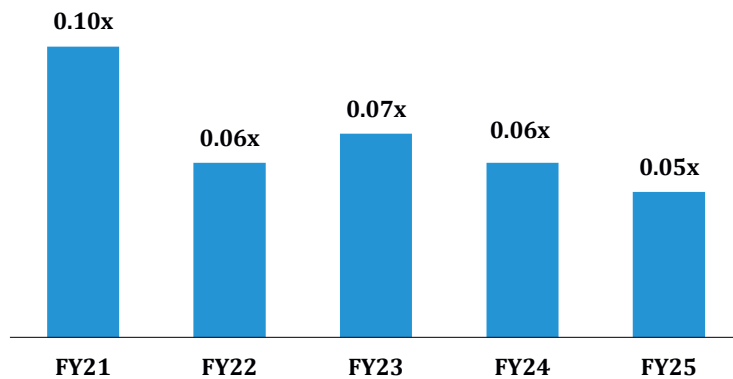
EBITDA



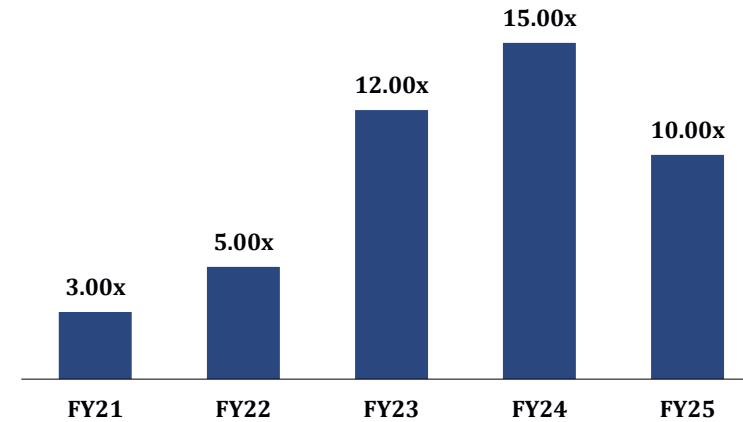
Profit after Tax



Net Debt/Equity



Fixed Assets Turnover Ratio



*Consolidated Numbers

Consolidated Income Statement

Particulars	FY 22	FY 23	FY 24	FY 25
Net Sales	313	799	1,114	713
Total Expenses	269	762	1,024	693
Other Income	10	30	39	36
EBITDA	44	38	89	20
EBITDA Margin (%)	14%	5%	8%	3%
Depreciation	8	7	7	6
Finance Costs	36	28	36	22
PBT	11	32	86	28
Tax	2	19	39	-8
PAT (attributable to Owner)	9	13	47	36
PAT Margins	3%	2%	4%	5%

*Consolidated Numbers

Consolidated - Balance Sheet

Liabilities	FY22	FY23	FY24	FY25
Total Equity	668	728	769	792
Share Capital	10	10	10	10
Other Equity	658	673	714	736
Non-Controlling Interest	-0.1	46	46	46
Non-Current Liabilities	51	75	71	47
Borrowings	13	41	14	4
Other Financial Liabilities	14	11	10	8
Other Non-Current Liabilities	17	0	2	0
Current Liabilities	246	737	616	585
Borrowings	64	85	60	67
Trade Payables	102	179	101	124
Other Current Liabilities	42	449	421	373
Total Liabilities	965	1,540	1,456	1,423

Assets	FY22	FY23	FY24	FY25
Non-Current Assets	509	584	598	568
Property, Plant and Equipment	64	77	78	72
Capital WIP	1	11	1	2
Investment in Property	51	57	57	56
Other Non-Current Assets	11	10	12	12
Current Assets	456	955	858	855
Inventories	184	544	457	404
Debtors	84	242	236	285
Cash Eq. and Bank	41	75	82	85
Loans	108	6	5	0
Other Current Assets	35	74	18	16
Total Assets	965	1,540	1,456	1,423



OM INFRA LTD



Company Contact

Reena Jain, Company Secretary | cs@ommetals.com



Address

2nd floor, A Block, Om Tower, Church Road,
MI Road, Jaipur – 302 001

CIN : L27203RJ1971PLC003414

Investor Relations : Go India Advisors

Website : Goindiastocks.com

Company Contact

Selina Sheikh

E - selina@goindiaadvisors.com | M - 8433818768

Saloni Ajmera

E - saloni@goindiaadvisors.com | M - 9930577801

Thank You

