

August 7, 2025

To,  
**BSE Limited**  
Listing Compliance & Legal Regulatory  
Phiroze Jeejeebhoy Towers,  
Dalal Street, Mumbai - 400 001  
Stock Code: 543233

To,  
**National Stock Exchange of India Limited**  
Listing & Compliance  
Exchange Plaza, Bandra-Kurla Complex,  
Bandra East, Mumbai 400 051  
Stock Symbol: CHEMCON

Dear Sir/Madam,

**Sub: Investor Presentation**

Pursuant to Regulation 30 of the Securities and Exchange Board of India (Listing obligations and Disclosure Requirements), Regulations, 2015, please find enclose herewith the "Investor Presentation" for August 2025.

The aforementioned presentation is also being uploaded on the Company's website at [www.cscpl.com](http://www.cscpl.com).

We request you to take the above on your records.

Thanking you,

Yours faithfully,

**For Chemcon Speciality Chemicals Limited**

\_\_\_\_\_  
Shahilkumar Kapatel  
Company Secretary & Compliance Officer  
Membership No.: A52211




# Chemcon Speciality Chemicals Limited Investor Presentation – August 2025



This presentation and the accompanying slides (the “Presentation”), which have been prepared by **Chemcon Speciality Chemicals Limited (the “Company”)**, have been prepared solely for information purposes and do not constitute any offer, recommendation or invitation to purchase or subscribe for any securities, and shall not form the basis or be relied on in connection with any contract or binding commitment whatsoever. No offering of securities of the Company will be made except by means of a statutory offering document containing detailed information about the Company.

This Presentation has been prepared by the Company based on information and data which the Company considers reliable, but the Company makes no representation or warranty, express or implied, whatsoever, and no reliance shall be placed on, the truth, accuracy, completeness, fairness and reasonableness of the contents of this Presentation. This Presentation may not be all inclusive and may not contain all of the information that you may consider material. Any liability in respect of the contents of, or any omission from, this Presentation is expressly excluded.

This presentation contains certain forward looking statements concerning the Company’s future business prospects and business profitability, which are subject to a number of risks and uncertainties and the actual results could materially differ from those in such forward looking statements. The risks and uncertainties relating to these statements include, but are not limited to, risks and uncertainties regarding fluctuations in earnings, our ability to manage growth, competition (both domestic and international), economic growth in India and abroad, ability to attract and retain highly skilled professionals, time and cost over runs on contracts, our ability to manage our international operations, government policies and actions regulations, interest and other fiscal costs generally prevailing in the economy. The Company does not undertake to make any announcement in case any of these forward looking statements become materially incorrect in future or update any forward looking statements made from time to time by or on behalf of the Company.



# Q1 FY26 Performance Highlights



# Q1 FY26 Performance Highlights



*“For Q1 FY26, we recorded a revenue of ₹ 54 Cr, a 18% growth on a YoY basis. This performance was achieved amidst the ongoing geopolitical crises, volatile crude oil prices, and the ambiguity surrounding US tariffs on the world.*

*Our Organic Chemicals segment (including HMDS, CMIC, and Bromobenzene) witnessed a steady recovery in demand, resulting in noteworthy performance. However, due to a persistent supply from China, pricing of our key products was largely moderated.*

*Similarly, crude oil prices and global instability impacted oil drilling activities worldwide which largely affected demand of our key inorganic chemicals. However, we remain optimistic to see a steady recovery in the coming quarters.*

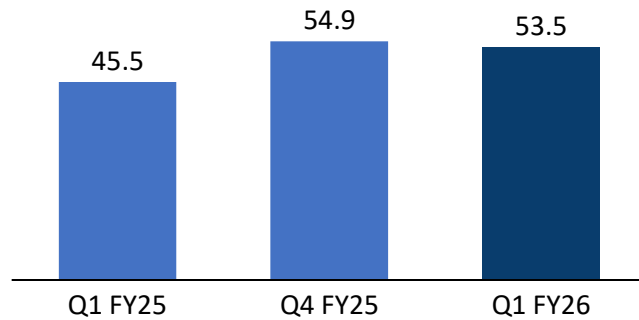
*Construction of the P-10 and P-11 plant is on track and will manufacture completely new range of products. With continued customer engagement, our product pipeline continues to remain strong and we remain confident in achieving sustained growth in the coming quarters.”*

**Mr. Kamal Aggarwal,  
Chairman & Managing Director**

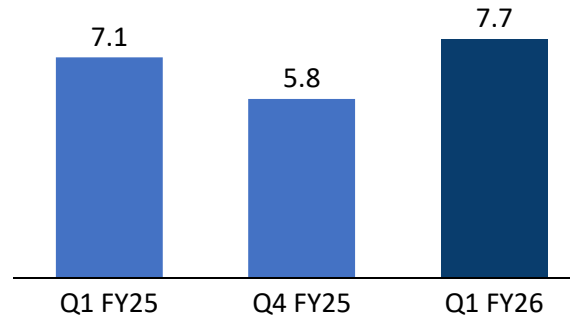
# Financial Highlights



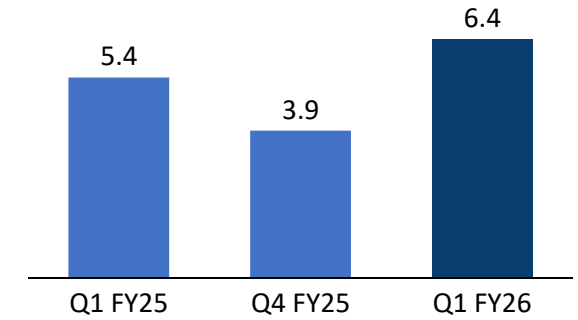
Revenue from Operations (Rs. Cr)



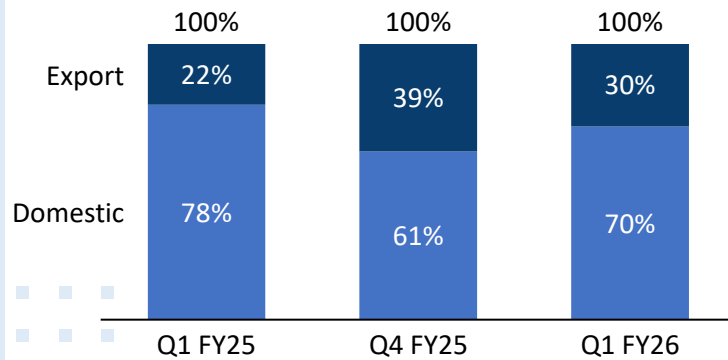
EBITDA (Rs. Cr)



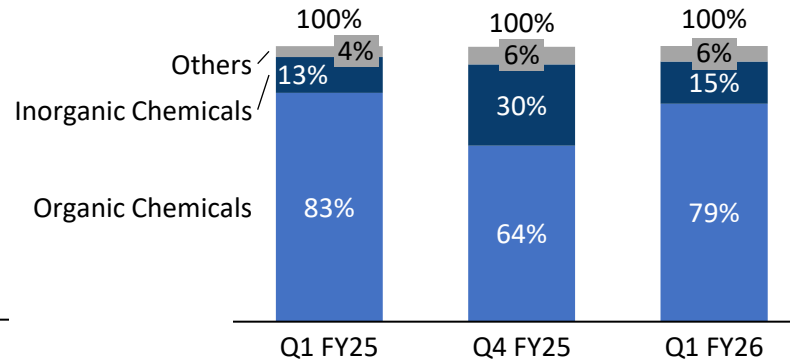
PAT (Rs. Cr)



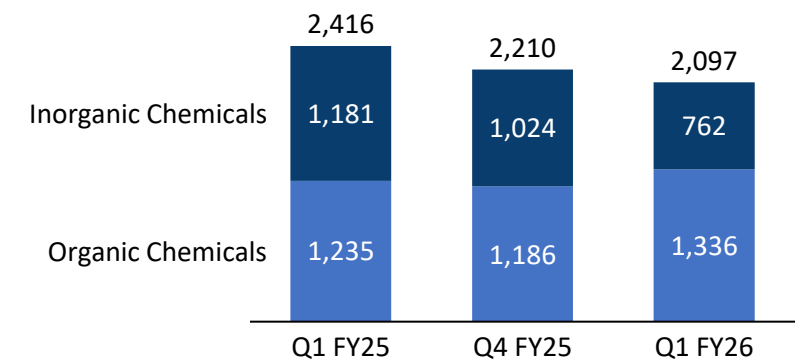
Geographic-Wise (%)



Business-wise (%)



Sales Volume (MT)




Organic chemicals refers to HMDS, CMIC, Bromobenzene and 2 Bromo whereas Inorganic chemicals refer to Bromides

Export data are inclusive of Deemed Exports

# Profit & Loss Statement

Particulars (Rs. Crs)	Q1 FY26	Q1 FY25	Y-o-Y	Q4 FY25	Q-o-Q	FY25
<b>Revenue from Operations</b>	<b>53.5</b>	<b>45.5</b>	18%	<b>54.9</b>	-2%	<b>207.4</b>
Cost of Goods Sold	31.5	26.1		34.0		120.5
Employee Cost	5.0	4.7		5.1		19.5
Other Expenses	9.3	7.6		10.1		34.6
<b>EBITDA</b>	<b>7.7</b>	<b>7.1</b>	8%	<b>5.8</b>	35%	<b>32.9</b>
Other Income	3.7	3.8		3.2		14.3
Depreciation	2.7	2.5		2.7		10.5
<b>EBIT</b>	<b>8.7</b>	<b>8.4</b>	4%	<b>6.2</b>	41%	<b>36.6</b>
Finance Cost	0.3	1.0		0.8		3.5
<b>Profit before Tax</b>	<b>8.4</b>	<b>7.4</b>	14%	<b>5.4</b>	56%	<b>33.1</b>
Tax	2.0	2.0		1.5		8.7
<b>PAT</b>	<b>6.4</b>	<b>5.4</b>	19%	<b>3.9</b>	62%	<b>24.5</b>
<b>PAT Margin %</b>	<b>11.9%</b>	<b>11.8%</b>		<b>7.2%</b>		<b>11.8%</b>
Basic EPS (in Rs.)	1.74	1.47		1.08		6.68





# Company Overview





# Company Snapshot

Incorporated in 1988


Manufacturer of Speciality Chemicals

An ISO 9001:2015 and ISO 14001:2015 Certified Company

Business Verticals: Organic Chemicals and Inorganic Chemicals

Manufacturing Facilities near Manjusar, Vadodara, Gujarat

9 Operational Plants, 6 Owned Warehouses



**Only Manufacturer** of HMDS in India



**3rd Largest** Manufacturer of HMDS Worldwide



**Largest** Manufacturer of CMIC worldwide

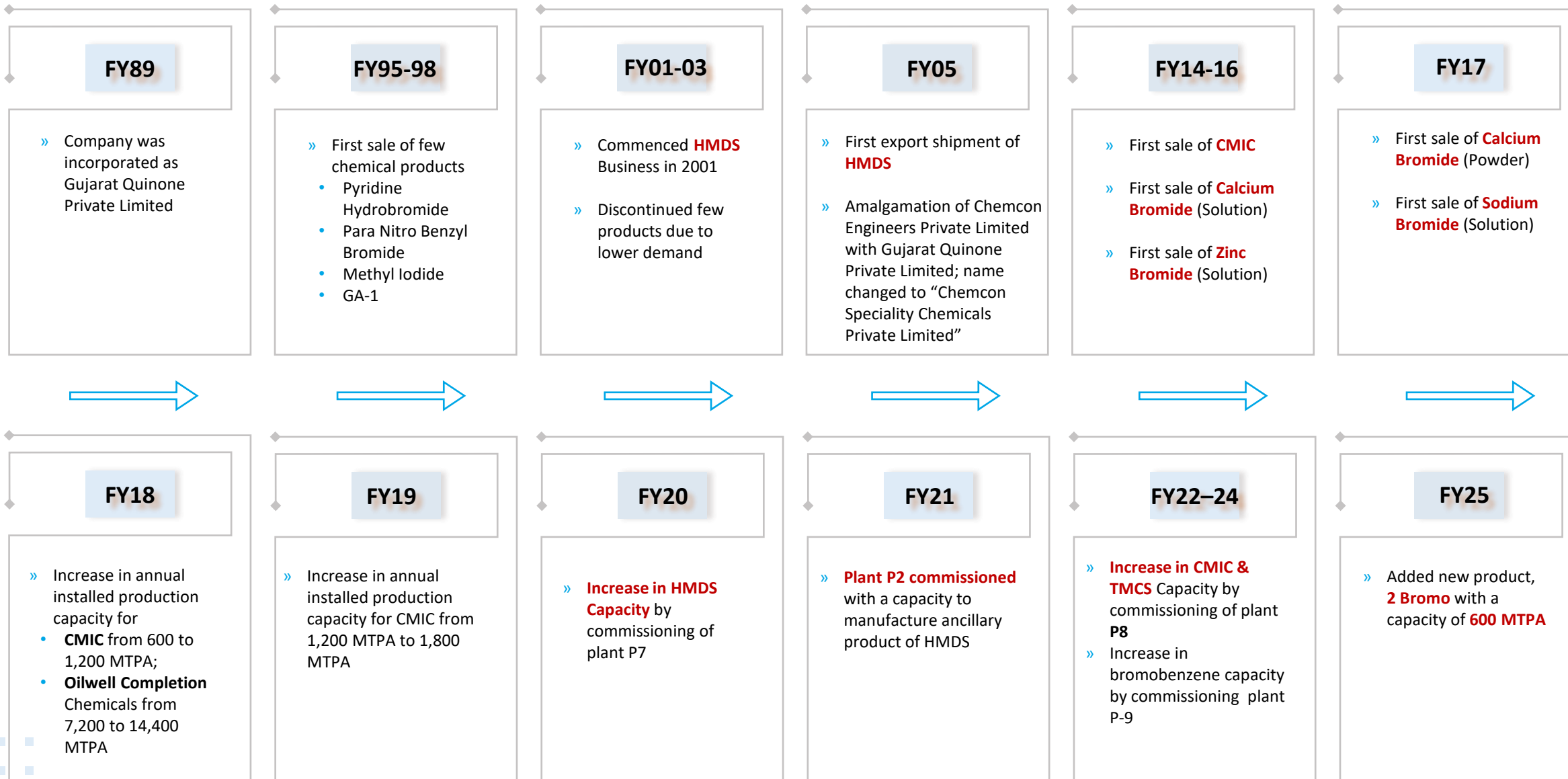


**Only Manufacturer** of Zinc Bromide in India



**Largest** Manufacturer of Calcium Bromide in India

# Evolution





## Global Presence

FY25 Export  
Contribution\*:


**~37%**

## Key Countries

- |                              |                        |
|------------------------------|------------------------|
| » United States of America   | » Japan                |
| » Italy                      | » United Arab Emirates |
| » South Korea                | » Russia               |
| » Germany                    | » Spain                |
| » People's Republic of China | » Thailand             |
|                              | » Malaysia             |

Over Two Decades of Experience in Chemicals

- Manufacturing
- Exports



**Well Equipped to Seize Upcoming Opportunities**

# Key Long-Term Relationships



## Organic Chemicals

## Inorganic Chemicals



Shree Radha  
Overseas

CC Gran Limited  
Liability Company

Longstanding  
Clients

Strong Base

New Product  
Development

New Customer  
Reach

Top 5 customers  
contribute ~30%

Top 10 customers  
contribute ~45%

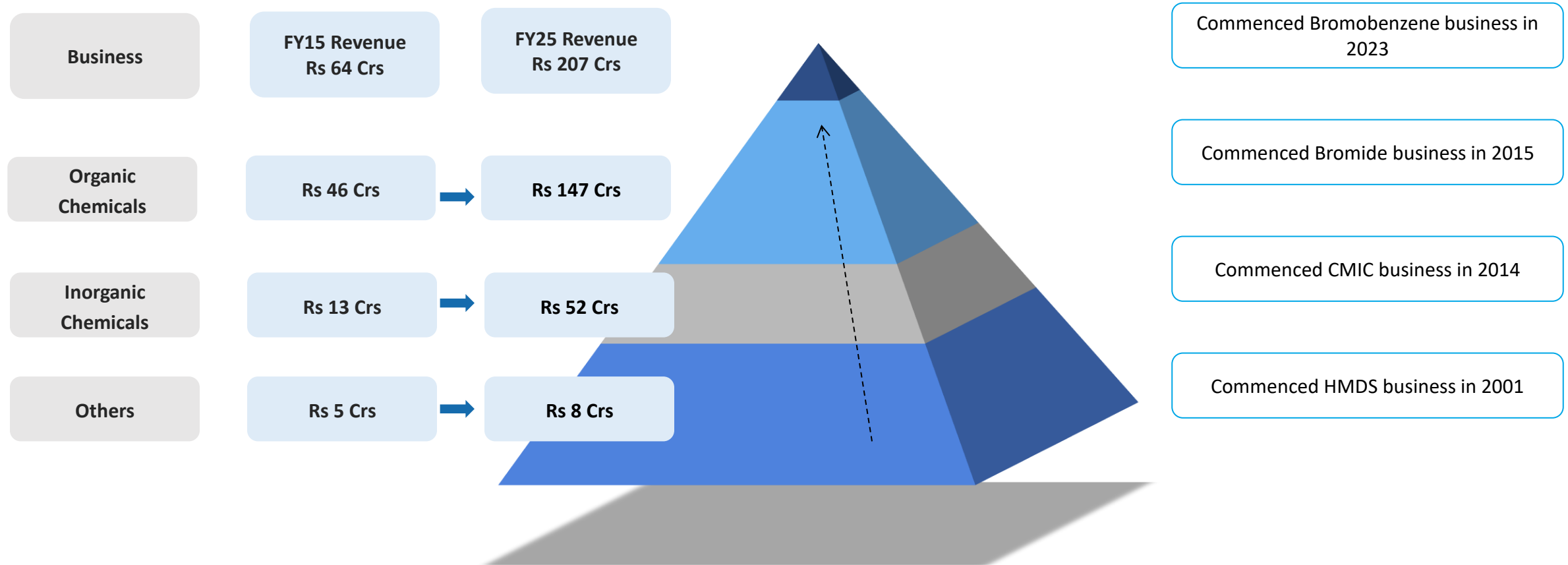
Few customers age  
more than 2  
decades with us

Major customers  
have been with us  
for more than 5  
years

Well equipped to  
retain market  
presence

Leading to increase  
in new product  
base and reach out  
to new customers

# Moving up the Value Chain



# Key Certifications

## Key Certifications



## R&D

### In-house laboratory to test

- » Raw materials procured
- » New Products & Innovation
- » Final products testing at the various stages of the manufacturing process
- » Well equipped with new instruments & machinery




## Environment

### Complying All Environment Laws

- » The Environment (Protection) Act, 1986
- » Water Prevention and Control of Pollution Act
- » Air Prevention and Control of Pollution Act, 1981
- » We are a zero-discharge company





# Product Overview





# Product Portfolio



## Organic Chemicals

### HMDS

- HMDS, an organosilicon compound, is a reagent and a precursor to bases that are popular in organic synthesis and organometallic chemistry
- HMDS is widely used in the pharmaceutical industry as a silylating agent in the process of manufacture of pharmaceutical drugs of the Penicillin group

### CMIC

- CMIC is an antiviral drug intermediate product, which is a key intermediate for anti-AIDS and anti-hepatitis B drug Tenofovir
- The downstream product of CMIC, Tenofovir is a nucleotide antiviral drug developed by Gilead Corporation of the United States.

### Bromobenzene

- Bromobenzene, is a clear, colourless or pale-yellow liquid. It is manufactured through bromination of benzene in presence of iron and has form of heavy, mobile, colorless liquid having a pungent odor.

### Di-Bromo Methane

- Di-Bromo Methane is a colorless liquid primarily used as a solvent and as an intermediate in the production of various industrial chemicals, including those found in perfumes and pesticides.

## Inorganic Chemicals

### Bromides

- Oilwell Completion Chemicals are used to complete the well and is normally a salty solution made up of chlorides or bromides
- Company manufacture a range of inorganic bromides, namely: Calcium Bromide (solution and powder), Zinc Bromide (solution) & Sodium Bromide (solution and powder)

## Key Products

## End User Industry

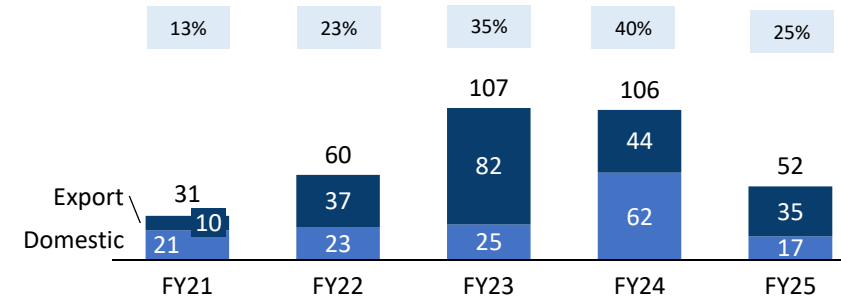
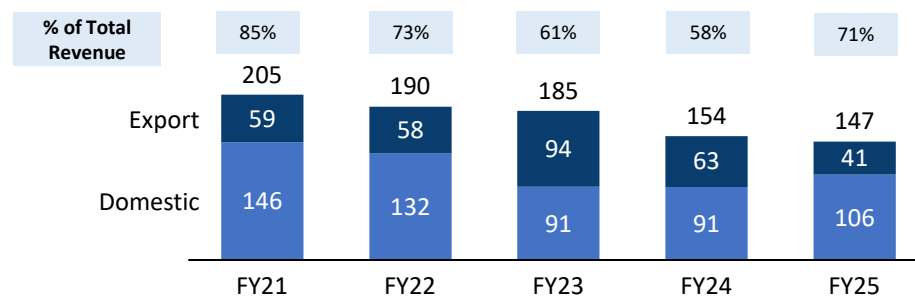
Pharmaceuticals & Others

Pharmaceuticals

Agrochemicals

Oil Drilling & Fluids

## Business Performance (Rs in cr)



Export data are inclusive of Deemed Exports

# Manufacturing Facilities



Sr No	Product categories	Key Products	Installed Capacity (MTPA)
1	Organic Chemicals	HMDS, CMIC, Bromobenzene, 2 Bromo and other ancillary products	11,400
2		Proposed P-10 unit	Q3FY26e
3		Proposed P-11 unit	Q3FY26e
4	Inorganic Chemicals	Range of Inorganic Bromides	15,000

Located at Manjusar near Vadodara, Gujarat

9 Operational Plants

2 Proposed Expansion Plant under process

In-House R&D Laboratory

6 Owned Warehouses

Organic chemicals refers to HMDS, CMIC, Bromobenzene and 2 Bromo whereas Inorganic chemicals refer to Bromides

Located at Manjusar near Vadodara, Gujarat



## Capacity Expansion

- » We plan to add additional manufacturing capacity P10 unit and P11 unit. These additional capacity will manufacture organic chemicals

## Import Substitution

- » Aims to capitalize on the potential growth of Organic Chemicals in India and to substitute imports

## Exploring New Applications

- » Plan to expand the new products to have diversified product portfolio with diversified client base

## Cost Efficiencies

- » Ongoing improvement in cost-efficiencies in the production process through Process re-engineering for efficient raw material consumption and through economies of scale





# Way Forward

Moderate Growth in

Organic Chemicals



Healthy Growth in

Inorganic Chemicals



Exploring  
Opportunities in

New Products



Leading to Long Term Sustainable Growth

New Products, New Clients, New Applications, New Opportunities

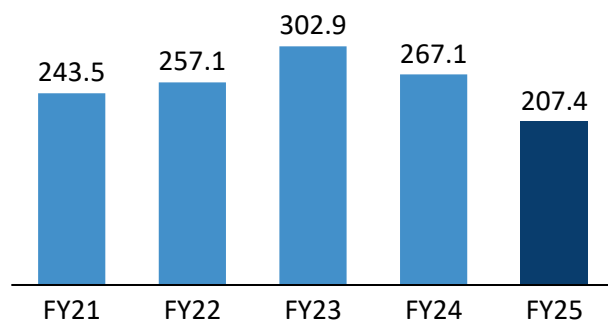


# Financial Highlights

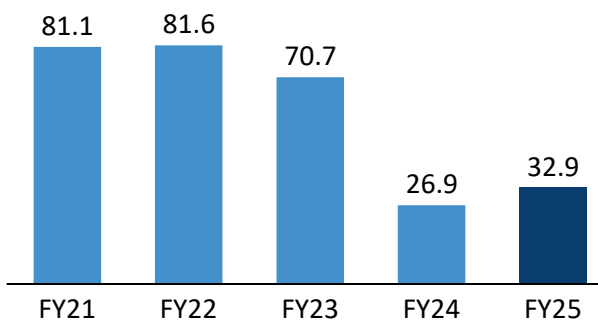


# Financial Trends

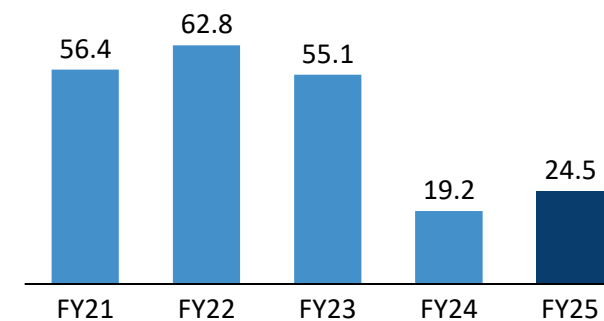
Total Revenue (Rs. Cr)



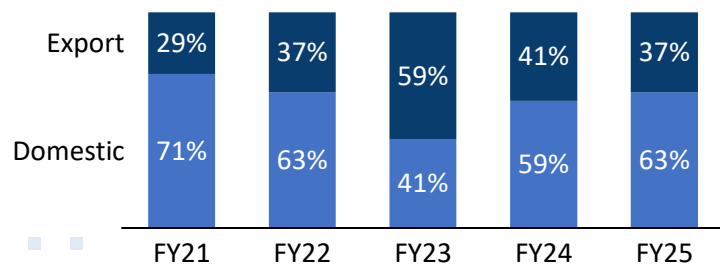
EBITDA (Rs. Cr)



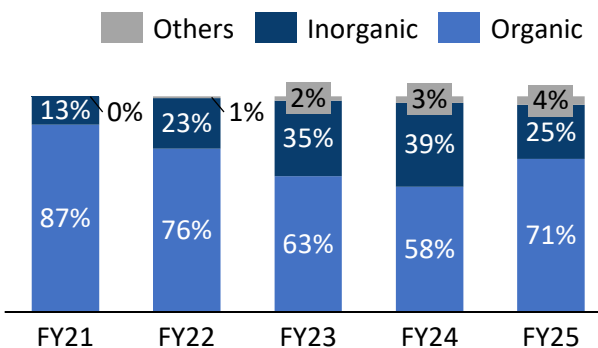
PAT (Rs. Cr)



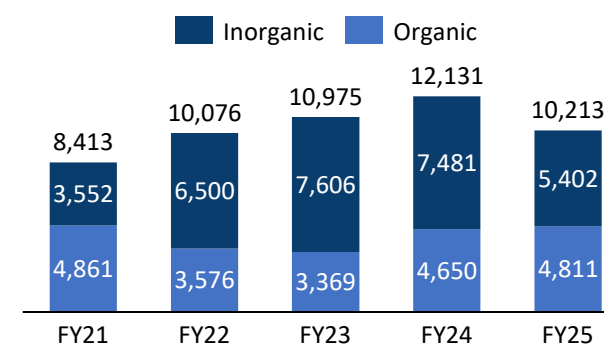
Geographic-Wise (%)



Business-wise (%)



Sales Volume (MT)





# Balance Sheet

ASSETS (Rs. Crs)	Mar-25	Mar-24
<b>Non-Current Assets</b>		
a) Property, Plant And Equipment	148.7	146.5
b) Capital Work in Progress	39.9	42.4
c) Right Of Use Asset	0.0	0.0
d) Intangible Assets	0.0	0.0
e) Investments	0.3	0.0
f) Other Financial Assets	42.6	0.9
g) Other Non-Current Assets	3.5	2.3
<b>Sub-Total - Non-Current Assets</b>	<b>234.9</b>	<b>192.1</b>
<b>Current Assets</b>		
a) Inventories	86.1	61.6
b) Financial Assets		
i) Investments	9.8	0.0
ii) Trade Receivables	51.7	81.9
iii) Cash And Cash Equivalent	7.1	7.1
iv) Bank Balances	134.4	163.5
v) Other Financial Assets	7.1	9.6
c) Other Current Assets	22.6	21.8
d) Current tax assets	0.2	7.7
<b>Sub-Total - Current Assets</b>	<b>319.0</b>	<b>353.2</b>
<b>Total - Assets</b>	<b>553.9</b>	<b>545.2</b>

EQUITY AND LIABILITIES <sup>14</sup>	Mar-25	Mar-24
<b>EQUITY AND LIABILITIES</b>		
<b>Equity</b>		
a) Equity Share Capital	36.6	36.6
b) Other Equity	464.0	439.8
<b>Total Equity</b>	<b>500.7</b>	<b>476.4</b>
<b>Liabilities</b>		
<b>Non-Current Liabilities</b>		
a) Financial Liabilities		
i) Borrowings	0.2	0.4
ii) Lease Liabilities	0.0	0.0
iii) Other financial liabilities	0.0	0.0
b) Non current Provisions	0.8	0.3
c) Deferred Tax Liabilities (Net)	4.6	4.4
<b>Sub-Total - Non-Current Liabilities</b>	<b>5.6</b>	<b>5.1</b>
<b>Current Liabilities</b>		
a) Financial Liabilities		
i) Borrowing	24.5	42.3
ii) Trade Payables	16.3	12.0
iii) Other Financial Liabilities	4.2	5.5
iv) Lease Liabilities	0.0	0.0
b) Other Current Liabilities	2.4	3.6
c) Short Term Provisions	0.3	0.2
d) Current tax Liabilities	0.0	0.0
<b>Sub-Total - Current Liabilities</b>	<b>47.7</b>	<b>63.7</b>
<b>Total - Equity And Liabilities</b>	<b>553.9</b>	<b>545.2</b>

# Thank You



**Chemcon Speciality Chemicals Ltd.**

CIN – L24231GJ1988PLC011652

Mr. Rajesh Gandhi - CFO

Email – [rajesh@cscpl.com](mailto:rajesh@cscpl.com)

[www.cscpl.com](http://www.cscpl.com)

**SGA** Strategic Growth Advisors

**Strategic Growth Advisors Pvt. Ltd.**

CIN - U74140MH2010PTC204285

Mr. Om Kanadia / Ms. Shaily Patwa

Email - [om.kanadia@sgapl.net](mailto:om.kanadia@sgapl.net) / [shaily.p@sgapl.net](mailto:shaily.p@sgapl.net)

+91 8454951156 / +91 9819494608

[www.sgapl.net](http://www.sgapl.net)

