

**NEAPS/BSE ONLINE**

11<sup>th</sup> February, 2022

**The Corporate Relationship Department  
BSE Limited  
Phiroze Jeejeebhoy Towers  
1<sup>st</sup> Floor, New Trading Ring  
Rotunda Dalal Street,  
Mumbai - 400 001  
Scrip Code - 542905**

**The Secretary,  
National Stock Exchange of India Limited  
Exchange Plaza, 5<sup>th</sup> Floor,  
Plot No. C/1, G-Block  
Bandra - Kurla Complex,  
Bandra(E), Mumbai – 400 051  
Scrip Code - SHIL**

Dear Sir/Madam,

**Sub: Financial Result Presentation for the third quarter and nine months ended 31.012.2021**

Pursuant to Regulation 30 of the SEBI (Listing Obligations and Disclosure Requirements) Regulations, 2015, please find enclosed herewith the copy of Financial Result Presentation on the Unaudited Standalone & Consolidated Financial Results of the Company for the third quarter and nine months ended 31<sup>st</sup> December, 2021.

The aforesaid presentation will also be available on the website of the Company i.e. [www.shilgroup.com](http://www.shilgroup.com).

You are requested to take the enclosed document on records.

**For Somany Home Innovation Limited**

  
Payal M Puri  
(Company Secretary & V. P. Group General Counsel)

**Name: Payal M Puri  
Address: 301-302, 3<sup>rd</sup> Floor, Park Centra, Sector-30, Gurugram-122001  
Membership No.: 16068**

Encl: As above

**Somany Home Innovation Limited**

Corporate Office: 68, Echelon Inst. Area, Sector-32, Gurugram, Haryana 122 001, India. T. +91 124 2889300

Registered Office: 2, Red Cross Place, Kolkata-700001, West Bengal, India. T. +91 33-22487407/5668

wecare@hindware.co.in. | www.shilgroup.com | CIN: L74999WB2017PLC222970



**Driving Customer Aspirations**  
Enriching Experiences | Innovative Offerings

**Q3 & 9M FY22 Financial  
Result Presentation**

February 11<sup>th</sup>, 2022



# Disclaimer



This presentation has been prepared by Somany Home Innovation Limited (the “Company”) solely for your information and may not be distributed, reproduced, or redistributed or passed on directly or indirectly to any other person, whether within or outside your organization or firm, or published in whole or in part, for any purpose by recipients directly or indirectly to any other person. By accessing this presentation, you agree to be bound by the following restrictions and to maintain absolute confidentiality regarding the information disclosed in these materials. The Company may alter, modify or otherwise change in any manner the contents of this presentation, without obligation to notify any persons of such change or changes. This presentation and its contents are confidential and may not be copied, published, reproduced or disseminated in any manner. This presentation may contain certain forward looking statements based on the currently held beliefs and assumptions of the management of the Company which are expressed in good faith and in their opinion, reasonable. These statements include descriptions regarding the intent, belief or current expectations of the Company or its directors and officers with respect to the results of operations and financial condition of the Company. Such forward-looking statements are not guarantees of future performance and involve risks and uncertainties, and actual results may differ from those in such forward-looking statements as a result of various factors and assumptions which the Company believes to be reasonable in light of its operating experience in recent years. Many factors could cause the actual results, performances, or achievements of the Company to be materially different from any future results, performances, or achievements. Significant factors that could make a difference to the Company’s operations include, but are not reasonable to, domestic and international economic conditions, changes in government regulations, tax regime and other statutes. The Company does not undertake to revise any forward-looking statement that may be made from time to time by or on behalf of the Company. This presentation contains certain supplemental measures of performance and liquidity that are not required by or presented in accordance with Indian GAAP, and should not be considered an alternative to profit, operating revenue or any other performance measures derived in accordance with Indian GAAP or an alternative to cash flow from operations as a measure of liquidity of the Company. In no event shall the Company be responsible to any person or entity for any loss or damage, whether direct, indirect, incidental, consequential or otherwise, arising out of access or use or dissemination of information contained in this presentation, including, but not limited to, loss of profits. No representation, warranty, guarantee or undertaking (express or implied) is made as to, and no reliance should be placed on, the accuracy, completeness or correctness of any information, including any estimates, targets and opinions, contained herein, and no liability whatsoever is accepted as to any errors, omissions or misstatements contained herein and, accordingly, none of the Company, its advisors and representative and any of its or their affiliates, officers, directors, employees or agents, and anyone acting on behalf of such persons accepts any responsibility or liability whatsoever, in negligence or otherwise, arising directly or indirectly from this presentation or its contents or otherwise arising in connection therewith. You must make your own assessment of the relevance, accuracy and adequacy of the information contained in this presentation and must make such independent analysis as you may consider necessary or appropriate for such purpose. Any opinions expressed in this presentation are subject to change without notice and past performance is not indicative of future results. By attending this presentation you acknowledge that you will be solely responsible for your own assessment of the market and the market position of the Company and that you will conduct your own analysis and be solely responsible for forming your own view of the potential future performance of the Company’s business. This presentation and its contents are not and should not be construed as a prospectus or an offer document, including as defined under the Companies Act, 2013, to the extent notified and in force) or an offer document under the Securities and Exchange Board of India (Issue of Capital and Disclosure Requirements) Regulations, 2009, as amended. This presentation is not for publication or distribution or release in any country where such distribution may lead to a breach of any law or regulatory requirement. The information contained herein does not constitute or form part of an offer, or solicitation of an offer to purchase or subscribe, for securities for sale. The distribution of this presentation in certain jurisdictions may be restricted by law and persons into whose possession this presentation comes should inform themselves about and observe any such restrictions. None of the Company’s securities may be offered or sold in the United States without registration under the U.S. Securities Act of 1933, as amended, except pursuant to an exemption from registration there from. By accessing this presentation, you accept that this disclaimer and any claims arising out of the use of the information from this presentation shall be governed by the laws of India and only the courts in Delhi, and no other courts, shall have jurisdiction over the same.

# Business Overview

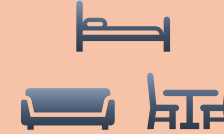


Building Product  
Segment

**Premium Consumer Appliances and  
Building Products Company**

**hindware**

Owner of Brand  
Hindware™



Retail Segment  
(Focus on Franchise &  
E-commerce business)



Consumer Appliances  
Business (CAB)

**Leader in**  
Sanitaryware and second  
largest in the faucets  
segment

**Industry leading  
growth in Plastic Pipes  
& Fittings Business**



32 patents filed  
since inception

**45**

New launches in  
9M FY22

**Strong Growth  
Outlook**



Retail Touch Points  
**35,000+**



Distribution Partners  
**3,100+**



Modern & Retail Outlets  
**700+**

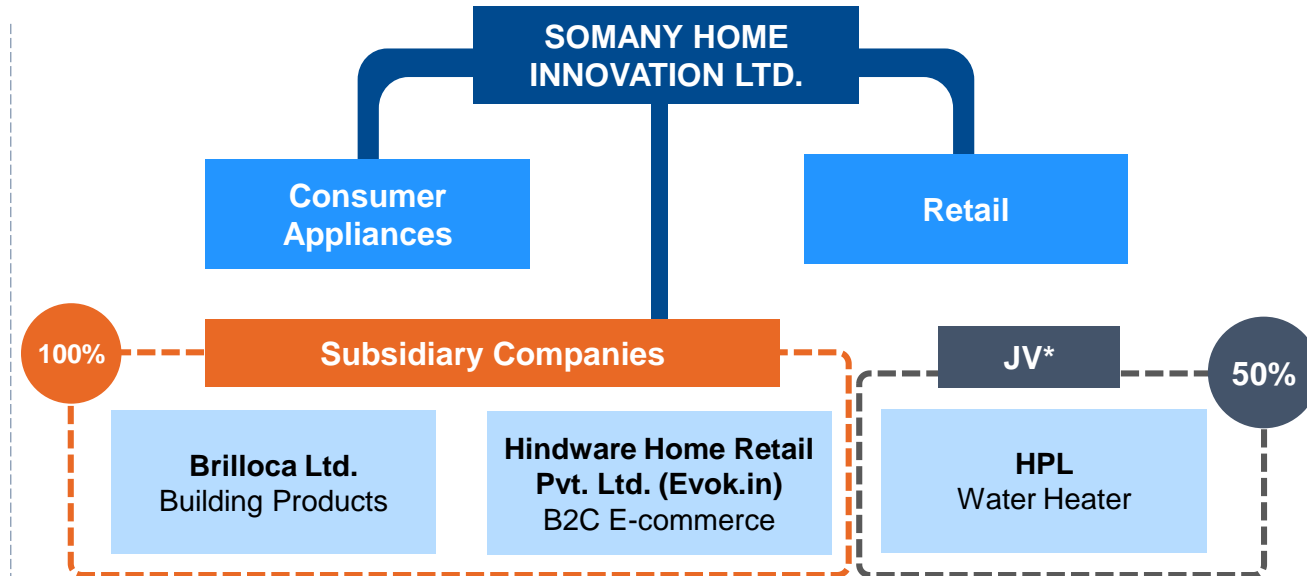


Omni-channel  
presence

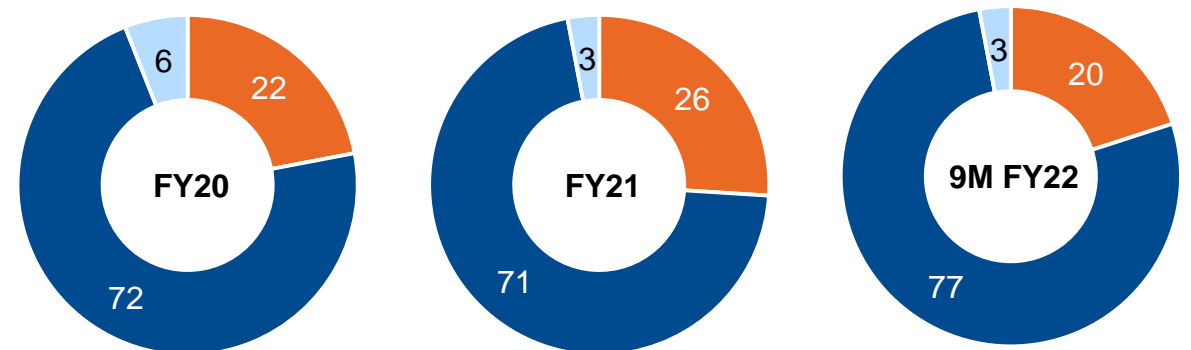
**3 Distinct Channels**  
Sanitaryware & Faucets  
Consumer Appliances  
Hardware (Pipes)

# About Us

- ⊙ The Consumer Appliances and Building Products Company
- ⊙ **Hindware™**, a reliable and trusted brand across India
- ⊙ Leveraging innovation and expansive distribution infrastructure across businesses
  - **Building Products Business** –
    - Leading player in sanitaryware & faucets space
    - Growing presence in plastic pipes and fittings solutions with a recent foray in overhead water storage & column pipes segment
  - **Consumer Appliances Business** – innovative product offerings across varied categories
  - **Retail Business** - Specialty home interior products under the brand 'Evok by hindware'
- ⊙ **Hintastica Private Limited (HPL)** is a 50:50 JV with Groupe Atlantic, leaders in heating solutions globally



Revenue Mix (%)



\*Note: Wholly-owned subsidiary of SHIL as on 31<sup>st</sup> March 2021

# Our Approach



## Introduce innovative products across categories

- ⌚ Several successful launches at regular intervals
- ⌚ Strong R&D capabilities help in introducing an innovative range of products to gain market share



## Leverage distribution channels

- ⌚ Harnessing distinct distribution networks to market newer products and cross-selling
- ⌚ Expansive distribution reach across all segments, enabling us to service existing markets & reach out to newer markets
- ⌚ Strong connect with trade partners



## Prudent capital allocation

- ⌚ Investments undertaken in recent past towards new product segments and distinct distribution networks have started delivering results
- ⌚ Capital allocation towards fast growing profitable segments



## Multiple revenue streams

- ⌚ Scaling up presence in fast growing Consumer appliances and Plastic pipes and fittings segments
- ⌚ Differentiated product mix supported by intelligent marketing and branding campaigns



## Capital efficient model

- ⌚ Emphasis on further improving capital return ratios in long term
- ⌚ High quality, versatile manufacturing operations (post proposed acquisition of BPD manufacturing assets of HSIL) combined with strong supply chain ensure efficient delivery of a wide range of products

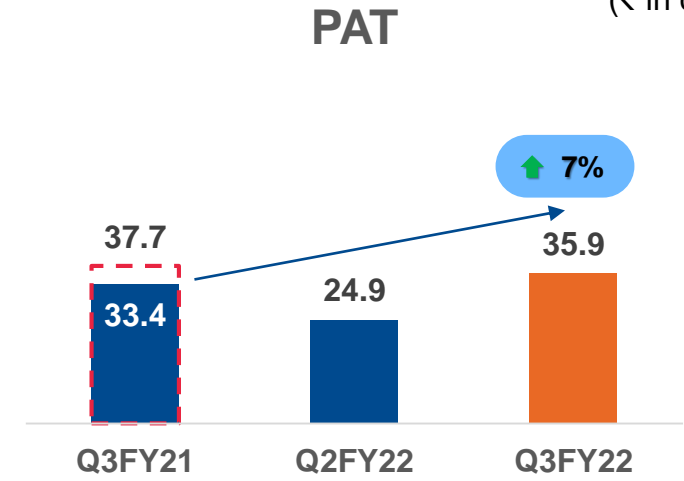
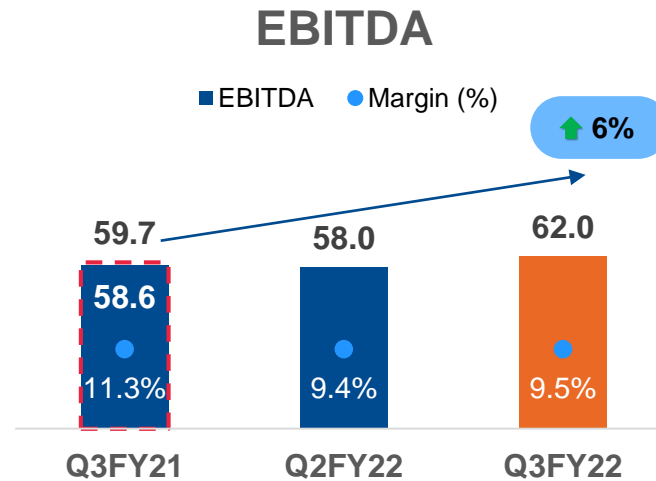
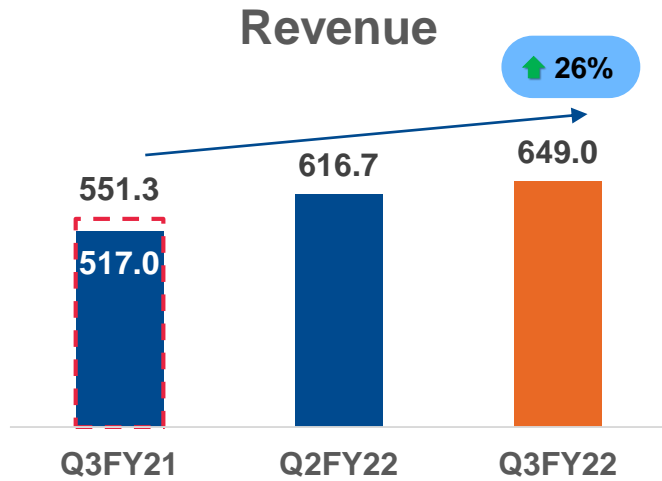
# Q3 & 9M FY22 Financial Performance



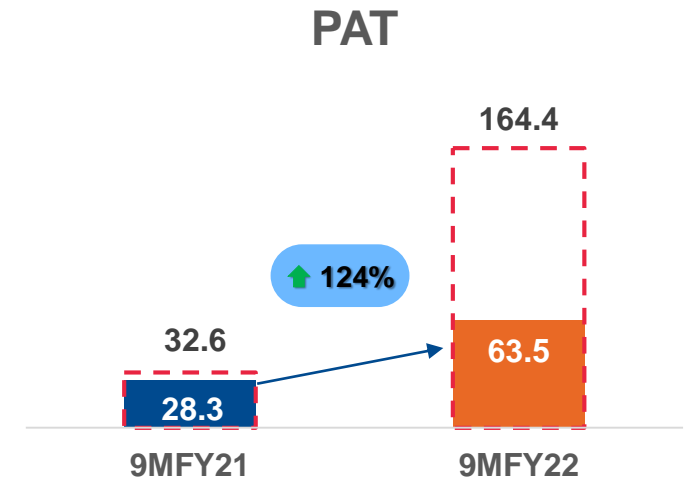
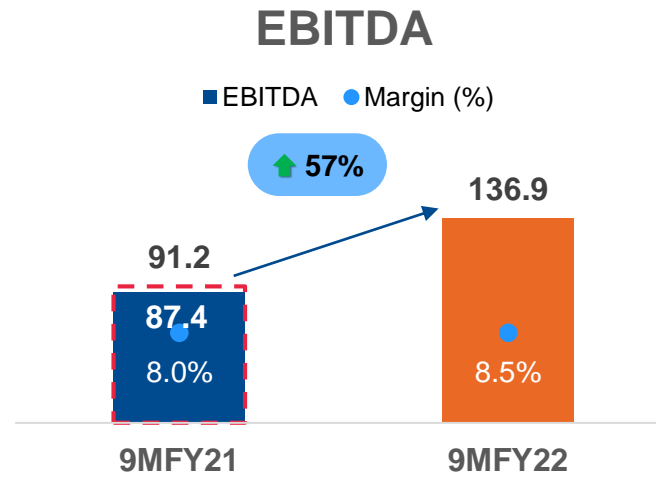
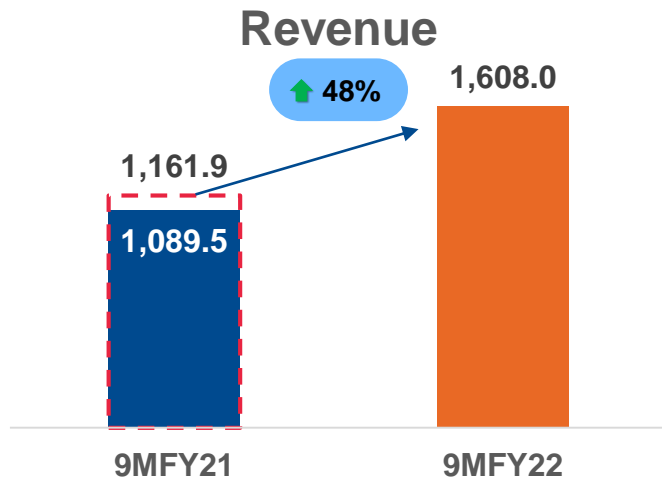
# Q3 & 9M FY22 Performance (Consolidated)

(₹ in crore)

Q3 FY22



9M FY22



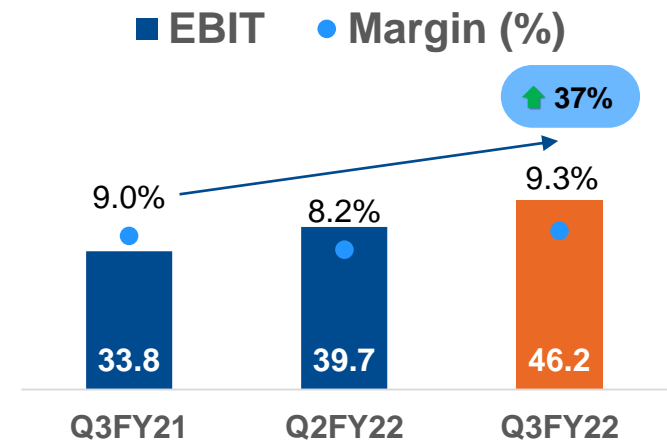
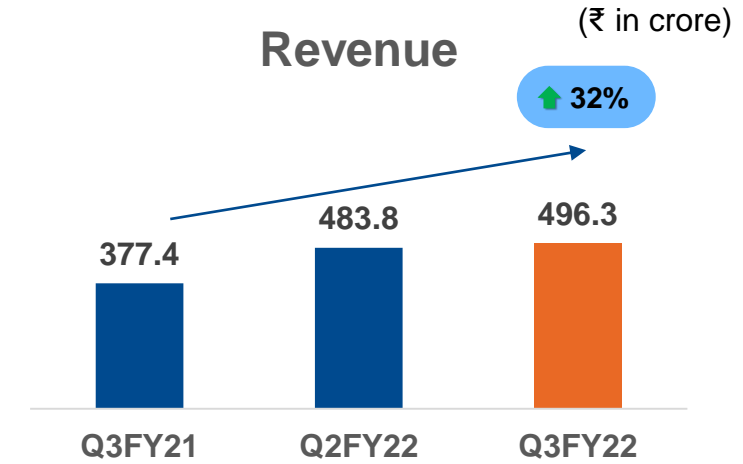
**Note:** Revenue, EBITDA and EBITDA margins of Q3 FY21 and 9M FY21 are adjusted for contribution from the Water Heater business. Revenue, EBITDA and EBITDA margins Y-o-Y growth have been calculated on the management reported adjusted figures. Also, PAT of Q3 FY21 and 9MFY21 exclude tax refund of ₹4.3 crore.

9MFY22 PAT includes a fair value (gain) of ₹66.11 crore of its investment in HPL on account of loss of control of the subsidiary and recorded gain of ₹34.75 crore on account of slump sale of Water Heater Business Undertaking by the Company to HPL. Growth has been calculated for the adjusted figure.





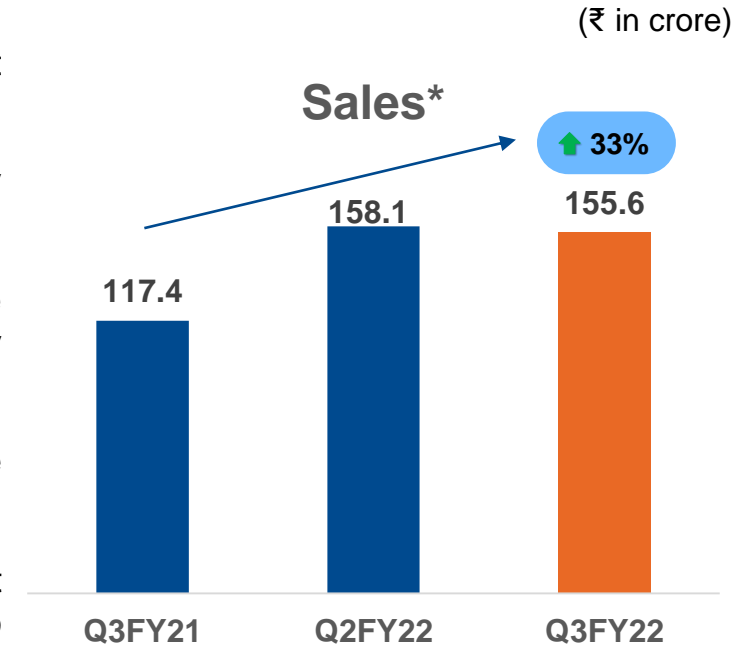
- ⊙ Stellar growth witnessed
  - Industry-leading performance in Sanitaryware and Faucet segments over the past quarters
  - Revenue grew by 32% Y-o-Y to ₹496.3 crore
  - EBIT increased by 37% Y-o-Y by to ₹46.2 crore
  - EBIT margin improved to 9.3% from 9.0% in Q3 FY21 despite input price inflation
- ⊙ Demand is supported by customers going for home improvement and growth of real estate sector owing to low-interest rates, Government incentives, and increasing sales
- ⊙ Hindware recorded significant rise in both Sanitaryware and Faucets market shares on the back of product and design leadership, brand salience, wide product portfolio, and distribution network
- ⊙ Strengthened the retail and distribution network to bolster presence in tier 1 & 2 markets and reach out to tier 3-5 markets
- ⊙ Launched Aspiro range of Sanitaryware and faucets which is seeing great traction in the market
- ⊙ Our strengthened Institutional business contributed to growth
- ⊙ Consolidation of the brand teams continues to improve profitability



**Note:** Revenue and EBIT for BPD include contribution from Plastic Pipes & Fittings business



- ⊙ TRUFLO registered a growth of 33% Y-o-Y to report sales of ₹155.6 crore
  - Pipes Business continues to contribute positively to the bottom line
- ⊙ TRUFLO grew in sales, volumes and market share owing to the wide acceptance of the brand and quality of the products
- ⊙ Despite frequent fluctuations in raw material prices, the business has grown substantially
- ⊙ The business recorded a favorable mix of product sales, with the CPVC range contributing significantly to the overall realization
- ⊙ We continue to engage with the plumbing community to enhance awareness of our products

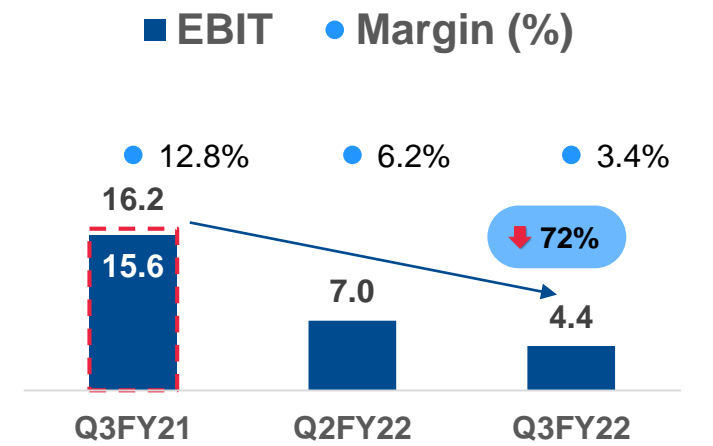
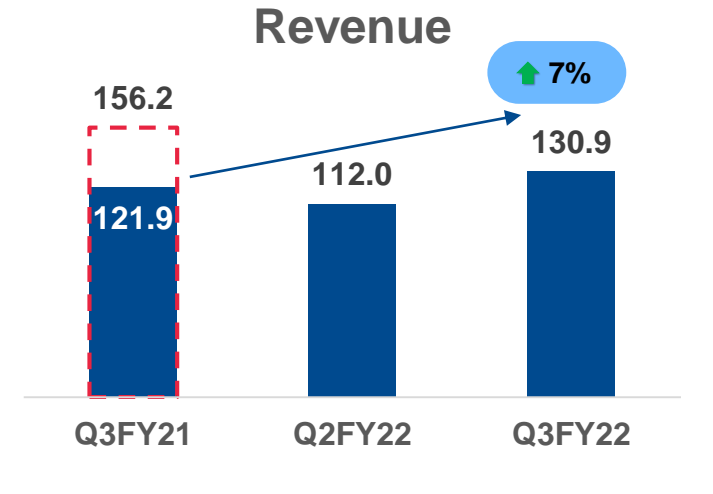


**Note:** Sales is as per management reported figures and is included in BPD segment reported numbers

# Q3 FY22 – Consumer Appliance Business Update

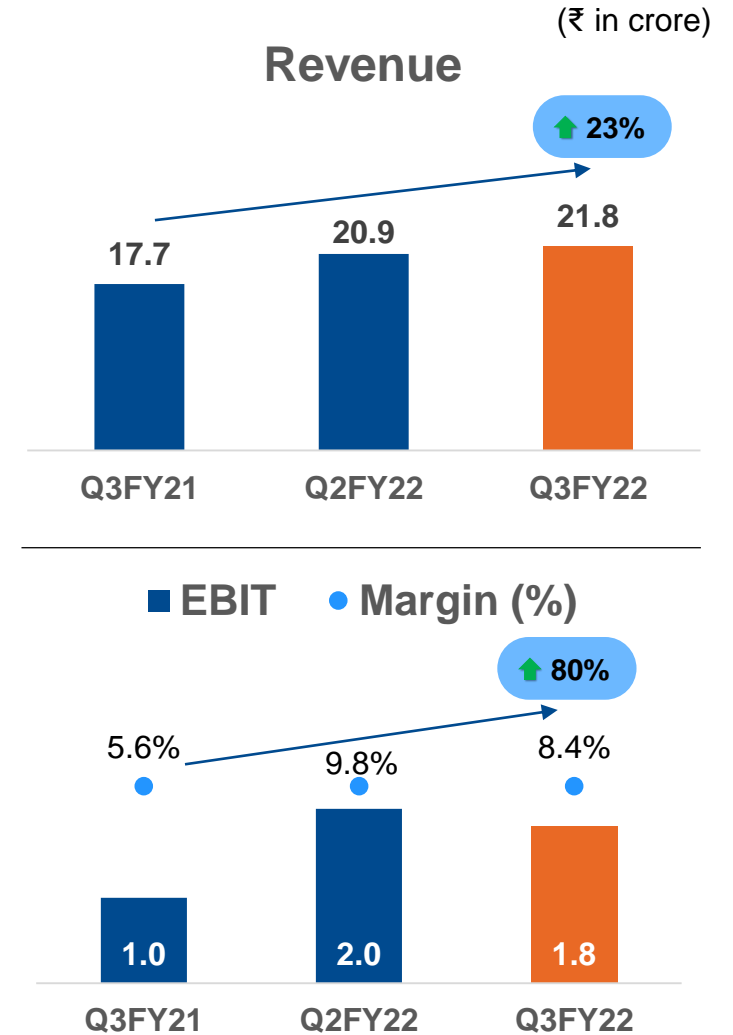
(₹ in crore)

- ⌚ Growth in revenue but profitability was impacted on account of significantly higher input costs and slow market demand
  - Revenue for the quarter stood at ₹130.9 crore, growing by 7% Y-o-Y
  - EBIT came in at ₹4.4 crore
  - EBIT margin stood at 3.4%
- ⌚ Appointed 93 new distributors to capture growing consumer demand
- ⌚ Launched 16 new exclusive kitchen galleries (140 total pan-India) during the quarter to be available to customers through as many touchpoints as possible
- ⌚ 19 new launches across product categories in Q3 FY22 to expand product range
- ⌚ Launched a 360-degree campaign for kitchen appliances and a radio led campaign for water heaters during the festive season



**Note:** Revenue, EBIT and EBIT margin of Q3 FY21 are adjusted for contribution from Water Heater business, which was transferred under slump sales to HPL, which is now a 50:50 JV with Groupe Atlantic, to make it comparable to Q3 FY22. Revenue, EBIT and EBIT margin Y-o-Y growth have been calculated on the management reported adjusted figures.

- ⊙ Increased demand for home renovations led to growth in revenue and profitability
  - Revenue stood at ₹21.8 crore, growing by 23% Y-o-Y
  - EBIT came in at ₹1.8 crore, growing by 80% Y-o-Y
  - EBIT margin for the quarter stood at 8.4%
- ⊙ Launched ~200 new products to expand the product portfolio to offer variety across price points
- ⊙ Added 10 new EVOK Franchise stores to strengthen omnichannel presence
  - The Franchise store count now stands at 39



# Business Segment Overview



# Building Products Division



- ⦿ **Leading player in sanitaryware & faucets segments**
  - Brands available across price points – luxury, premium and mass categories
- ⦿ **Strong Network of distribution and service**
  - 250+ Brand Stores for an immersive customer experience
  - 225+ Distributors for wide network
  - 7000+ direct retail touchpoints: Indirect reach covering around 20,000 touchpoint
  - Catering to 1100+ institutional clients
  - A service network of 400+ technicians pan India covering more than 640 districts, with a TAT of 24 hours in metro markets and 48 hours in upcountry markets
- ⦿ **Building eco-system for accelerated growth**
  - Constant engagement with intermediaries & end-users
  - Providing platform to all the channel partners to help them keep track of their operations
  - Establish Hindware as a modern, innovative, design-led brand to connect with millennials
  - Increased product consideration and awareness using beautiful design & thoughtful features (technology and innovation) as a bedrock for all new product launches
  - Increased brand salience at retail (product displays and refreshed in-shop imagery)
  - Expand the distribution reach to establish a truly pan-India presence



## Market Size

~₹4,800 crore

Sanitaryware

~₹9,000 crore

Faucets



hindware



Sanitaryware & Faucets

hindware  
ITALIAN COLLECTION  
*Thoughtful is beautiful*



Sanitaryware & Faucets

QUEO  
NOTHING LESS WILL DO



Sanitaryware & Faucets

NEOM  
NEO MODERN TILES



Tiles



TANKLESS  
FUTURE OF BATHROOM

151  
TIME IN INDIA

- Unique Space Saving Design
- Water Saving Efficient 4L Flushing
- Hassle-Free Installation

GRABS ATTENTION.  
WITHOUT MAKING NOISE.

WATER CLOSETS WITH **AQUASHEET** TECHNOLOGY FOR QUIETER FLUSHING.\*

\*QUIETER THAN A REGULAR FLUSH

TOUCH-FREE TECHNOLOGY

WATER CLOSETS WITH TOUCH-FREE FLUSHING FOR GREATER SAFETY & HYGIENE.

#TouchFreeIsCarefree

AUTOMATE

INTELLIGENT CLOSETS

A range of Hi-tech Toilets that come with a remote control to cater to all your needs at just the press of a button.

- Easy Computerized Control Panel
- Foot Press Flush
- Minimalist Touch Remote

E Clenz

Intelligent wall mounted water closet at a smart price

SENSOR FAUCETS

- INFRA RED SENSOR
- LOW CONTACT
- WORLD CLASS TECH
- LONGER LIFE CYCLE
- SAVE WATER



- ⦿ TRUFLO by Hindware™, is the fastest growing plastic pipes and fittings brand in India
  - With 1,100+ SKUs already being offered and many more being added, TRUFLO aims to be amongst the top 5 players in 5 years
- ⦿ Offers best-in-class, NSF-certified (uses CPVC compound Durastream, supplied by ~US\$10 bn Sekisui Chemical Co. Ltd.), CPVC pipes for hot and cold water plumbing applications, along with lead-free UPVC pipes, SWR pipes, PVC pipes for potable water, column pipes and overhead water storage tanks
- ⦿ Export to ASEAN and Middle Eastern countries
- ⦿ Complete range of TRUFLO pipes is Lead-free

## Market Size

**~₹10,000 crore**

TRUFLO by Hindware™, addressable market size




# Consumer Appliance Business



# Consumer Appliances Business

## ④ Emphasis on innovation

- Widest range of connected and smart appliances in the industry

## ④ Forward looking portfolio spanning categories

- Kitchen appliances & food sanitizer
- Air coolers
- Water purifiers
- Ceiling & pedestal fans
- Water heaters (*part of 50:50 JV with Groupe Atlantic*)
- Kitchen & Furniture fittings (*brand FGV Powered by Hindware™, a strategic tie-up with Italian company Formenti & Giovenzana*)

## ④ Strong Distribution reach

- 10,000+ Retail outlets
- 1,000+ Distributor partners
- 700+ Modern & large retail outlets
- 140+ Exclusive Kitchen galleries

## #2

Player in the Kitchen  
Chimney Segment

---

## #5

Player in the Air Cooler  
Segment

---

## #6

Player in the Water Heater  
Segment (50:50 JV with  
Groupe Atlantic)



# Emphasis on R&D and Innovation

- ⊙ Recognized in-house R&D, registered with DSIR
  - *Registered 4 new patents in FY22, taking the total to 32 patents since inception*
- ⊙ Hindware Konnect, an IoT platform, connects intelligent products to customers through Hindware appliances mobile app for remote operation
  - *Works with Alexa and Ok Google*
- ⊙ Hindware, mentioned among the top companies in the Smart Homes domain at Google's IO, a global event

## Achelous Premium iPro Water Purifier

- *India's 1st IoT enabled water purifier*
- *Makes life easy for consumers as it tells them the exact time to replace the RO membrane and filters*

## Optimus iPro Chimney

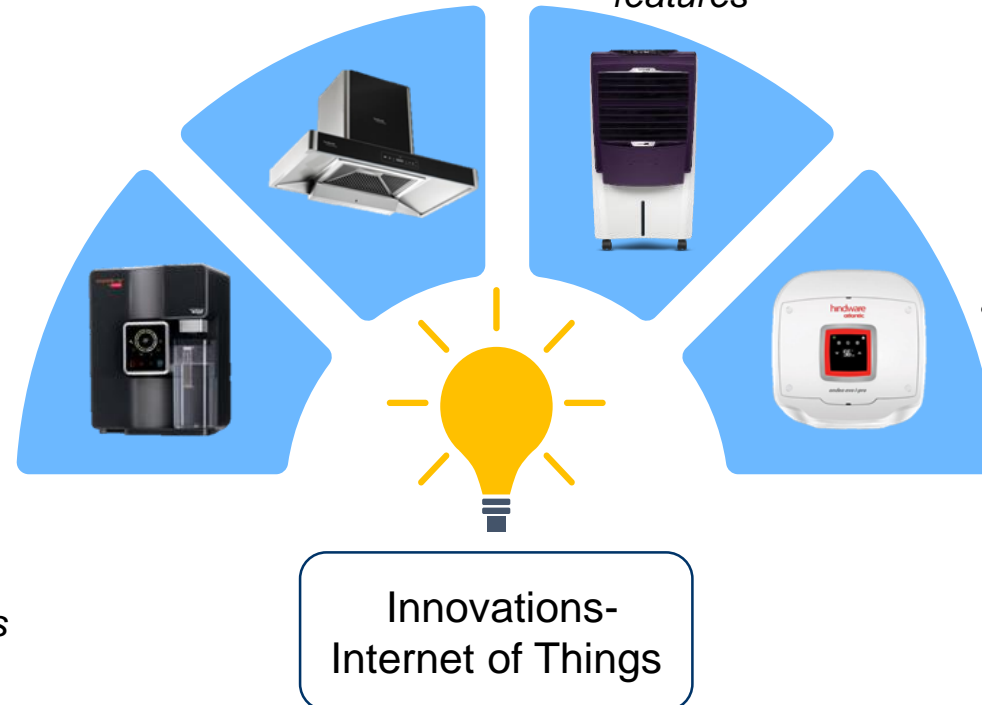
- *India's 1st ever IoT – enabled chimney*
- *MaxX Silence Technology\**

## Spectra iPro

- *Equipped with features such as Geo-fencing and Wi-Fi Direct, and Alexa-controlled features*

## Ondeo Evo iPro Water Heater

- *Operate from anywhere, track monthly power consumption and status of your complaint 24x7*



\* Patent applied

# Diverse and Exciting Products & Brands

hindware



**Kitchen Appliances**

hindware  
SNOWCREST



**Air Coolers**

hindware

moonbow  
by hindware



**Water Purifiers**

hindware  
SNOWCREST



**Fans**

FORNENTI & GIOVENZANA  
Powered by hindware  
Italian Designs - Great Value



**Kitchen & Furniture Fittings**

hindware  
atlantic



**Water Heaters  
(50:50 JV with Groupe Atlantic)**

# Retail Division





- ⊙ Specialty home interior products through modern format stores and digital platforms under the brand 'EVOK'
- ⊙ Offering a range of 3,600+ products across 16,700+ pin codes
- ⊙ 2 Display and Sales centres in Delhi and Faridabad and a growing chain of franchise stores
- ⊙ Strong e-commerce presence through online portal [EVOK.in](https://www.evok.in) and other sites like Amazon, Flipkart, Pepperfry, etc.
- ⊙ Delivering and installing furniture in 16,700+ pin codes across India
- ⊙ Priorities of go-to-market approach
  - Maintain franchise – based large format store
  - Focus on on-line retail channels
  - Reach new geographies
- ⊙ Emphasis on minimising overheads; higher profitability – move from Cash burn to Cash earn

2

Company owned stores

39

Franchise Stores



# Thank You



Naveen Malik



Somany Home Innovation Ltd



+91 124 477 9200



investors@shilgroup.com



Gavin Desa / Kshitij Sharma



CDR India



+91 98206 37649 / +91 98331 98439



gavin@cdr-india.com / kshitij@cdr-india.com

