

8th August 2025

The National Stock Exchange of India Limited Exchange Plaza, 5th Floor Plot No. C/1, G Block Bandra Kurla Complex Bandra(E) Mumbai – 400051 Code: EIHOTEL	The BSE Limited Corporate Relationship Dept. 1st Floor, New Trading Ring, Rotunda Building Phiroze Jeejeebhoy Towers Dalal Street, Fort Mumbai – 400001 Code: 500840
-------------------------------------------------------------------------------------------------------------------------------------------------------------------------------------------	---------------------------------------------------------------------------------------------------------------------------------------------------------------------------------------------------------

Sub: Submission of presentation to Investors / Analysts

Dear Sir / Madam,

Pursuant to Regulation 30(6) of SEBI (Listing Obligations and Disclosure Requirements) Regulations, 2015 (Listing Regulations), please find enclosed the copy of the presentation to investors/analysts in respect of the unaudited Financial Results (Standalone and Consolidated) of the Company for the quarter ended 30th June 2025 declared on 5th August 2025.

The above may please be taken on record.

Thank you,

Yours faithfully,

For EIH Limited

Lalit Kumar Sharma
Company Secretary

CIN: L55101WB1949PLC017981

Corporate Office: 7, Sham Nath Marg, Delhi – 110 054, India/ Telephone: +91 - 11- 2389 0505 /
Website: www.eihltd.com, Email: isdho@oberoigroup.com

Registered Office: N-806-A, 8th Floor, Diamond Heritage Building, 16, Strand Road, Fairley Place, Kolkata - 700001

ElH Limited

Earnings Call: Q₁FY26



The Oberoi Rajvilas, Jaipur voted the 'Best Hotel In The World'
at Travel + Leisure World's Best Awards, 2024.

India Hotel Sector

Outlook 2025

- The sector is poised for significant expansion, fueled by ongoing growth in domestic tourism and corporate travel, including the MICE segment
- Key growth drivers:
 - ✓ Spiritual Tourism
 - ✓ Live Events Tourism
 - ✓ Culture & Heritage Tourism
 - ✓ MICE
 - ✓ Experiential travel
 - ✓ Infrastructure Growth - New airports, expanding highways
 - ✓ Demand for high-end leisure travel continues to rise, supported by an 11% increase in India's UHNI base
 - ✓ Inbound tourism forecasted to grow by ~15% in FY26, driven by increased global connectivity and India's G20 profile

The Oberoi Rajvilas, Jaipur voted the 'Best Hotel In The World' at Travel + Leisure World's Best Awards, 2024.

Indian Hotel Market – Q1 FY26

- Domestic air passenger traffic for Q1 FY26 grew by nearly 4.4% on year-on-year basis
- Average Rates (ARR) continued its upward trajectory

Q1 FY25-26 Occupancy	Q1 FY25-26 ARR (Rs.)	Q1 FY25-26 RevPAR
61-63% [+0-2 pp vs. PY]	7,600-7,800 [+9-11% vs. PY]	4,636-4,914 [+11-13% vs. PY]

Management Perspective

- We continue to observe year-on-year increase in average rates across all regions.
- We expect demand for high end luxury to grow in India and our iconic portfolio of luxury hotels & resorts in premier destinations uniquely positions us to capture India’s evolving opportunities.
- We have outlined a robust expansion strategy with 25 new properties across global and domestic markets scheduled to be operation by 2030 all of which will be managed by EIH Limited through direct ownership, Joint Venture or management contracts.

Operations

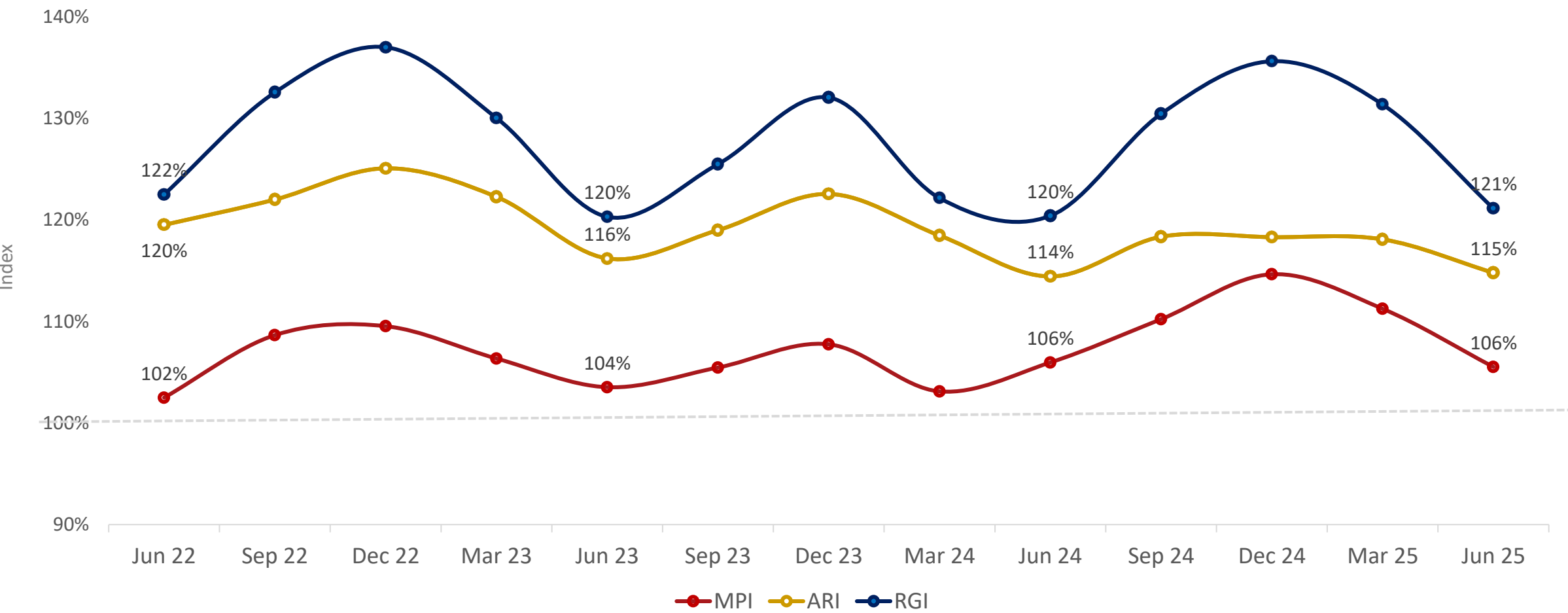
Q₁FY26

Operational Performance



EIH maintains consistent RevPAR Leadership over STR Competition Set

All Domestic Hotels including Managed

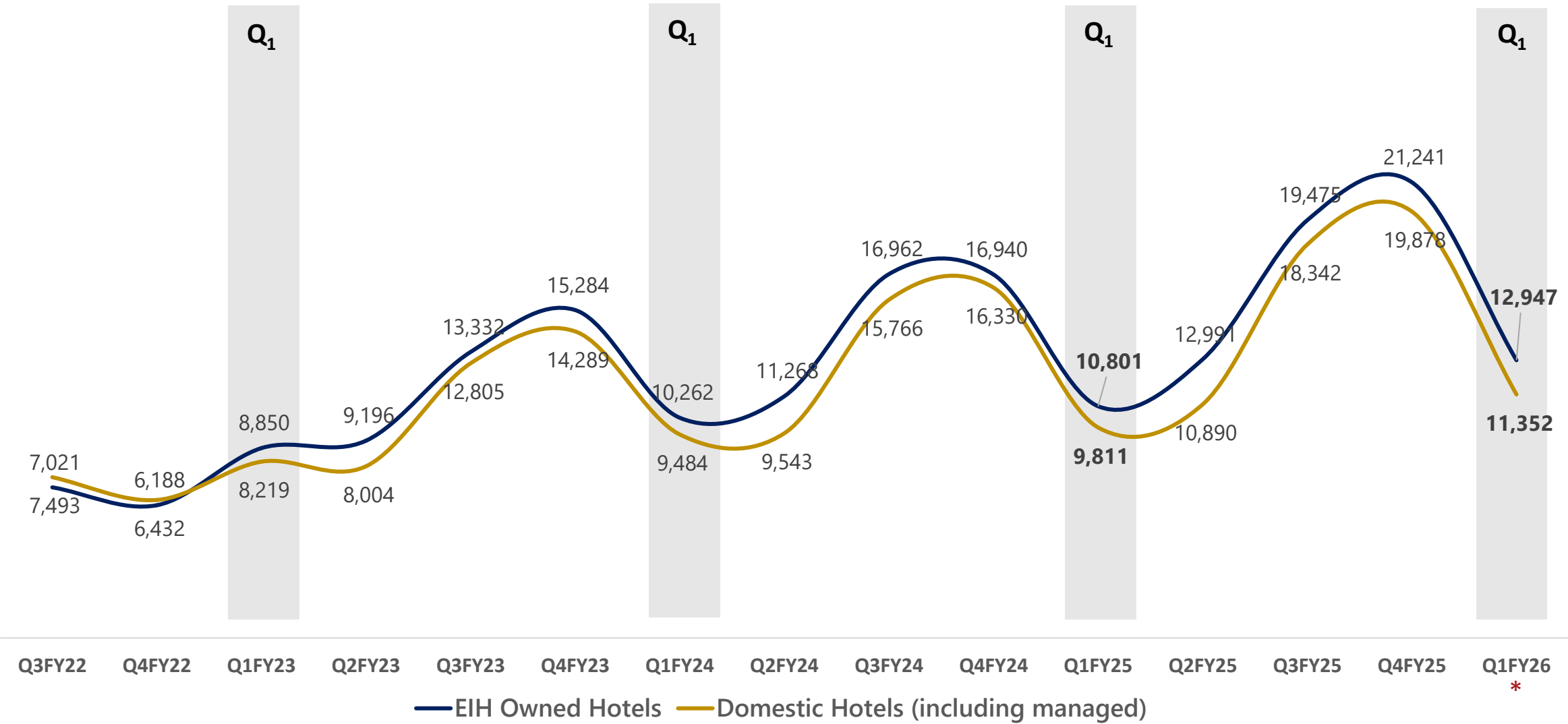


Source: STR Global, STR Compset

Dataset: All Domestic Hotels managed by EIH

Q-o-Q RevPAR Movement

Figures in INR

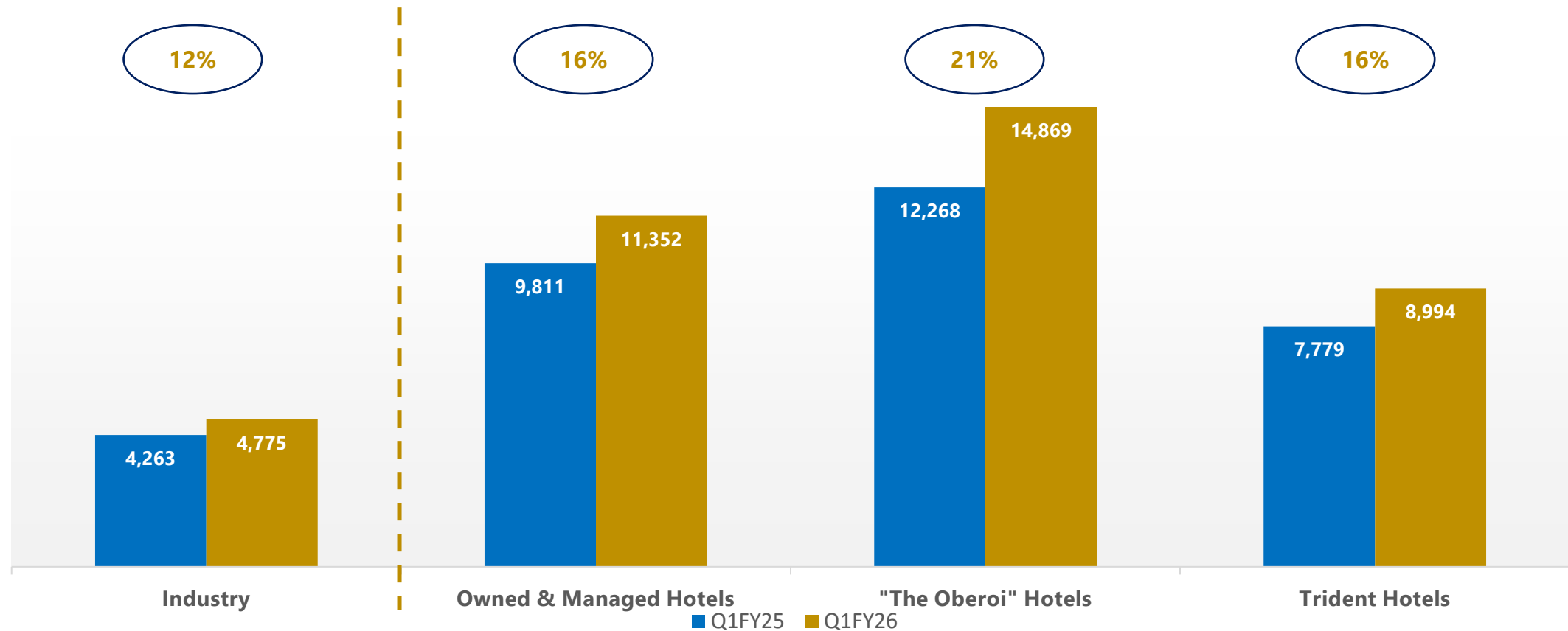


*Impacted due to Operation Sindoor and Geo-political situation

Q₁ RevPAR Y-o-Y growth by Hotel Positioning

Figures in INR

All Domestic Hotels including Managed

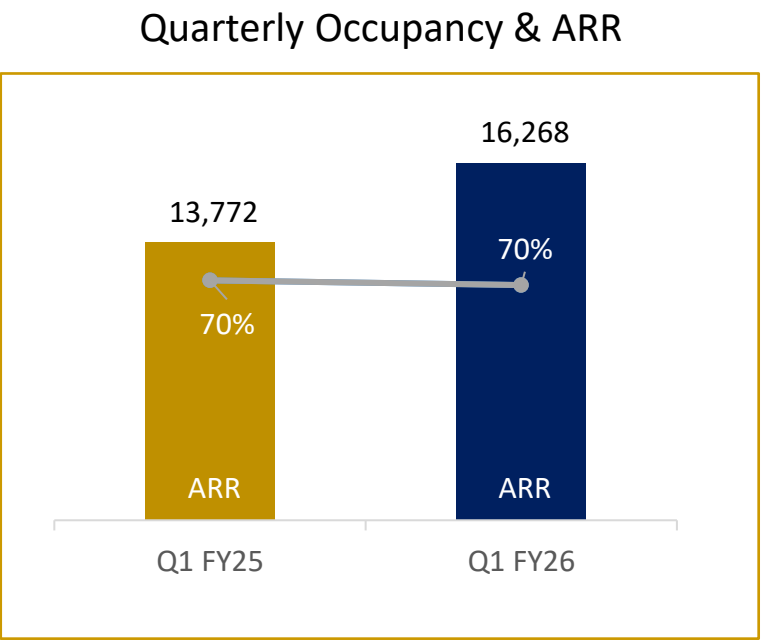
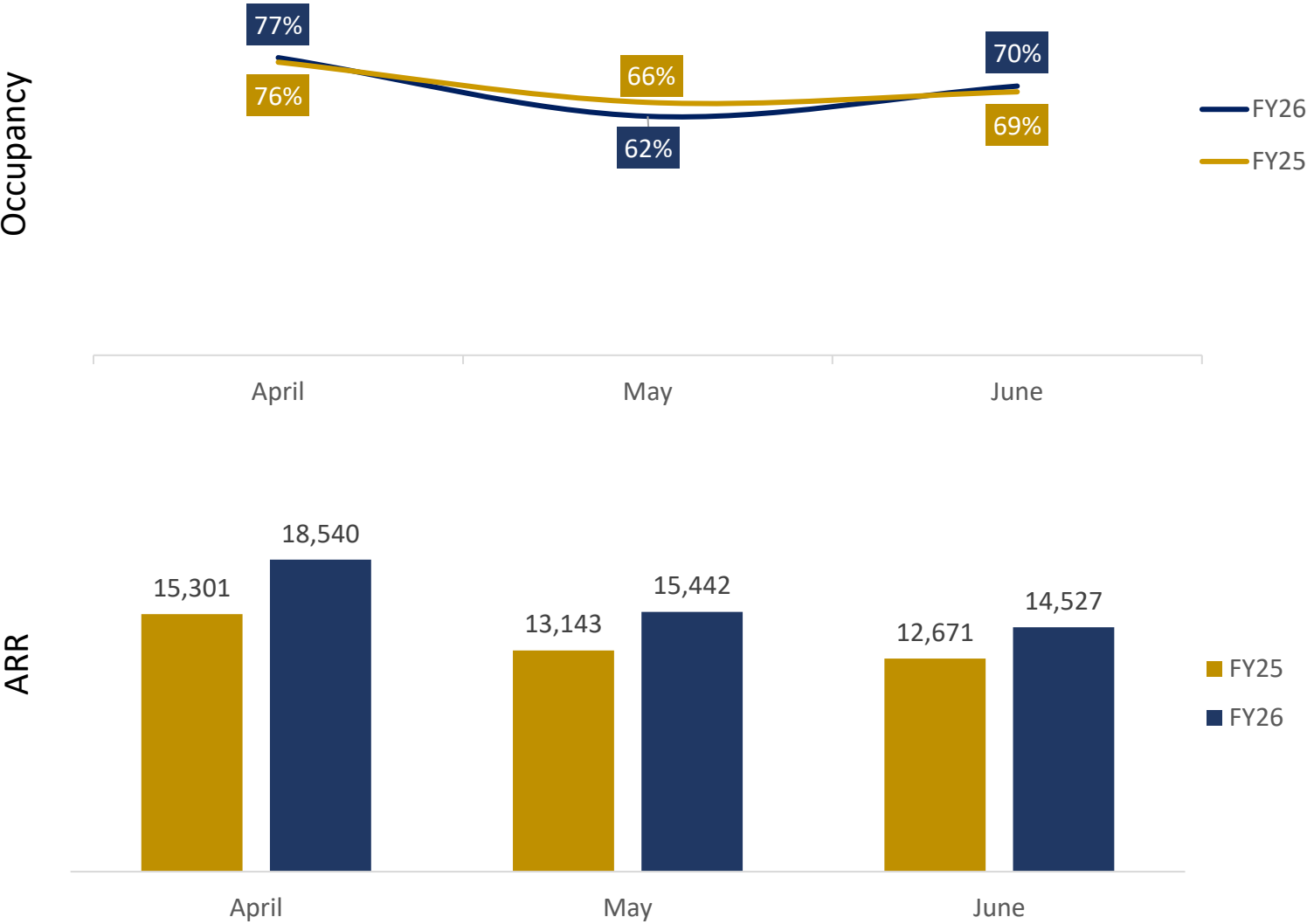


EIH considerably outperforms the industry with “The Oberoi” hotels growing 21% over the same quarter last year

Q₁ ARR/Occupancy trends by month

Figures in INR

All Domestic Hotels including managed

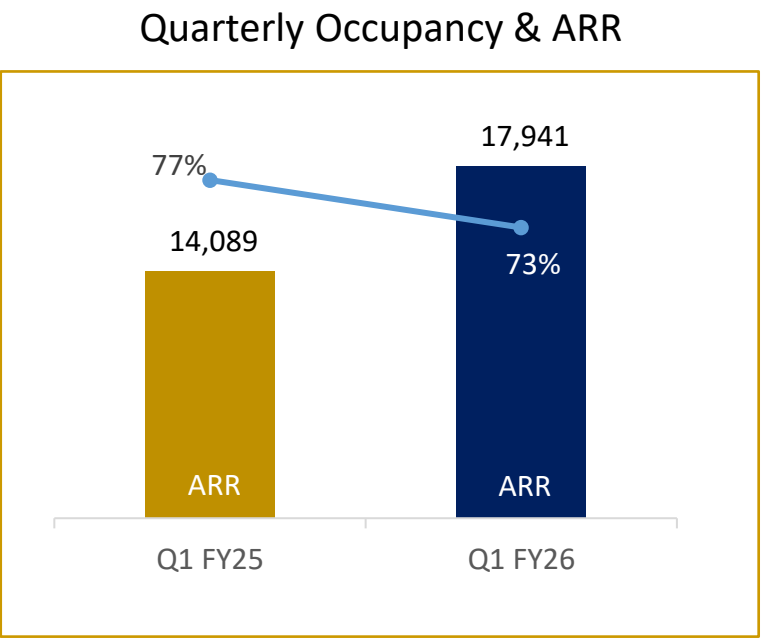
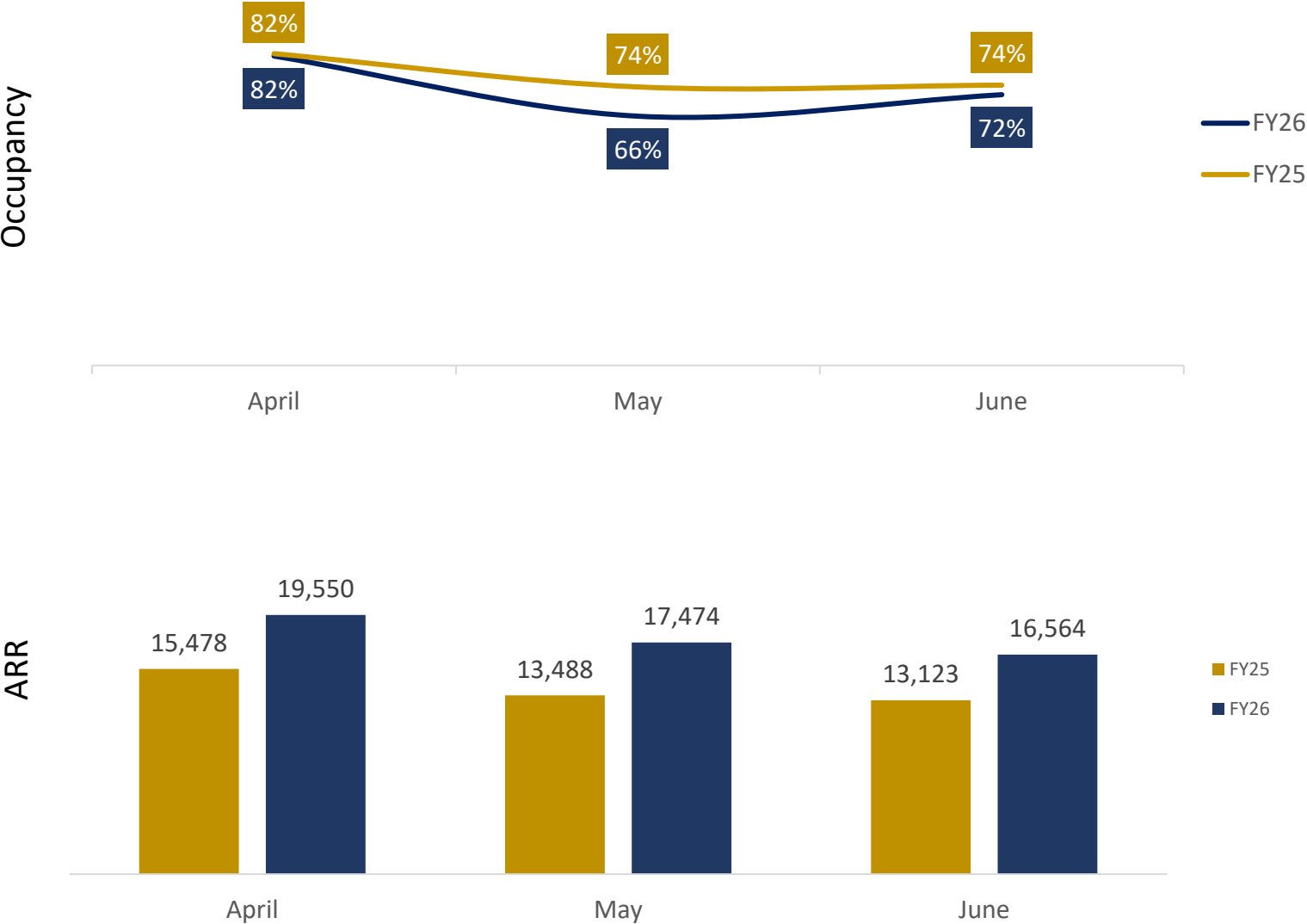


In Rs

Q₁ ARR/Occupancy trends by month

Figures in INR

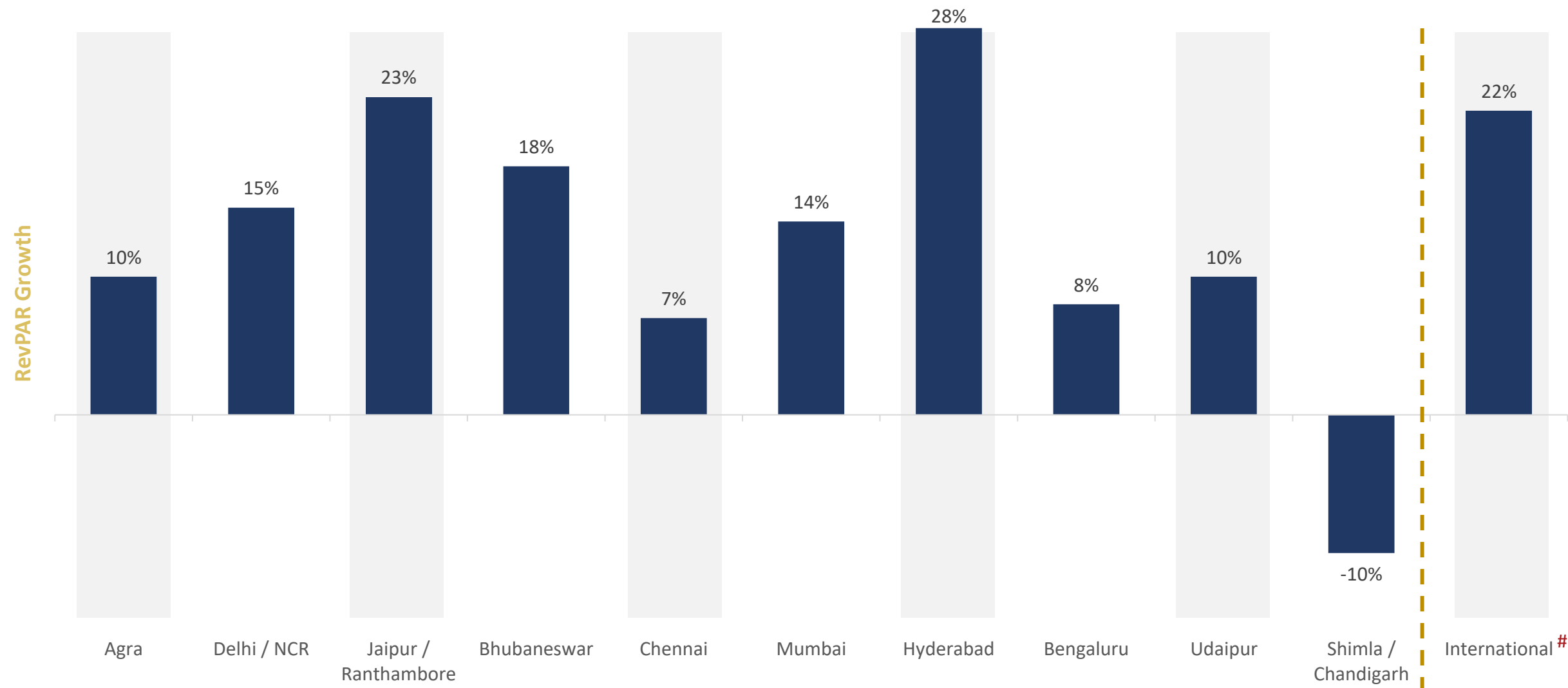
ElH Owned Hotels



In Rs

Q₁ RevPAR Y-o-Y growth by City

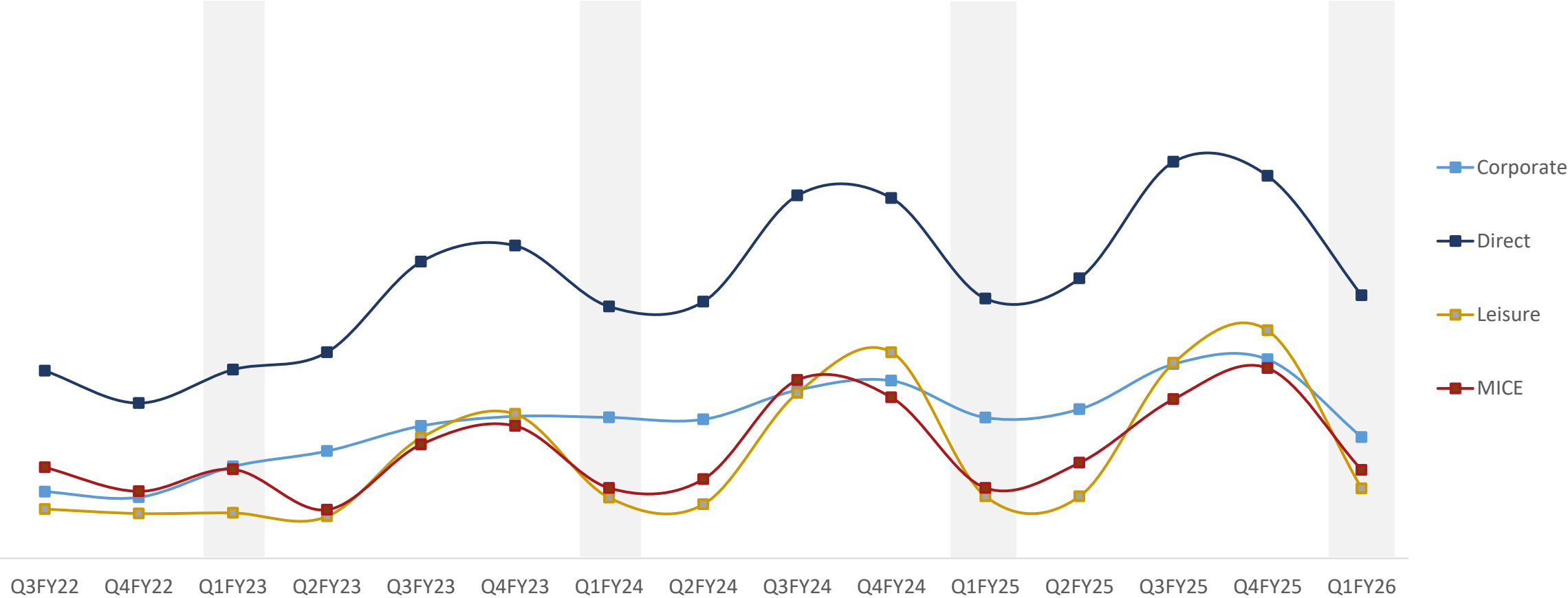
All Domestic Hotels including Managed



Includes hotels in MENA region which were impacted by the Israel conflict

Room Revenue Tailwinds across Segments

All Domestic Hotels including Managed



Financials

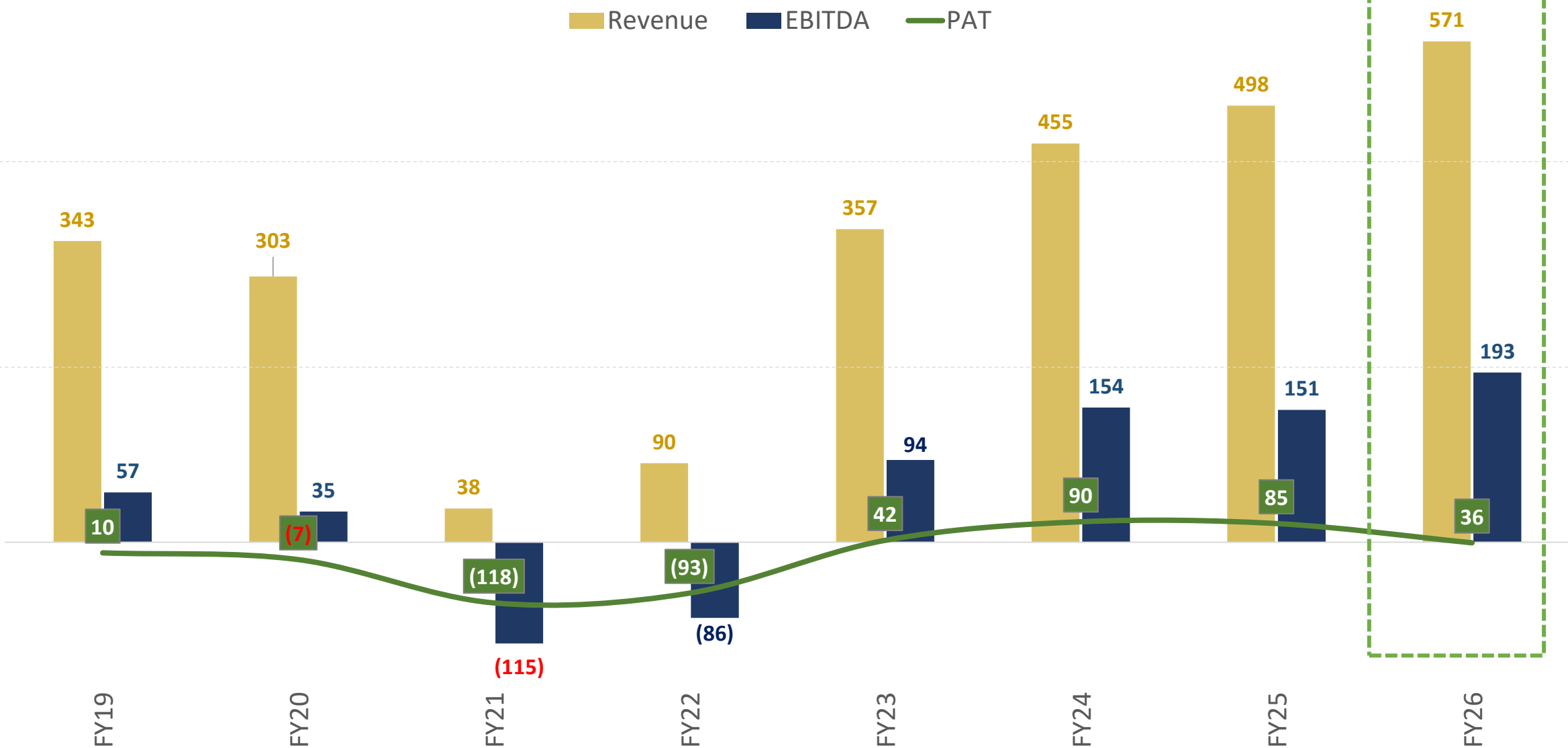


Financial Performance – Q1 FY26

Standalone and Consolidated

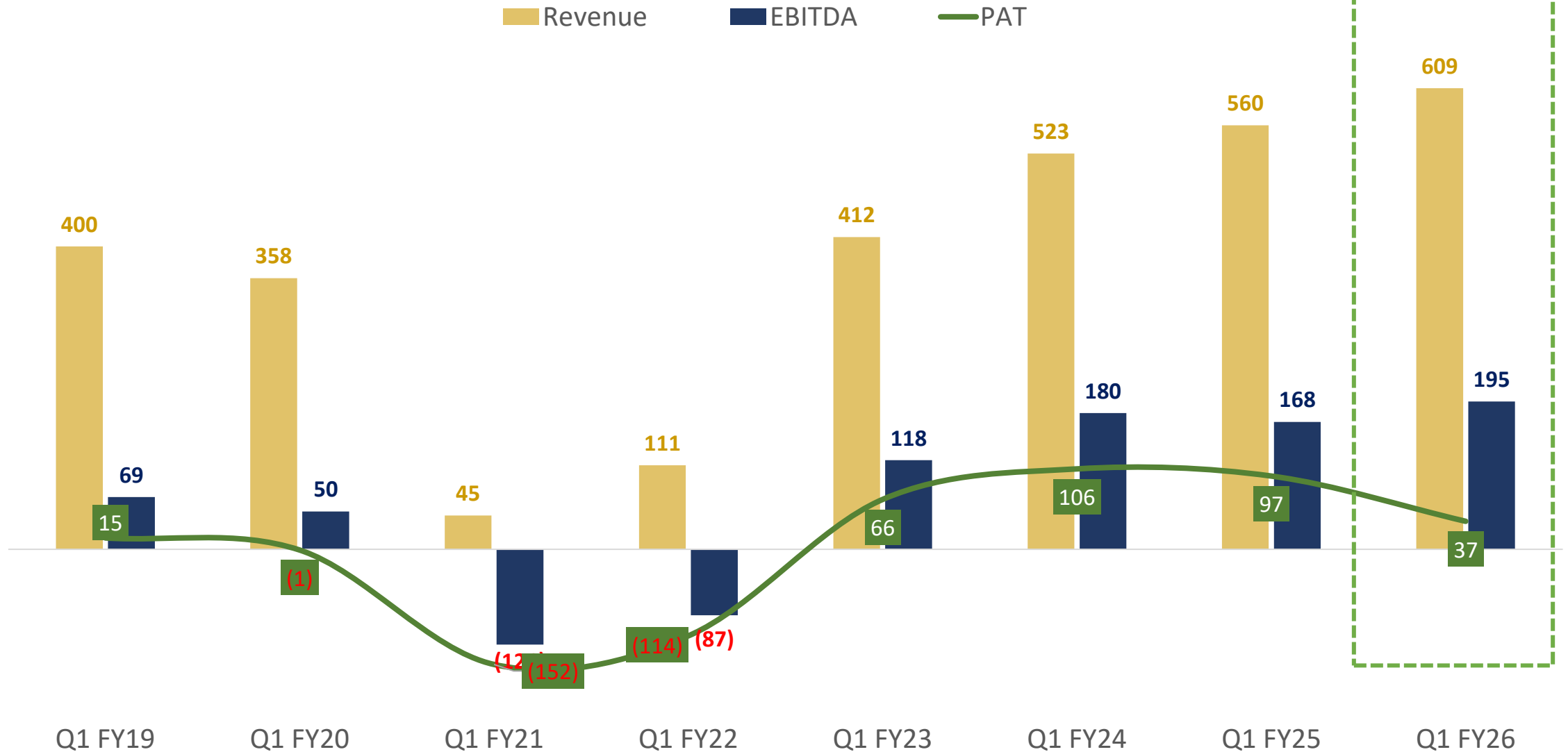
Q1 Standalone performance

Figures in INR Cr



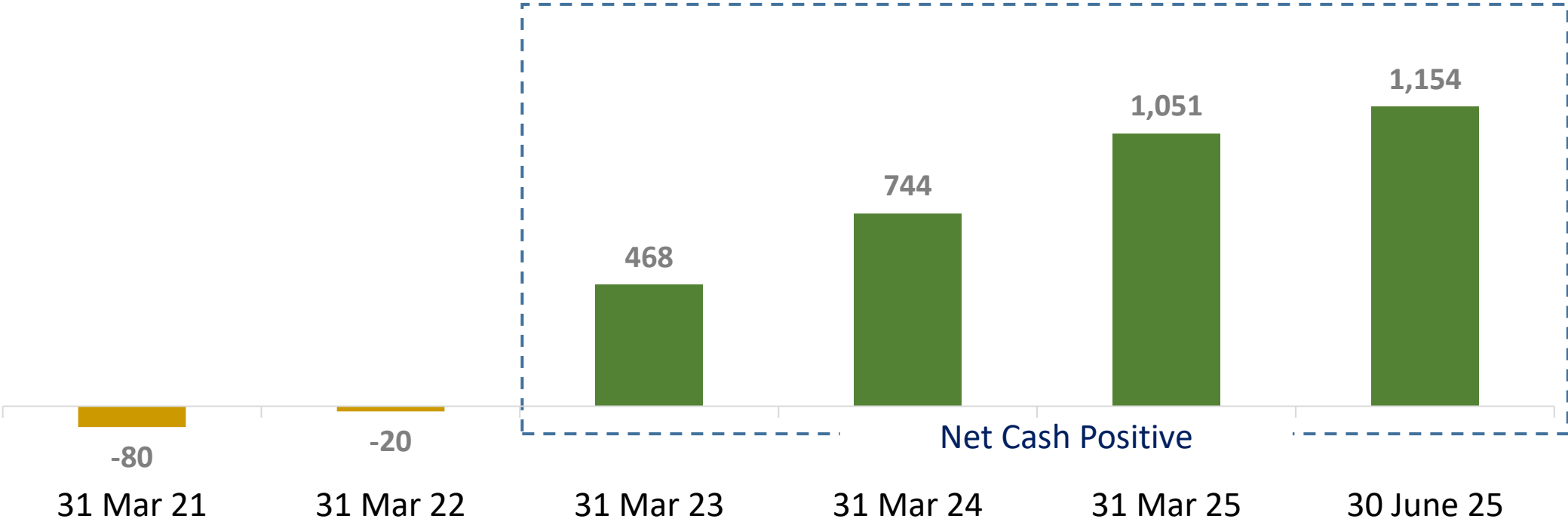
Q1 Consolidated* Performance

Figures in INR Cr



Funds Position - Consolidated

Healthy liquidity to enable long-term growth plans



*Including earmarked balances






Financial Statements

Q₁ FY26




Performance Highlights (Consolidated)

Figures in INR Cr

Consolidated P&L	QTR 1		
	FY26	FY25	
Revenue from Operations	573.6	526.5	
Other Income	35.5	33.4	
TOTAL REVENUE (A)	609.1	559.9	 9%
Consumption	58.5	53.7	
Employee Benefits	138.9	128.8	
Administrative & Other Expenses	216.4	209.1	
TOTAL EXPENDITURE (B)	413.8	391.7	
EBITDA = (A) – (B)	195.3	168.3	 16%
<i>Less: Depreciation & Amortization</i>	33.4	33.4	
EBIT	161.9	134.9	
<i>Less: Finance Costs</i>	5.8	4.6	
<i>Add: Share of net profit of associates and joint ventures</i>	8.6	5.4	
<i>Add/(less): Exceptional Items</i>	(110.5)	(2.2)	
<i>Less: Tax Expense</i>	17.3	36.8	
Profit / (Loss) for the period from operations	36.9	96.7	 62%
Other Comprehensive Income / Loss (net of tax)	15.5	(2.7)	
Total Comprehensive Income / Loss (net of tax)	52.4	94.0	
<i>Less: Non-Controlling Interest in total comprehensive income</i>	3.5	3.9	
Total Comprehensive Income / (Loss) for the period	48.9	90.1	

Performance Highlights (Standalone)

Figures in INR Cr

Standalone P&L	QTR 1		
	FY26	FY25	
Revenue from Operations	518.8	455.9	
Other Income	52.4	41.9	
TOTAL INCOME (A)	571.1	497.8	 15%
Consumption	55.1	49.2	
Employee Benefits	127.6	116.6	
Power, Fuel & Light	25.3	29.5	
Administrative & Other Expenses	169.7	151.8	
TOTAL EXPENDITURE (B)	377.7	347.0	
EBITDA = (A) – (B)	193.5	150.8	 28%
<i>Less: Depreciation & Amortization</i>	30.3	30.6	
EBIT	163.2	120.2	
<i>Less: Finance Costs</i>	3.7	3.7	
PBT	159.4	116.5	
<i>Less: Exceptional Items</i>	110.3	2.2	
<i>Less: Tax including Deferred Tax</i>	12.8	29.0	
PAT	36.4	85.3	 57%

Premium positioning reflected in Awards & Accolades

Telegraph Travel Awards, UK 2025

- Oberoi Hotels & Resorts voted as the 'Best Hotel Group'
- The Oberoi Luxury Nile Cruisers voted as the 'Best River Cruise Line'

Travel + Leisure, USA World's Best Awards 2025

- Oberoi Hotels & Resorts Ranked #2 among the Best Hotel Brands in the World (Hall of Fame Honouree)
- The Oberoi Luxury Nile Cruisers voted #1 River Cruise Line in the World
- Four Oberoi Hotels & Resorts ranked among the Top 5 Best Resorts in India

- #1 – The Oberoi Amarvilas, Agra (Hall of Fame Honouree)
- #2 – The Oberoi Rajvilas, Jaipur
- #3 – The Oberoi Vanyavilas, Ranthambhore
- #4 – The Oberoi Udaivilas, Udaipur

The Gastronome's Guide, USA, 2025

- 8 restaurants from The Oberoi Group have featured on the list of India's Finest Restaurants

Travel & Leisure, USA, 2025

- The Oberoi Amarvilās, Agra, The Oberoi Rajvilās, Jaipur, The Oberoi, Mumbai, The Oberoi Udaivilās, Udaipur and The Oberoi Vanyavilās Wildlife Resort, Ranthambhore ranked amongst the Top 500 Hotels in the World

Conde Nast Traveler, 2025

- The Oberoi Vindhya Vilas Wildlife Resort, Bandhavgarh, Madhya Pradesh featured on The Global Hot List : Best New Hotels in the World

Premium positioning reflected in Awards & Accolades

Travel + Leisure India & South Asia, Delicious Dining Awards, 2025

- Oberoi Hotels & Resorts – Best Hotel Brand for Service Excellence (Editor's Choice – for four consecutive years)
- Ziya, The Oberoi, Gurgaon – Best New Culinary Experience (Editor's Choice)
- Baoshuan, The Oberoi, New Delhi – Best Chinese Restaurant (Editor's Choice)
- The Eau Bar, The Oberoi, Mumbai – Best Bar for a Sundowner (Editor's Choice)

Time Magazine, US, 2025

The Oberoi Vindhyavilas Wildlife Resort, Bandhavgarh featured on the list of World's Greatest Places of 2025.

Forbes Travel Guide, US, 2025

The Oberoi Beach Resort, Mauritius honoured with a prestigious 5-star rating.

Town & Country Hotel Awards, US, 2025

- The Oberoi Vindhyavilas Wildlife Resort, Bandhavgarh, Madhya Pradesh featured on 'The Best New Hotels on the Planet, 2025'

50th Best Discovery, 2025

The Oberoi Udaivilas, Udaipur and The Oberoi, Gurgaon debuts on the highly curated guide, 50 Best Discovery

The International Historic Motoring Awards, UK, 2024

The Oberoi Concours d'Elegance Awarded the 'Breakthrough Event of The Year'

Tatler Asia, 2024

- The Oberoi Udaivilas, Udaipur featured amongst The Best 100 Hotels in Asia



Expansion Plans

Upcoming Projects

Hotels Development Pipeline

25 Properties | 2,033 Keys

Brand	Name	No. of Keys	Owned/Managed	Domicile	Expected Year of Opening
Oberoi	The Oberoi Rajgarh	66	Owned	Domestic	2025
Oberoi	The Oberoi Dahabiya 1	7	Managed	International	2026
Oberoi	The Oberoi Dahabiya 2	7	Managed	International	2026
Oberoi	The Oberoi Diriyah & Residences	60	Managed	International	2026
Trident	Trident Visakhapatnam	150	Owned	Domestic	2027
Oberoi	The Oberoi Goa, Bogmallo	20	Managed	Domestic	2027
Oberoi	The Oberoi Nile Cruiser	25	Managed	International	2027
Oberoi	The Oberoi Goa, Cavelossim	90	Owned	Domestic	2028
Oberoi	The Oberoi Gandikota	20	Owned	Domestic	2028
Oberoi	The Oberoi Bardia	18	Managed	International	2028
Oberoi	The Oberoi London	21	Owned	International	2028
Oberoi	The Oberoi Jawai	15	Managed	Domestic	2028
Trident	Trident Tirupati	124	Owned	Domestic	2029
Oberoi	The Oberoi Kathmandu	60	Managed	International	2029
Oberoi	The Oberoi Hyderabad	220	Managed	Domestic	2029
Trident	Trident Goa	170	Managed	Domestic	2029
Trident	Trident Nandi Hills	150	Managed	Domestic	2029
Oberoi	The Oberoi Gir	20	Managed	Domestic	2029
Oberoi	Oberoi Hebbal (#)	120	Owned	Domestic	2030
Trident	Trident Hebbal (#)	250	Owned	Domestic	2030
Trident	Trident Dehradun	130	Managed	Domestic	2030
Oberoi	The Oberoi Rishikesh	80	Managed	Domestic	2030
Trident	Trident Rishikesh	120	Managed	Domestic	2030
Oberoi	Nature by The Oberoi Diriyah	60	Managed	International	TBD
Oberoi	The Oberoi Paro	30	Managed	International	TBD

Total

'The Oberoi' Hotels | 15
'Trident' Hotels | 7
Luxury Boats and Nile Cruiser | 3

Domestic | 16
International | 9

Owned* | 8
Managed | 17

Mixed-use development will include commercial, retail and F&B space of approximately 7.63 lakhs sq. ft.

*Owned hotels include through Joint Ventures and Associate Companies



Business Footprint

Period ended 30th June 2025

Widespread presence across attractive destinations

National presence



1. Wildflower Hall, An Oberoi Resort, Shimla | **85**
2. The Oberoi Cecil, Shimla | **75**
3. The Oberoi Sukhvilās Spa Resort, New Chandigarh | **60**
4. The Oberoi, Gurgaon | **202**
5. The Oberoi, New Delhi | **220**
6. The Oberoi Amarvilās, Agra | **102**
7. The Oberoi Rajvilās, Jaipur | **71**
8. The Oberoi Vanyavilās, Wildlife Resort, Ranthambhore | **28**
9. The Oberoi Udaivilās, Udaipur | **89**
10. The Oberoi Grand, Kolkata | **209** (under renovation)
11. The Oberoi, Mumbai | **237**
12. The Oberoi, Bengaluru | **160**
13. The Oberoi Vindhyavilas, Bandavgarh | **21**



1. Trident, Gurgaon | **136**
2. Trident, Agra | **135**
3. Trident, Jaipur | **132**
4. Trident, Udaipur | **142**
5. Trident, Bandra Kurla, Mumbai | **436**
6. Trident, Nariman Point, Mumbai | **586**
7. Trident, Bhubaneshwar | **62**
8. Trident, Hyderabad | **323**
9. Trident, Chennai | **167**

 Maidens Hotel, New Delhi | **55**

International presence



1. The Oberoi, Marrakech | **84**
2. The Oberoi Zahra, Luxury Nile Cruiser | **27**
3. The Oberoi Beach Resort, Sahl Hasheesh, Egypt | **102**
4. The Oberoi Beach Resort, Mauritius | **71**
5. The Oberoi Beach Resort, Bali | **74**
6. The Oberoi Beach Resort, Lombok | **50**

408

Keys under The Oberoi Brand
(international)

3,733

Total keys in India

Disclaimer

This presentation has been prepared by EIH Limited ("EIH") for informational purposes only. The information contained herein is based on sources believed to be reliable, but EIH makes no representation or warranty, express or implied, as to its accuracy, completeness, or fairness.

This document contains forward-looking statements regarding EIH's future business prospects and performance. These statements are subject to various risks and uncertainties beyond the Company's control, including but not limited to market conditions, economic developments, regulatory changes, competitive pressures, and operational challenges. Actual results may differ materially from those expressed or implied.

EIH assumes no obligation to update any forward-looking statements, whether due to new information, future events, or otherwise.

The Company may make additional forward-looking statements in reports to shareholders or through other communications. Any media reporting or commentary on this presentation must receive prior authorization from EIH's designated representatives. The Company accepts no responsibility for unauthorized interpretations or third-party reports.

This presentation does not constitute an offer to sell or a solicitation to buy any securities of EIH.



THANK YOU