

August 14, 2025

BSE Limited

25th Floor, P J Towers,
Dalal Street, Fort,
Mumbai - 400 001
Scrip Code: 531637

Dear Sirs,

Sub. : Investor Presentation on the Unaudited Financial Results (Consolidated and Standalone) for the quarter ended June 30, 2025

Pursuant to Regulation 30 of the Securities and Exchange Board of India (Listing Obligations and Disclosure Requirements) Regulations, 2015, please find enclosed Investor Presentation on Unaudited Financial Results (Standalone and Consolidated) of the Company for the quarter ended June 30, 2025.

This is for your information and dissemination on your website.

Thanking You,

Yours Faithfully,
For Praveg Limited

Mukesh Chaudhary
*Company Secretary &
Compliance Officer*

Encl. : As Above

PRAVEG LIMITED

Regd. Office: 18th Floor, Westport, Opp. Montecristo Banquet, Sindhu Bhawan Road, Thaltej, Ahmedabad-380058
CIN: L24231GJ1995PLC024809 | Phone: +91 79 2749 6737, 4924 2533 | info@praveg.com | www.dizcoverpraveg.com

PRAVEG

Accelerating ideas

PRAVEG LIMITED

Q1 FY26 Investor Presentation



This presentation and the accompanying slides (the Presentation), which have been prepared by **Praveg Limited (Praveg, The Company)** solely for information purposes and do not constitute any offer, recommendation or invitation to purchase or subscribe for any securities, and shall not form the basis or be relied on in connection with any contract or binding commitment what so ever. No offering of securities of the Company will be made except by means of a statutory offering document containing detailed information about the Company.

This Presentation has been prepared by the Company based on information and data which the Company considers reliable, but the Company makes no representation or warranty, express or implied, whatsoever, and no reliance shall be placed on, the truth, accuracy, completeness, fairness and reasonableness of the contents of this Presentation. This Presentation may not be all inclusive and may not contain all of the information that you may consider material. Any liability in respect of the contents of, or any omission from, this Presentation is expressly excluded.

Certain matters discussed in this Presentation may contain statements regarding the Company's market opportunity and business prospects that are individually and collectively forward-looking statements. Such forward-looking statements are not guarantee of future performance and are subject to known and unknown risks, uncertainties and assumptions that are difficult to predict.

These risks and uncertainties include, but are not limited to, the performance of the Indian economy and of the economies of various international markets, the performance of the industry in India and world-wide, competition, the company's ability to successfully implement its strategy, the Company's future levels of growth and expansion, technological implementation, changes and advancements, changes in revenue, income or cash flows, the Company's market preferences and its exposure to market risks, as well as other risks.

The Company's actual results, levels of activity, performance or achievements could differ materially and adversely from results expressed in or implied by this Presentation. The Company assumes no obligation to update any forward-looking information contained in this Presentation. Any forward-looking statements and projections made by third parties included in this Presentation are not adopted by the Company and the Company is not responsible for such third-party statements and projections.

Praveg's Q1 FY26 Consolidated Revenue Up 61.50 %





Dr. Vishnukumar Patel
(Chairman)

Q1 FY26 has been a challenging yet strategically important quarter for Praveg. We delivered a robust 61.50% growth in consolidated total income to ₹ 39.86 Cr and maintained a positive EBITDA of ₹ 6.22 Cr, despite the impact of seasonal and external factors that led to lower occupancy. Some of our recently launched properties Jawai, Bangaram, and Kachigam are in the early stages of brand building, and while they carry high fixed costs, we believe these destinations will emerge as strong revenue drivers in the coming years. Our Bangaram unit also underwent a smooth handover to IHCL for operation under the SeleQtions Brand.

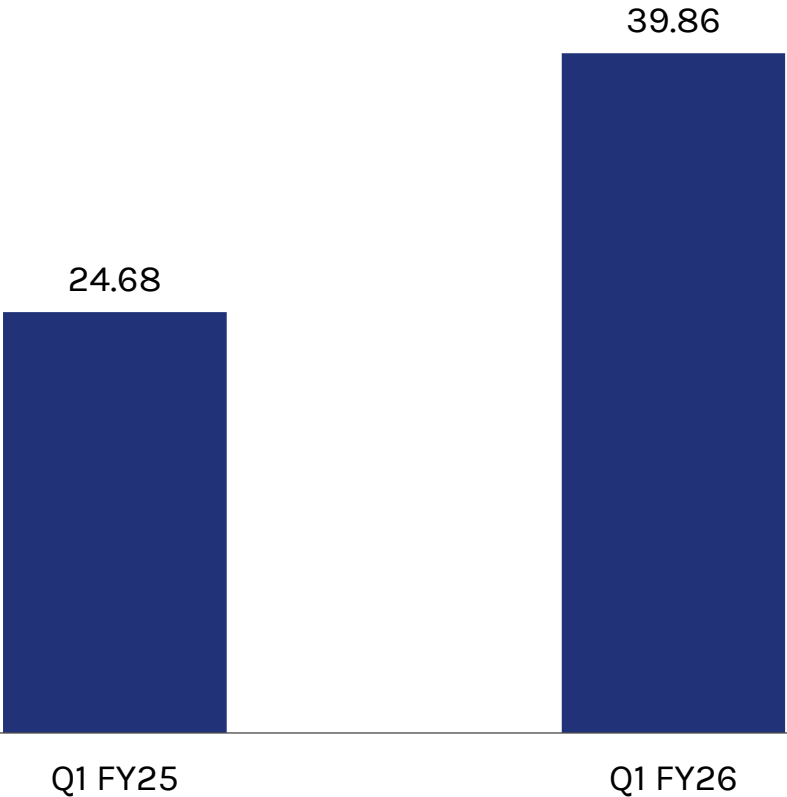
Despite the temporary dip in margins, our strategic direction remains unchanged. With over 825 rooms across 17 operational resorts and one hotel, a growing eco-responsible luxury portfolio, and strong partnerships, Praveg is well-positioned to capitalize on the growing demand for sustainable and experiential travel in India and globally. The investments and initiatives undertaken this quarter lay the foundation for sustainable growth and long-term shareholder value.



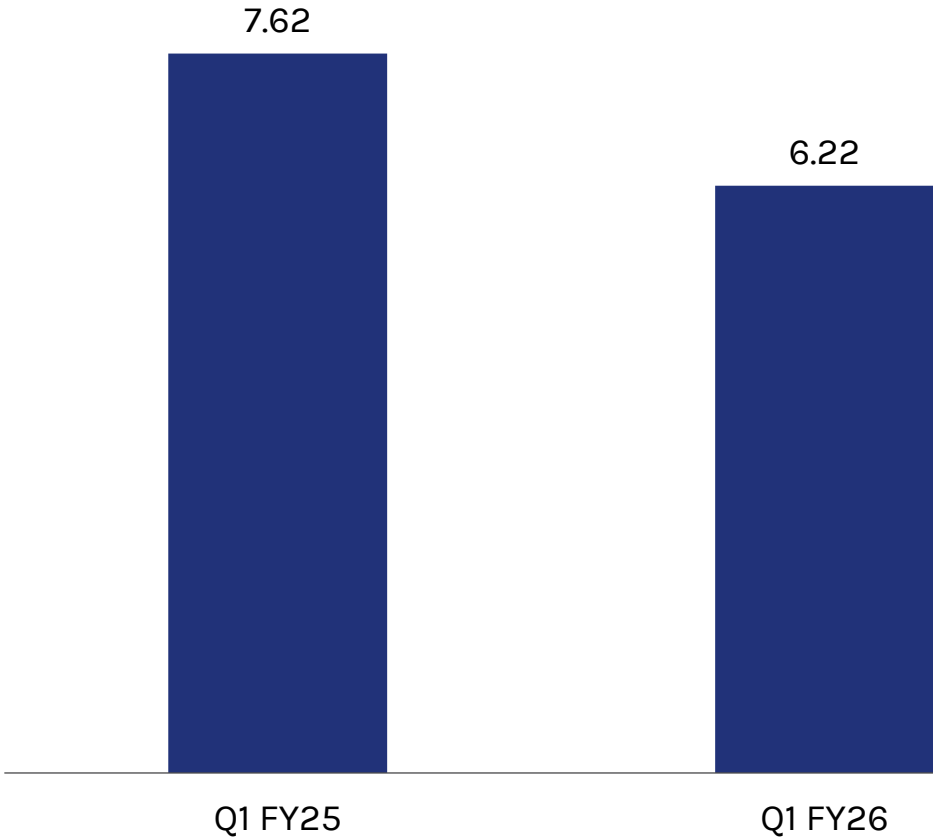
Q1 FY26 Consolidated Performance Highlights

All Figures In ₹ Cr

Total Income



EBITDA



Q1 FY26 Financial Performance

In ₹ Cr

Particulars	Consolidated		Standalone	
	Q1 FY26	Q1 FY25	Q1 FY26	Q1 FY25
Net Sales	39.39	23.40	29.27	23.40
Other Income	0.47	1.29	0.61	1.29
Total Income	39.86	24.68	29.88	24.68
Expenses				
Event & Site Expenses	22.30	10.31	17.33	10.31
Employee Benefit Expenses	7.41	4.67	6.55	4.67
Other Expenses	3.94	2.08	2.70	2.08
Total Expenditure	33.65	17.06	26.58	17.06
EBIDTA	6.22	7.62	3.30	7.62
EBIDTA(%)	15.59%	30.88%	11.05%	30.88%
Interest	2.23	1.64	2.05	1.64
Depreciation	9.42	4.96	7.83	4.96
PBT	-5.44	1.02	-6.57	1.02
TAX Expense	0.31	0.26	0.00	0.26
PAT	-5.75	0.76	-6.57	0.76
Minority Interest	0.00	0.00	0.00	0.00
Reported Net Profit	-5.75	0.76	-6.57	0.76
Other Comprehensive Income	0.00	0.00	0.00	0.00
Total Comprehensive Income	-5.75	0.76	-6.57	0.76
NPM(%)	-14.41%	3.09%	-22.00%	3.09%
Diluted EPS (₹)	-2.27	0.30	-2.43	0.30

Operational Highlights Q1 FY26

Praveg Unveils New Lakefront Resort at
Kachigam, Daman



Praveg Resort Kachigam – A Premier Island Retreat in Daman



A tranquil escape that merges
nature, celebration, and comfort

Set around a serene lake and surrounded by lush greenery, Praveg Resort Kachigam offers a unique island retreat experience

Unique Value Proposition

- Lakefront Setting: Enchanting natural surroundings across four connected islands
- Spa & Wellness Center: An oasis of rejuvenation in nature's lap
- Club Martini'z & Dance Floor: A vibrant party zone with a pergola and bar for celebrations
- Banquet Hall & Open Lawns: Versatile spaces for weddings, receptions, and events



Since
**May
2025**



Spread Across
28,994 Sqm



Rooms
50



Guest Served
1,200+



Average Price
₹ 7,849

From Event Expertise To Experiential Escapes The Evolution Of Praveg


Transitioning From Events To Experiential Tourism, Backed By
Infrastructure Capabilities And Creative Design Thinking.



Praveg At A Glance

Praveg is a pioneer in eco-responsible luxury hospitality. The Company's resorts are located in areas of significance from a cultural and heritage point of view and places of exotic and natural beauty. The company's luxury tents allow access to locations, where no traditional construction is possible, which allows tourism to flourish while ensuring the preservation of delicate local ecosystems. Due to the premium quality of the company's tents and the high-end experience, the resorts enjoy very high occupancy, strong pre-sales at luxury hotel rates and a high return on capital due to the non-permanent structure of the resort.

Praveg is also a strong player in events due to its roots in event management and expertise in creating large, non-permanent, world-class structures in very short periods of time. The Events division has recently diversified into Weddings and Banquets hotels.



Key Facts & Figures



20+
Years of Experience



150+
Client Base



Presence Across
**2 Union Territories &
3 States**



Managing
17 Resorts



5 Star
Category Hotel



827+
Rooms



Spread Across
4.87 Lakh Sqm



2,000+
Exhibitions



1,000+
Events



577+
Planned Rooms



11
New Destinations



10.6 Lakh +
Meals served



2.5 Lakh +
Rooms Sold



ISO
9001:2015 Certified



FY25
Revenues - ₹ 174.43 Cr
EBITDA - ₹ 56.88 Cr
Net Profit - ₹ 16.05 Cr



Praveg's Milestones Of Growth (2005-2025)

2005-2015

- Founded Praveg Communications Pvt. Ltd.
- Won Gold Medal & 1st Prize for Gujarat Pavilion at IITF
- AMC Pavilion recognized at Shanghai Expo 2010
- Limca Record for largest stage & backdrop at Khel Mahakumbh
- Organized Glorious Gujarat USA (15,000+ visitors)
- Entered hospitality with White Rann Resort, Rann Utsav

2017-2021

- Held Glorious India Expo in the USA (20,000+ visitors)
- Set up Tent City Narmada near Statue of Unity (200 rooms)
- Listed on BSE
- Launched Real Estate Marketing Division
- Started Skill Development Training

2022

- Awarded Adalaj Stepwell Project
- Licensed by Ministry for satellite TV channel
- Selected for Varanasi Tent City project
- Acquired land at 4 locations for luxury hospitality

2023

- Awarded for managing Tent City at Ghoghla Beach, Diu
- Workorders for Tent Cities at Light House Beach & Chakratirth Beach (Daman & Diu)
- Operation started for Tent City Varanasi on Ganga banks (Jan 2023)
- Operations started at Light House Beach, Daman (May 2023)
- Operations started at Jampore Beach, Daman (Aug 2023)
- Operations started at Chakratirth Beach, Diu (Aug 2023)
- Awarded PPP-based Tent City project for Kihim & Kashid beach, Alibag, Maharashtra
- Awarded Managemrnt of :
 - Nagao Beach (Diu)
 - Damanganga Garden (Daman)
 - Jalandhar Beach (Diu)
 - Damanganga Circuit House (Silvassa)
- Operation Started at Praveg's Tent City Ayodhya, Bramhakund (Nov 2023)
- Operation started at Ghoghla Beach, Diu (Nov 2023)
- Operation started in Dholavira (Nov 2023)
- Operation started at Grand Eulogia - a luxury hotel at the prime location of Ahmedabad (Nov 2023)

2024

- Awarded for 50+ tents at Agatti Island, Lakshadweep
- Workorders for 200 tents at Thinnakara & 150 at Bangaram (Lakshadweep)
- Operations Started at Praveg Saryu Resort, Ayodhya (Feb 2024)
- Opened Safari Velavader Resort, Gujarat (12 cottages)
- Operations Started at Nagoa Beach, Diu (May 2024)
- Grand Eulogia Received Five-star accreditation (July 2024)
- Partnered with Lallooji & Sons for Rann Utsav 2024-25
- Operations started Started Damanganga Circuit House (Dec 2024)
- Operations started at Jalandar Beach Diu under brand name 'Ginger' (Dec 2024)
- Inventory Agreement with Mahindra Holidays

2025

- Unveiled Praveg Caves Jawai & Latest Luxury Resort on (Jan 2025)
- Unvaild Praveg Atoll's on Bangaram Island Lakshwadeep (Jan 2025)
- Entered into an agreement with Indian Hotels Company Limited (IHCL) for the management of 'Praveg Atolls' under the prestigious 'Taj SeleQtions' brand.

- Innovative, low-cost hospitality concepts delivering high returns
- Long-standing partnerships with tourism departments
- Extensive network of travel agents and OTAs across India
- Robust, independent, and modern infrastructure
- Skilled and experienced professional workforce
- Proven track record in managing 710+ hotel rooms under PPP model with State Governments
- In-house creative studio for marketing and design
- Dedicated 24x7 reservation team for hospitality operations
- Team of professionals with deep hospitality expertise
- Quality Control Manager deployed for training and assurance
- In-house social media and IT teams with strong domain experience
- Inhouse Architect Team
- Inhouse Food & Beverages team



Leadership & Board Of Directors



Dr. Vishnukumar Patel
Chairman



Mr. Bhumit Patel
Whole time Director



Mrs. Bijal Parikh
Finance Director



Mr. Alpeshkumar Patel
Executive Director



Mr. Kalpesh Patel
Non Executive
Director



Mr. Mukesh Chaudhary
Company Secretary



Mr. Ajit Panda
Independent Director



Mr. Dilipkumar Patel
Independent Director



Mr. Keyoor Bakshi
Independent Director



Mr. Rajendrakumar Patel
Independent Director



Ms. Pooja khakhi
Independent Director



Mr. Dharmendra Soni
Chief Financial Officer

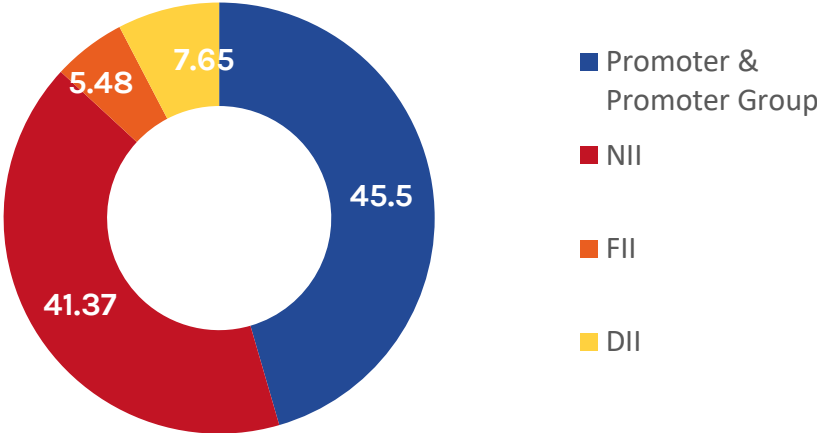
BSE: 531637 | ISIN: INE722B01019

As on 13-08-2025

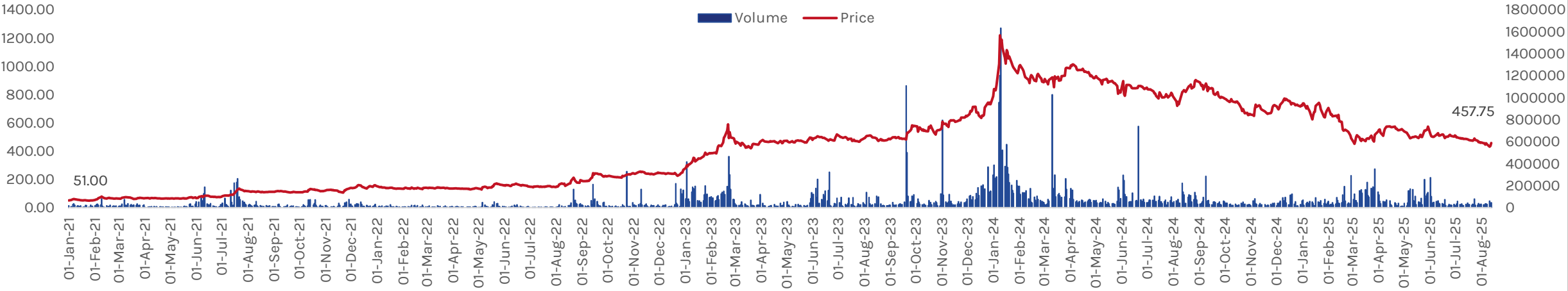
Share Price (₹)	457.75
Market Capitalization (₹ Cr)	1,196.59
No. of Shares Outstanding	2,61,40,695
Face Value (₹)	10.00
52-week High-Low (₹)	927.95 - 423.80

Share Holding Pattern

As on 30-06-2025



Share Performance From 01-01-2021 To Till Date



Expanding Footprints, Deepening Verticals Creating Value Across the Tourism Chain

From site development to event execution and advertising monetization, Praveg commands the full value spectrum.





Tourism & Hospitality



Exhibitions & Events



Advertisement



Business Verticals	FY23	FY24	FY25
Event, Exhibitions & Hospitality	84.87	91.60	132.77
Advertisement	-	-	34.41

In ₹ Cr

Work Order For Luxurious Tent Resorts In Lakshadweep's Islands

Issued by

Department of Tourism, Union Territory of Lakshadweep

Scope

Development, Operation, Maintenance, and Management of luxury tent accommodations and commercial activities



Locations

200 luxury tents on **Thinnakara Island**

150 luxury tents on **Bangaram Island**



High-end Amenities:

- Scuba Diving
- Destination Weddings
- Corporate Events
- Private Gatherings
- Health and Wellness Centre
- Children's Play Area
- Coffee Shop



Project Duration

Initial term of **5 years**

Extendable by **2 years**




Ongoing Construction Of Luxury Resorts At Thinnakara Islands

Thinnakara



Adalaj



Current Portfolio Snapshot – 18 Properties & Growing

CURRENT PROJECTS

<div> <div> PRAVEG </div> <div> TENT CITY </div> <div> NARMADA </div> </div> <div>200 Tents</div>	<div> <div> PRAVEG </div> <div> BEACH RESORT </div> <div> DIU </div> <div> GHOGLA BEACH </div> </div> <div>35 Cottages</div>	<div> <div> PRAVEG </div> <div> BEACH RESORT </div> <div> DIU </div> <div> CHAKRATIRTH BEACH </div> </div> <div>30 Cottages</div>	<div> <div> PRAVEG </div> <div> White Rann Resort </div> <div> OFFICIAL OPERATOR FOR RANN UTSAV </div> <div> Recognized as 'The Deluxe Category Tents' by Ministry of Tourism </div> </div> <div>76 Rooms</div>	<div> <div> PRAVEG </div> <div> RESORT </div> <div> DHOLAVIRA </div> </div> <div>30 Cottages</div>
<div> <div> PRAVEG'S </div> <div> GRAND </div> <div> EULOGIA </div> </div> <div>76 Rooms</div>	<div> <div> PRAVEG </div> <div> BEACH RESORT </div> <div> DAMAN </div> <div> JAMPORE BEACH </div> </div> <div>35 Cottages</div>	<div> <div> PRAVEG </div> <div> BEACH RESORT </div> <div> DAMAN </div> <div> LIGHTHOUSE BEACH </div> </div> <div>33 Tents</div>	<div> <div> PRAVEG </div> <div> TENT CITY </div> <div> AYODHYA </div> <div> BRAHMA KUND • SARYU </div> </div> <div>39 Cottages</div>	<div> <div> PRAVEG </div> <div> SAFARI </div> <div> VELAVADAR </div> </div> <div>12 Cottages</div>
<div> <div> PRAVEG </div> <div> Rezort </div> <div> SILVASSA </div> </div> <div>38 Rooms</div>	<div> <div> PRAVEG </div> <div> BEACH RESORT </div> <div> DIU </div> </div> <div>35 Rooms</div>	<div> <div> PRAVEG </div> <div> CAVES </div> <div> JAWAI </div> </div> <div>20 Cottages</div>	<div> <div> PRAVEG </div> <div> TENT CITY </div> <div> AYODHYA </div> <div> BRAHMA KUND </div> </div> <div>30 Cottages</div>	<div> <div> PRAVEG </div> <div> Atoll's </div> <div> LAKSHADWEEP </div> </div> <div>50 Villas</div>
<div> <div> <div> dizcover </div> <div> PRAVEG </div> <div> Hotels • Resorts • Tents </div> <div> 45 Rooms </div> </div> <div> <div> PRAVEG </div> <div> Rezort </div> <div> KACHIGAM </div> <div> 50 Rooms </div> </div> </div>				

Company manages over 827+ Rooms across the 17 Resorts and 1 Five star Hotel

Tent City Narmada – Pride Of Gujarat Tourism



Best Eco Resort-Runner Up in Gujarat Travel & Tourism Excellence Awards in 2021

Located near the iconic Statue of Unity in Ekta Nagar (Kevadia), Tent City Narmada is a flagship project operated and managed by Praveg in collaboration with Gujarat Tourism. Since its inception in 2018, the site has emerged as a premier eco-luxury hospitality destination for tourists seeking immersive and comfortable experiences amidst nature.

Unique Value Proposition

- Seamless blend of **luxury, nature, and cultural experience**
- Fully integrated with **Gujarat's tourism initiatives**
- Offers **unparalleled guest services** with curated activities, tours, and packages
- Boosts local economy through employment and engagement with local vendors and artisans



Since
2018



Spread Across
1,24,000
Sqm



Tents
200



Guest Served
Since Inception
2,10,638+



Well Equipped
Conference Halls
9



Average Price
₹ 8,482



Events Arranges
2015



White Rann Resort – Iconic Desert Experience



**Best Eco Resort – Runner Up in Gujarat
Travel & Tourism Excellence Awards in 2019**

Located at Dhordo, Kutch, White Rann Resort is a premier luxury tent and bhunga destination developed and operated by Praveg in collaboration with Gujarat Tourism. The resort serves as the official hospitality partner for the globally-renowned Rann Utsav, offering an immersive cultural and luxury travel experience in the heart of the White Desert.

Unique Value Proposition

- Culturally immersive stay with traditional bhunga architecture
- Proximity to the breathtaking White Rann – ideal for nature lovers and adventure seekers
- Integral to **Rann Utsav**, featuring folk performances, local art, cuisine, and desert activities



Since
2015



Spread Across
**40,000
Sqm**



76
Rooms



Guest Served
Since Inception
71,815+



Average Price
₹ 12,879



Resort At Dholavira – Starlit Luxury In An Ancient Land



A cosmic escape where ancient heritage meets stargazer luxury in iconic A-frame cottages

A distinctive triangular cottage resort with 20-ft high A-frame structures, glass walls for panoramic sky views, and modern amenities set in the heritage-rich location of Dholavira.

Unique Value Proposition

- Iconic architectural appeal with A-frame cottages
- Ideal for stargazers and astronomy lovers
- Positioned near **UNESCO World Heritage Site – Dholavira**
- Combines history, design, and solitude



Since
**November
2023**



Spread Across
7,800 Sqm



Cottages
30



Guest Served
Since Inception
6,600+



Average Price
₹ 9,870



Grand Eulogia, Ahmedabad – A New Era In Urban Luxury

**PRAVEG'S
GRAND
EULOGIA**

Ahmedabad's skyline jewel redefines opulence with sky-high pools, mega-watt glamour, and iconic design

Ahmedabad's premier 5-star hotel with unmatched infrastructure including a 20th-floor pool, 32-ft LED screen, ₹1 Cr Chauri design, and Gujarat's largest honeymoon suite.

Unique Value Proposition

- High-end features for events, weddings & celebrities
- **Signature ₹1 Cr Chauri** adds exclusivity to décor
- A destination in itself for both **leisure & corporate travelers**



Since
**October
2023**



Spread Across
13,187 Sqm



76
Rooms



No. Of Guest serve
2,64,000+



Average Price
₹ 5,227



Tent City Ayodhya (Brahmakund) – Spiritually Inspired Comfort



Step into a divine chapter of the Ramayan with spiritual luxury pitched right beside history

Located near the revered Ram Lalla Temple, this property reflects Ayodhya's spiritual legacy with thematic luxury tents and immersive cultural ambiance.

Unique Value Proposition

- Strategically positioned next to **Ram Mandir**
- Immersive ambiance inspired by **Ramayan heritage**
- Designed for **pilgrims, dignitaries, and spiritual seekers**
- Symbol of sacred luxury hospitality



Since
**November
2023**



Spread Across
8,120 Sqm



Cottages
30



No. Of Guest serve
20,000+



Average Price
₹ 7,730



Tent City Ayodhya Near Saryu River – Riverside Bliss



Where sacred waters meet eco-luxury—this riverside sanctuary radiates calm and culture

An eco-luxury tent city by the Saryu River, this retreat blends sustainable design with sacred proximity, offering peace, reflection, and serenity.

Unique Value Proposition

- Eco-responsible spiritual resort
- Offers **Riverfront Immersion Experience**
- Perfect for cultural tourism, family getaways, and retreats
- Closely aligned with the growing religious tourism boom



Since
February 2024



Spread Across
8,889 Sqm



Cottages
39



No. Of Guest serve
21,400+



Average Price
₹ 8,622



Safari Resort Velavadar – Immersed In The Wild



Luxury goes wild at India's premier Blackbuck safari stay—where nature and comfort roam free

Nestled at the edge of Blackbuck National Park, this intimate safari-style resort offers a rare luxury-in-the-wild experience with gourmet dining and an infinity pool.

Unique Value Proposition

- Only premium resort near Blackbuck National Park
- Wildlife + Luxury = Ideal for **eco-tourism enthusiasts**
- Man-made pond and gourmet restaurant amplify the experience
- Captures India's growing interest in *conscious travel*



Since
**March
2024**



Spread Across
15,000 Sq. Ft




Cottages
12



Guests Served
Since Inception
1000+



ARR
₹ 6,924



Lighthouse Beach Resort, Daman – Where The Sea Meets Luxury



Elevated above the sea, this lighthouse-facing haven is coastal charm reimagined with flair

A coastal paradise with 33 sea-facing cottages and Machans 8 ft above the ground, offering panoramic views and premium coastal living.

Unique Value Proposition

- Unrivalled views of **Lighthouse Beach**
- Elevated Machans for exclusive ocean views
- Rare blend of resort + business facility with conference hall
- Popular for weekend escapes and private events



Since
**May
2023**



Spread Across
10,000 Sq.m



Tents
33




Well Equipped
Conference Hall
1



Average Price
₹ 8,094



No. Of Guest serve
45,500+



Jampore Beach Resort, Daman – Serene Coastal Living



For those chasing peace and tide-kissed mornings, this boutique beachfront resort is a coastal dream

A tranquil beachfront retreat with 28 luxury cottages and 7 elevated Machans for immersive ocean-side comfort and rejuvenation.

Unique Value Proposition

- Nestled on **Jampore Beach**, known for calm tides
- Offers **coastal serenity with upscale aesthetics**
- Ideal for small group travel, yoga retreats & honeymooners



Since
**October
2023**



Spread Across
7,900 Sqm



Cottages
35



Guests Served
Since Inception
36,200+



Average Price
₹ 8,162



Nagao Beach Resort, Diu – Sunset-Facing Ocean Retreat



Golden sunsets, luxe stays, and wedding-perfect backdrops—Diu’s gem for indulgent escapes

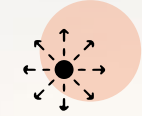
Luxurious tents and suites with sunset views at Diu’s most scenic beach, with pools, event lawns, and wellness zones.

Unique Value Proposition

- Positioned on **Diu’s most premium beach**
- Appeals to both leisure and MICE (Meetings, Incentives, Conferences, Exhibitions) audiences
- Perfect for destination weddings & luxury stays



Since
May 2024



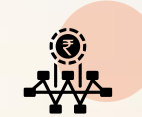
Spread Across
10,000 Sqm



35
Rooms



Guest Served
Since Inception
18,000+



Average Price
₹ 8,613



Chakratirth Beach Resort, Diu – Arabian Sea At Doorstep



Secluded seaside luxury with front-row seats to the Arabian Sea's most magical sunsets

Beachfront luxury with 24 independent cottages and 6 Machans offering panoramic Arabian Sea views in Diu's quiet coastal corner.

Unique Value Proposition

- Panoramic views of **Arabian Sea sunsets**
- Elevated hospitality in a private, uncrowded beachfront setting



Since
**October
2023**



Spread Across
5,650 Sqm



Cottages
30



Guest Served
Since Inception
30,200+



Average Price
₹ 8,967



Ghoghla Beach Resort, Diu – Coastal Cabins Reimagined



Hobbit-inspired hideaways meet beachfront bliss, irresistibly unique

An eye-catching line of hobbit-inspired wooden cottages facing Ghoghla Beach, offering a unique coastal lodging experience with modern comforts.

Unique Value Proposition

- Visually distinct cabins ideal for **Instagram-era travellers**
- Combines quirky design with premium beach access
- Strong potential for influencer and experiential marketing



Since
**November
2023**



Spread Across
9,300 Sqm



Cottages
35



Guest Served
Since Inception
29,200+



Average Price
₹ 10,564



Damanganga Resort, Silvassa – Nature, Culture & Comfort



A renowned getaway, Silvassa is famous for lush greenery, tribal culture, and historic influences from Portuguese and Maratha rule. Attractions include Vanganga Lake Garden, Deer Park, Dudhani Lake, and the Tribal Cultural Museum, enhancing tourism potential.

Where tribal culture, riverside beauty, and budget-friendly luxury blend into the perfect weekend retreat



Since
**December
2024**



Spread Across
12,103 Sqm



38
well-appointed
rooms



Average Price
₹ 6,119

Unique Value Proposition

- Strategically placed in a popular yet underserved tourist region
- Offers **affordable luxury with conference-ready infrastructure**
- Ideal for both **corporate retreats** and **family holidays**



Praveg Caves, Jawai – The Hidden Gem Of Rajasthan



Jawai A Hidden Gem of Rajasthan Renowned for its thriving leopard population, coexisting with the indigenous Rabari community. A growing eco-tourism hub offering wildlife safaris, nature walks, bird watching, and cultural experiences. Increasing visitor influx boosts local economy, employment, and small businesses.



Unveiled Praveg Caves Jawai – A New Era of Luxury & Adventure



Since
**January
2025**



Spread Across
12,688 Sq mt



Luxury Tents
8



cave-style rooms
12



ARR
₹ 20,143



Praveg Bangaram, Lakshadweep – Tranquility Meets Luxury



Bangaram Island, Lakshadweep – a pristine paradise where tranquility meets luxury. With its untouched natural beauty and modern comforts, this island offers an exclusive retreat for discerning travelers. As a rising hotspot for both domestic and international visitors, Bangaram is fast becoming the ultimate destination for those seeking a serene and immersive island getaway.

Praveg Unveiled Its Latest Luxury Resort on Bangaram Island



Since
**January
2025**



Spread Across
12,460 Sq mt



Cocoon Shaped
Rooms
45



Average Price
₹ 33,636



Shell Shaped
Rooms
5





IHCL

SELEQ TIONS

Praveg Limited has partnered with Indian Hotels Company Limited (IHCL) to manage its premium resort, **Praveg Atoll's, Bangaram Island, Lakshadweep**, under the **SeleQtions** brand.

Key Benefits



Operational Excellence

IHCL takes full management control, ensuring top-tier hospitality standards.



Luxury Experience

High-end travelers will enjoy world-class amenities in an exclusive island setting.



Sustainability Focus

Eco-friendly practices to maintain environmental balance.



Revenue Growth

Higher occupancy rates, increased ARR, and enhanced brand positioning.

Jalandhar Circuit House Resort, Diu – In Partnership With Ginger

GINGER

An **IHCL** Brand

Partnership with Ginger – An IHCL Brand

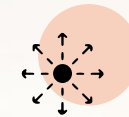
Praveg Limited has partnered with Roots Corporation Limited (Ginger – An IHCL Brand) to blend eco-luxury with world-class hospitality. This collaboration leverages Praveg's sustainable ethos and Ginger's operational expertise to deliver a distinctive and exceptional guest experience.



Nestled on Gujarat's southern coast, Diu is a serene town renowned for its Portuguese heritage, historic landmarks like Diu Fort and St. Paul's Church, and stunning natural attractions, including Naida Caves and pristine beaches like Nagoa, Ghoghla, Chakratirth, and Jalandhar.



Since
**December
2024**



Spread Across
15,313 Sqm



45
well-appointed
rooms



Average Price
₹ 7,338

Unique Value Proposition

- Brand-backed trust: Operated in collaboration with **IHCL's Ginger**
- Combines **eco-luxury with world-class service**
- Ideal for high-value leisure tourism and experiential travel
- Positioned as a **flagship beachfront resort** in western India



Partnership with Lallooji & Sons for Rann Utsav 2024-25



Master Franchise for Luxury Tent Bookings

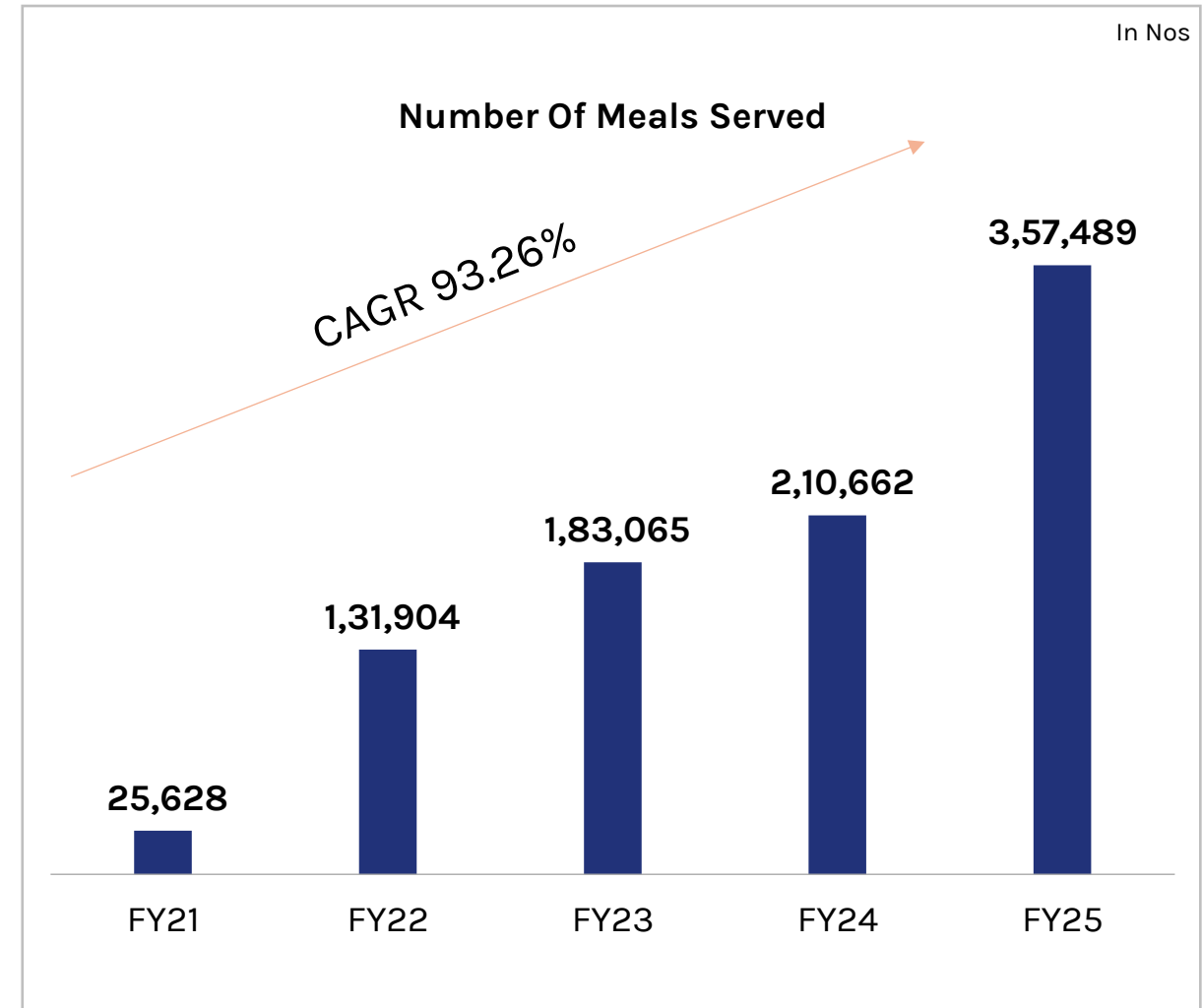
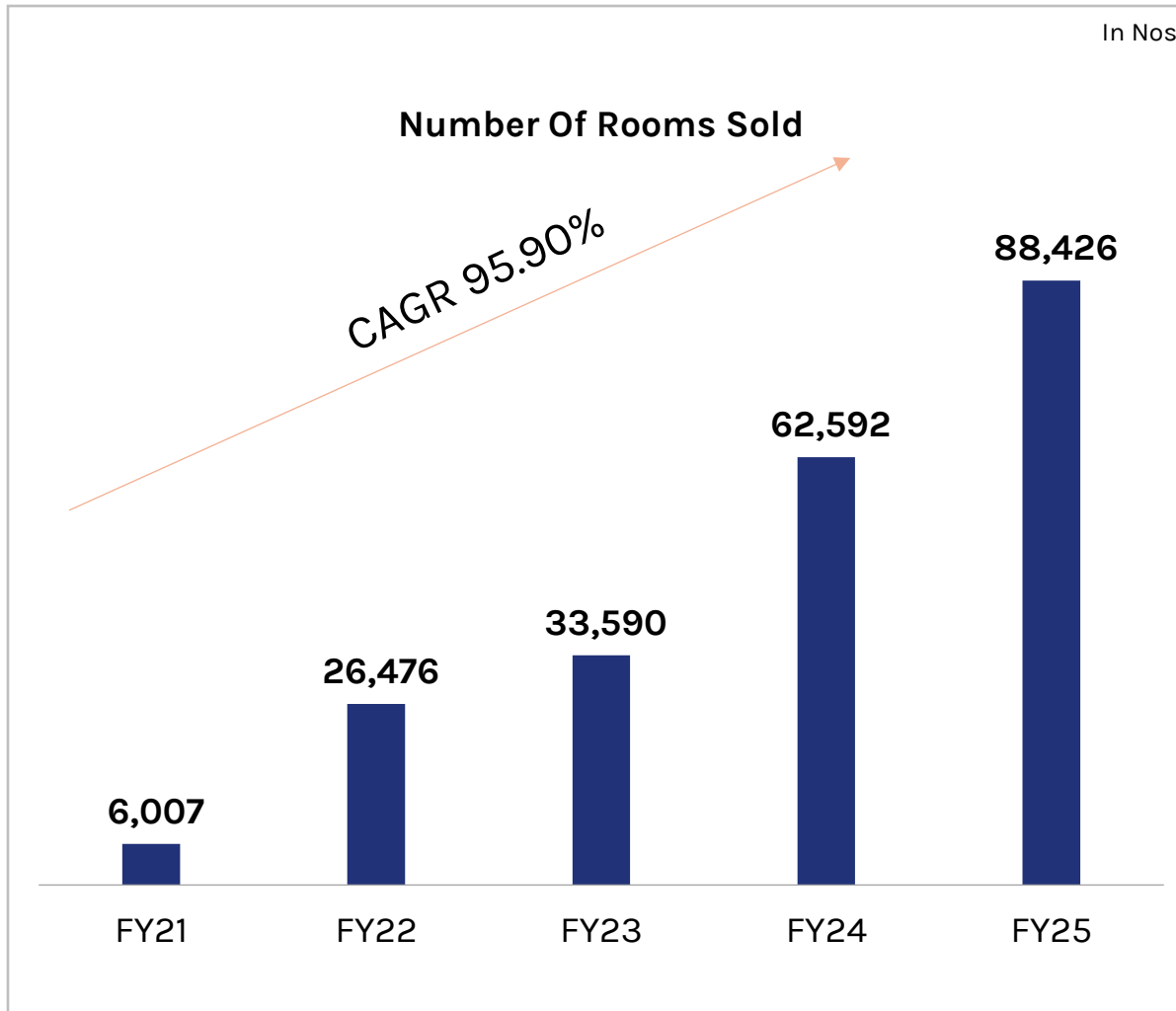
- Granted exclusive rights to market and manage bookings for 400 luxury tents at Rann Utsav
- Exclusive responsibility for event design, consulting, and execution at Rann Utsav.
- Artist coordination & cultural programming to enhance visitor engagement.

Three-Year Partnership with Mahindra Holidays & Resorts India Ltd. (MHRIL)



- Enhancing Hospitality Standards Across Key Destinations i.e **Daman, Diu, and Ayodhya**
- Inventory Agreement: **70 Rooms Across Select Properties**
- MHRIL secures 70 Inventory Rooms
 - **35 Fixed Rooms** (long-term allocation).
 - **35 Floating Rooms** (flexible allocation across properties).

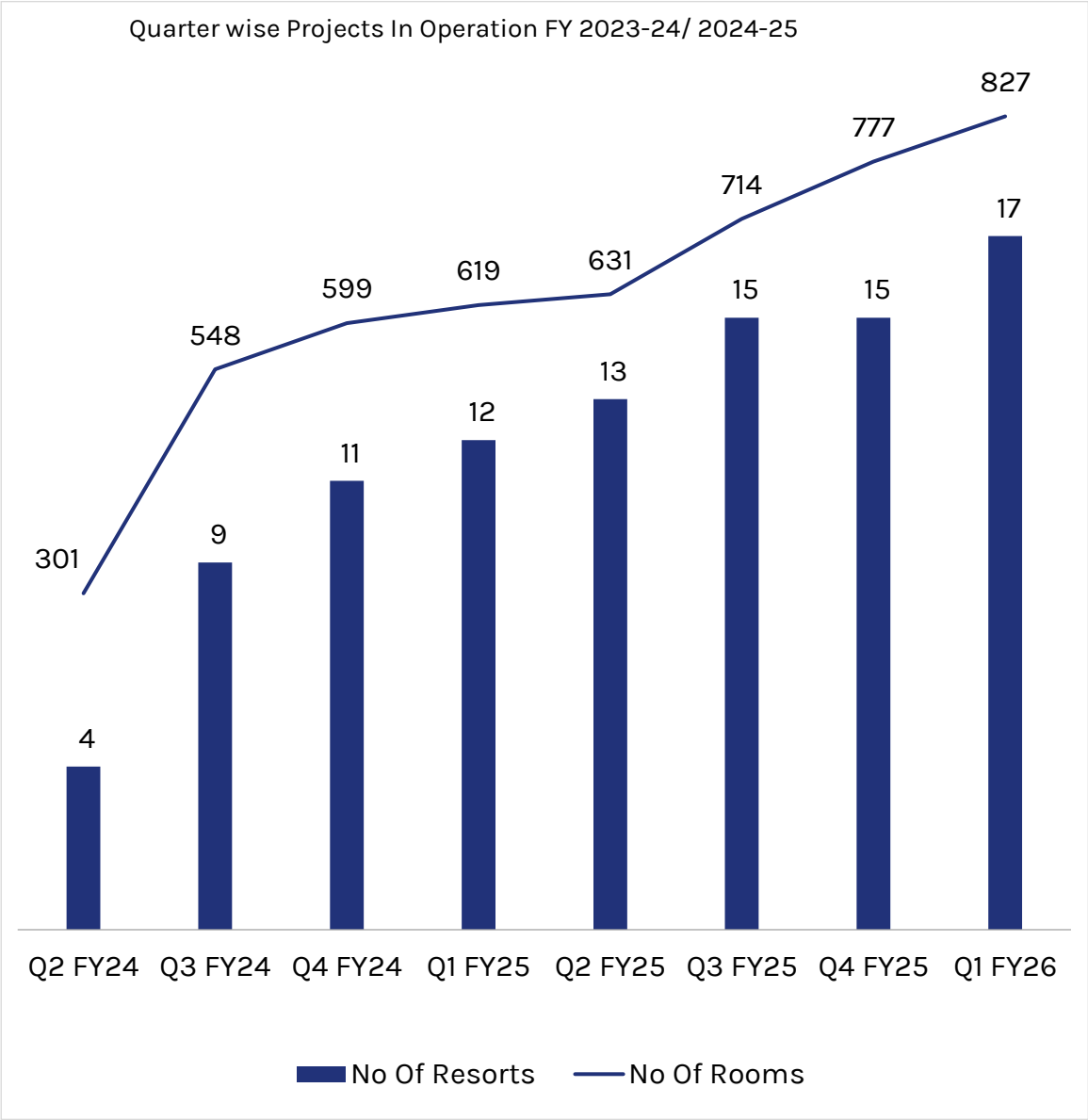
Operational Metrics – Rooms & Meals Served Over The Years



Praveg has crossed the mark of selling 80,000 room in a year during the FY25

Growth Roadmap – Upcoming Resorts Across India

UPCOMING RESORTS		
Sr. No.	Resorts	No. of rooms
1	Udaipur, Rajashthan	35
2	Ranthambhore, Rajasthan	30
3	Adalaj, Gandhinagar, Gujarat	10
4	Kihim, Maharashtra	40
5	Kashid, Maharashtra	40
6	Agatti Island, Lakshadweep	50
7	Thinakara-I, Lakshadweep	100
8	Thinakara-II, Lakshadweep	100
9	Bangaram-II, Lakshadweep	100
Total Rooms		505



Number Of Rooms

Existing Rooms

800+

Anticipated
Room Addition

1200+

Vision 2028

Rooms

2,000 +

Resort Locations

50 +

Upcoming Hospitality Projects

Under Construction
Projects

3

Under Planning
Projects


2


EXHIBITIONS & EVENTS

Praveg's core competence is in Exhibition and Event Management. Exhibitions are regularly organized by Praveg, nationally and internationally, and the portfolio includes projects in the USA, China, South Korea, Africa, Europe and in the Middle East. Praveg has organized many State events on turnkey basis to the fullest satisfaction of its clients.




1,000+
Events


2,000+
Exhibition


20+
Years



Award-winning Legacy In Events – A Track Record Of Excellence

Finds a mention in the **Limca Book of Records 2014** having designed **the longest backdrop; largest multi-level temporary stage and the largest ball created out of 6400 nursery balls** during Khel Mahakumbh held in South Gujarat University, Surat.

Pavilion for Gujarat Tourism

Second Best Innovative Stall in VGGTS 2017

Pavilion for Gujarat Tourism

Adjudged The Best Stall at STONA 2014 and MINING MAZMA 2013, held in Bangalore

More than 20 awards for **Gujarat Tourism Pavilions** at various exhibitions across the country

Pavilion of Gujarat Maritime Board

Adjudged The Best Stall of VGGTS 2013

Special Mention for **Ahmedabad Pavilion (AMC)** at Shanghai World Expo 2010, China

Award winning tableaux presented in Republic Day celebrations for **GSPC**

Pavilion on Life of Swami Vivekananda

Adjudged The Second Best Stall of VGGTS 2013

1st Prize with Gold Medal for **Gujarat Pavilion at IITF 2008**



Strong Client Base (Government Sector)

Praveg Serving 150+ Clients across both Government As Well As Private Sector

		 Ahmedabad Municipal Corporation			
 GUJARAT INFORMATION GOVERNMENT OF GUJARAT	 GUJARAT MARITIME BOARD		 Commissioner of Geology & Mining Gujarat	 GUJARAT POWER CORPORATION LTD.	 GUJARAT DEEMED TO BE UNIVERSITY UGC RECOGNIZED
 SPORTS AUTHORITY OF GUJARAT	 State Election Commission, Gujarat રાજ્ય ચૂંટણી આયોગ, ગુજરાત	 GUJARAT INTERNATIONAL FINANCE TEC-CITY	 GLDB Gujarat Livestock Development Board	 GMDC FUELING THE GROWTH	 GUJARAT PAVITRA YATRA DHAM VIHAR BOARD GOVERNMENT OF GUJARAT
 GIDB	 garvi gurjari Gujarat State Handloom & Handicrafts Development Corporation Ltd.	 GEMI	 GERMI	 ODISHA INDIA'S BEST KEPT SECRET.	 HIMACHAL TOURISM
 ગુજરાત સાહિત્ય અકાદમી અંગ્રાણી	 MANDHYA TRADE SHOW		 GEDA	 GSECL	 INDUSTRIAL EXTENSION COTTAGE A Government of Gujarat Organisation



Strong Client Base (Government Sector)



Strong Client Base (Private Sector)

 <p>Reliance Industries Limited Growth is Life</p>	 <p>adani™</p>	 <p>ESSAR</p>	 <p>Azure Power Simplifying Solar Energy Services for utilities and commercial sites.</p>	 <p>SUZLON POWERING A GREENER TOMORROW</p>	 <p>moserbaer</p>	 <p>PETRONET LNG LIMITED</p>
 <p>TATA TATA POWER</p>	 <p>BACKBONE</p>	 <p>Hazira LNG & Port</p>	 <p>Shell</p>	 <p>EICHER</p>	 <p>PANDIT DEENDAYAL ENERGY UNIVERSITY A RESERVE OF KNOWLEDGE</p>	 <p>punjab national bank ਪੰਜਾਬ ਨੈਸ਼ਨਲ ਬੈਂਕ</p>
 <p>HITACHI</p>	 <p>ENGINEERS INDIA LIMITED</p>	 <p>POLYCAB</p>	 <p>Sintex SINCE 1975</p>	 <p>wipro</p>	 <p>Crompton Greaves</p>	 <p>giz Deutsche Gesellschaft für Internationale Zusammenarbeit (GIZ) GmbH</p>





Established in 2008 under the visionary leadership of Mr. Mukesh Patel, an advertising stalwart with over two decades of experience in the industry, Abhik Advertising Private Limited has grown into a formidable player in the advertising and marketing space. In 2015, Dr. Abhik Patel joined the organization after completing his Bachelor's in Physiotherapy, bringing a fresh perspective and dynamic energy to the company.

In 2016-17, the company made a strategic acquisition of Bidhan Advertising and Marketing Private Limited, a 50-year-old legacy firm that had successfully launched renowned brands such as Hipolin and Sintex. This acquisition brought along esteemed accreditations like INS and IBF, significantly enhancing the company's credibility and market reach.



Abhik Advertising Private Limited Financial Snapshot Q1 FY26

In ₹ Lacs

Particulars	Q1 FY26	Q1 FY25	Q2 FY25	Q3 FY25	Q4 FY25
Net Sales	939.13	272.14	681.69	889.95	1060.22
Other Income	6.73	0.52	0.82	1.03	16.02
Total Income	945.85	272.66	682.51	890.98	1076.24
Expenses					
Event & Site Expenses	527.77	204.79	392.76	400.39	577.02
Employee Benefit Expenses	76.82	60.09	62.34	70.19	68.47
Other Expenses	53.73	56.76	44.31	57.30	36.68
Total Expenditure	658.32	321.64	499.41	527.89	682.17
EBIDTA	287.53	-48.97	183.10	363.09	394.07
EBIDTA(%)	30.40%	-17.96%	26.83%	40.75%	36.62%
Interest	37.09	21.70	23.78	11.16	59.98
Depreciation	146.18	68.37	96.05	115.91	182.27
PBT	104.26	-139.04	63.26	236.01	151.82
TAX Expense	29.15	0.00	42.39	8.24	58.25
Net Profit	75.11	-139.04	20.87	227.77	93.57
NPM(%)	7.94%	-50.99%	3.06%	25.56%	8.69%
Diluted EPS (₹)	237.00	-695.20	104.34	819.00	325.19



Bidhan Advertising and Marketing Private Limited, with its inception dating back over 50 years, has been a pioneer in the advertising landscape. The company has played a pivotal role in establishing iconic brands and continues to uphold its legacy of innovation and excellence.

With accreditations from INS and IBF, Bidhan Advertising is recognized as a trusted name in the industry, known for its expertise and strategic approach to advertising and media solutions.

Bidhan Advertising & Marketing Private Limited Financial Snapshot Q1 FY26

In ₹ Lacs

Particulars	Q1 FY26	Q1 FY25	Q2 FY25	Q3 FY25	Q4 FY25
Net Sales	115.75	22.02	92.86	240.61	330.05
Other Income	0.88	0.00	2.03	0.88	8.85
Total Income	116.63	22.02	94.89	241.49	338.89
Expenses					
Event & Site Expenses	72.42	33.21	38.07	123.21	167.15
Employee Benefit Expenses	8.72	5.67	6.45	8.54	10.99
Other Expenses	12.28	7.27	41.07	5.92	19.11
Total Expenditure	93.42	46.15	85.59	137.66	197.26
EBIDTA	23.21	-24.13	9.30	103.83	141.63
EBIDTA(%)	19.90%	-109.57%	9.80%	42.99%	41.79%
Interest	2.36	0.38	9.27	4.27	4.14
Depreciation	13.74	0.00	22.75	12.49	15.25
PBT	7.11	-24.51	-22.72	87.07	122.24
TAX Expense	1.85	0.00	0.53	13.17	31.07
Net Profit	5.26	-24.51	-23.25	73.90	91.17
NPM(%)	4.51%	-111.31%	-24.51%	30.60%	26.90%
Diluted EPS (₹)	3.00	16.59	-11.39	44.00	51.20



Smart Toilets with Advertising Rights

- Exclusive rights to operate 120 smart toilets in Ahmedabad under the PPP model; 40 already installed.
- 15-year advertising rights expected to generate ₹3.4 Cr annually through capital investment.



Private Hoardings in Gujarat

- Portfolio of 800 private hoardings across key cities like Ahmedabad, Baroda, and Rajkot.
- Annual revenue of ₹15 Cr, backed by substantial CAPEX investment.



HPCL Hoarding Media Rights

- Exclusive rights for 800+ hoardings across Gujarat and Rajasthan.
- Delivers ₹5 Cr in annual revenue with zero capital investment.



Government Business via UFO Digital Theatres

- Sole rights to secure government advertising in UFO digital theatres in Gujarat.
- Generates ₹3 Cr annually with no capital expenditure.



Adani Airports Partnership

- Authorized procurement partner for Adani Airports, appointed by the Gujarat government.
- Delivers ₹1.8 Cr annual revenue, capital-free.



Expansion into Rajasthan

- Deployed two double smart toilets in Jaisalmer under a municipal corporation-funded CAPEX model.
- Additional revenue generated via hoarding rights in the region.



Ayodhya Development Project

- Developing 15,000 sq. ft. of prime advertising space across Ayodhya.
- Focused on tapping religious tourism, with projected revenue of ₹80 lakh annually.



Media Procurement Across Multiple Channels

- Active media buying across print, radio, television, and digital platforms.
- Contributes over ₹6 Cr in annual revenue through cross-channel advertising procurement.



India's Tourism Renaissance – Powered by Culture, Connectivity & Conscious Travel

A new era driven by rising domestic mobility, infrastructure investment, and demand for meaningful experiences.



HOSPITALITY & TOURISM

- HOSPITALITY & TOURISM
- EVENTS & EXHIBITIONS

INDUSTRY TRENDS

- **5%**
Current GDP Contribution
- **US\$ 250 Bn**
Projected contribution
by 2030
- **137 Mn**
projected employment
Generation by 2030
- **US\$ 56 Bn**
foreign exchange earnings (FEE)
by 2030

HOSPITALITY INDUSTRY IN INDIA (MARKET SIZE)

- CAGR 4.73%
- 2023 - USD 23.50 Bn
 - 2028 - USD 29.61 Bn

Source: Mordor Intelligence

WORLD ECONOMIC FORUMS TRAVEL AND TOURISM COMPETITIVENESS INDEX

- 2013 - 65th Rank
- 2019 - 34th Rank
- 2021 - 54th Rank
- 2024- 39th Rank

DOMESTIC TOURIST ARRIVALS (DAs)

- 2021-22 - 610.22 Mn
- 2022-23 - 677.63 Mn

Source: Mordor Intelligence

FOREIGN TOURIST ARRIVALS (FTA's)

- 2024 - 9.66 Mn
- 2030E - 28 Mn

Source: Indian Hotels Company Limited,
Ministry of Tourism

EVENTS & EXHIBITION

MARKET SIZE

CAGR - 4.73%

- 2023 - USD 4.75 Bn
- 2030 - USD 8.44 Bn

Source: Mordor Intelligence

Transforming India's Tourism Landscape

₹2,541.06 Cr
allocated to boost
tourism infrastructure,
skill development, and
travel facilitation.

Development of
50 top tourist
destinations

40 projects
across 23 states
to receive interest-free
loans of **₹3,295.8 Cr**

Enhanced focus on
spiritual tourism (through
PRASHAD) and medical
tourism with the “Heal in
India” initiative.

Medical Value Travel
projected to grow
significantly, bolstering
India's reputation as a
premier global healthcare
destination.

The Gyan Bharatam Mission to digitize over 1 Cr manuscripts, safeguarding India's rich heritage for future generations.

Source: [PIB](#)

New Travel Trends – Experiences Over Destinations

In 2021, sky-adventure services (flying, cockpit flying, skydiving) launched; July 2024 allocations of ₹782.6 cr (NE) and ₹518 cr (Himalayan) to boost adventure circuits.

India aims to build adventure tourism into an US\$800 B sector by 2047 and become a year-round destination.

Eco-friendly camping and caravan parks promoted to drive rural incomes and conservation; backed by a dedicated Ministry policy.

Passenger traffic forecast to jump from 0.4 M to 4 M by 2032, lifting revenues from US\$110 M to US\$5.5 B; five new terminals and 1,000 ships planned.

Wellness tourism & staycations
Projected to grow ~7.5% in FY22-23;
MDA grants now cover accredited wellness centres.

Govt plans to convert 65 lighthouses (13 in Gujarat) into visitor hubs with museums, amphitheatres, cafés, children's parks and eco-cottages.



Hotels: Revenue growth of 7–9% in FY25 and 6–8% in FY26; premium occupancy rising to 72–74%; market to expand from US\$32 B (FY20) to US\$52 B by FY27.

Airlines: Domestic traffic hit 14.93 M passengers in Dec 2024; annual flyers rose from 60 M in FY14 to 145 M, with 400 M projected by 2027.

Intercity cabs & buses: Tier-II/III cities now account for 67% of bus bookings; FY20 markets of US\$2.2 B (cabs) and US\$9 B (buses) set to double by FY27.

Growth Drivers – From Connectivity To Culture

1 Tourism drives economic growth by contributing significantly to GDP and generating revenue.

2 The industry creates a wide range of jobs, helping reduce unemployment and boosting local economies.

3 Projects like Swadesh Darshan and PRASHAD improve tourist facilities and infrastructure, enhancing the travel experience.

4 Projects like Swadesh Darshan and PRASHAD improve tourist facilities and infrastructure, enhancing the travel experience.

5 Tools like the Incredible India Digital Portal and 24x7 live chat support provide travelers with easy access to information and services.

6 Enhanced air and regional connectivity through initiatives like UDAN make it easier to reach tourist destinations across the country.

7 Campaigns such as Dekho Apna Desh and nationwide polls engage citizens and promote India's diverse cultural heritage.

8 The industry is expanding into niche areas like adventure, eco-tourism, medical tourism, and rural tourism, attracting varied interests.

9 The hotel star rating system and professional training for hospitality staff ensure better service quality, making India more attractive to tourists.

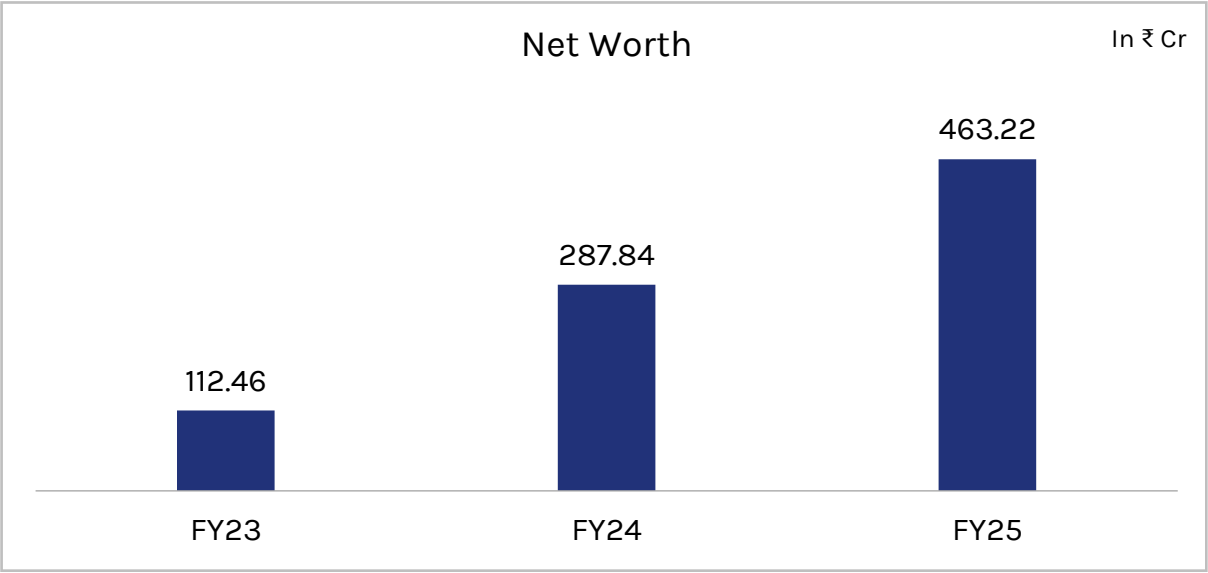
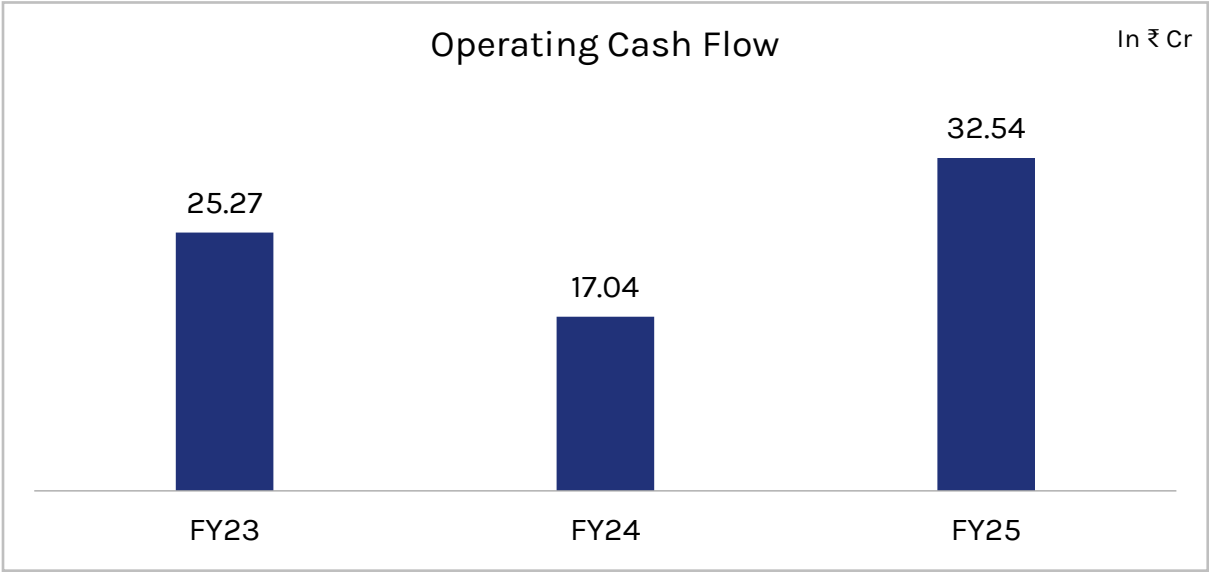
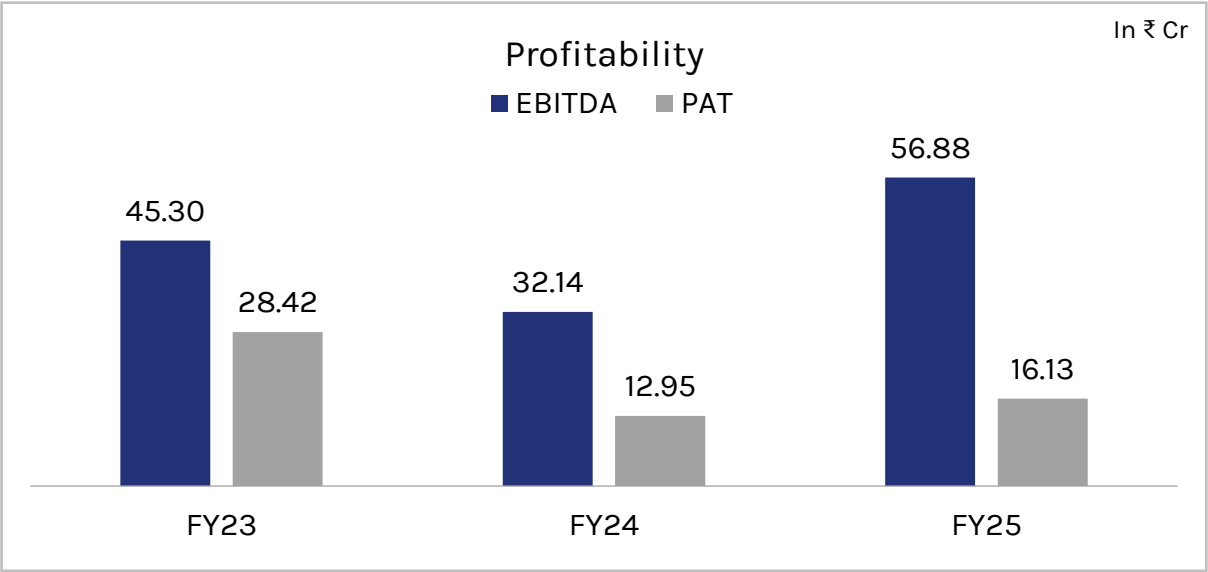
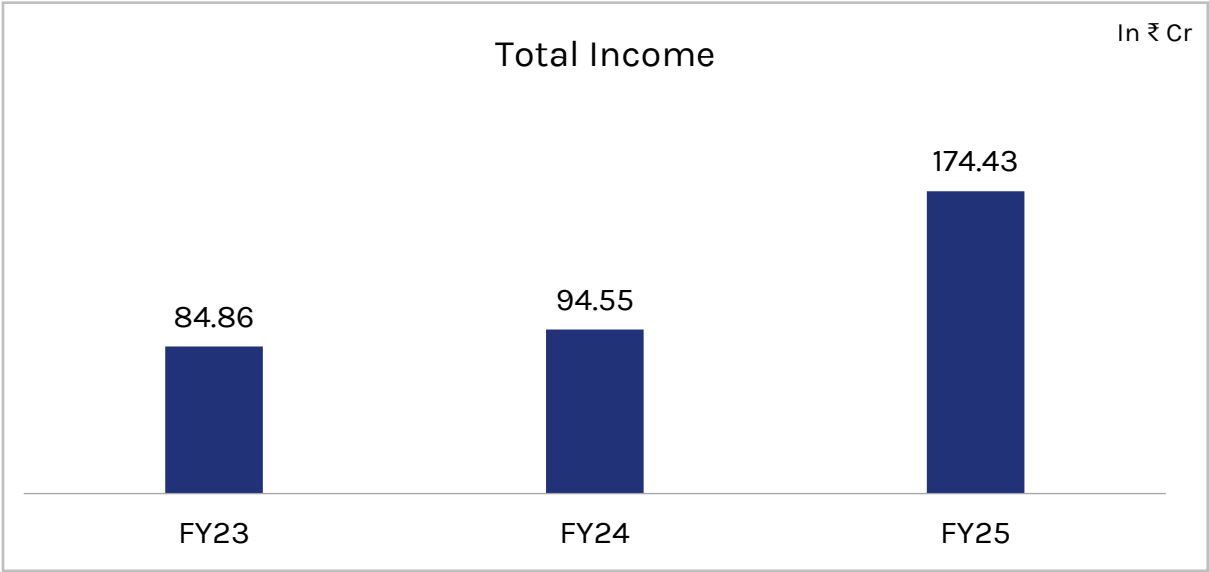
10 Collaborations between the government and private sectors, including training initiatives with leading hotel chains, drive innovation and service improvements in tourism.

Margin-Focused, Growth-Ready A Financial Model Designed for Scalability

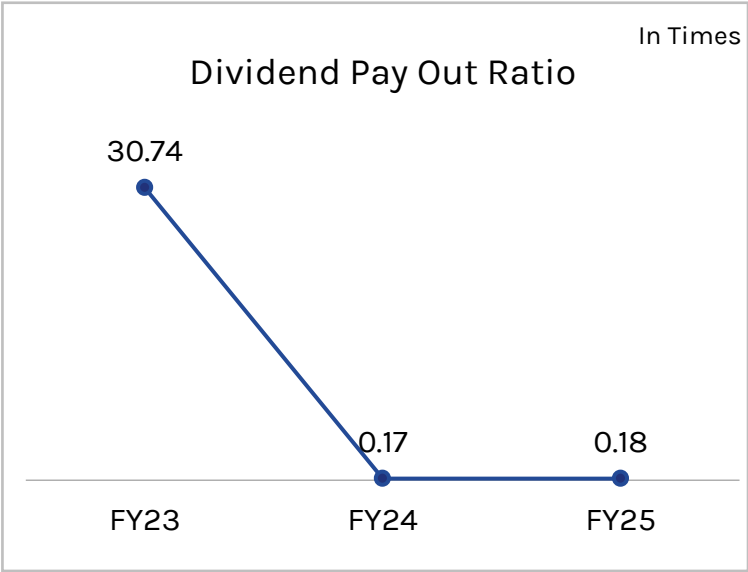
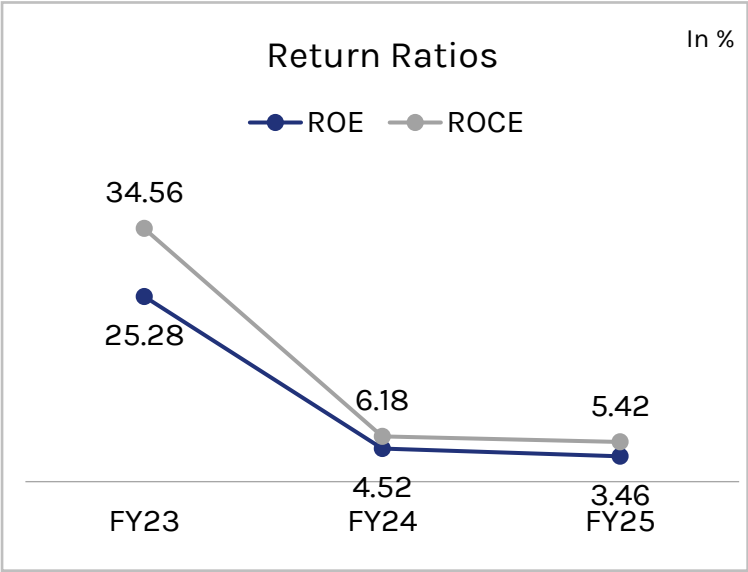
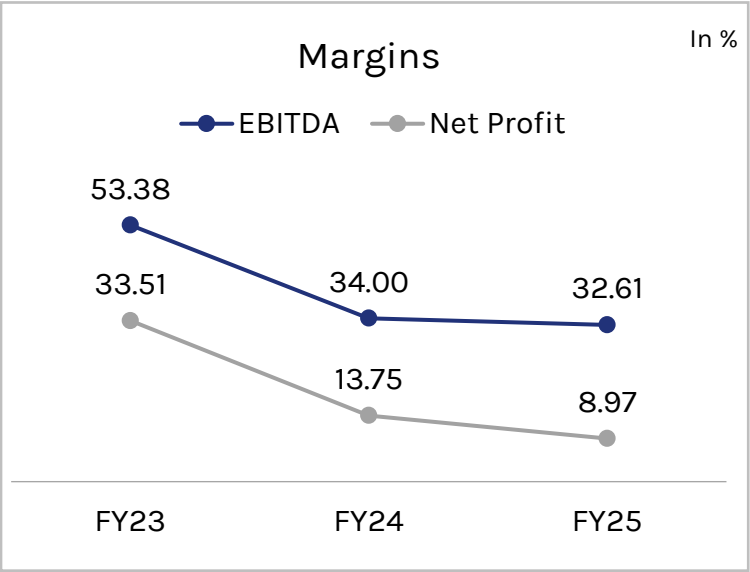
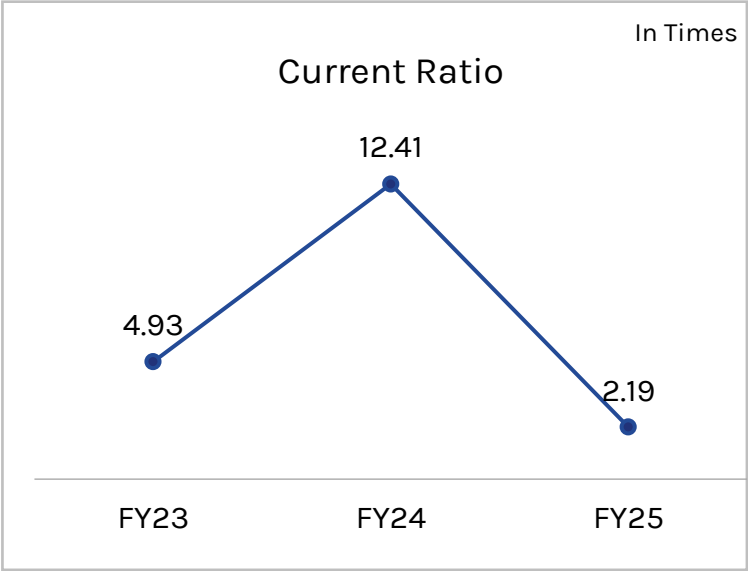
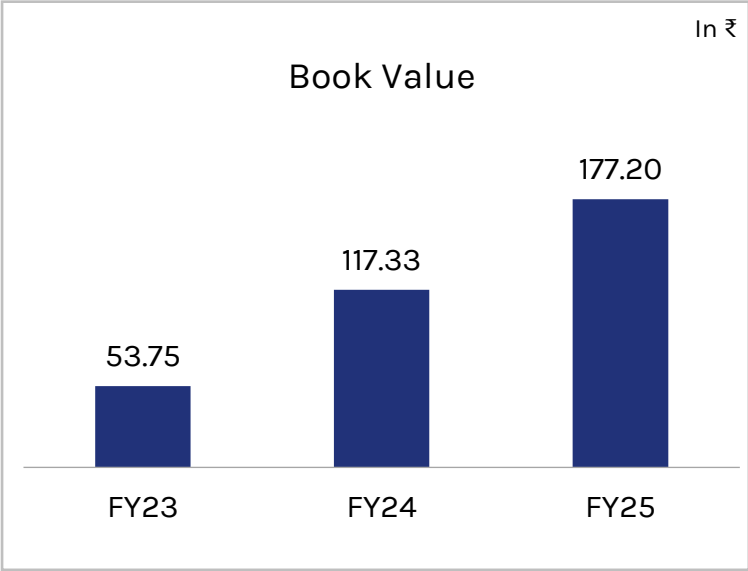
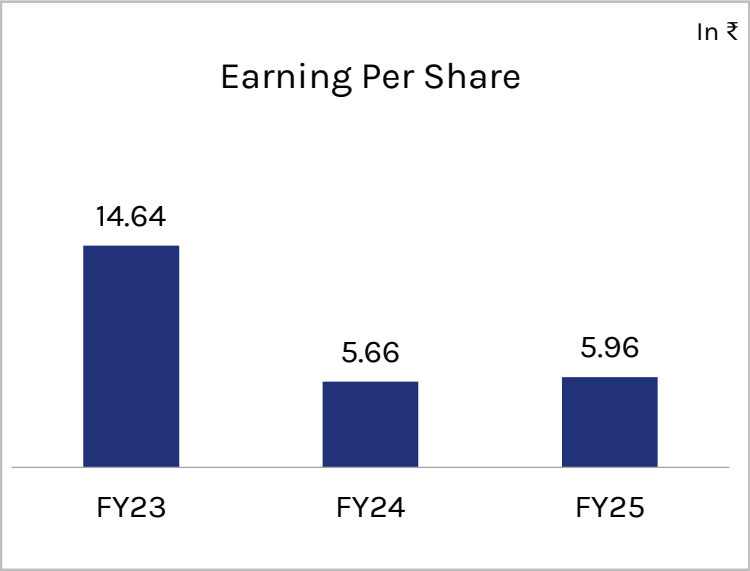
Asset-light operations ensure margin stability even as capital is deployed for expansion.



Consolidated Key Financial Highlights



Consolidated Key Ratios



Consolidated Profit & Loss Statement

In ₹ Cr

Particulars	FY23	FY24	FY25
Revenues	84.48	91.60	167.18
Other Income	0.38	2.96	7.25
Total Income	84.86	94.55	174.43
Event & Site Expenses	28.98	38.15	76.42
Employee costs	6.64	16.00	26.66
Other expenses	3.94	8.26	14.47
Total Expenditure	39.56	62.41	117.55
EBITDA	45.30	32.14	56.88
Finance Costs	0.69	2.39	8.05
Depreciation	6.09	10.68	27.84
PBT	38.52	19.07	20.98
Tax	10.09	6.07	4.93
PAT	28.44	13.00	16.05
Less Minority Int & P&L from Assoc	0.00	0.00	0.72
Reported Net Profit	28.44	13.00	15.33
Other Comprehensive Income	0.00	-0.05	0.09
Total Comprehensive Income	28.42	12.95	16.13

Consolidated Balance Sheet

In ₹ Cr

Equities & Liabilities	FY23	FY24	FY25
Equity	20.92	24.53	26.14
Reserves	91.54	263.30	437.08
Non Controlling Interests	0.00	0.00	15.62
Net Worth	112.46	287.84	463.22
Non Current Liabilities			
Non Current Borrowings	0.05	0.00	0.98
Lease Liabilities	0.58	59.56	61.99
Deferred Tax Liability	0.00	4.52	8.01
Long Term Provision	0.40	0.63	0.85
Total Non Current Liabilities	1.03	64.71	71.82
Current Liabilities			
Current Borrowings	0.37	0.05	9.18
Lease Liabilities	0.85	2.52	5.13
Trade Payables	6.45	6.68	36.11
Current Tax Liabilities (Net)	0.77	0.00	0.00
Short Term Provisions	0.97	0.61	4.71
Other Current Liabilities	2.71	2.21	3.22
Total Current Liabilities	12.12	12.07	58.34
Total Liabilities	125.61	364.62	609.00

Assets	FY23	FY24	FY25
Non Current Assets			
Fixed assets	42.14	205.55	468.33
Non Current Investments	0.10	0.10	0.00
Other Non Current Financial Assets	0.39	1.32	6.65
Deferred Tax Assets (Net)	0.13	0.00	0.00
Other Non Current Assets	23.03	7.85	6.21
Total Non Current Assets	65.79	214.82	481.19
Current Assets			
Inventories	11.74	12.10	12.22
Trade receivables	16.28	19.97	48.76
Cash & Bank Balance	22.62	103.11	18.50
Other Current Financial Assets	1.50	2.58	3.70
Current Tax Assets (Net)	0.06	1.39	3.27
Other Current Assets	7.62	10.66	41.38
Total Current Assets	59.82	149.80	127.81
Total Assets	125.61	364.62	609.00

Standalone Profit & Loss Statement

In ₹ Cr

Particulars	FY23	FY24	FY25
Revenues	84.38	91.42	132.63
Other Income	0.38	2.96	6.97
Total Income	84.76	94.37	139.60
Event & Site Expenses	28.95	38.00	58.14
Employee costs	6.64	16.00	23.72
Other expenses	3.92	8.33	12.03
Total Expenditure	39.51	62.34	93.89
EBITDA	45.24	32.04	45.70
Finance Costs	0.69	2.39	6.70
Depreciation	6.09	10.68	22.71
PBT	38.47	18.97	16.28
Tax	10.09	6.07	3.42
PAT	28.38	12.89	12.86
Total Comprehensive Income	28.36	12.84	12.95

Standalone Balance Sheet

In ₹ Cr

Equities & Liabilities	FY23	FY24	FY25
Equity	20.92	24.53	26.14
Reserves	91.57	263.22	425.77
Net Worth	112.49	287.76	451.92
Non Current Liabilities			
Long Term Borrowing	0.05	0.00	0.00
Lease Liabilities	0.58	59.56	56.64
Deferred Tax Liabilities	0.00	4.52	7.22
Long-term Provision	0.40	0.63	0.85
Total Non Current Liabilities	1.03	64.71	64.71
Current Liabilities			
Short Term Borrowings	0.34	0.03	5.98
Lease Liabilities	0.85	2.52	2.93
Trade Payables	6.45	6.58	18.71
Current Tax Liabilities (Net)	0.77	0.00	0.00
Short Term Provision	0.97	0.61	4.47
Other Current Liabilities	2.71	2.26	2.53
Total Current Liabilities	12.10	12.00	34.61
Total Liabilities	125.61	364.47	551.24

Assets	FY23	FY24	FY25
Non Current Assets			
Fixed Assets	41.47	196.23	384.30
Non-current Investments	0.22	0.11	22.36
Deferred Tax Assets	0.39	1.32	2.38
Other Non Current Financial Assets	0.13	0.00	0.00
Other Non Current Assets	23.03	7.85	6.20
Total Non Current Assets	65.24	205.50	415.24
Current Assets			
Inventories	11.74	12.10	11.98
Trade Receivables	16.28	19.97	33.04
Cash & Bank Balance	22.49	102.08	11.42
Other Current Financial Assets	2.27	12.81	41.57
Current Tax Assets (Net)	0.06	1.39	1.47
Other Current Assets	7.54	10.62	36.51
Total Current Assets	60.37	158.96	136.00
Total Assets	125.61	364.47	551.24

1 Financial Performance

- Total Income of ₹ 174.43 Cr against ₹ 94.55 Cr in FY23-24.
- EBITDA of ₹ 56.88 Cr against ₹ 32.14 Cr in FY23-24.
- Net Profit of ₹ 16.13 Cr against ₹ 12.95 Cr in FY23-24.

2 Diverse Client Portfolio

- Serves over 200 clients across government and private sectors.
- Long-term contracts with state tourism departments across Gujarat, Rajasthan, Daman & Diu, UP, and Lakshadweep.
- Balanced revenue streams from government and private clients.

3 Proven Expertise

- Over 20 years of experience in tourism and hospitality.
- Manages 827+ hotel rooms in partnerships with state governments.
- Highly skilled leadership and team with proven industry knowledge.

4 Expanding Resort Network

- From 1 property in 2015 to 18 properties across 5 states/UTs today
- Pipeline of 11 new resorts (577 rooms) across iconic destinations like Udaipur, Ranthambhore, Agatti, and Thinakara.
- On track to achieve Vision 2028: 2,500+ rooms across 65+ locations.

5 Event Leadership

- Organized over 500 events, including corporate and government events.
- Expertise in large-scale event management across India.
- Growing footprint in both domestic and international markets.

6 Competitive Advantages

- Low-cost, high-return hospitality models with non-permanent structures.
- Strong partnerships with state tourism and a wide agent network across India.
- In-house teams for creative, reservation, and quality control.

7 Strategic Acquisitions

- Acquired 51% stake in Abhik Advertising and Bidhan Advertising.
- Diversified into advertising and event management sectors.
- Strengthened market presence and revenue potential.

8 Geographic Presence

- Resorts present in Rajasthan, Uttarpradesh, lakshwadeep, Maharashtra, Diu & Daman.
- Diverse geographic footprint enhances growth opportunities.
- Focus on emerging tourism markets across India.

9 Tourism Growth Opportunity

- Indian tourism expected to grow at a CAGR of 10%.
- Rising domestic travel demand due to increasing incomes and urbanization.
- Government incentives supporting tourism infrastructure development.

10 Eco-Tourism Leadership

- Non-permanent structures promote sustainable, eco-friendly operations.
- Focus on nature conservation and responsible tourism practices.
- Resorts designed to integrate with natural surroundings for minimal environmental impact.

THANK YOU



Praveg Limited

Westport, 18th Floor, Sindhu Bhavan Road,
Nr Taj Skyline, Off SP Ring Road,
Ahmedabad, Gujarat - 380 058
Email: info@praveg.com
Phone: +91-79-27496737, 27494266
Website: dizcoverpraveg.com/



Kirin Advisors Private Limited

713-B, Lodha Supremus II,
Wagle Estate, Thane West - 400 604.
Email: info@kirinadvisors.com
Phone: 022 4100 2455
Website: www.kirinadvisors.com

