



# Suven Pharmaceuticals Limited

# Risk statement



Except for historical information, all the statements, expectations and assumptions, including expectations and assumptions contained in this presentation may be forward-looking statements that involve number of risks and uncertainties. Although Suven attempts to be accurate in making these forward-looking statements, it is possible that future circumstances might differ from the assumptions on which such statements are based. Other important factors which could cause these statements to differ materially including outsourcing trends, economic conditions, dependence on collaborative programs, retention of key personnel, technological advances and continued success in growth of sales that may make our products/services offerings less competitive; Suven may not undertake to update any forward-looking statements that may be made from time to time.

13-Feb-20

2

Copyright © 2020 Suven Pharmaceuticals Limited

# FINANCIAL QUICK VIEW



	FY 20 Q3 to Q2
Revenue	-34.05%
EBIDTA	-42.85%
PAT	-35.16%

Please note: The growth figures of 9 months are not comparable to previous year, as it involves 3 months, due to demerger appointed date being 1 Oct 2018.

13-Feb-20

# MAJOR PROFITABILITY INDICATORS



	Q3 Dec 19	9 months- Dec 19
EBIDTA to Income	46.27%	48.44%
PAT to Income	27.98%	32.66%
EPS	2.71	17.04
Cash Flow to Income	31.25%	35.20%

13-Feb-20

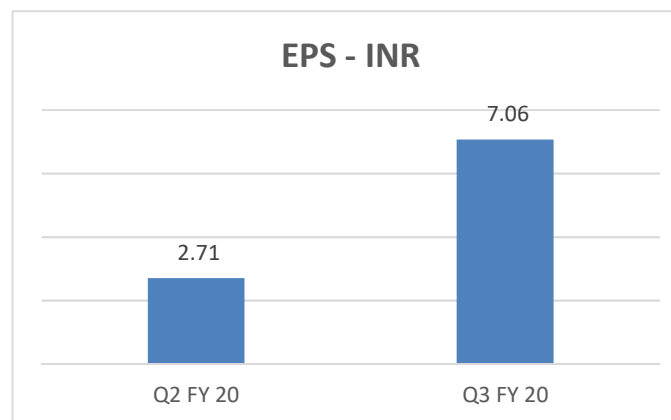
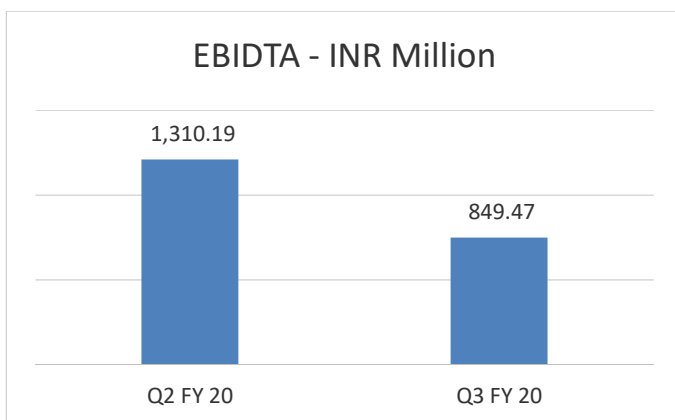
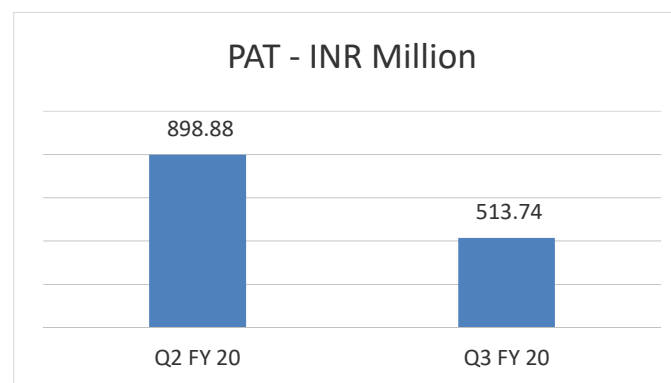
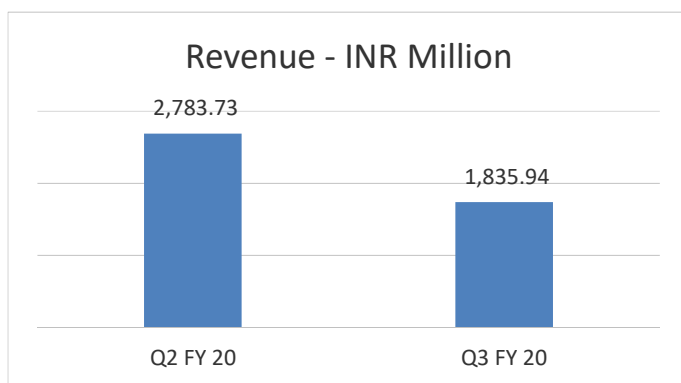
4

Copyright © 2020 Suven Pharmaceuticals Limited

# Q3 to Q2 COMPARISON



Current to previous quarter



13-Feb-20

# FINANCIAL SNAPSHOT

All figures are in INR Million, other than ratios and EPS

	FY 20 Q3	FY 20 Q2	Growth %	FY 19 Q3	Growth %	FY 20 9 mons *
Income	1,835.94	2,783.73	-34.05%	1,271.01	44.45%	6,618.03
EBITDA	849.47	1,310.19	-35.16%	496.27	71.17%	3,205.66
EBITDA Margin	46.27%	47.07%		39.05%		48.44%
EBIT	783.23	1,253.69	-37.53%	441.87	77.26%	3,030.80
EBIT Margin	42.66%	45.04%		34.76%		45.80%
Financing costs	71.76	39.91		10.46		146.09
Taxes	197.74	314.89		86.90		723.11
Net Profit after tax	519.99	899.16	-42.17%	344.51	50.93%	2,168.40
NP Margin	28.32%	32.30%		27.11%		32.76%
EPS (basic & diluted not annualised)	4.09	7.06		2.71		17.04
Paid up share capital (One Rupee Share)	127.28	127.28		127.28		127.28

\* Please note: The growth figures of 9 months are not comparable to previous year, as it involves 3 months, due to demerger appointed date being 1 Oct 2018.

# Background info on demerger



- Suven Pharmaceuticals Limited (SPL), a company incorporated in November 2018, was a Wholly Owned Subsidiary of Suven Life Sciences Limited (SLSL), effective February 2019.
- SLSL, post the Board Meeting on February 5, 2019, announced demerger of SLSL into:
  - Suven Life Sciences Limited, the demerged entity, to continue innovative research focused on Central Nervous System (CNS) disorders to meet huge unmet global medical needs.
  - Suven Pharmaceuticals Limited, the resultant entity, to continue the pharmaceutical business operations.
- The Scheme of Arrangement has since been approved by the Hon'ble National Company Law Tribunal (NCLT), Hyderabad bench vide its order on dated 6<sup>th</sup> January 2020

# Background info on demerger



- The Scheme, has become operative from the Appointed Date i.e., 1st October, 2018, but has become effective on 9th January, 2020 being the date on which certified copies of the Order of the NCLT, Hyderabad Bench sanctioning the Scheme was filed with the Registrar of Companies, Hyderabad, Telangana, both by the Demerged Company and Resulting Company.
- Having completed the demerger activities, the companies SPL and SLSL, has separated the accounts of each business entity. The financial results of the same has been presented from Q3 for each entity separately.
- Suven Pharmaceuticals Limited will be listed in stock exchanges in India and the is in progress.
- This presentation focus on financial results of Suven Pharmaceuticals Limited only.

8



# News Release



- The Board has declared an Interim Dividend of Re.2.50 per share (250% of face value of Rs. 1.00 each) and a one-time special dividend of Rs. 2.50 per share (250% of face value of RS. 1.00 each) totaling to Rs. 5.00 per share (500% of face value of Rs. 1.00 each) post demerger of Suven's CRAMS business.

13-Feb-20

9 Copyright © 2020 Suven Pharmaceuticals Limited