

DJ MEDIAPRINT & LOGISTICS LIMITED

(Formerly known as D J Logistic Solutions Private Limited)



DJMLCS/BSE362/2025-26

August 14, 2025

To,
The Manager-Listing
The Corporate Relation Department,
Bombay Stock Exchange of India Ltd
Phiroze Jeejeebhoy Towers,
Dalal Street, Mumbai 400 001.
BSE Scrip Code-543193

To,
The Manager-Listing
The Listing Department,
National Stock Exchange of India Ltd
Exchange Plaza, 5th Flr, Plot No C/1
G Block, BKC, Mumbai-400051.
NSE Symbol-DJML

ISIN: INEOB1K01014

Dear Sir/Madam,

Sub: Investors Presentation - Financial Results Q1/FY 2025-26

Please find enclosed the Investor Presentation on the Un-audited Financial Results (Standalone & Consolidated) for the quarter ended June 30, 2025.

The Investor Presentation is also being uploaded on the Company's website www.djcorp.in.

Request you to kindly take the same on record.

Thanking you,

Yours Sincerely,

For **DJ Mediaprint & Logistics Limited**



Khushboo Mahesh Lalji

Company Secretary & Compliance Officer

M.No.: A53405

Encl: a/a

ISO 9001-2015 • MSME & NSIC REGISTERED • CRISIL RATED

CIN: L60232MH2009PLC190567

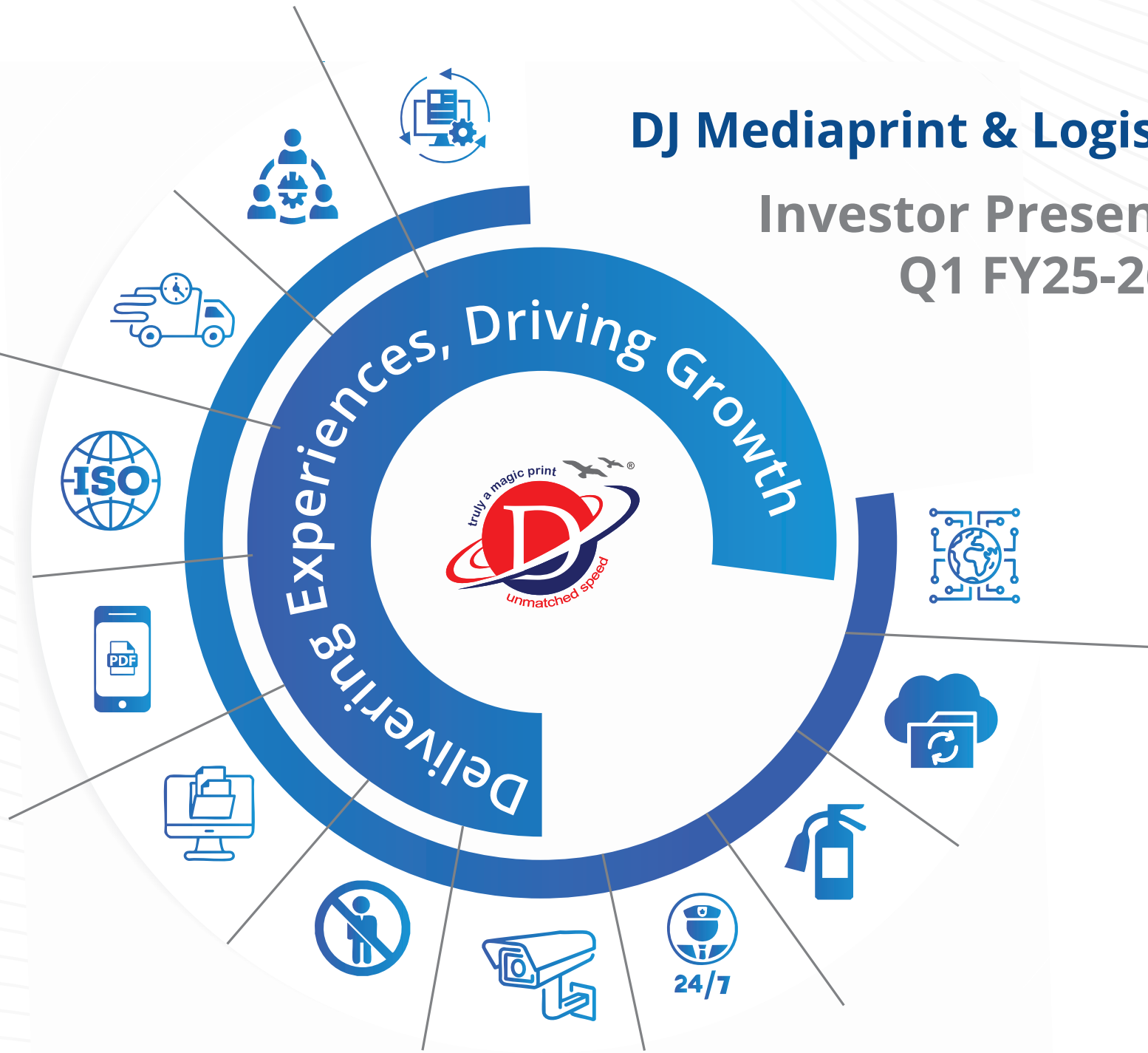
GST No: 27AADCD1937H1ZQ

Regd. Off: 24, 1st Floor, Palkhiwala House, Tara Manzil, 1st Dhobi Talao Lane, Marine Lines, Mumbai-400 002. Tel : 022-22002139 /40 /49; Email : sales@djcorp.in

Corp. off: U. P. Warehouse, Mafco Yard, Plot No. 4 to 9, First Floor, Sector 18, Vashi, Navi Mumbai - 400 703. Tel : 022-27889341-47, 27890831, 27888010-11, Website : www.djcorp.in

DJ Mediaprint & Logistics Limited

Investor Presentation Q1 FY25-26





COMPANY OVERVIEW

Since its incorporation in 2009, DJ Mediaprint & Logistics Limited (DJML) has evolved into a pioneering force in the printing and logistics, delivering a fully integrated suite of services designed to meet the diverse operational needs of clients across India and overseas. Building on its core expertise in commercial and security printing — including MICR cheque books, identity cards, OMR sheets, and high-volume variable data printing — DJML also provides comprehensive courier and postal services, covering Speed Post, Registered Post, Bill Mail, Direct Post, and specialized bulk mailing solutions. Beyond its core logistics capabilities, the company offers advanced Records Management and Document Management services, supported by over 4,00,000 sq. ft. of secure, ISO-certified facilities equipped with state-of-the-art RMS/DMS software, 24/7 security, fire safety systems, and restricted access protocols. Its portfolio extends to scanning and digitization, graphic design, bulk email/SMS/WhatsApp campaigns, newspaper advertising, software solutions, and manpower supply for corporate, hospitality, valet, and security staffing needs. DJML's end-to-end service model ensures clients benefit from a one-stop solution that streamlines workflows, reduces operational complexity, and enhances customer engagement. Serving a prestigious clientele that spans corporates, government and semi-government bodies, banking, financial services, insurance, healthcare, airlines, shipping, logistics, education, manufacturing, and retail sectors, DJML has built long-standing partnerships by adapting to evolving business needs, investing in cutting-edge technology, and maintaining an unwavering focus on quality, compliance, and timely delivery. With its integrated infrastructure, strong governance, and proven track record of operational excellence, the company is uniquely positioned to continue driving value for stakeholders and leading the industry in service innovation.

Q1 FY25-26 HIGHLIGHTS

REVENUE GROWTH

Sustained momentum across all business verticals, supported by new contracts and client retention.

MARGIN EXPANSION

Focus on operational efficiency, automation, and process optimization improved profitability

STRATEGIC INTEGRATION

Successful onboarding of Sai Links, boosting our mobility and manpower capabilities.

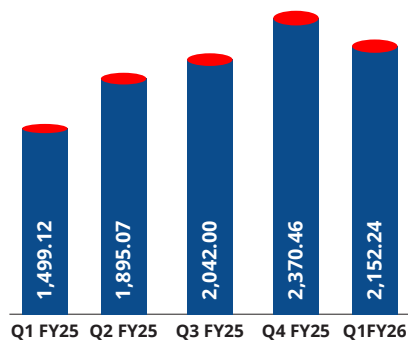
DIGITAL INVESTMENT:

Continued upgrades in AI, real-time tracking, and automation for competitive advantage

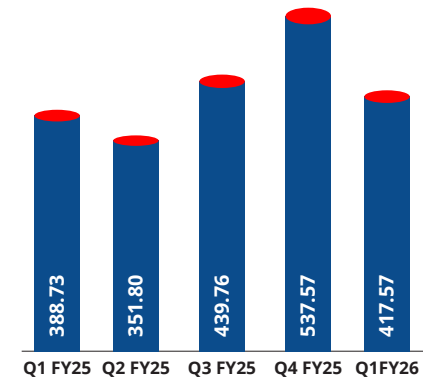


CONSISTENT IMPROVEMENT IN BUSINESS PERFORMANCE

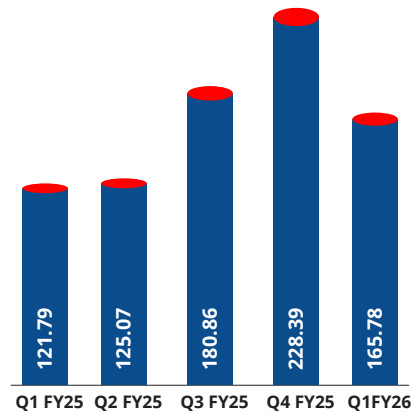
Revenue Trend (₹ In Lakhs)



EBITDA Trend (₹ In Lakhs)

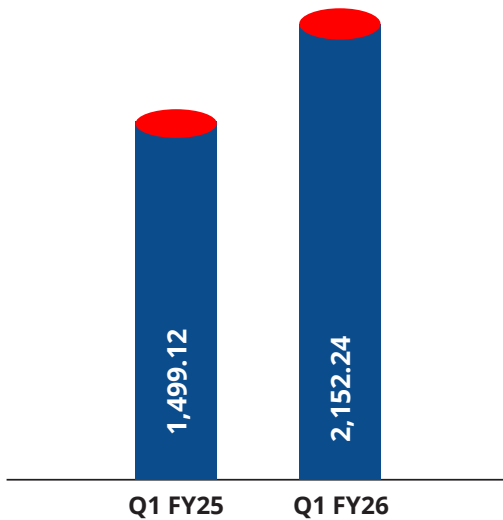


PAT Trend (₹ In Lakhs)

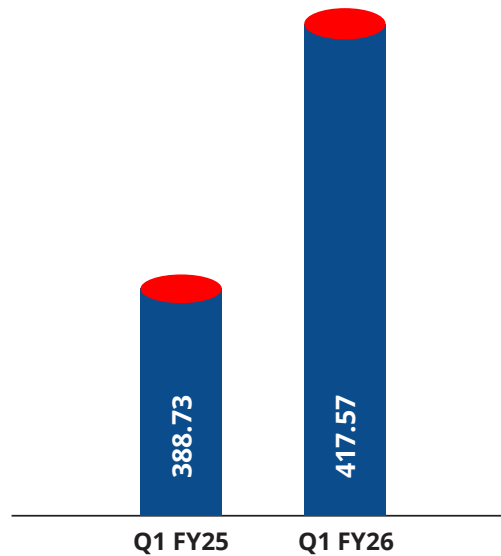


Q1 FY26 PERFORMANCE HIGHLIGHTS

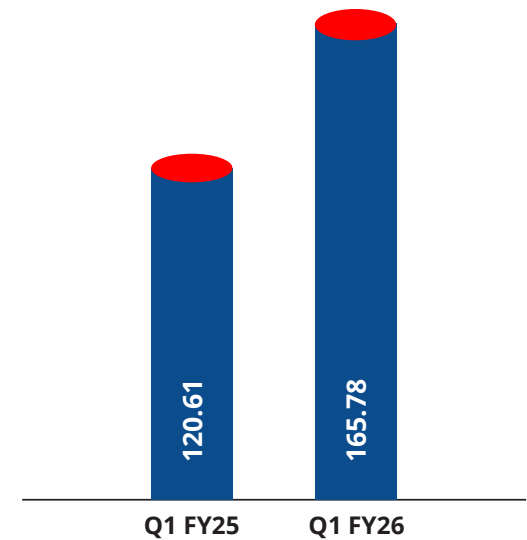
Revenue (Rs. In Lakhs)



EBITDA (Rs. In Lakhs)



PAT (Rs. In Lakhs)



OUR DNA CORE VALUES



CUSTOMER FIRST

Our operations are designed around client needs — from flexibility in delivery schedules to customized reporting formats.



INNOVATE TO ELEVATE

Adoption of anti-counterfeit printing, AI logistics routing, and eco-friendly materials keeps us ahead of the curve.



INTEGRITY IN ACTION

We follow strict compliance and ethical standards, essential when handling sensitive financial and government documents.



COLLABORATION & TEAMWORK

We work closely with clients, suppliers, and employees, ensuring knowledge-sharing and joint success.



SUSTAINABILITY MATTERS

Waste reduction, digital-first workflows, and EV adoption reduce our environmental footprint.



EXCELLENCE IN EVERYTHING

We constantly refine processes to maintain industry-leading quality standards.

BOARD COMPOSITION

Our Board of Directors provides strategic guidance and oversight, ensuring that we remain focused on our goals and objectives. Their expertise and guidance enable us to navigate complex challenges and capitalize on opportunities in an ever-changing business environment.



Mr. Dinesh Muddu Kotian
Founder and Managing Director



Mr. Deepak Bhojane
Whole Time Director



Mr. Deepak Salvi
Whole Time Director



Mr. Devadas Alva
Non-Executive Directors



Mr. Dwarka Gattani
Non-Executive Directors



Mr. Navinchandra Rama Sanil
Independent Directors



Ms. Nirmala Patwa
Independent Directors



Mr. Ganesh Dhonde
Independent Directors

GOVERNANCE FRAMEWORK BUILDING TRUST AND TRANSPARENCY



OUR GUIDING PRINCIPLES

EMPOWERING INNOVATION

We foster a culture of innovation and entrepreneurship, encouraging creativity and calculated risk-taking.

CARING FOR OUR STAKEHOLDERS

We prioritize the well-being of our stakeholders, including employees, customers, and communities.

LEADING WITH EXCELLENCE

We strive for excellence in leadership, guiding our organization with vision, integrity, and expertise.

DELIVERING QUALITY

We are committed to delivering high-quality products and services, exceeding expectations and setting industry benchmarks.

DRIVING GROWTH THROUGH INNOVATION

We encourage innovation and continuous improvement, leveraging technology and best practices to drive growth and sustainability.



INTEGRITY AND COMPLIANCE

The foundation of our culture

OUR COMMITMENT TO ETHICS AND COMPLIANCE

Our Code of Business Conduct and Ethics serves as a guiding framework for our directors, officers, and employees, ensuring that we conduct business with integrity and make decisions that align with our values.

BENEFITS OF OUR APPROACH

A strong culture of integrity and compliance enables us to attract and retain top talent, cultivate strong relationships, and confidently explore new market opportunities.



OUR GOVERNANCE STRUCTURE

BOARD OF DIRECTORS:

Our Board provides strategic guidance and oversight, safeguarding the interests of shareholders and stakeholders while driving sustainable growth.

COMMITTEES

Our committees play a vital role in overseeing management performance, strategy development, and governance enhancement, ensuring that our organization is managed effectively and efficiently.

How Our Governance Structure Works

CLEAR ROLES AND RESPONSIBILITIES

Our governance structure delineates clear roles and responsibilities for each business entity, empowering them to fulfill their mandates effectively.

DELEGATION OF AUTHORITY

We facilitate delegation of authority and empowerment at all levels, fostering a culture of ownership and accountability that drives organizational excellence and value creation.

REGULAR EVALUATIONS

We conduct regular evaluations to ensure the efficacy and adaptability of our governance structures, allowing us to evolve in tandem with changing business dynamics and regulatory landscapes.

Benefits of Our Governance Framework

EFFECTIVE LEADERSHIP:

Our governance framework ensures effective and ethical leadership, promoting responsible business practices and long-term sustainability.

ROBUST OVERSIGHT

Our governance structure facilitates robust oversight and management of our affairs, safeguarding the interests of shareholders and stakeholders.

ORGANIZATIONAL EXCELLENCE

Our governance framework drives organizational excellence and value creation, empowering us to achieve our strategic objectives and drive sustainable growth.

Effective Governance: The Role of the Board and Committees

The Board's Key Responsibilities:

STRATEGIC DIRECTION

The Board oversees the development and implementation of the Company's strategic plans, ensuring that they align with the organization's goals and objectives.

PERFORMANCE EVALUATION

The Board evaluates the Company's economic, financial, and non-financial performance, providing guidance and oversight to ensure that the organization is meeting its targets.

LEADERSHIP DEVELOPMENT

The Board appoints and assesses members of the Executive Board, ensuring that the Company has the leadership it needs to drive growth and sustainability.

The Role of Committees:

SPECIALIZED OVERSIGHT

The Board establishes committees to provide specialized oversight and guidance in key areas of corporate governance, such as audit, nomination and remuneration, and stakeholder relationships.

EXPERTISE AND INSIGHTS:

These committees comprise seasoned professionals with diverse expertise, providing valuable insights and guidance to the Board and management.

RISK MANAGEMENT AND PERFORMANCE EXCELLENCE:

The committees help to identify and mitigate risks, drive performance excellence, and ensure that the Company is managed in a responsible and sustainable way.



OUR STRATEGIC PILLARS

- **DIGITAL ACCELERATION**

Leveraging automation and analytics to reduce turnaround times and enhance service reliability.

- **CUSTOMER OBSESSION**

Retention and upselling driven by long-term client relationships and personalized solutions.

- **STRATEGIC FORESIGHT**

Agile planning to respond quickly to market changes and regulatory updates.

- **SOCIAL RESPONSIBILITY**

CSR initiatives that improve community welfare and align with SDG goals.

- **GOVERNANCE & INTEGRITY**

Transparent operations and reporting, fostering investor confidence.

- **OPERATIONAL EXCELLENCE**

Standardized workflows for consistency and cost control.

- **CUSTOMER INSIGHTS**

Real-time feedback mechanisms to guide service enhancements.



JOURNEY & MILESTONES

Over the past two decades, DJML has grown through strategic acquisitions and seamless business integration. Our commitment to innovation, opportunity, and execution continues to drive us toward new milestones.

Foundational Years

1999-2006

1999: DJ Corporation founded in Mumbai, India, by Mr. Dinesh Kotian, focusing on Courier & Logistics services, securing LIC as its first major client.

2000: Expansion into Bulk Mailing with acquisition of Postal Bulk Mailing License and Speed Post License.

2006: Branch expansion in Mumbai to meet growing demand.

2008: In-house printing initiated for comprehensive print-to-post solutions.

2009: Incorporation of DJ Logistics Solutions Pvt. Ltd.

2011: Expansion to New Delhi with two branches and acquisition of CRISIL rating.

2015 : Diversification into bulk scanning and storage services.

Expansion and Diversification

2008-2015

Growth and Transition

2016-2019

2016: Establishment of corporate office and factory in Navi Mumbai.

2017: Transition to DJ Mediaprint & Logistics Ltd. for enhanced customer satisfaction.

2018: Introduction of record management and newspaper advertisement services, attaining ISO certifications.

2019: Entry into security printing business with IBA-approved Security Printing License.

2020: Listing on BSE SME Platform, marking a financial milestone.

2021: Branch expansion in Goa and additional record management center in Bhiwandi, with added services like video conferencing and software solutions.

2022: Migration to BSE Mainboard, signifying growth and market recognition.

Listing and Further Expansion

2020-2022

International Presence and Recent Developments

2023-2025

2023: Migrated to BSE & NSE Mainboard; added record management centers.

2024: Upgraded with new trailers, digital printers; opened office in Guangzhou, China.

2025: Issued 2:1 bonus shares; acquired 51% of Sai Links; expanded centers in Bhiwandi & Mysuru; allotted convertible warrants.

OUR BUSINESS SEGMENTS

EMPOWERING BUSINESS SUCCESS

At DJ Mediaprint & Logistics Ltd. (DJML), we offer a comprehensive suite of services designed to meet the evolving needs of our clients across a wide range of sectors including banking, finance, insurance, government, education, and retail. Our core expertise encompasses data processing, secure printing, smart card personalization, kitting and packaging, warehousing, distribution, and end-to-end logistics solutions.

With over two decades of industry experience, DJML has built a strong reputation for delivering customized,

scalable, and cost-efficient services that empower businesses to focus on their core operations. We pride ourselves on maintaining high standards of quality, accuracy, and compliance, especially in handling sensitive data and time-critical assignments.

Our advanced infrastructure, integrated IT systems, and strategically located facilities enable us to manage large volumes with speed and precision. From designing personalized communication materials to executing nationwide distribution campaigns, DJML provides complete support under one roof.

Our commitment to innovation, integrity, and customer satisfaction drives everything we do. As business landscapes continue to shift, we remain agile and forward-thinking, helping our clients stay competitive through smart logistics, reliable service delivery, and digital transformation.

KEY BUSINESS SEGMENTS & OFFERINGS

CONTENT WRITING, DESIGNING, PRINTING & SECURITY PRINTING EXPERTISE

Everything your brand needs
UNDER ONE ROOF!



CONTENT WRITING &
DESIGNING



PRINTING
SERVICE



SECURITY PRINTING
SERVICE

- ✓ Craft compelling narratives and captivating visuals that resonate with your target audience.
- ✓ Expertise in designing and content writing to enhance brand identity and communication objectives.
- ✓ Deliver high-quality printing services, including commercial, digital, and variable data printing (VDP).
- ✓ State-of-the-art technology and rigorous quality checks ensure superior outcomes.
- ✓ IBA approved Security Printer
- ✓ Safeguard critical documents and assets with our dedicated security printing services.
- ✓ Features include personalized MICR cheque books, identity cards, and OMR answer sheets.

LOGISTICS SOLUTIONS



Comprehensive Logistics Solutions

Safe, Seamless, and Nationwide

At DJML, our logistics solutions are designed to streamline the movement of goods through efficient acquisition, secure storage, and reliable transportation—right up to the final destination. Every step is executed by trained professionals who follow standardized, process-driven protocols to ensure accuracy and security.

We provide end-to-end relocation and transportation services, including expert packing, loading, transit, unloading, and unpacking across India. With our own fleet under operation, we ensure added control and security, significantly reducing risks of theft, pilferage, and damage. Our integrated approach guarantees hassle-free, on-time deliveries tailored to diverse client needs.



To ensure best last mile connectivity



Online tracking facility



Dedicated manpower and Company vehicles



24X7, 365 days operations



Door to door pick-up & delivery



On time delivery



Late pick-ups and early connectivity

DOCUMENT LOGISTICS SOLUTIONS

Authorized Bulk Mailer – India Post

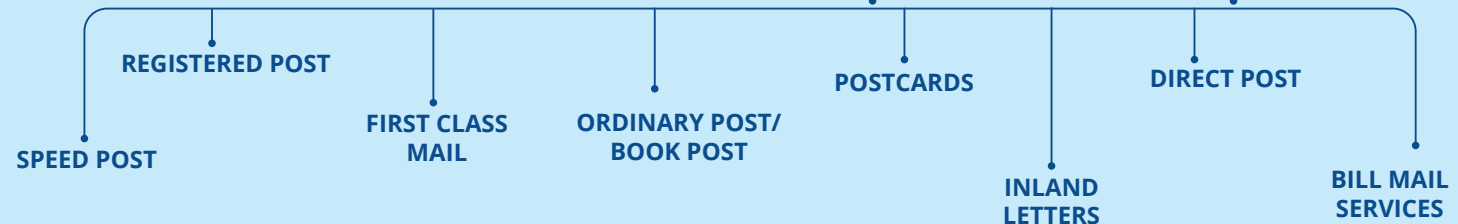
We offer end-to-end bulk mailing solutions including Speed Post, Registered Post, First-Class Mail, Bill Mail, Direct Post, and more.

FROM PICK-UP TO DISPATCH, OUR SERVICES COVER:

- ✓ Cutting, Folding, Inserting, Pasting
- ✓ Sorting by PIN, Bundling, Bagging, Franking
- ✓ Track & Trace, MIS Reporting, Returns Handling

● RELIABLE ● ORGANIZED ● TRACKABLE

Mass mailing made efficient with DJML.



163 NATIONAL SPEED POST CENTERS

850 STATE SPEED POST CENTERS IN INDIA

97 MAJOR COUNTRIES AROUND THE GLOBE



SCANNING & RECORD MANAGEMENT SERVICES

- ✓ Efficiently digitize and organize documents for easy access and retrieval.
- ✓ Secure storage facilities and advanced RMS/ DMS software ensure data confidentiality and integrity.
- ✓ More Than 4,00,000 Sq Feet Storage
- ✓ RMS Facilities at Multiple Cities
- ✓ Secure Storage
- ✓ Authorized Access



OTHER SERVICES

BULK EMAIL, WHATSAPP AND SMS SERVICES



- ✓ Expand reach and enhance customer engagement with personalized, targeted communications.
- ✓ Features include email designing, delivery reports, and contact list management.

BULK SCANNING SERVICES



- ✓ **End-to-End Bulk Scanning Solutions**
We offer high-speed, secure scanning of large volumes of documents—on-site or off-site—including document preparation, OCR-enabled indexing, secure digital storage, and easy retrieval.
- ✓ **Records Management & Secure Disposal**
Our services include regular document rotation, MIS reporting, and certified shredding post-digitization—ensuring compliance, confidentiality, and efficient lifecycle management.

OTHER SERVICES

NEWSPAPER ADVERTISING SERVICES



- ✓ Maximize reach and impact with tailored newspaper advertising solutions.
- ✓ Publish financial results, classified ads, and recruitment notices in prestigious newspapers.

MANPOWER SUPPLY SERVICES



- ✓ Connect talented individuals with the right opportunities.
- ✓ Rigorous candidate validation process ensures the highest standards of quality and reliability.

WHY CHOOSE DJML?



Expertise in Multiple Areas

We offer a diverse range of services, ensuring expertise in multiple areas.



State-of-the-Art Technology

We leverage cutting-edge technology to deliver high-quality services.



Rigorous Quality Checks

Our quality checks ensure superior outcomes and client satisfaction.



Secure and Efficient Operations

We prioritize security and efficiency in all our operations.

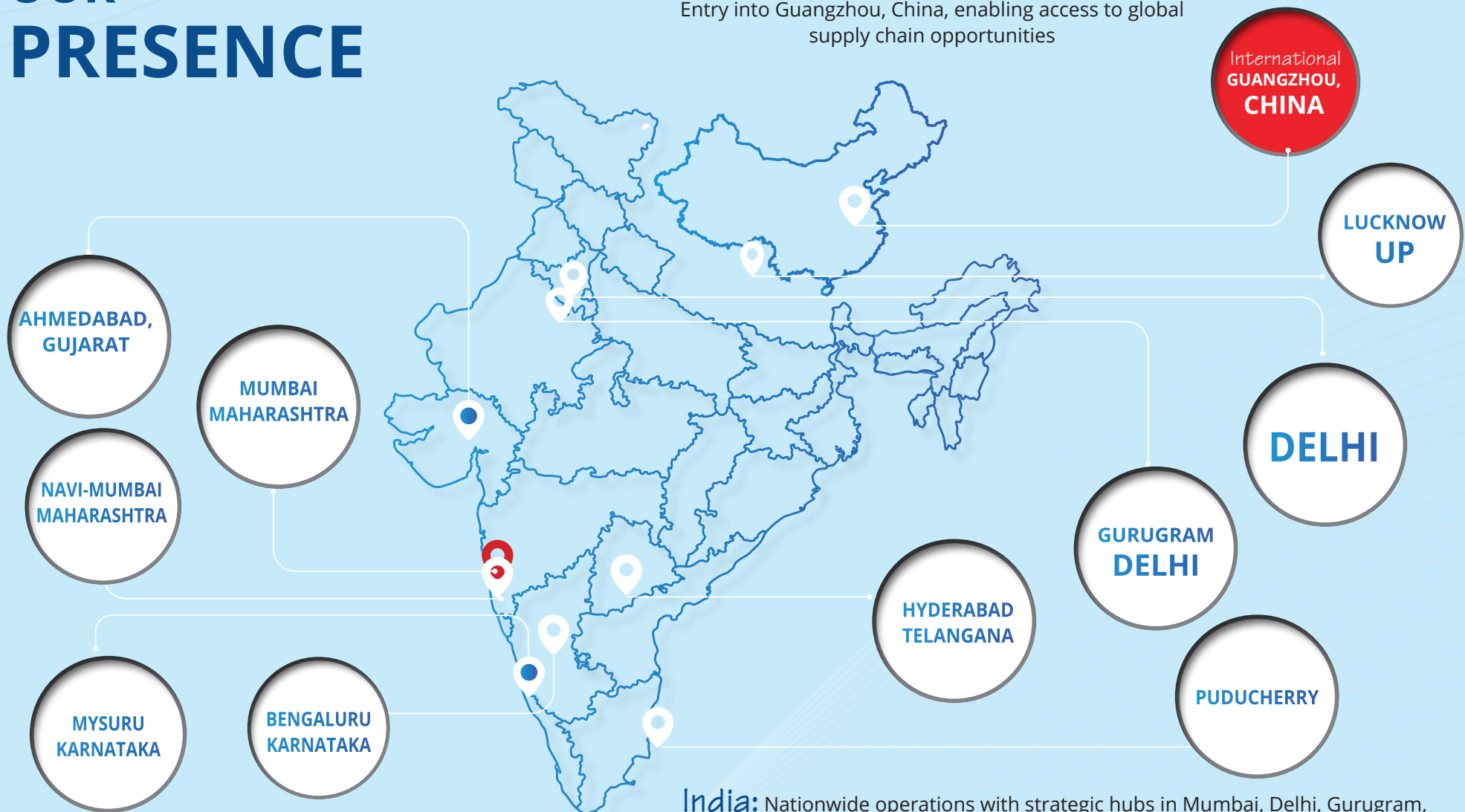


Personalized Solutions for Clients

Our services are tailored to meet the unique needs of each client

OUR PRESENCE

International
Entry into Guangzhou, China, enabling access to global supply chain opportunities



India: Nationwide operations with strategic hubs in Mumbai, Delhi, Gurugram, Hyderabad, Puducherry, Bengaluru, Mysuru Ahmedabad, and more — ensuring regional coverage for clients.

Infrastructure: Over 4,00,000 sq ft of secure facilities designed for document storage, processing, and distribution.



DIGITAL TRANSFORMATION

Our approach is centered around harnessing the power of technology to drive efficiency, transparency, and customer satisfaction.

OUR DIGITAL VISION

We're committed to leveraging digital technologies to transform our operations, enhance customer experience, and drive business growth.

EFFICIENCY AND PRODUCTIVITY

Streamlining operations and reducing costs through digital solutions.

CUSTOMER-CENTRIC APPROACH

Providing real-time tracking, automated documentation, and streamlined communication to improve customer satisfaction.

EMPOWERING A DIGITAL FUTURE

Our commitment to digital excellence is driving innovation and growth in the logistics industry.

By leveraging cutting-edge digital tools and technologies. Our future plans are focused on continuing to innovate and invest in digital technologies, and we are excited about the opportunities that lie ahead.

PROFIT & LOSS STATEMENT - YEAR ON YEAR COMPARISON

Particulars (₹ Lakhs)	Q1 FY26	Q1 FY25	YoY
Revenue from Operations	2,152.24	1,499.12	
Other Income	5.38	5.25	
Total Income	2,157.62	1,504.37	43.42
Cost of materials consumed	2,339.13	913.94	
Purchase of Stock in Trade	44.05	3.64	
Changes in Inventories of Finished Goods, WIP & Stock in Trade	(792.12)	36.04	
Employee Benefit Expenses	91.12	74.38	
Other Administrative Expenses	57.87	87.64	
EBITDA	417.57	388.73	7.42
Depreciation and Amortization Expense	146.93	189.14	
EBIT	270.64	199.59	
Finance Cost	68.77	67.71	
Profit before Tax	201.87	131.88	
Current Tax	50.39	37.72	
Deffered Tax	(14.30)	-	
Short/Excess Tax	-	(26.45)	
Profit After Tax	165.78	120.61	37.45
Other Comrehensive Income	1.12	1.18	
Total Comprehensive Income	166.89	121.79	
PAT Margin (%)	7.75	8.12	
EPS (in ₹)	0.51	1.12	
DEPS (in ₹)	0.51	1.12	

Q1 FY26 **STANDALONE SEGMENT UPDATE**

SEGMENT PARTICULARS		Q1 FY26	Q1 FY25
Revenue from Operations	Total Revenue	21.52	14.99
Total Income	EBITDA	4.12	3.83
Printing	Revenue	14.35	10.2
	EBITDA	2.71	3.42
Services	Revenue	7.17	4.79
	EBITDA	1.41	0.41

HISTORICAL DATA - PROFIT & LOSS ACCOUNT

Particulars (₹ Lakhs)	FY21	FY22	FY23	FY24	FY25
Revenue from Operations	2,466.12	4,734.47	5,055.36	5,704.10	7,806.69
Other Income	15.76	14.54	17.84	20.92	22.44
Total Income	2,481.88	4,749.01	5,073.20	5,725.02	7,829.13
Cost of materials consumed	2,266.95	3,765.08	2,985.27	2,468.84	5,880.81
Purchase of Stock in Trade	-	219.18	665.89	250.34	68.71
Changes in inventories of finished goods, WIP and Stock in trade	(421.57)	(248.87)	(309.34)	694.97	(1,342.87)
Employee Expenses	111.66	181.83	268.12	338.10	342.66
Other Administrative Expenses	210.35	169.39	610.97	566.07	1,161.97
EBITDA	314.49	662.40	852.29	1,406.70	1,717.85
Depreciation and Amortization Expense	71.50	129.09	261.63	531.78	660.27
EBIT	242.99	533.31	590.66	874.92	1,057.58
Finance Cost	71.41	112.09	132.48	244.20	252.67
Profit before Tax	171.59	421.22	458.18	630.72	804.91
Tax					
Current Tax	47.74	124.29	154.50	185.00	202.60
Deffered Tax	(2.59)	(3.70)	(29.12)	(49.84)	(70.04)
Short/Excess Tax	-	-	-	(8.38)	17.44
Profit After Tax	126.44	300.63	332.80	503.94	654.91
Items that will be reclassified to profit or loss	-	0.65	0.83	6.61	(0.09)
Total Comprehensive Income	126.44	301.28	333.64	510.56	654.82
PAT Margin (%)	5.13	6.36	6.60	8.95	8.39
EPS	4.20	2.78	3.07	4.65	2.02
DEPS	4.20	2.78	3.07	4.65	2.59

HISTORICAL DATA - BALANCE SHEET - ASSETS

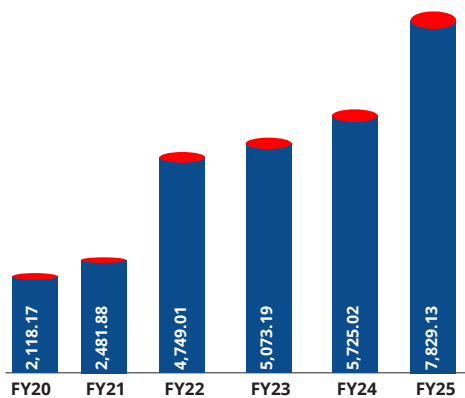
Assets (₹ Lakhs)	Mar-21	Mar-22	Mar-23	Mar-24	Mar-25
Non Current assets					
Property, Plant and Equipment	220.71	529.72	1,060.62	1,962.97	1,764.95
Capital work-in-progress	-	-	-	-	-
Intangible Assets	61.83	41.22	20.61	-	-
Intangible Assets under development	-	-	-	-	-
Right Use of Assets	243.50	195.30	136.45	206.84	135.08
Financial Assets					
Investments	5.38	5.45	6.19	10.05	779.70
Loans	37.84	72.40	50.27	45.86	89.57
Other financial assets					
Deferred tax assets (net)	15.17	18.87	48.00	97.84	167.88
Other non-current assets	-	-	218.20	0.19	0.19
Total Non Current Assets (A)	584.44	862.97	1,540.34	2,323.76	2,937.37
Current Assets					
Inventories	772.66	1,021.53	1,330.88	635.90	1,978.78
Financial Assets					
Investments	-	-	-	-	-
Trade receivables	860.38	1,627.51	1,182.74	1,797.29	2,565.66
Cash and cash equivalents	10.73	78.91	69.07	44.50	51.42
Bank balances other than above	-	-	-	-	-
Loans & Advances	24.20	12.83	51.03	52.73	-
Current Tax Assets (Net)	54.15	93.44	109.38	101.24	433.38
Other current assets	80.86	320.03	418.32	1,049.35	2,137.09
Total Current Assets (B)	1,802.99	3,154.25	3,161.42	3,681.02	7,166.33
Total Assets (A+B)	2,387.43	4,017.22	4,701.77	6,004.78	10,103.68

HISTORICAL DATA - BALANCE SHEET - LIABILITIES

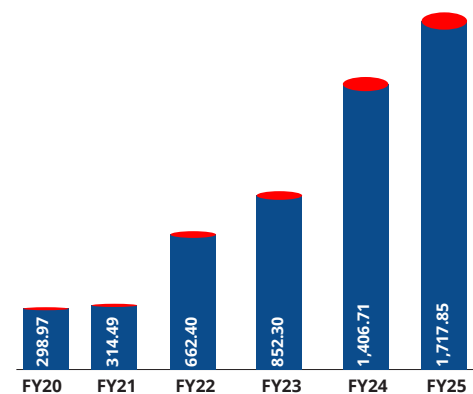
Liabilities (₹ Lakhs)	Mar-21	Mar-22	Mar-23	Mar-24	Mar-25
Equity					
Equity Share capital	421.39	1,082.78	1,082.78	1,082.78	3,248.35
Other Equity	318.47	1,444.70	1,777.48	2,271.81	739.40
Non-Controlling Interest	-	-	-	-	-
Share application money pending allotment	-	-	-	-	2,371.51
Total Equity (A)	739.86	2,527.48	2,860.27	3,354.59	6,359.26
Financial liabilities					
Borrowings	236.51	281.27	433.92	555.58	346.73
Lease Liabilities	259.56	207.47	143.77	233.19	163.45
Provisions	-	-	-	-	-
Deferred tax liabilities (Net)	-	-	-	-	-
Total Non Current Liabilities (B)	496.07	488.74	577.69	788.77	510.19
Financial liabilities					
Borrowings	100.64	241.90	653.90	990.59	1,292.57
Lease Liabilities	-	-	-	-	-
Trade Payables	914.35	471.78	301.50	604.93	1,598.17
Other financial liabilities	-	-	-	-	-
Provisions	61.64	138.43	162.38	190.23	208.21
Other current liabilities	25.32	66.22	64.32	71.35	73.83
Current tax liabilities (Net)	49.55	82.67	81.71	4.32	61.46
Total Current Liabilities (C)	1,151.50	1,001.00	1,263.81	1,861.42	3,234.23
Total Equity and Liabilities (A+B+C)	2,387.43	4,017.22	4,701.77	6,004.78	10,103.68

HISTORICAL DATA

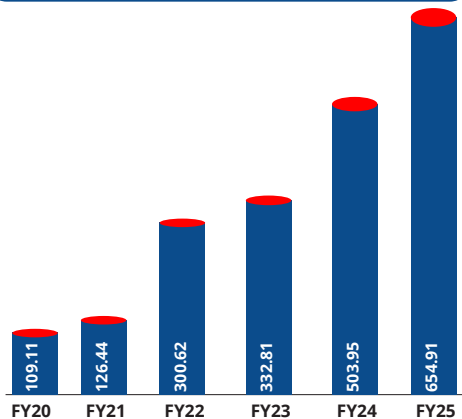
Revenue (₹ In Lakhs)



EBITDA (₹ In Lakhs)



PAT (₹ In Lakhs)





CORE STRENGTHS

NATIONWIDE REACH

Proximity to clients enables faster service delivery and stronger engagement

INTEGRATED SETUP

Control over production, storage, and distribution ensures quality consistency.

COMPREHENSIVE OFFERINGS

Reduces dependency on multiple vendors for clients.

TALENT DEVELOPMENT

Skilled workforce with specialized training in printing, logistics, and compliance.

SUSTAINABILITY

Commitment to eco-friendly operations .

PARTNERSHIPS

Collaborations enhance service portfolio and market access.

Thank You

REGISTERED OFFICE

24, 1st Floor, Palkhiwala House, Tara Manzil,
1st Dhobi Talao Lane, Mumbai – 400 002.

CORPORATE OFFICE

UP Warehouse, Mafco Yard, Plot No. 4 to 9,
1st Floor, Sector-18, Vashi, Navi Mumbai – 400 703.

Email : sales@djcorp.in | Web : www.djcorp.in

Contact Us!

Dhanraj Kunder

CFO, DJ Mediaprint & Logistics Limited
ghanraj.kunder@djcorp.in

Khushboo Lalji

Company Secretary, DJ Mediaprint & Logistics Limited
cs@djcorp.in

