



CyberTech
Systems and Software Limited

Earnings Presentation Q1FY22

23rd July, 2021

©2020, CyberTech Systems and Software Limited , All Rights Reserved

Safe Harbor

This presentation has been prepared by CyberTech Systems and Software Limited solely to provide information about the Company.

No representation or warranty, express or implied is made as to, and no reliance should be placed on, the fairness, accuracy, completeness or correctness of such information or opinions contained herein. None of the Company nor any of its respective affiliates, advisers or representatives, shall have any liability whatsoever (in negligence or otherwise) for any loss howsoever arising from any use of this presentation or its contents or otherwise arising in connection with this presentation.

The information contained in this presentation is only current as of its date. The Company may alter, modify or otherwise change in any manner the content of this presentation, without obligation to notify any person of such revision or changes. Certain statements made in this presentation may not be based on historical information or facts and may be "forward-looking statements", including those relating to the Company's general business plans and strategy, its future financial condition and growth prospects, and future developments in its industry and its competitive and regulatory environment. Actual results may differ materially from these forward-looking statements due to a number of factors, including future changes or developments in the Company's business, its competitive environment, information technology and political, economic, legal and social conditions in India.

Please note that this presentation is based on the publicly available information on CyberTech including but not limited to Company's website and Annual Reports.

This communication is for general information purposes only, without regard to specific objectives, financial situations and needs of any particular person. Please note that investments in securities are subject to risks including loss of principal amount.

This presentation does not constitute an offer or invitation to purchase or subscribe for any shares in the Company and neither any part of it shall form the basis of or be relied upon in connection with any contract or commitment whatsoever.



CyberTech
Systems and Software Limited



Agenda

- 1 Company Overview**
- 2 Financial Performance**

Company Overview

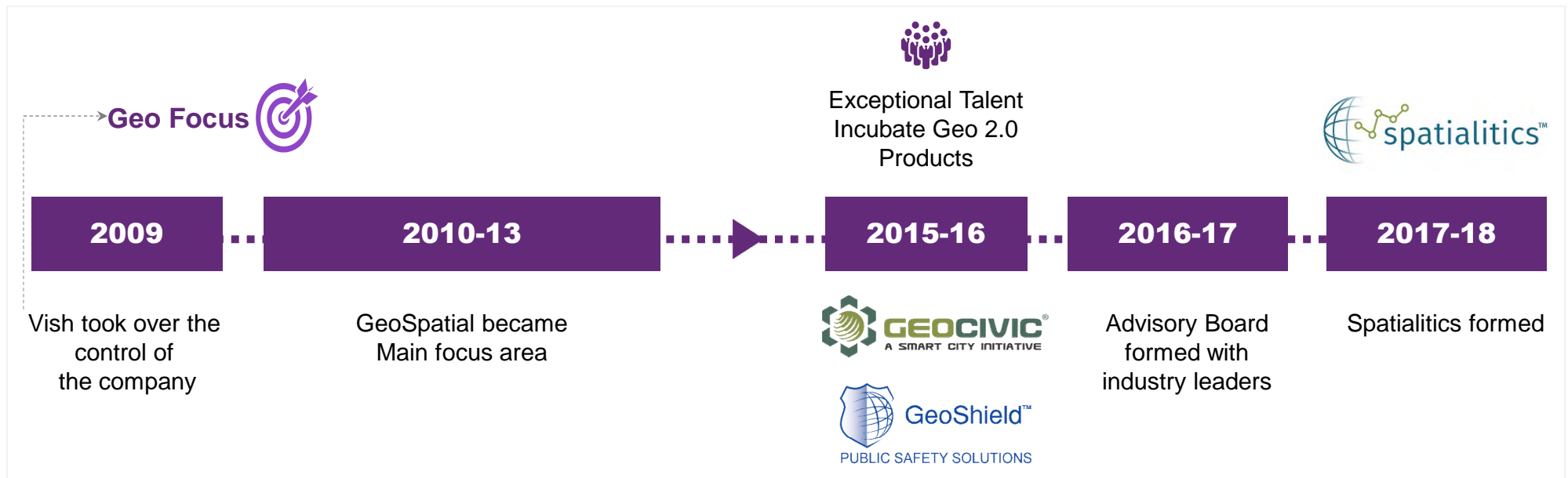
About Company

- CMMI Level 3 Next-Gen Solutions & Services Company – Focused on Esri and SAP Cloud Platforms, SAP S/4 HANA
- Global footprint with a team of over 500 professionals
- SAP CoE with 100+ SMEs
- World's largest Geospatial CoE with 300+ Geospatial SMEs
- Partnerships with Leading Technology Players - SAP, Esri, Cisco, Salesforce and Microsoft
- Locations - USA (Chicago, Philadelphia, Los Angeles, Denver, Salt Lake City) and India (Mumbai, Pune)
- Owns a state-of-the-art development center at Thane

PARTNERSHIPS



Corporate Timeline



Next – Generation Offerings

SOLUTIONS

- Digital Transformation
- Next-gen Spatial Analytics
- Digital Fabric Overlay
- SAP S/4HANA Transformation
- Cloud Transformation
- Smart City Digitization

PRODUCTS



Public Safety

Intelligence Led Policing



Utilities

Asset & Workforce Management



Healthcare

Healthcare



Smart City

Property Tax Management



Executive Management

Vish Tadimety Chairman and CEO

- Co-founded the company in 1990 and led the company's growth in several practice areas including networking, enterprise solutions and GIS to a substantial scale.
- Set up and managed multiple international offices in Europe, APAC, Latin America and Japan.
- Co-founded Corliant in 2007 with Cisco partnership and later acquired by Accenture.
- Has extensive experience as a turnaround specialist, raising capital from public markets, strategic partners and venture funds

Steven Jeske Group CFO and Director

- Steve is a serial entrepreneur having been involved in the formation, financing and growth of several high profile start-ups.
- Group CFO of CyberTech since 1999.
- Key partner of strategy and financial decisions.
- Co founder of Corliant, along with Vish.
- CPA, former manager at PWC. Holds an undergraduate degree in accounting from the University of Illinois and a Masters of Business Administration degree from the University of Chicago.

Ramasubramanian S. Executive Director

- Raman has a vast experience of 25 years and heads the global operations . He is an expert in strategic planning, budgeting, forecasting and taxation.
- Responsible for bringing critical financial controls to the Company
- His experience has helped in streamlining the Company's accounting policies, procedures, strengthen controls and facilitated relationships with the Company's auditors, bankers, lawyers, and consultants.

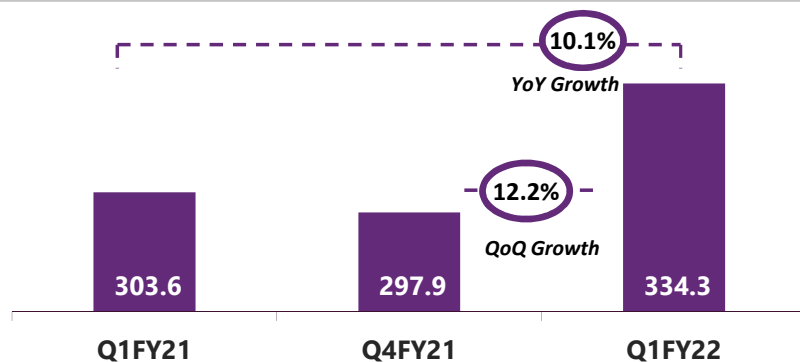
Financial Performance

Financial Summary – Q1FY22

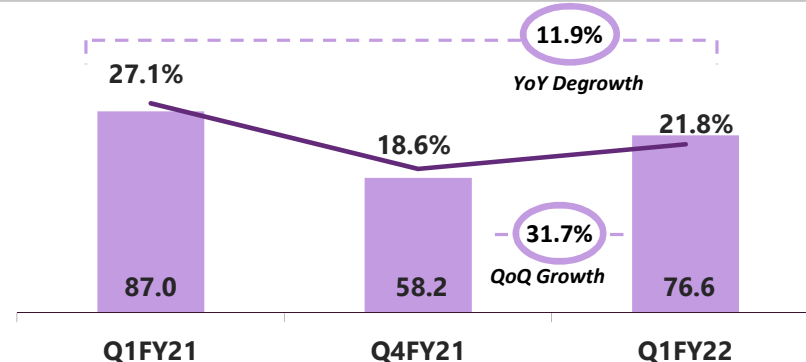
- Total Revenue at ₹ 351.0 million; up 12.4% Q-o-Q and 9.4% Y-o-Y
- Operating Revenue at ₹ 334.3 million; up 12.2% Q-o-Q and 10.1% Y-o-Y
- Reported EBITDA at ₹ 76.6 million (21.8% of total revenue)
- PBT at ₹ 57.0 million (16.2% of total revenue)
- Net Profit at ₹ 39.4 million (11.2% of total revenue)

Financial Highlights – Q1FY22

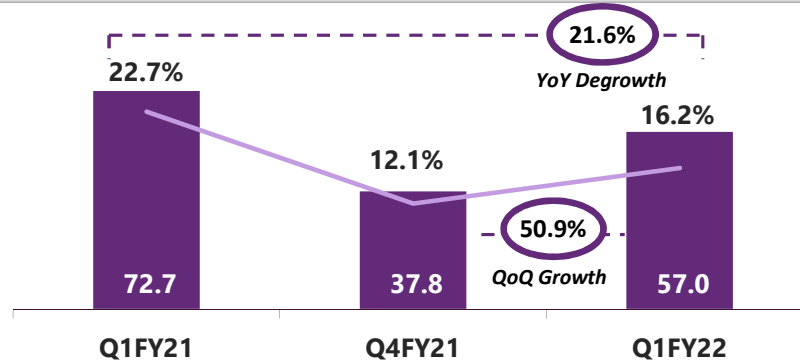
Comparable Operating Revenue (₹ Mn)



Reported EBITDA (₹ Mn) & Margin (%)

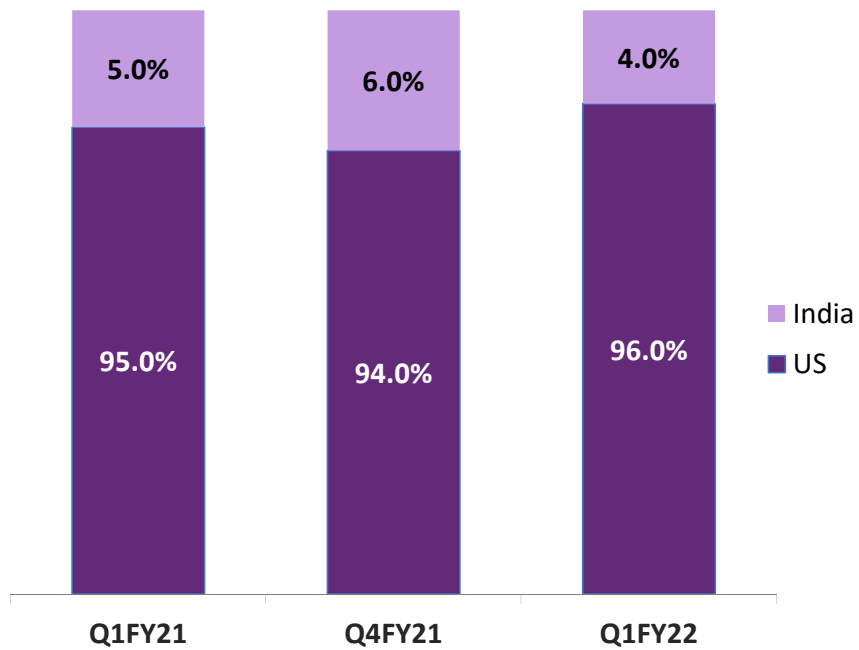


Reported PBT (₹ Mn) & Margin (%)

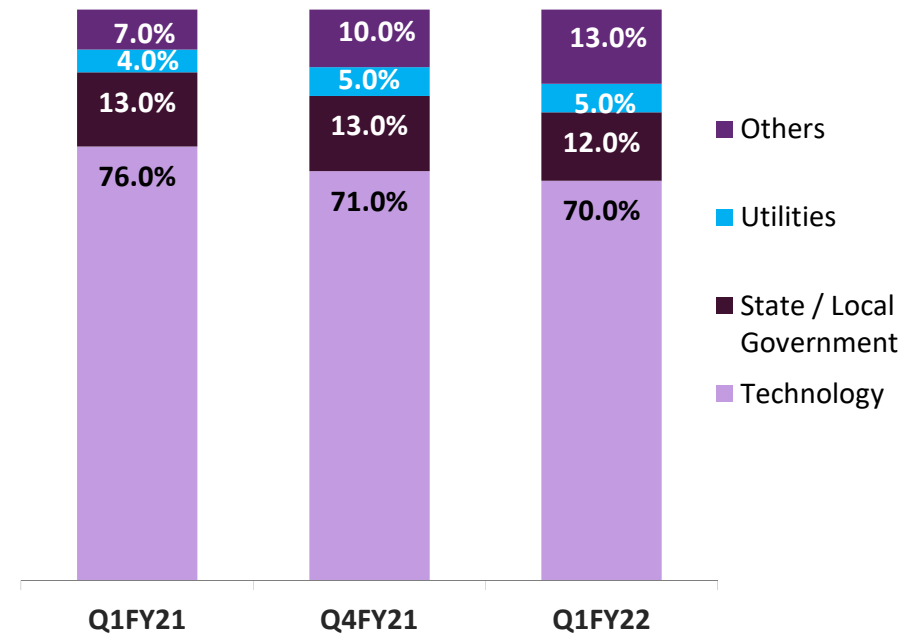


Revenue Metrics – Q1FY22

Revenue By Region



Revenue By Industry



Operational Highlights – Q1FY22

Client

- Added 02 new clients
- Total active client 50 (LTM)
- Top Client revenue 46%
- Top 3 Client revenue 64%

Employee


- Total Employees 502 as on 30th June 2021

Demand

- Number of Projects - 104

Consolidated Quarterly P&L – Q1FY22

Sr No.	Consolidated Unaudited Financial Statements for the Quarter ended (All figures in INR Million except EPS)	30-Jun-21 Q1FY22	31-Mar-21 Q4FY21	Q-o-Q Growth	30-Jun-20 Q1FY21	Y-o-Y Growth
1	Revenue from Operations	334.3	297.9	12.2%	303.6	10.1%
2	Other Income	16.7	14.4	15.9%	17.1	-2.4%
3	Total Revenue (1+2)	351.0	312.3	12.4%	320.7	9.4%
4	Expenses					
	a) Cost of Hardware / Software package/ for service delivery Outsourced project cost	23.7	16.7	42.0%	13.7	72.5%
	b) Employee Benefits expense	213.6	196.8	8.6%	184.3	15.9%
	c) Finance Costs	0.5	1.3	-56.6%	0.8	-30.4%
	d) Depreciation and amortization expense	19.1	19.1	-0.4%	13.5	41.6%
	e) Impairment of non-current assets	-	-		-	
	f) Other expenses	37.1	40.7	-8.9%	35.7	3.9%
	Total Expenses	293.9	274.5	7.1%	247.9	18.5%
5	Profit before Tax (3-4)	57.0	37.8	50.9%	72.7	-21.6%
6	Tax Expense					
	a) Current Tax	18.9	12.2		20.9	
	b) Deferred Tax	(1.3)	(1.7)		0.2	
	c) Tax adjustments for earlier years	-	(0.7)		-	
7	Profit for the period (5-6)	39.4	28.0	40.6%	51.7	-23.7%
8	Other Comprehensive Income					
	Items that will not be reclassified to Profit and Loss- Gain/(Loss)					
	a) Remeasurement of the net defined benefit liabilities	(1.1)	(0.8)		(1.2)	
	b) Income tax relating to items that will not be reclassified to profit and loss	0.3	0.2		0.3	
	Items that will be reclassified to Profit and Loss					
	a) Foreign currency translation reserve	4.8	0.1		(0.3)	
	b) Income tax relating to items that will not be reclassified to profit and loss	-	-		-	
9	Total Comprehensive Income for the period (7+8)	43.4	27.5		50.4	
10	Paid up equity share capital (Face value: Rs.10 per share)	276.4	276.0		275.4	
11	Other equity					
12	Earnings per share (of Rs.10 each)					
	Basic (Not annualised)	1.43	1.02		1.88	
	Diluted (Not annualised)	1.39	0.99		1.88	



CyberTech

Systems and Software Limited

Regd. Office: 'CyberTech House', Plot No. B-63/64/65, Road No. 21/34, J. B. Sawant Marg, MIDC, Wagle Estate, Thane (West), 400 604.

Contact Us

Saumitra Banerjee

CyberTech Systems & Software Ltd.

saumitra.banerjee@cybertech.com

Asha Gupta

Christensen Advisory, India

agupta@christensenir.com

© 2020 CyberTech Systems and Software Limited, All Rights Reserved.

CyberTech Logo is trademark of CyberTech Systems and Software Limited. In addition to Company data, data from market research agencies, Stock Exchanges and industry publications has been used for this presentation. This material was used during an oral presentation; it is not a complete record of the discussion. This work may not be used, sold, transferred, adapted, abridged, copied or reproduced in whole or in part in any manner or form or in any media without the prior written consent. All product names and company names and logos mentioned herein are the trademarks or registered trademarks of their respective owners.