

INVESTOR PRESENTATION

September -2020

Dhanlaxmi Bank Profile



- Incorporated in 1927 at Thrissur, Kerala. Over the 93 years that followed, Bank has earned the trust and goodwill of clients.
- 518 touch points including 245 branches, 256 ATMs and 17 BCs across 14 States and 1 Union Territory; our focus has always been on customizing services and personalized relationships. Total Employees : 1672

Vision

Banking on Relationships forever

Mission

To Become a Strong and Innovative Bank with Integrity and Social Responsibility to Maximize Customer Satisfaction as well as that of the Employees, Shareholders and the Society.







Key Milestone

2020: Highest ever profit of Rs 65.78Cr, Consistent profit for Last eight Quarters, Capital adequacy Ratio reaching a high of 14.41%
2013 to 2018 : Raised a total of Rs 7677.73 million during 2013 to 2018 through Preferential allotment / Qualified Institutional Placement as Equity / Tier II Bonds.
2012 : Awarded the Asian Banker Technology Implementation award - International award for Best branch automation
2011: Awarded the "Best Mid-sized Bank in Growth Category" by Business Today- KPMG survey. Awarded the Information Week EDGE Award 2011 for IT transformation
2010: Launched new "Dhanlaxmi Bank" brand. Total business* of Rs. 1,00,000 Million. Raised Rs.3,800 Millions by way of Qualified Institutional Placement . Opened 250th branch.
2009: Recorded net profit of Rs.574.5 Million. Reached a milestone of 200 branches with Kolkata branch in East Region.
2008: Total business of Rs. 75,000 Million. Second Rights Issue . All branches under core banking technology.
2003: Introduced Core Banking
2002: Raised Rs. 270 million in a Rights Issue
2000: Installed first ATM
1996: Raised Rs. 240 million in IPO and listed Equity Shares on the National Stock Exchange, Bombay Stock Exchange and the Cochin Stock Exchange
1989: First branch outside Southern region was opened in Mumbai.
1986: Total business of Rs. 1000 Million.
1980: 100-strong branch network
1977: Designated as scheduled commercial bank by the Reserve Bank of India (RBI).
1975: Set up the first branch outside the home state of Kerala, at Mount Road, Chennai -Tamilnadu
1927 : Incorporated in Thrissur, Kerala

Profile of Board of Directors

	Name	Experience & Other Directorships
	C.K.Gopinathan Director	Mr. C.K.Gopinathan is promoter Director of C.K.G.Supermarket. He was also Director in the Catholic Syrian Bank Limited for 8 years. Mr. C.K.Gopinathan is a major share holder of our Bank. He has more than 25 years of experience in finance sector.
	G. Jagan Mohan RBI Additional Director	Shri. G. Jagan Mohan has been appointed as Additional Director by Reserve Bank of India for a period of two years w.e.f February 27, 2020 to February 26, 2022 or till further orders of RBI.
	Mr. G Subramonia Iyer Independent Director	Mr G. Subramonia Iyer, agriculture graduate, has an experience of more than 36 years in banking at various levels and had retired as Executive Director of Uco Bank. He was in-charge of operational heads of Treasury, Finance, Planning & Development, Credit, Risk, IT, International Operations, Recovery.

Profile of Board of Directors

	Name	Experience & Other Directorships
	Dr. (Capt.) Suseela Menon R Independent Director	Dr. (Capt.) Suseela Menon R is a post graduate in commerce and holds a doctorate in Economics. She has more than 21 years of experience as faculty of Commerce, Management Accounting, Cost Accounting, Financial Management, Economics and other Management-related subjects. She retired as Professor of Commerce.
	Mr. G Rajagopalan Nair Independent Director	Mr. G. Rajagopalan Nair , a post graduate in Electronics and Communication. has an experience of 21 years in banking and 23 years in banking related Information Technology and Fintech companies. He had retired from Federal Bank as General Manager – Information Technology. Mr. G. Rajagopalan Nair was IT consultant of CSB Bank and Bahwan Cybertek. He had undertaken software implementation for variuos banks in India and abroad.
	Mr. P. K Vijayakumar Independent Director	Mr. P.K Vijayakumar had retired from Indian Revenue Service as Director General of Income Tax after working at various levels in the Income Tax Department. He also held the position of Insurance Ombudsman. He was appointed as Independent External Monitor of Public Sector Undertakings. Mr. P.K Vijayakumar is a post graduate in Chemistry and also holds B.Ed degree.
	Mr. D K Kashyap RBI Additional Director	Shri. D K Kashyap has been appointed as Additional Director by Reserve Bank of India for a period of two years w.e.f September 28, 2020 to September 27, 2022 or till further orders of RBI.

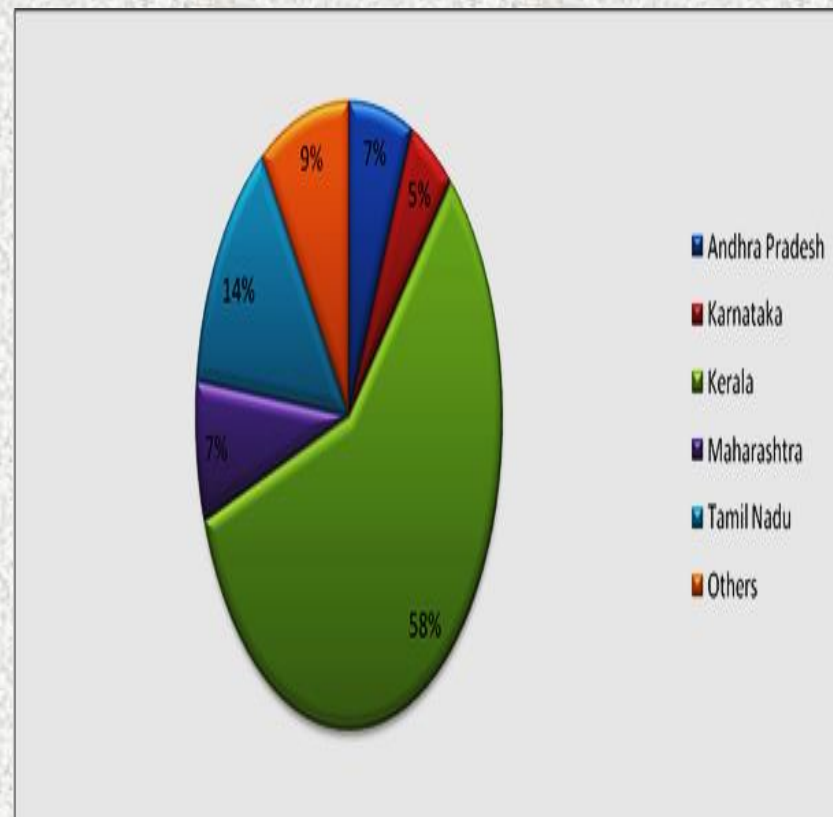
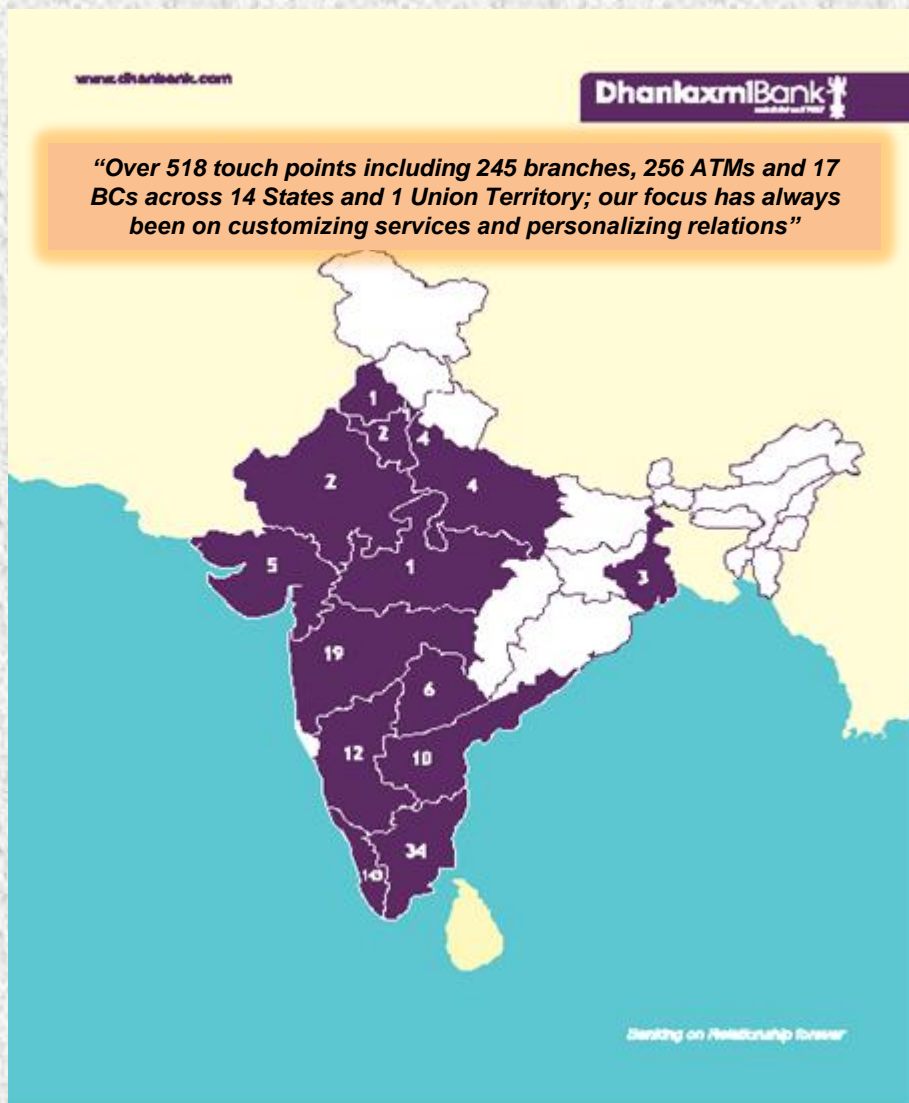
Profile of Key Management Personnel

Name	Experience
Mr. Ramesh AJ Chief Financial Officer	<ul style="list-style-type: none"> ▪ Experience of 33 years in banking sector. ▪ Worked in SBI/SBT in various areas like Finance & Accounts ,Large Value Credit intensive branches etc. ▪ He holds a degree in chemistry and is also a Certified Associate of the Indian Institute of Bankers (CAIIB). ▪ He is also a qualified Chartered Accountant.
Mr. Venkatesh .H Company Secretary	<ul style="list-style-type: none"> ▪ He is an Associate Member (ACS) of the Institute of Company Secretaries of India and joined in the Bank on 04.11.2013 as Assistant Company Secretary. ▪ He holds M Com, JAIIB ▪ He is also an associate member of Institute of Chartered Accountants of India and an Associate member of Institute of Cost Accountants of India.

Profile of Senior Management

Name	Experience
Mr. L. Chandran Chief Recovery Officer	<ul style="list-style-type: none"> Worked in Government sector, Public Sector Financial Institution for about 7 years and Bank for 19 years in different capacities in various geographical areas. A post graduate in Science, he holds an MBA (Finance) and B.Ed. Degree. He is also a Certified Associate of the Indian Institute of Bankers.
Mr. John Varughese (Head IT , Digital Banking)	<ul style="list-style-type: none"> 28 years experience in IT & Banking of which 23 years in Banking Domain. Worked as Head – Alternate Channels, AGM-IT and Regional Head, Engineering graduate with MBA(Banking & Finance). He is also a Certified Information System Auditor (CISA) and Certified Associate of the Indian Institute of Bankers (CAIIB).
Mr. Manoj Kumar S Chief Credit Officer	<ul style="list-style-type: none"> A Credit Manager having 30 years of exposure in India and overseas, having worked in Retail /SME/ Credit, Credit Administration and Recovery functions . A post Graduate in Commerce, he worked previously in Can Fin Homes Ltd, ICICI Bank, First Gulf Bank, UAE & India Bulls HFC prior to joining Dhanlaxmi Bank
Mr. Rajan Sleeba Head- Human Resources Department	<ul style="list-style-type: none"> 36 years of experience in banking sector including working with Federal Bank etc., a Post Graduated in law (LLM) and Certified Associate of the Indian Institute of Bankers (CAIIB). Worked as Regional Head North, Thrissur and Thiruvananthapuram.
Mr. Surendran .AV Head- Treasury	<ul style="list-style-type: none"> 33 Years of experience in banking sector with specialization in Treasury Management for last 14 years. He is a science Graduate and Junior Associate of the Indian Institute of Bankers(JAIIB)
Mr. Santoy John Chief Compliance Officer	<ul style="list-style-type: none"> 19 Years of experience in banking sector; He is a Post Graduate in Science, a certified Information Systems Auditor(CISA) and a Certified Associate of the Indian Institute of Bankers (CAIIB). He is holding Postgraduate Certificate programme in Business Management from XIMB Bhubaneswar

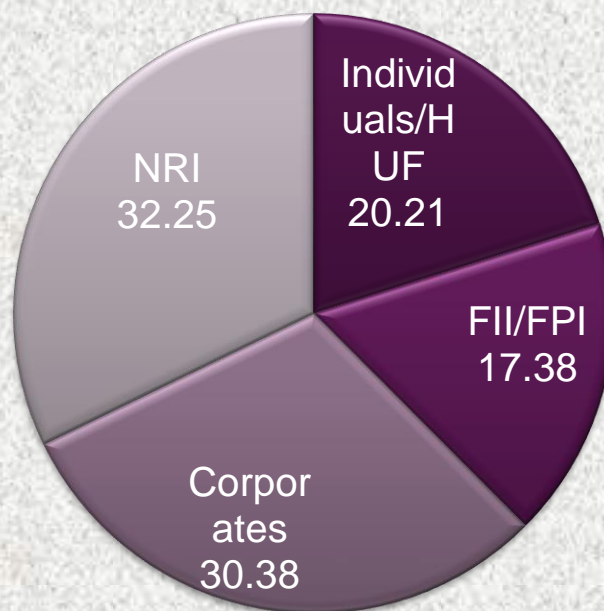
Overview of Distribution



Shareholding pattern

Shareholding 1% & above (As on September 30, 2020)

Share Holder	% of Stake
B RAVINDRAN PILLAI	9.999
GOPINATHAN C K	7.498
YUSUFFALI MUSALIAM VEETIL ABDUL KADER	4.999
KAPILKUMAR WADHAWAN	4.999
VESPERA FUND LIMITED	4.416
NICHE FINANCIAL SERVICES PVT LTD	3.122
SHITAL RAGHU KATARIA	2.630
P RAJA MOHAN RAO	2.437
MARSHAL GLOBAL CAPITAL FUND LTD	2.173
ANTARA INDIA EVERGREEN FUND LTD	2.154
SUASHISH DIAMONDS LIMITEDASHISH RAMESHKUMAR GOENKA	1.709
MOHANACHANDRAN NAIR B	1.599
ELARA INDIA OPPORTUNITIES FUND LIMITED	1.586
B GOVINDAN	1.519
HAREENDRAN C K	1.383
AGNUS VENTURES LLP	1.383



Comprehensive range of Products

Deposits	Corporate Products	Retail Products	Other Services	Technology Related products
Current Account	Cash Credit *	Agriculture / Kissan Vahana Loan/ Kissan Card	Distribution of General and Life Insurance products.	Retail & Corporate Internet Banking
Savings Account	Overdraft	Home Loan / Loan against property	Mutual Fund Distribution	Missed Call Services
Term Deposit	Term Loans	Gold Loan/ Loan against Sovereign Gold Bonds	Depository Services	Mobile Banking
Corporate Salary	Corporate Loans	Vehicle Loan	Locker Services	IMPS
NRE Account	Project Finance	Live Stock Loan	Forex Services	e-IT Return Filing
NRO Account	Bill Advance and Packing Credit Advance	Personal Loans/ Educational Loan	Bankers to Issue /ASBA	Remittances – Real Time Gross Settlement (RTGS) / National Electronics Funds Transfer (NEFT)/MTS
Foreign Currency Non Repatriable Fixed Deposit	Foreign Currency Loans	Loan against LIC policy/ Deposit/ Overdraft against Shares	Cash Management Services/ Aadhaar Based Payments	Online trading
3 in 1 account (Saving Account, Demat Account & Trading Account)	Invoice / Dealer Financing	Micro Credit Loan/ Self Help Group Loans	Import Export related services	Point of Sale
Business Correspondents	Lease Rental Discounting	Medical Equipment Loan	Sovereign Gold Bonds	Pay Smart
	Office Equipment Loan	International Debit cards / Credit Cards / Gift Cards/Forex Cards	PAN Card Services	Bill Payment

* New Product under Cash Credit- DHANAM GST BUSINESS LOAN is also available

Performance Overview

Y-O-Y Comparison

- Q2 net profit Rs. 14.01 Crs Vis a Vis Rs. 6.09 Crs in the Q1 of FY 21.
- Total business Rs. 18496 Crs as on 30.09.2020 Vis a Vis Rs. 17427 Crs as on 30.09.2019 (Growth of 6.13%).
- Deposits Rs.11436 Crs as on 30.09.2020 as against Rs. 10685 Crs as on 30.09.2019 (Growth 7.03 %).
- Gross Advances Rs. 7060 Crs as on 30.09.20 Vis a Vis Rs. 6742 Crs as on 30.09.2019 (Growth of 4.71%).
- Retail advance grew by 12.30% on YOY basis.
- Gross NPA improved by 70 bps on a YoY basis to 6.36%.
- PCR improved from 89.16% to 89.32% on YoY basis.
- Net NPA stands at 1.66% as on 30.09.2020
- Total provision at Rs. 19.85 Crs for the current quarter Vis a Vis Rs. 25.38 Crs a year ago.
- Cost of Deposits 5.55% against 5.43% a year ago .
- Cost of Funds has been reduced from 5.69% to 5.54% on YoY basis.

Performance Highlights

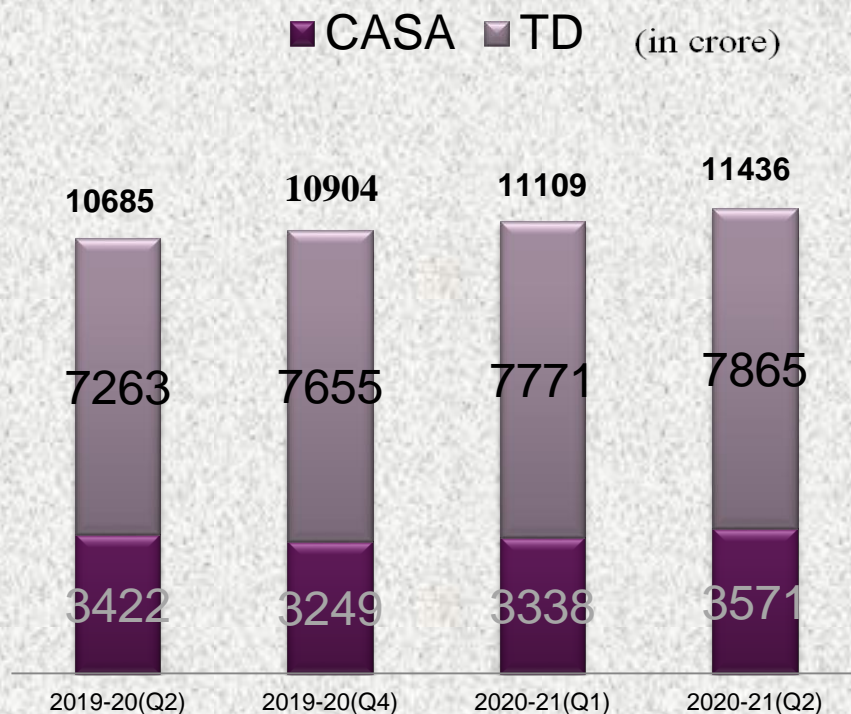
Particulars	30-09-2019 (Reviewed)	31-03-2020 (Audited)	30-06-2020 (Reviewed)	30-09-2020 (Reviewed)
Gross Advances (in crore)	6742	6799	6738	7060
Deposits (in crore)	10685	10904	11109	11436
GNPA %	7.06	5.90	6.89	6.36
NNPA %	1.65	1.55	2.18	1.66
NIM %	3.31	3.21	2.77	2.88
ROA %	0.71	0.55	0.20	0.32
ROE %	10.41	7.95	2.93	4.73
Cost/Income Ratio %	66.80	66.67	64.38	66.67
CASA to Total Deposits	32%	30%	30%	31%
Market Capitalization (in crore)	355.99	203.67	368.13	311.20
Book Value Per Share (Rs.)	31.74	32.68	32.92	33.48
CRAR %	13.77	14.41	13.94	13.72



Performance Highlights

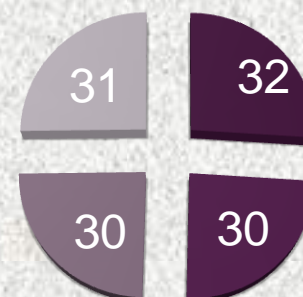
(Rs. in Cr)

DEPOSITS

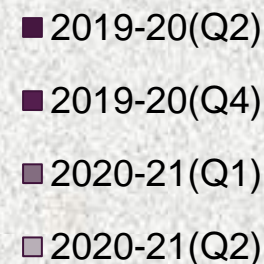
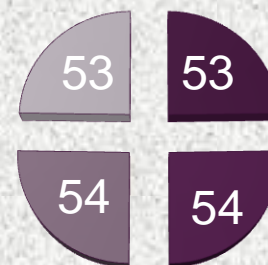


Trend in movement of CASA %

CASA %




RETAIL %

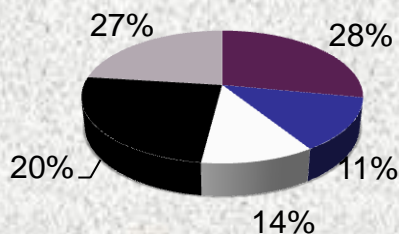


Advance Portfolio- Gross Advance

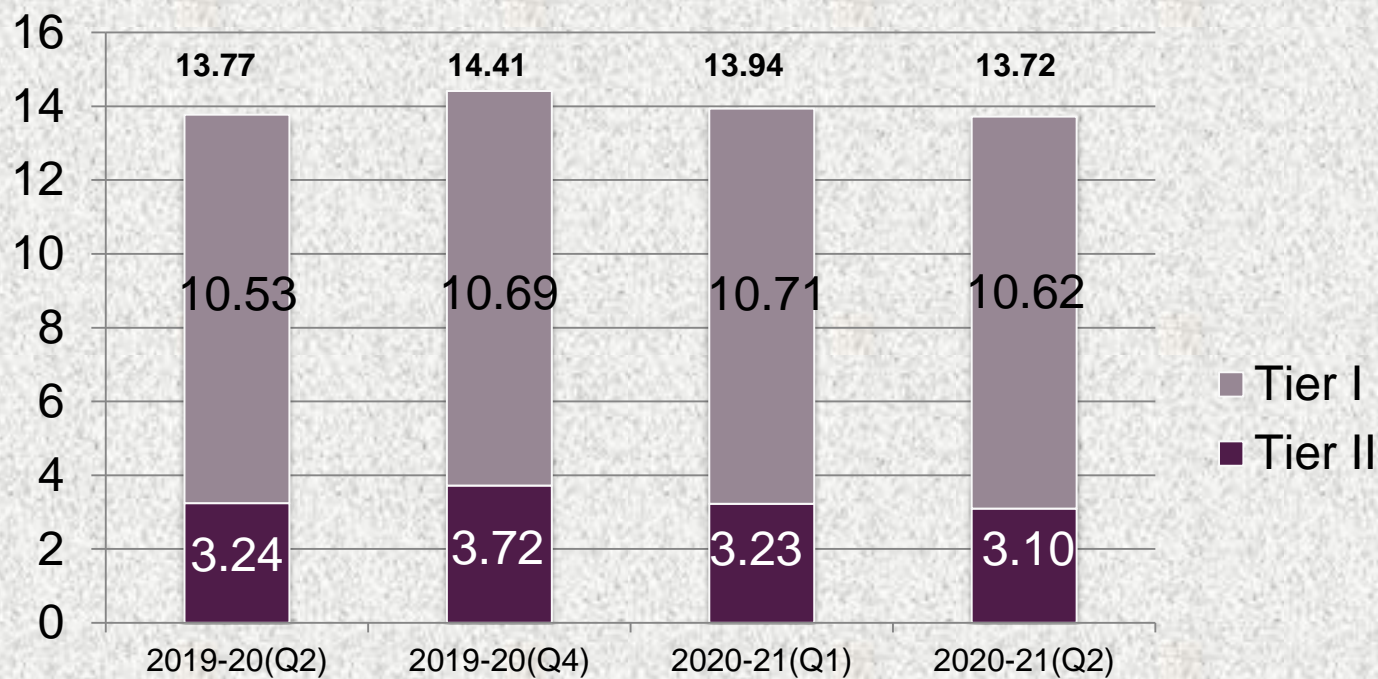
(Rs in Cr)



■ Corporate ■ SME ■ Agri & MFI (excluding gold) ■ Retail ■ Gold



Performance Highlights-CRARAR



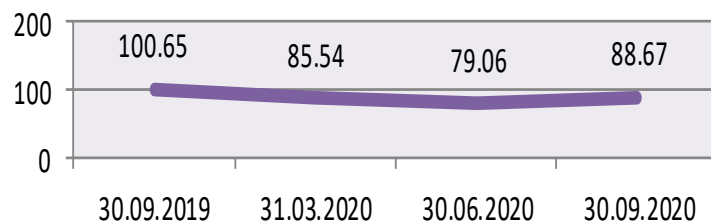
Business Result

Particulars	For the quarter ended			For the Half Year ended		Year Ended	Growth (YOY)	YOY Growth %
	30.09.2019 (Reviewed)	30.06.2020 (Reviewed)	30.09.2020 (Reviewed)	30.09.2019 (Reviewed)	30.09.2020 (Reviewed)	31.03.2020 (Audited)		
Interest Income	253.34	236.65	243.97	493.77	480.62	987.59	(13.15)	(2.66)
Interest Expenses	152.70	157.59	155.30	303.04	312.89	614.41	9.85	3.25
Net Interest Income	100.65	79.06	88.67	190.74	167.73	373.18	(23.01)	(12.07)
Non Interest Income	23.51	41.97	21.25	39.83	63.22	112.85	23.39	58.73
Operating Expenses	76.71	77.92	76.05	154.01	153.97	324.06	(0.04)	(0.02)
Operating Profit	47.45	43.11	33.87	76.56	76.98	161.97	0.42	0.54
Provisions and Contingencies	25.38	37.02	19.85	34.65	56.87	96.19	22.22	64.14
Net Profit	22.07	6.09	14.01	41.91	20.10	65.78	(21.81)	(52.04)

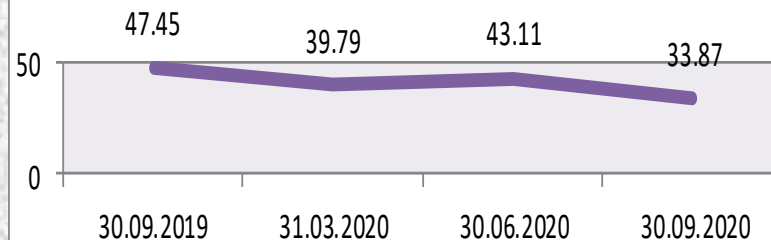
Business Result for the Quarter Ended

Rs (in Cr)

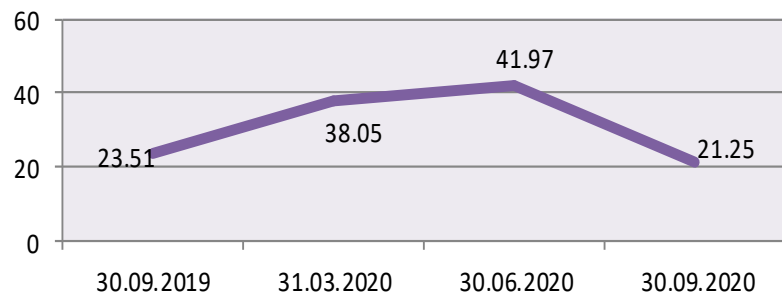
Net Interest Income



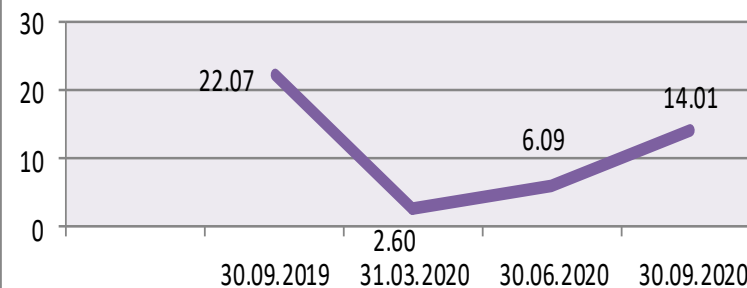
Operating Profit



Non Interest Income



Net Profit



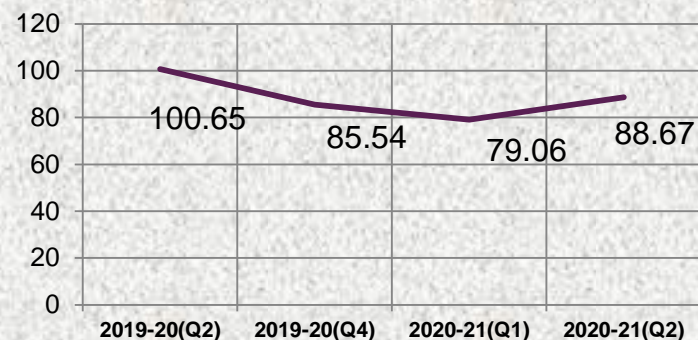
Income and Margins

Rs (in Cr)

Net Interest Income for the Quarter Ended

2019-20(Q2)	100.65
2019-20(Q4)	85.54
2020-21(Q1)	79.06
2020-21(Q2)	88.67

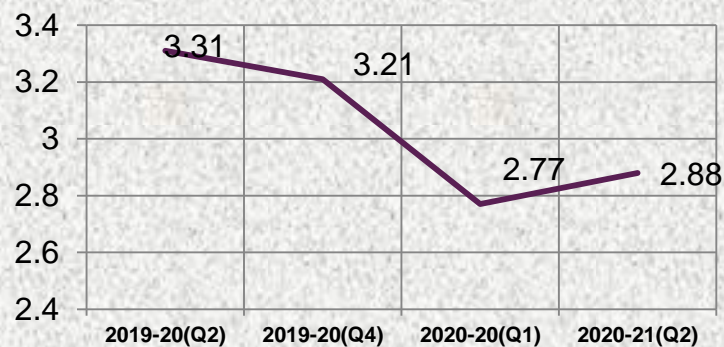
Net Interest Income



Net Interest Margin (%)

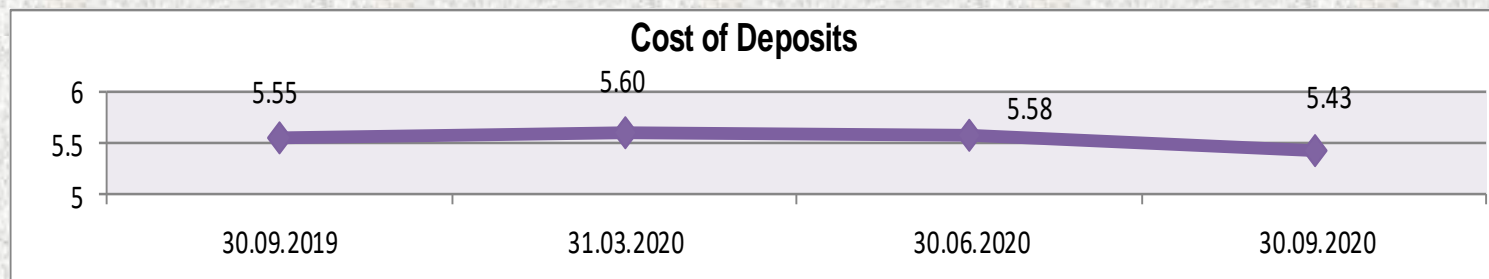
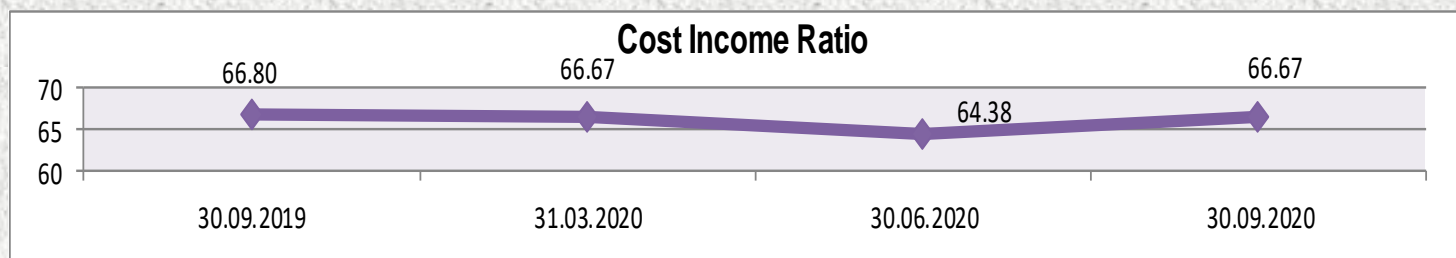
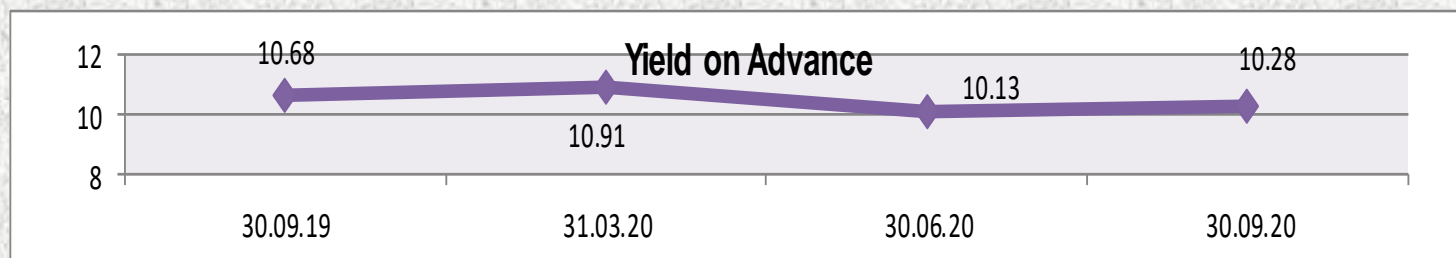
2019-20(Q2)	3.31
2019-20(Q4)	3.21
2020-21(Q1)	2.77
2020-21(Q2)	2.88

Net Interest Margin



Income and Margins

Rs (in Cr)

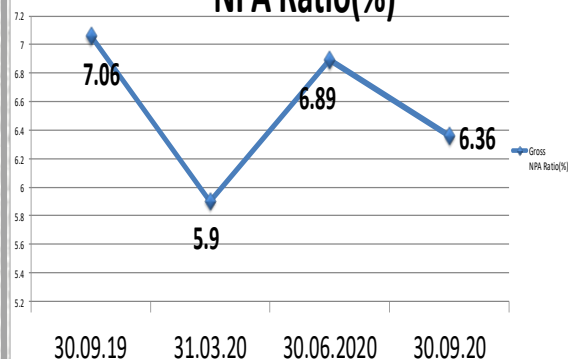


Asset Quality

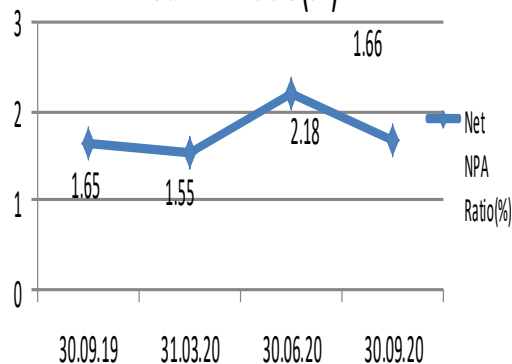
Rs (in Cr)

Particulars	30-09-2019 (Reviewed)	31-03-2020 (Audited)	30-06-2020 (Reviewed)	30-09-2020 (Reviewed)
Gross NPA ratio (%)	7.06	5.90	6.89	6.36
Net NPA ratio (%)	1.65	1.55	2.18	1.66
Provision Coverage ratio(%)	89.16	89.87	86.78	89.32

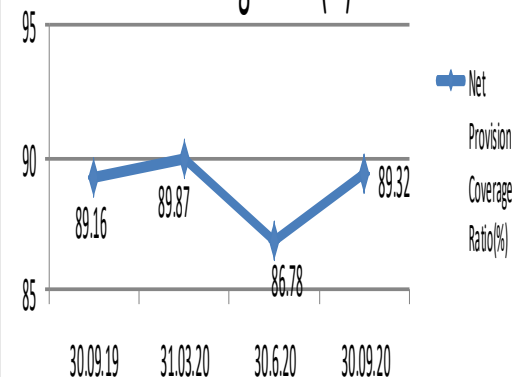
**Gross
NPA Ratio(%)**



Net NPA Ratio(%)



Provision Coverage Ratio(%)



Summary of Financials – Balance Sheet

Particulars	30.09.2019 (Reviewed)	31.03.2020 (Audited)	30.06.2020 (Reviewed)	30.09.2020 (Reviewed)
CAPITAL AND LIABILITIES				
Capital	253	253	253	253
Reserves and Surplus	550	574	580	594
Deposits	10685	10904	11109	11436
Borrowings	183	178	178	150
Other Liabilities and Provisions	249	356	318	280
TOTAL	11920	12265	12438	12713
ASSETS				
Cash and Balances with Reserve Bank of India	617	549	482	516
Balances with Banks and Money at call and short notice	157	581	668	562
Investments	3888	3682	3929	3990
Advances	6368	6496	6411	6720
Fixed Assets	209	214	212	210
Other Assets *	680	743	736	715
TOTAL	11920	12265	12438	12713
<i>* Out of Which RIDF/RHF/MSME</i>				
Deposits	336	363	353	327
Contingent Liabilities	651	503	463	473
Bills for collection	314	311	312	306



Way Forward

Profitability Approach	Liability Strategy	<ul style="list-style-type: none"> • Systematic Growth in Deposits • Increasing CASA with quality acquisition. • Improve value of account
	Business Strategy	<ul style="list-style-type: none"> • Quality Advance Portfolio • Increasing Retail Advances including Housing Loan , Car Loan, Gold Loan and Loan against property. • Lending based on Cash flow of activities & Collaterals • Better Pricing
	Optimising Cost	<ul style="list-style-type: none"> • Relocating higher rental Premises & relocating low hit ATMs • Negotiation with vendors for competent pricing • Cost Rationalization & monitoring
	Focus on Non Interest Income	<ul style="list-style-type: none"> • Focus on recovery efforts using provisions of IBC,RR,OTS etc • Effective Cross Selling with increased number of products per customer • Marketing of Insurance and Mutual Fund Products • More focus on Non Fund based facilities • Uniform Processing fee structure
	Other Initiatives	<ul style="list-style-type: none"> • Leveraging benefits of IT Transformation • Publicity of various facilities / products available with the bank. • Effective use of data mining tools • Improved Visibility Measures

Disclaimer

This presentation has been prepared by Dhanlaxmi Bank (the "Bank") solely for your information and for your use and may not be taken away, reproduced, redistributed or passed on, directly or indirectly, to any other person (whether within or outside your organization or firm) or published in whole or in part, for any purpose. By attending this presentation, you are agreeing to be bound by the foregoing restrictions and to maintain absolute confidentiality regarding the information disclosed in these materials.

The information contained in this presentation does not constitute or form any part of any offer, invitation or recommendation to purchase or subscribe for any securities in any jurisdiction, and neither the issue of the information nor anything contained herein shall form the basis of, or be relied upon in connection with, any contract or commitment on the part of any person to proceed with any transaction. This presentation is not and should not be construed as a prospectus (as defined under Companies Act, 1956) or offer document under the Securities and Exchange Board of India (Issue of Capital and Disclosure Requirements) Regulation, 2009, as amended, or advertisement for a private placement or public offering of any security or investment. The information contained in these materials has not been independently verified. No representation or warranty, express or implied, is made and no reliance should be placed on the accuracy, fairness or completeness of the information presented or contained in these materials. Such information and opinions are in all events, not current after the date of the presentation. The recipients of this presentation and the information contained herein are not to construe the document as tax, investment or legal advice. Any forward-looking statements in this presentation are subject to risks and uncertainties that could cause actual results or financial conditions or performance or industry results to differ materially from those that may be inferred to being expressed in, or implied by, such statements. Such forward-looking statements are not indicative or guarantees of future performance. Any forward-looking statements, projections and industry data made by third parties included in this presentation are not adopted by the Bank, and the Bank is not responsible for such third party statements and projections. This presentation may not be all inclusive and may not contain all of the information that you may consider material. The information presented or contained in these materials is subject to change without notice. Neither the Bank nor any of its affiliates, advisers or representatives accepts liability whatsoever for any loss howsoever arising from any information presented or contained in these materials. You should not place undue reliance on forward-looking statements, which speak only as of the date of this presentation.

This presentation is for general information purposes only, without regard to any specific objectives, financial situation or informational needs of any particular person. The Bank may alter, modify or otherwise change in any manner the content of this presentation, without obligation to notify any person of such change or changes.

THIS PRESENTATION DOES NOT CONSTITUTE OR FORM ANY PART OF ANY OFFER, INVITATION OR RECOMMENDATION TO PURCHASE OR SUBSCRIBE FOR ANY SECURITIES IN THE UNITED STATES OR ELSEWHERE.

THANK YOU