

Q3 FY 2015 Summary

CONSOLIDATED RESULTS

Operating Income in Q3 FY 2015 was INR 57.36 crs (down by 19% Vs Q3 FY 2014 & down by 13% Vs Q2 FY 2015)

Operating Profit (PBT) in Q3 FY 2015 was INR 14.17 crs (down by 45% Vs Q3 FY 2014 & down by 33% Vs Q2 FY 2015)

PAT in Q3 FY 2015 was INR 8.17 crs (down by 51% Vs Q3 FY 2014 & down by 34% Vs Q2 FY 2015)

Diluted EPS was 0.35 compared to 0.71 in Q3 FY 2014 and 0.53 in Q2 2015

VOLUME & YIELD

Average daily turnover (without CDS) for Q3 FY 2016 was INR 8.96 bn compared to INR 10.40 bn in previous quarter and INR 10.81 bn in Q3 FY 15. (14% de growth QoQ)

Cash market Volume decreased by 12% compared to previous quarter and FO decreased by 14%

Brokerage Yield year on year decreased to 6.7 bps from 7.1 bps in Q2 FY 2016 and Q3 FY 15.

Q3 FY 2015 SUMMARY

BUSINESS REACH

GBNPP network includes 498 offices in India and 9 offices in Abroad

GBNPP reaches clients in 20 states of India and 4 Gulf countries

Total client base rose to 7,98,000 which includes 6,69,000 equity clients.

ASSETS UNDER MANAGEMENT

Total AUH & AUM moved to INR 254 bn from INR 229 bn (Dec.14) (11% growth)

Out of total AUH and AUM, Depository assets (Asset under Holding) were INR 225 bn

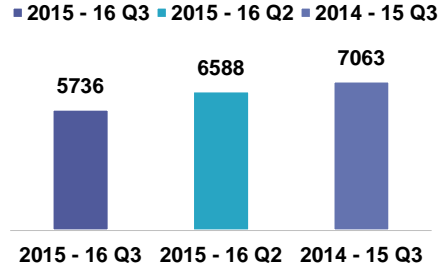
11% Of Total assets contributed by Joint ventures abroad.



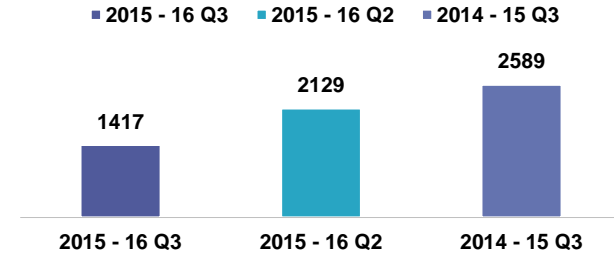
PERFORMANCE HIGHLIGHTS

Performance highlights

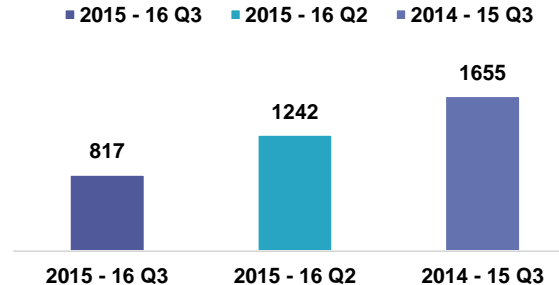
Operational income



Earnings Before Tax



Profit after Tax



Amount: Rs in Lakhs

Consolidated Financials

Particulars	2015-16	2014-15	Change % (Q to Q)
	Q III	Q III	
Operational income	5736	7063	-19%
Other income	619	538	15%
Total income	6355	7601	-16%
Total Expenses	4938	5012	-1%
Profit before tax (w/o Exceptional items)	1417	2589	-45%
Profit after tax	817	1655	-51%
EPS - Basic	0.35	0.72	
EPS - Diluted	0.35	0.71	

Amount: Rs in Lakhs

Geojit BNP Paribas Financial services (stand alone)

PARTICULARS	2015-16	2014-15	Change% (Q to Q)
	Q 3	Q 3	
Brokerage & related income	5,077	6,292	-19%
Other income	428	365	17%
Total Revenues	5,505	6,657	-17%
Total Expenses	4,515	4,497	0%
Profit before tax (w/o Exceptional items)	990	2,160	-54%
Profit/(Loss) for the Year	632	1,430	-56%

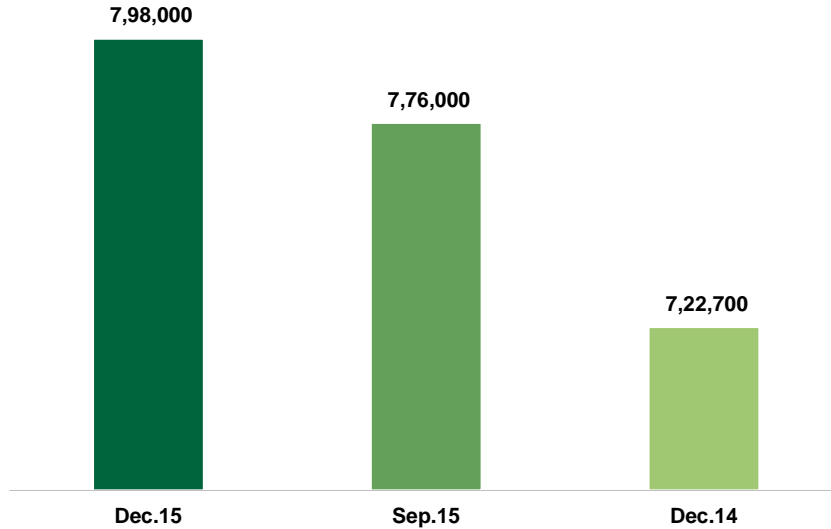
Amount: Rs in Lakhs

BUSINESS POINTS

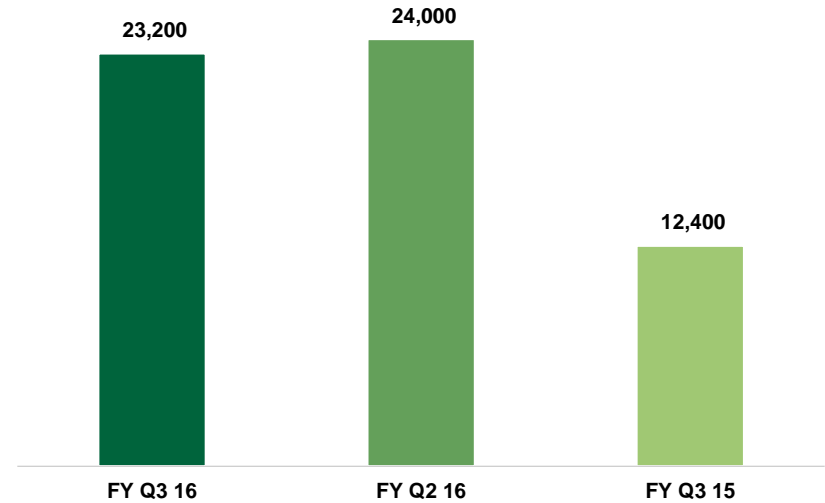


Business points...

> Clients



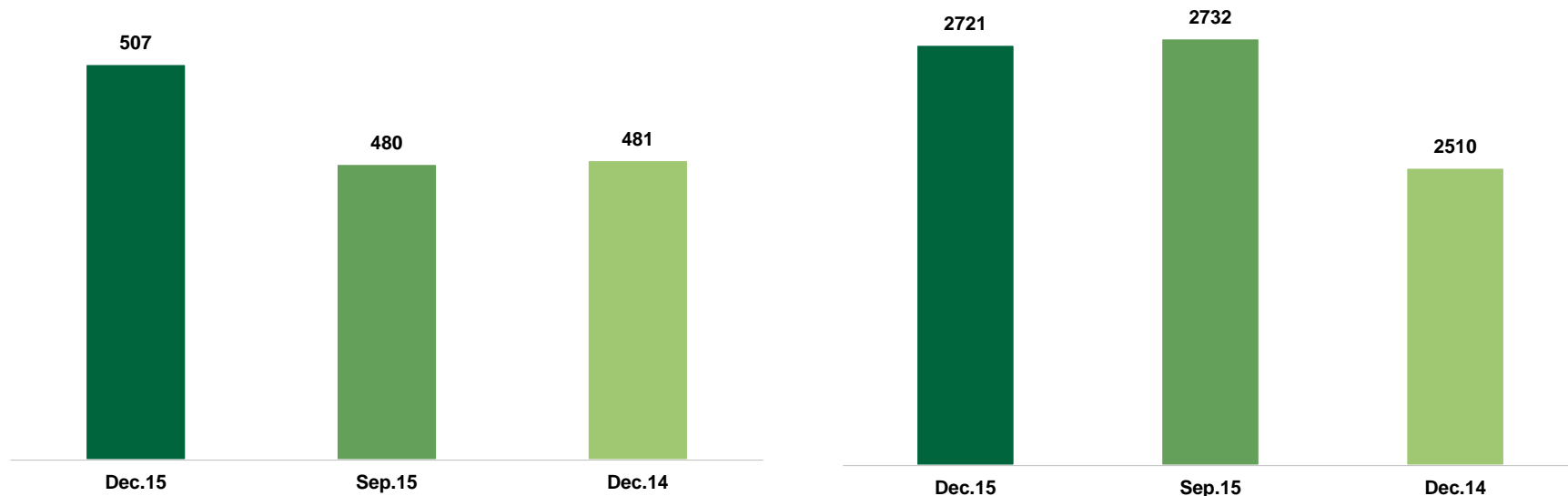
> New Clients



Business points...

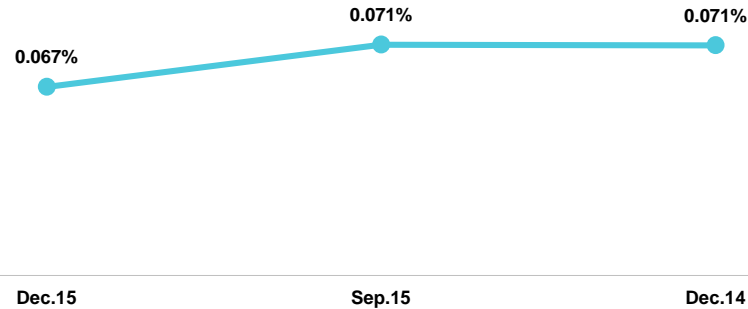
➤ Offices

➤ Employees

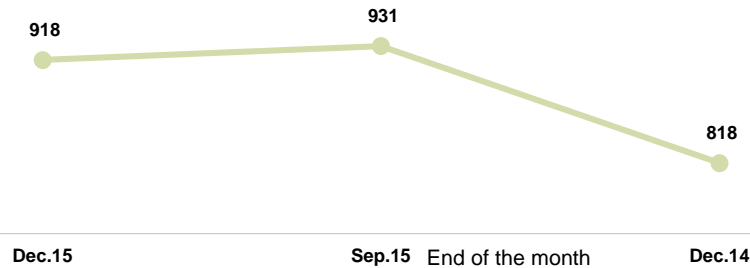


Business points...

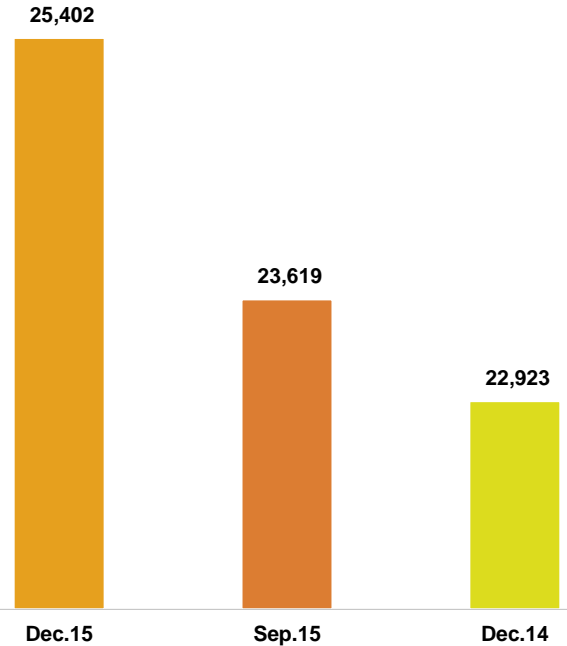
Total yield



Market Capitalization



AUH/AUM (in crore)



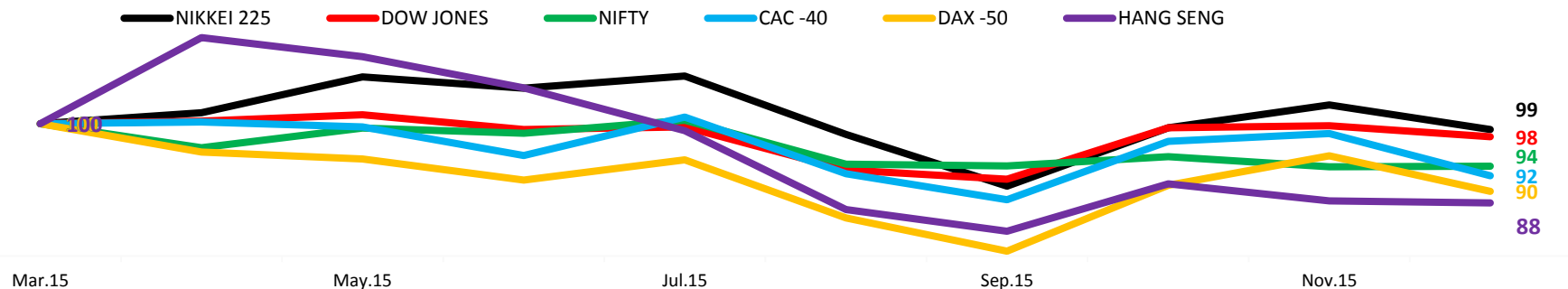
MARKET STATISTICS



Market Statistics - Benchmark Index



Index evolution (Base 100 : Mar.15)



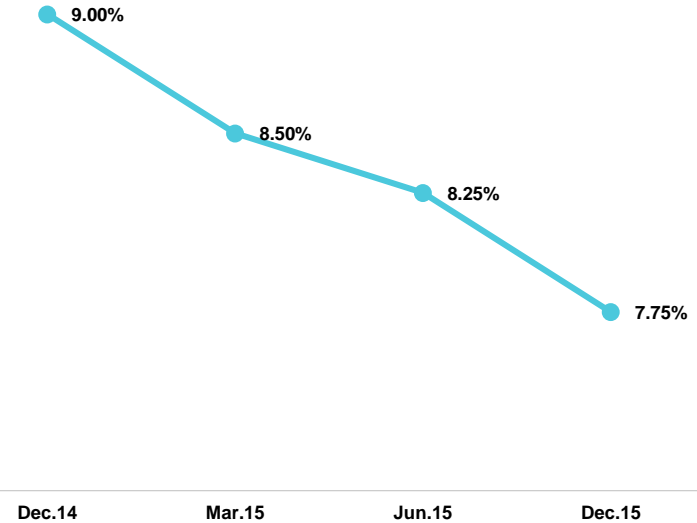
Market Statistics-Economic indicators

USD/INR



Bank rate

Bank rate



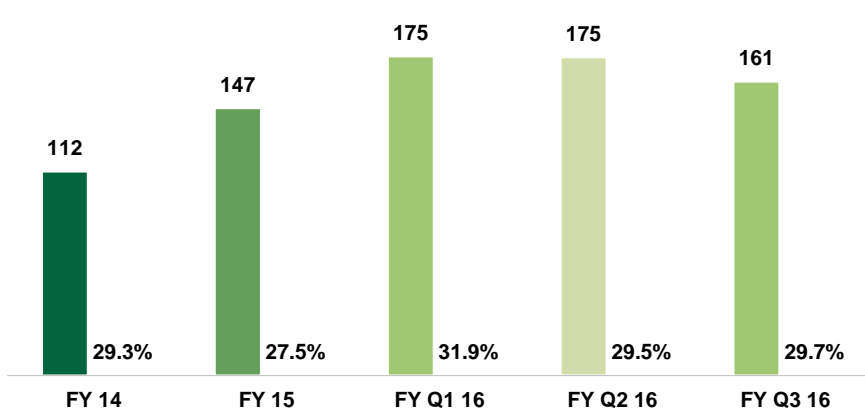
GEOJIT
BNP PARIBAS

Savings & Investments

Market Statistics-NSE Average daily turnover (ADTO)

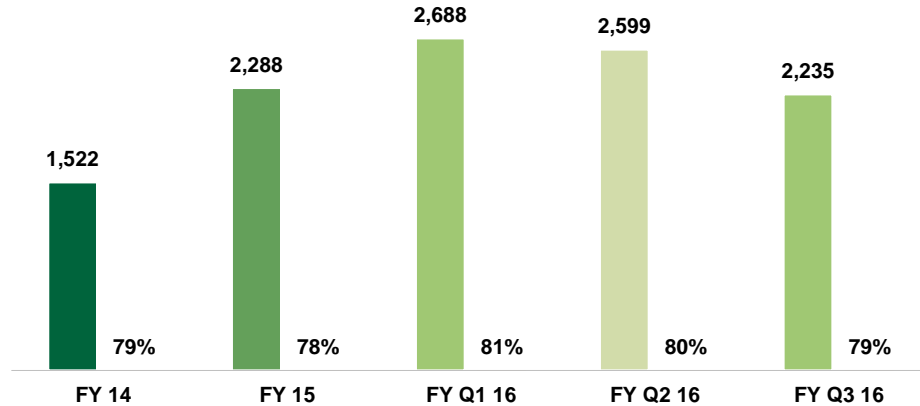
ADTO of NSE in Cash Market (in Bn).
(Total in Value and % shows Delivery turnover on total)

■ ADTO ■ Delivery %



ADTO of NSE in Futures & Option (in Bn).
(Total in Value and % shows Option turnover on total)

■ ADTO ■ Options



Average Daily Turnover (ADTO)



GEOJIT
BNP PARIBAS

Savings & Investments

THANK YOU!

GEOJIT BNP PARIBAS FINANCIAL SERVICES LTD
34/659-P, Civil Line Road, Padivattom, Kochi-682024
Toll Free: 1800-425-5501 / 1800-103-5501
geojitbnpparibas.com

This report is for information purposes only and does not construe to be any investment, legal or taxation advice. It is not intended as an offer or solicitation for the purchase and sale of any financial instrument. Any action taken by you on the basis of the information contained herein is your responsibility alone and Geojit BNP Paribas Financial Services Ltd (herein after referred as GBNPP) and its subsidiaries or its employees or directors, associates will not be liable in any manner for the consequences of such action taken by you. We have exercised due diligence in checking the correctness and authenticity of the information contained herein, but do not represent that it is accurate or complete. GBNPP or any of its subsidiaries or associates or employees shall not be in any way responsible for any loss or damage that may arise to any person from any inadvertent error in the information contained in this publication. The recipients of this report should rely on their own investigations. GBNPP and/or its subsidiaries and/or directors, employees or associates may have interests or positions, financial or otherwise in the securities mentioned in this report